

SAN DIEGO COUNTY REGIONAL AIRPORT AUTHORITY

Board Members

C. April Boling
Board Chair

Greg Cox
Jim Desmond
Robert H. Gleason
Lloyd B. Hubbs
Jim Janney
Mark Kersey
Paul Robinson
Mary Sessom

SPECIAL BOARD and EXECUTIVE/FINANCE COMMITTEE MEETING

AGENDA

Monday July 11, 2016
9:00 A.M.

San Diego International Airport
SDCRAA Administration Building -- Third Floor
Board Room
3225 N. Harbor Drive
San Diego, CA 92101

Ex-Officio Board Members

Laurie Berman
Eraina Ortega
Col. Jason Woodworth

President / CEO

Thella F. Bowens

This Agenda contains a brief general description of each item to be considered. The indication of a recommended action does not indicate what action (if any) may be taken. If comments are made to the Committee without prior notice or are not listed on the Agenda, no specific answers or responses should be expected at this meeting pursuant to State law. ***Please note that agenda items may be taken out of order.***

Staff Reports and documentation relating to each item of business on the Agenda are on file in Corporate & Information Governance and are available for public inspection.

***NOTE:** This Committee Meeting also is noticed as a Special Meeting of the Board to (1) foster communication among Board members in compliance with the Brown Act; and (2) preserve the advisory function of the Committee.

Board members who are not members of this Committee may attend and participate in Committee discussions. Since sometimes more than a quorum of the Board may be in attendance, to comply with the Brown Act, this Committee meeting also is noticed as a Special Meeting of the Board.

To preserve the proper function of the Committee, only members officially assigned to this Committee are entitled to vote on any item before the Committee. This Committee only has the power to review items and make recommendations to the Board. Accordingly, this Committee cannot, and will not, take any final action that is binding on the Board or the Authority, even if a quorum of the Board is present.

PLEASE COMPLETE A "REQUEST TO SPEAK" FORM PRIOR TO THE COMMENCEMENT OF THE MEETING AND SUBMIT IT TO THE AUTHORITY CLERK. ***PLEASE REVIEW THE POLICY FOR PUBLIC PARTICIPATION IN BOARD AND BOARD COMMITTEE MEETINGS (PUBLIC COMMENT) LOCATED AT THE END OF THE AGENDA.***

CALL TO ORDER:

PLEDGE OF ALLEGIANCE:

ROLL CALL:

Board

Board Members: Berman (Ex-Officio), Boling (Chair), Cox, Desmond, Gleason, Hubbs, Janney, Kersey, Ortega (Ex-Officio), Robinson, Sessom, Woodworth (Ex-Officio)

Executive Committee

Committee Members: Boling (Chair), Janney, Robinson

Finance Committee

Committee Members: Boling (Chair), Cox, Janney, Sessom

NON-AGENDA PUBLIC COMMENT

Non-Agenda Public Comment is reserved for members of the public wishing to address the Committee on matters for which another opportunity to speak **is not provided on the Agenda**, and which is within the jurisdiction of the Committee. Please submit a completed speaker slip to the Authority Clerk. ***Each individual speaker is limited to three (3) minutes. Applicants, groups and jurisdictions referring items to the Board for action are limited to five (5) minutes.***

Note: Persons wishing to speak on specific items should reserve their comments until the specific item is taken up by the Board.

BOARD BUSINESS

NEW BUSINESS:

1. PROPOSED ADOPTION OF PUBLIC PARKING RATE INCREASE:

The Board is requested to approve an increase in parking rates.

RECOMMENDATION: Adopt Resolution No. 2016-0058, approving an increase to certain parking rates, beginning July 12, 2016.

Presented by: Scott Brickner, Vice President, Finance & Asset Management/Treasurer

PUBLIC HEARING:

2. **APPROVAL OF THE SAN DIEGO INTERNATIONAL AIRPORT'S USE OF AUTOMATED LICENSE PLATE RECOGNITION (ALPR) SYSTEMS AND THE USE OF ALPR DATA PURSUANT TO CALIFORNIA SENATE BILL NO. 34:**
The Board is requested to approve the ALPR plan.
RECOMMENDATION: Adopt Resolution No. 2016-0059, approving the San Diego International Airport's Use of Automated License Plate Recognition (ALPR) Systems and the protection of data from these systems.
Presented by: David Boenitz, Director, Ground Transportation

EXECUTIVE/FINANCE BUSINESS

NEW BUSINESS:

3. **APPROVAL OF MINUTES:**
RECOMMENDATION: Approve the minutes of the June 13, 2016 regular meeting.

FINANCE COMMITTEE

4. **REVIEW OF THE UNAUDITED FINANCIAL STATEMENTS FOR THE ELEVEN MONTHS ENDED MAY 31, 2016:**
RECOMMENDATION: Accept the report.
Presented by: Kathy Kiefer, Senior Director, Finance and Asset Management
5. **REVIEW OF THE AUTHORITY'S INVESTMENT REPORT AS OF MAY 31, 2016:**
RECOMMENDATION: Accept the report.
Presented by: Geoff Bryant, Manager, Airport Finance

EXECUTIVE COMMITTEE

6. **PRE-APPROVAL OF TRAVEL REQUESTS AND APPROVAL OF BUSINESS AND TRAVEL EXPENSE REIMBURSEMENT REQUESTS FOR BOARD MEMBERS, THE PRESIDENT/CEO, THE CHIEF AUDITOR AND GENERAL COUNSEL:**
RECOMMENDATION: Pre-approve travel requests and approve business and travel expense reimbursement requests.
Presented by Tony R. Russell, Director, Corporate & Information Governance/Authority Clerk

REVIEW OF FUTURE AGENDAS

7. REVIEW OF THE DRAFT AGENDA FOR THE JULY 21, 2016 BOARD MEETING:

Presented by: Thella F. Bowens, President/CEO

8. REVIEW OF THE DRAFT AGENDA FOR THE JULY 21, 2016 AIRPORT LAND USE COMMISSION MEETING:

Presented by: Thella F. Bowens, President/CEO

CLOSED SESSION:

9. PUBLIC EMPLOYEE PERFORMANCE EVALUATION:

Cal. Gov. Code §54957

Title: President/Chief Executive Officer

REPORT ON CLOSED SESSION:

NON-AGENDA PUBLIC COMMENT:

COMMITTEE MEMBER COMMENTS:

ADJOURNMENT:

Policy for Public Participation in Board, Airport Land Use Commission (ALUC), and Committee Meetings (Public Comment)

- 1) Persons wishing to address the Board, ALUC, and Committees shall complete a “Request to Speak” form prior to the announcement of that portion of the agenda containing the item to be addressed (e.g., Public Comment and General Items). Failure to complete a form shall not preclude testimony, if permission to address the Board is granted by the Chair.
- 2) The Public Comment period at the beginning of the agenda is limited to eighteen (18) minutes and is reserved for persons wishing to address the Board, ALUC, or Committee on any matter for which another opportunity to speak is not provided on the Agenda, and on matters that are within the jurisdiction of the Board. A second Public Comment period is reserved for general public comment later in the meeting for those who were not heard during the first Public Comment period.
- 3) Persons wishing to speak on a specific item listed on the agenda will be afforded an opportunity to speak during the presentation of that individual item. Persons wishing to speak on a specific item should reserve their comments until the item is taken up by the Board, ALUC or Committee. Public comment on a specific item is limited to twenty (20) minutes – ten (10) minutes for those in favor and ten (10) minutes for those in opposition of an item. Each individual speaker will be allowed three (3) minutes, and applicants and groups will be allowed five (5) minutes.
- 4) If many persons have indicated a desire to address the Board, ALUC or Committees on the same issue, then the Chair may suggest that these persons consolidate their respective testimonies. Testimony by members of the public on any item shall be limited to **three (3) minutes per individual speaker and five (5) minutes for applicants, groups and referring jurisdictions.**
- 5) Pursuant to Authority Policy 1.33 (8), recognized groups must register with the Authority Clerk prior to the meeting.
- 6) After a public hearing or the Public Comment portion of the meeting has been closed, no person shall address the Board, ALUC, and Committees without first obtaining permission to do so.

Additional Meeting Information

NOTE: This information is available in alternative formats upon request. To request an Agenda in an alternative format, or to request a sign language or oral interpreter, or an Assistive Listening Device (ALD) for the meeting, please telephone the Authority Clerk’s Office at (619) 400-2400 at least three (3) working days prior to the meeting to ensure availability.

For your convenience, the agenda is also available to you on our website at www.san.org.

For those planning to attend the Board meeting, parking is available in the public parking lot located directly in front of the SDCRAA Administration Building. Bring your ticket to the third floor receptionist for validation.

You may also reach the SDCRAA Administration Building by using public transit via the San Diego MTS system, Route 992. For route and fare information, please call the San Diego MTS at (619) 233-3004 or 511.

UPCOMING MEETING SCHEDULE

<i>Date</i>	<i>Day</i>	<i>Time</i>	<i>Meeting Type</i>	<i>Location</i>
September 6	Tuesday	9:00 A.M.	Regular	Board Room

STAFF REPORT

Meeting Date: **JULY 11, 2016**

Subject:

Proposed Adoption of Public Parking Rate Increase

Recommendation:

Adopt Resolution No. 2016-0058, approving an increase to certain parking rates, beginning July 12, 2016.

Background/Justification:

This proposed Board action was discussed as part of the budget presentation at the Board Budget Workshop held on June 13, 2016. Parking rate increases are typically presented for Board approval as a separate agenda item at the same Board meeting as the budget adoption. The staff report and resolution to increase rates as approved in the budget were not included in the June 23, 2016 board meeting items and therefore are being proposed for adoption at the July 11, 2016 meeting.

During FY 2012 construction impacts significantly affected parking operations and revenue. As a result, the Finance and Ground Transportation Departments engaged Walker Parking Consultants ("Walker") to perform a parking assessment and functional design review to identify recommendations for parking rate strategies, among other things. The recommendations were intended to optimize the product portfolio, promote efficient use of the parking lots and improve gross parking revenues. Consideration of an immediate as well as subsequent periodic rate increases was identified as an important strategy. At that time, a recommendation to increase parking rates was approved by the Board in February 2012 (effective February 9, 2012). Since then, parking rates were increased again in July 2014.

This proposed July 2016 parking rate increase promotes efficient lot usage by reducing short-term lot dwell time, thereby freeing up spaces for customers dropping off and picking up passengers as well as enhancing revenue. Due to the parking plaza construction, the rates for Long-term lots will not be increased at this time to encourage long-term parkers who are unable to find space in the terminal lots to park at the Harbor Drive and Pacific Hwy (Economy) lots instead.

The Authority's plan of finance includes an assumption that parking rates will be periodically increased. This July 2016 recommended increase was included in the FY 2017 Conceptually Approved Budget last year and is included in the adopted FY 2017 Operating Budget. The associated increase in revenue is an important component of maintaining the Authority's strong debt service coverage ratio related to the Authority's General Airport Revenue Bond debt of nearly \$1 billion. Board approval is necessary to proceed with the proposed rate increase. Staff, therefore, recommends the following rate changes for approval by the Board:

Location	Increment	Current Rate	New Rate
Terminal Lots	0 to 30 minutes	\$ 2.00	\$ 2.50
	30 to 60 minutes	5.00	6.00
	1 to 1.5 hours	7.00	8.00
	1.5 to 2 hours	9.00	10.00
	2 to 2.5 hours	11.00	12.00
	2.5 to 3 hours	13.00	14.00
	3 to 3.5 hours	15.00	16.00
	3.5 to 4 hours	17.00	18.00
	4 to 4.5 hours	19.00	20.00
	4.5 to 5 hours	21.00	22.00
	5 to 7 hours	27.00	28.00
	7 to 24 hours	30.00	32.00
	Thereafter (per day)	30.00	32.00
Valet Parking	Daily Rate	38.00	40.00
Harbor Drive	Daily Rate	20.00	20.00
Pacific Hwy (Economy Lot)	Daily Rate	13.00	13.00

Fiscal Impact:

The adopted FY 2017 Budget and approved FY 2018 Conceptual Budget include the proposed parking rate increase. Budgeted FY 2017 parking revenue is \$40.6 million and budgeted FY 2018 parking revenue is \$41.0 million. Revenue projections are based on the increase becoming effective July 12, 2016. If the proposed parking rate increase is not approved, the projected impact will be an annual parking revenue shortfall of more than \$0.7 million.

Authority Strategies:

This item supports one or more of the Authority Strategies, as follows:

- Community Strategy
 Customer Strategy
 Employee Strategy
 Financial Strategy
 Operations Strategy

Environmental Review:

- A. CEQA: This Board action is not a project that will have a significant effect on the environment as defined by the California Environmental Quality Act ("CEQA"), as amended. 14 Cal. Code Regs. §15378. This Board action is not a "project" subject to CEQA. Cal. Pub. Res. Code §21065.
- B. California Coastal Act Review: This Board action is not a "development" as defined by the California Coastal Act. Cal. Pub. Res. Code §30106.

Application of Inclusionary Policies:

Not Applicable

Prepared by:

SCOTT M. BRICKNER
VICE PRESIDENT, FINANCE & ASSET MANAGEMENT/TREASURER

RESOLUTION NO. 2016-0058

A RESOLUTION OF THE BOARD OF THE
SAN DIEGO COUNTY REGIONAL AIRPORT
AUTHORITY APPROVING AN INCREASE TO
CERTAIN PARKING RATES, BEGINNING
JULY 12, 2016

WHEREAS, the San Diego County Regional Airport Authority (the "Authority") is committed to providing safe, convenient, and reasonably priced parking at San Diego International Airport; and

WHEREAS, the Authority desires to incrementally increase rates for terminal, long-term and economy lots as well as valet parking services.

NOW, THEREFORE, BE IT RESOLVED that the Board hereby approves an increase to certain parking rates effective July 12, 2016 as depicted in the following schedule; and

PUBLIC PARKING RATE SCHEDULE

Location	Increment	Current Rate	New Rate
Terminal Lots	0 to 30 minutes	\$ 2.00	\$ 2.50
	30 to 60 minutes	5.00	6.00
	1 to 1.5 hours	7.00	8.00
	1.5 to 2 hours	9.00	10.00
	2 to 2.5 hours	11.00	12.00
	2.5 to 3 hours	13.00	14.00
	3 to 3.5 hours	15.00	16.00
	3.5 to 4 hours	17.00	18.00
	4 to 4.5 hours	19.00	20.00
	4.5 to 5 hours	21.00	22.00
	5 to 7 hours	27.00	28.00
	7 to 24 hours	30.00	32.00
	Thereafter (per day)	30.00	32.00
Valet Parking	Daily Rate	38.00	40.00
Harbor Drive	Daily Rate	20.00	20.00
Pacific Hwy (Economy Lot)	Daily Rate	13.00	13.00

BE IT FURTHER RESOLVED that the Board authorizes and directs the President/CEO to take such actions as are necessary to comply with this Resolution; and

BE IT FURTHER RESOLVED the Board finds that this action is not a “project” as defined by the California Environmental Quality Act (“CEQA”) (California Public Resources Code §21065); and is not a “development” as defined by the California Coastal Act (California Public Resources Code §30106).

PASSED, ADOPTED, AND APPROVED by the Board of the San Diego County Regional Airport Authority at a special meeting this 11th day of July, 2016, by the following vote:

AYES: Board Members:

NOES: Board Members:

ABSENT: Board Members:

ATTEST:

TONY R. RUSSELL
DIRECTOR, CORPORATE &
INFORMATION GOVERNANCE /
AUTHORITY CLERK

APPROVED AS TO FORM:

AMY GONZALEZ
GENERAL COUNSEL

ITEM 2

**APPROVAL OF THE SAN DIEGO
INTERNATIONAL AIRPORT'S USE OF
AUTOMATED LICENSE PLATE
RECOGNITION (ALPR) SYSTEMS AND
THE USE OF ALPR DATA PURSUANT
TO CALIFORNIA SENATE BILL NO. 34**

**THERE ARE NO MATERIALS
FOR THIS ITEM
AT THIS TIME**

DRAFT
SAN DIEGO COUNTY REGIONAL AIRPORT AUTHORITY
SPECIAL BOARD AND
EXECUTIVE AND FINANCE COMMITTEE MEETING MINUTES
MONDAY, JUNE 13, 2016
BOARD ROOM

CALL TO ORDER: Chair Gleason called the Special Board and Executive and Finance Committee Meeting to order at 9:01 a.m., on Monday, June 13, 2016, in the Board Room of the San Diego International Airport, Administration Building, 3225 N. Harbor Drive, San Diego, CA 92101.

PLEDGE OF ALLEGIANCE: Amy Gonzalez, General Counsel, led the Pledge of Allegiance.

ROLL CALL:

Board

Present: Board Members: Boling, Desmond, Gleason, Janney, Kersey
Robinson, Sessom

Absent: Board Members: Berman (Ex-Officio), Cox, Hubbs,
Ortega (Ex-Officio), Woodworth (Ex-Officio)

Executive Committee

Present: Committee Members: Gleason, Janney, Robinson

Absent: Committee Members: None

Finance Committee

Present: Committee Members: Boling, Janney, Sessom

Absent: Committee Members: Cox

Also Present: Thella F. Bowens, President/CEO; Amy Gonzalez, General Counsel;
Linda Gehlken, Assistant Authority Clerk I; Ariel Levy-Mayer, Assistant
Authority Clerk I

NON-AGENDA PUBLIC COMMENT: None

NEW BUSINESS:

1. APPROVAL OF MINUTES:

RECOMMENDATION: Approve the minutes of the May 9, 2016 regular meeting.

ACTON: Moved by Board Member Robinson and seconded by Board Member Janney to approve staff's recommendation. Motion carried unanimously.

FINANCE COMMITTEE NEW BUSINESS:

2. REVIEW OF THE UNAUDITED FINANCIAL STATEMENTS FOR THE TEN MONTHS ENDED APRIL 30, 2016:

Scott Brickner, Vice President, Finance and Asset Management/Treasurer, and Kathy Kiefer, Senior Director, Finance and Asset Management, provided a presentation on the Unaudited Financial Statements for the Ten Months Ended April 30, 2016 which included, Enplanements, Car Rental License Fees, Food and Beverage Concessions Revenue, Retail Concessions Revenue, Total Terminal Concessions, Parking Revenue, Operating Revenues, Operating Expenses, Financial Summary, Non-operating Revenues & Expenses, and Statements of Net Position (Unaudited).

RECOMMENDATION: Accept the report.

3. REVIEW OF THE AUTHORITY'S INVESTMENT REPORT AS OF APRIL 30, 2016:

Geoff Bryant, Manager, Airport Finance, provided a presentation on the Authority's Investment Report as of April 30, 2016 which included, Total Portfolio Summary, Portfolio Composition by Security Type, Portfolio Composition by Credit Rating, Portfolio Composition by Maturity, Benchmark Comparison, Detail of Security Holdings, Portfolio Investment Transactions, Bond Proceeds Summary, and Bond Proceeds Investment Transactions.

RECOMMENDATION: Accept the report.

EXECUTIVE COMMITTEE NEW BUSINESS

4. PRE-APPROVAL OF TRAVEL REQUESTS AND APPROVAL OF BUSINESS AND TRAVEL EXPENSE REIMBURSEMENT REQUESTS FOR BOARD MEMBERS, THE PRESIDENT/CEO, THE CHIEF AUDITOR AND GENERAL COUNSEL:

Chair Gleason requested an amendment to the Travel Expense Report for Breton Lobner, noting the expenses in the Hotel category were not placed under the correct date.

RECOMMENDATION: Pre-approve travel requests and approve business and travel expense reimbursement requests.

ACTION: Moved by Board Member Robinson and seconded by Board Member Janney to approve as amended. Motion carried unanimously.

REVIEW OF FUTURE AGENDAS:

5. REVIEW OF THE DRAFT AGENDA FOR THE JUNE 23, 2016 BOARD MEETING:

Thella F. Bowens, President/CEO, provided an overview of the draft agenda for the June 23, 2016 Board Meeting.

Board Member Desmond requested that staff revise the table in the Staff Report for Item 13, "Airport Parking Management and Parking Shuttle Agreements", to reflect two separate tables, one with the proposals where there is agreement with the current operator, and one with the proposals that staff disagreed with. He also suggested that staff look at any further opportunities for agreement with Ace Parking Proposals.

Chair Gleason requested from General Counsel that Item 13, "Airport Parking Management and Parking Shuttle Agreements" and Item 14, "Transportation Network Company (TNC) Pilot Program Update", on the Draft Board agenda, be written to allow the Board to take action on these Items. He also requested that Old Business be moved to follow New Business.

6. REVIEW OF THE DRAFT AGENDA FOR THE JUNE 23, 2016 AIRPORT LAND USE COMMISSION MEETING:

Thella F. Bowens, President/CEO, provided an overview of the draft agenda for the June 23, 2016 Airport Land Use Commission Meeting.

ACTION: Moved by Board Member Robinson and seconded by Board Member Janney to approve Items 5 and 6 as amended. Motion carried unanimously.

BOARD BUSINESS:

7. APPROVE AND ADOPT A MID-YEAR ADJUSTMENT OF THE CAPITAL PROGRAM BUDGET FOR FISCAL YEARS 2016-2020 TO FUND AN INCREASE IN THE TERMINAL 2 PARKING PLAZA PROGRAM BUDGET; AND APPROVE AND AUTHORIZE THE PRESIDENT/CEO TO NEGOTIATE AND EXECUTE A FIRST AMENDMENT TO THE SWINERTON BUILDERS, INC., AGREEMENT TO ESTABLISH A MAXIMUM CONTRACT VALUE AND TO NEGOTIATE AND EXECUTE FUTURE WORK AUTHORIZATIONS AND A FUTURE GUARANTEED MAXIMUM PRICE AMENDMENT:

Bob Bolton, Director, Airport Design and Construction, Regina Brown, Manager, Small Business Development, and Geoff Bryant, Manager, Airport Finance provided a presentation on the Terminal 2 Parking Plaza Budget increase which included, Parking Plaza Justification, Previous Board Approvals, Coastal

Commission Approval, Key Project Milestones, Public Outreach, Existing Utilities, Unique Features, 2 Public Art Opportunities, Program Evolution, Scope/Cost Increases to Preliminary Budget, Scope/Cost Reductions, Validated Program Budget, Construction Cost Comparison (Benchmark), Design & Pre-Construction Local & Small Business Participation, Financial Analysis, and Parking Plaza Cost Trend.

Board Member Sessom expressed concern and questioned the safety in using the license plate identifier application. She also requested that General Counsel review the application for compliance with the Authority's Privacy Policy.

Thella F. Bowens, President/CEO, stated that safety conditions are a top priority and that safety features, such as a passcode for the application, would be implemented.

David Boenitz, Director, Ground Transportation, stated that current license plate data is collected in order to make overnight parking comparisons and that the data is not shared.

Board Member Kersey stated that there is an expectation of decreased cost for uncovered parking, such as the Laurel St. and Kettner Blvd. parking structure, and in terms of customer service, cars usually become filthy in uncovered spaces.

Chair Gleason requested a memo from staff on the groups contacted in the local and small business community, what was done, when, and the attendees of public outreach events.

Board Member Janney expressed concern regarding the technological amenities driving the \$45,000,000 increase. He questioned if the technological amenities were required to provide customer satisfaction and how the parking structure would operate without them. He also stated that the enhancements to the Naval Training Center (NTC) Lot may not be necessary with future technology, and stated his lack of support in approving the Resolution No. 2016-0046.

Board Member Boling expressed concern regarding approval of the \$127,800,000 Validated Program Budget. She stated that if cost savings are made, there would not be a need for further Board action in order to add elements that were removed, back into the project. She requested that the motion be adjusted so that the Validated Program Budget is controlled by the Board.

Ms. Bowens suggested that a prioritized list of items be provided to the Board monthly at the Executive and Finance Committee Meetings for consideration, in the event that cost savings were made and items could be placed back into the project.

Board Member Sessom expressed her support for developing a list of items to be provided to the Board, either before any cost savings are determined or during construction of the Parking Plaza.

Chair Gleason suggested Resolution No. 2016-0047 be amended to state that “future change orders that relate to the existing scope of the project using uncommitted funds within the Validated Program Budget of \$127,800,000.”

Ms. Bowens stated that for clarity, the understanding is that the \$127,800,000 budget covers the project as it has been presented today, and if in working toward a Guaranteed Maximum Price (GMP) staff is able to come in below \$127,800,000, staff would bring back a list of prioritized projects to the Board before adding them to the project.

Board Member Boling stated that it is her intent that the President/CEO would be authorized to approve change orders that fall within the existing scope of the project, but any change orders beyond the existing scope of the project should come back to the Board.

RECOMMENDATION: Adopt Resolution No. 2016-0046, approving and adopting a mid-year adjustment to the Fiscal Year 2016-2020 Capital Program Budget to fund an increase in the Terminal 2 Parking Plaza budget of \$45,720,000 for a Validated Program budget of \$127,800,000.

ACTION: Moved by Board Member Robinson and seconded by Board Member Desmond to approve staff’s recommendation. Motion carried by the following vote: YES – Boling, Desmond, Gleason, Kersey, Robinson, Sessom ; NO – Janney ; ABSENT – Cox, Hubbs; (Weighted Vote Points: YES – 68; NO – 12; ABSENT – 20)

Adopt Resolution No. 2016-0047, approving and authorizing the President/CEO to negotiate and execute: 1) a First Amendment (the “Validation Amendment”) to the Agreement with Swinerton Builders, Inc., establishing a Maximum Project Budget of \$99,800,000 and a Master Project Schedule for the design and construction of the Terminal 2 Parking Plaza; 2) Work Authorizations and a Second Amendment (“Guaranteed Maximum Price Amendment”) within the Maximum Project Budget after the issuance of the Validation Amendment in order to allow completion of 100% design and construction; and 3) future change orders using uncommitted funds within the Validated Program Budget of \$127,800,000.

ACTION: Moved by Board Member Boling and seconded by Board Member Robinson to approve staff's recommendation amending #3 of the resolution to read "future change orders that relate to the existing scope of the project using uncommitted funds within the Validated Program Budget of \$127,800,000 and that any change orders beyond the existing scope of the project is to be brought back to the Board for approval." Motion carried by the following vote: YES – Boling, Desmond, Gleason, Janney, Kersey, Robinson, Sessom; NO – None; ABSENT – Cox, Hubbs; Weighted Vote Points: YES – 80; NO – 0; ABSENT – 20)

The Board recessed at 11:02 a.m. and reconvened at 11:07 a.m.

BUDGET WORKSHOP:

8. DISCUSSION REGARDING THE SAN DIEGO COUNTY REGIONAL AIRPORT AUTHORITY FISCAL YEAR 2017 PROPOSED BUDGET AND FISCAL YEAR 2018 PROPOSED CONCEPTUAL BUDGET:

Scott Brickner, Vice President, Finance & Asset Management/Treasurer and Geoff Bryant, Manager, Airport Finance provided a presentation on the Authority's Fiscal Year 2017 Proposed Budget and Fiscal Year 2018 Proposed Conceptual Budget which included, Organizational Strategies, Organizational Initiatives, Economic, Industry and Credit Overview, Budget Objectives, Budget Process, Budget Revenue and Expense Overview, Capital Program Budget, and Plan of Finance FY2017-2021.

Board Member Kersey left the meeting at 12:19 p.m.

In response to Board Member Boling regarding how the cost for the requested increase in personnel will be offset in the budget's revenues, Mr. Brickner stated that staff could provide details prior to the Board's approval of the final budget in a memo.

Ms. Bowens stated that employee costs are spread through various cost centers and that they have different recovery percentages.

Chair Gleason stated that it would be helpful if staff provided the Board with comparison cost data of personnel over a period of time such as pre Green Build to now, and also how revenue drove the cost.

In response to Board Member Desmond regarding the Authority's policy for cash on hand contingencies, Mr. Brickner stated that the target is 500 days cash on hand and currently the Authority has around 600 days. He stated that the amount equivalent in dollars would be provided to the Board.

Chair Gleason requested that staff include information on bond covenants, Board policy, and the Authority's position in relation to it.

RECOMMENDATION: Discuss the Fiscal Year 2017 Proposed Budget and Fiscal Year 2018 Proposed Conceptual Budget.

CLOSED SESSION: None.

REPORT ON CLOSED SESSION: None.

NON-AGENDA PUBLIC COMMENT:

LISA MCGHEE, SAN DIEGO, representing Airport Parking Operators, provided a presentation on Annual Ground Transportation Fees and the Low Carbon Fuel Standard (LCFS) Conversion Program. She expressed concern that not all ground transportation modes are following the LCFS Conversion Program, and that hotels are in defiance of their airport permit.

Chair Gleason requested that Ms. Bowens provide the Board information during the June Board Meeting regarding the survey taken of ground transportation permit users preference between trip fees and permit fees, and what is the permit mode for hotels.

COMMITTEE MEMBER COMMENTS: None.

ADJOURNMENT: The meeting was adjourned at 12:35 a.m.

APPROVED BY A MOTION OF THE SAN DIEGO COUNTY REGIONAL AIRPORT AUTHORITY EXECUTIVE COMMITTEE THIS 11th DAY OF JULY, 2016.

LINDA GEHLKEN
ASSISTANT AUTHORITY CLERK I

APPROVED AS TO FORM:

AMY GONZALEZ
GENERAL COUNSEL

SAN DIEGO COUNTY REGIONAL AIRPORT AUTHORITY
Statements of Net Position
as of May 31, 2016
(Unaudited)
Revised

ASSETS

	May	
	2016	2015
Current assets:		
Cash and investments ⁽¹⁾	\$ 66,877,193	\$ 56,431,995
Tenant lease receivable, net of allowance of 2016: (\$222,630) and 2015: (\$60,384)	7,963,960	8,733,921
Grants receivable	5,824,727	7,871,137
Notes receivable-current portion	1,608,986	1,528,512
Prepaid expenses and other current assets	7,599,663	6,330,748
Total current assets	89,874,529	80,896,312
Cash designated for capital projects and other ⁽¹⁾	34,149,112	23,650,110
Restricted assets:		
Cash and investments:		
Bonds reserve ⁽¹⁾	56,867,703	54,943,134
Passenger facility charges and interest unapplied ⁽¹⁾	72,203,351	64,510,587
Customer facility charges and interest unapplied ⁽¹⁾	40,150,244	41,806,034
Commercial paper reserve ⁽¹⁾	-	-
SBD Bond Guarantee ⁽¹⁾	4,000,000	4,000,000
Bond proceeds held by trustee ⁽¹⁾	177,552,747	324,254,096
Commercial paper interest held by trustee ⁽¹⁾	-	-
Passenger facility charges receivable	4,549,082	4,028,606
Customer facility charges receivable	2,904,445	2,986,487
OCIP insurance reserve	3,609,507	4,898,381
Total restricted assets	361,837,079	501,427,325
Noncurrent assets:		
Capital assets:		
Land and land improvements	109,265,444	72,217,057
Runways, roads and parking lots	589,529,009	587,071,319
Buildings and structures	1,398,676,528	1,102,844,098
Machinery and equipment	45,367,477	14,737,320
Vehicles	14,648,331	5,556,614
Office furniture and equipment	32,416,713	32,572,926
Works of art	9,534,749	3,423,910
Construction-in-progress	152,054,765	382,523,095
	2,351,493,016	2,200,946,339
Less accumulated depreciation	(810,254,558)	(731,104,895)
Total capital assets, net	1,541,238,458	1,469,841,444
Other assets:		
Notes receivable - long-term portion	35,280,567	36,962,786
Investments-long-term portion ⁽¹⁾	139,307,213	96,831,446
Net pension asset	-	6,367,657
Security deposit	349,943	500,367
Total other assets	174,937,723	140,662,256
Deferred outflows of resources:		
Deferred pension contributions	5,897,441	-
Total assets and deferred outflows of resources	\$ 2,207,934,342	\$ 2,216,477,447

⁽¹⁾ Total cash and investments, \$591,107,564 for 2016 and \$666,427,402 for 2015

SAN DIEGO COUNTY REGIONAL AIRPORT AUTHORITY
Statements of Net Position
as of May 31, 2016
(Unaudited)
Revised

LIABILITIES AND NET POSITION

	May	
	2016	2015
Current liabilities:		
Accounts payable and accrued liabilities	\$ 46,195,429	\$ 64,906,405
Deposits and other current liabilities	7,575,735	7,681,054
Total current liabilities	53,771,164	72,587,459
Current liabilities - payable from restricted assets:		
Current portion of long-term debt	11,090,000	10,695,000
Accrued interest on bonds and variable debt	27,461,505	27,603,519
Total liabilities payable from restricted assets	38,551,505	38,298,519
Long-term liabilities:		
Variable debt	38,705,000	44,884,000
Other long-term liabilities	5,523,256	14,313,482
Long term debt - bonds net of amortized premium	1,292,106,253	1,307,445,360
Total long-term liabilities	1,336,334,509	1,366,642,842
Total liabilities	1,428,657,178	1,477,528,820
Deferred inflows of resources:		
Deferred pension investment gains	8,167,978	-
Total liabilities and deferred inflows of resources	\$ 1,436,825,156	\$ 1,477,528,820
Net Position:		
Invested in capital assets, net of related debt	369,088,830	430,395,057
Other restricted	183,755,511	176,757,901
Unrestricted:		
Designated	34,149,112	29,189,822
Undesignated	184,115,733	102,605,847
Total Net Position	\$ 771,109,186	\$ 738,948,627

SAN DIEGO COUNTY REGIONAL AIRPORT AUTHORITY
Statements of Revenues, Expenses, and Changes in Net Position
For the Month Ended May 31, 2016
(Unaudited)
Revised

	Budget	Actual	Variance Favorable (Unfavorable)	% Change	Prior Year
Operating revenues:					
Aviation revenue:					
Landing fees	\$ 2,151,895	\$ 2,232,791	\$ 80,896	4%	\$ 299,458
Aircraft parking Fees	239,608	226,046	(13,562)	(6)%	217,616
Building rentals	4,439,931	4,487,944	48,013	1%	4,234,973
Security surcharge	2,307,068	2,304,985	(2,083)	(0)%	2,210,825
CUPPS Support Charges	100,544	100,545	1	0%	93,750
Other aviation revenue	132,317	138,308	5,991	5%	131,753
Terminal rent non-airline	119,291	110,440	(8,851)	(7)%	109,582
Terminal concessions	1,857,126	2,205,971	348,845	19%	1,975,925
Rental car license fees	1,982,703	2,176,487	193,784	10%	2,140,096
Rental car center cost recovery	173,056	147,654	(25,402)	-	-
License fees other	357,210	353,749	(3,461)	(1)%	323,650
Parking revenue	3,361,384	3,817,691	456,307	14%	3,583,336
Ground transportation permits and citations	320,981	414,864	93,883	29%	210,175
Ground rentals	1,478,513	1,535,662	57,149	4%	996,439
Grant reimbursements	24,800	24,800	-	0%	24,800
Other operating revenue	39,441	94,623	55,182	140%	28,670
Total operating revenues	19,085,868	20,372,560	1,286,692	7%	16,581,048
Operating expenses:					
Salaries and benefits	3,522,389	3,307,102	215,287	6%	3,478,246
Contractual services	3,446,176	3,955,812	(509,636)	(15)%	2,962,826
Safety and security	1,998,762	3,479,374	(1,480,612)	(74)%	1,353,547
Space rental	869,045	867,915	1,130	0%	867,423
Utilities	1,326,047	1,010,614	315,433	24%	387,899
Maintenance	1,314,973	2,051,139	(736,166)	(56)%	1,449,994
Equipment and systems	61,596	42,220	19,376	31%	1,581,672
Materials and supplies	33,491	48,152	(14,661)	(44)%	42,573
Insurance	110,207	78,592	31,615	29%	88,586
Employee development and support	85,944	106,739	(20,795)	(24)%	116,542
Business development	225,796	198,689	27,107	12%	102,482
Equipment rentals and repairs	326,668	126,468	200,200	61%	79,921
Total operating expenses	13,321,094	15,272,816	(1,951,722)	(15)%	12,511,711
Depreciation	8,252,088	8,252,088	-	-	6,701,204
Operating income (loss)	(2,487,314)	(3,152,344)	(665,030)	(27)%	(2,631,867)
Nonoperating revenue (expenses):					
Passenger facility charges	3,734,462	3,948,920	214,458	6%	3,964,757
Customer facility charges (Rental Car Center)	2,735,306	2,706,621	(28,685)	(1)%	2,679,497
Quieter Home Program	(131,979)	(1,203,537)	(1,071,558)	(812)%	(394,700)
Interest income	364,234	556,192	191,958	53%	482,567
BAB interest rebate	385,935	385,851	(84)	-	385,851
Interest expense	(5,616,098)	(4,333,990)	1,282,108	23%	(4,676,706)
Bond amortization cost	350,836	350,836	-	0%	358,158
Other nonoperating income (expenses)	(833)	(3,879,759)	(3,878,926)	-	24,018
Nonoperating revenue, net	1,821,863	(1,468,866)	(3,290,729)	(181)%	2,823,442
Change in net position before capital grant contribution	(665,451)	(4,621,210)	(3,955,759)	594%	191,575
Capital grant contributions	22,500	189,188	166,688	741%	2,087,232
Change in net position	\$ (642,951)	\$ (4,432,022)	\$ (3,789,071)	(589)%	\$ 2,278,807

SAN DIEGO COUNTY REGIONAL AIRPORT AUTHORITY
Statements of Revenues, Expenses, and Changes in Net Position
For the Eleven Months Ended May 31, 2016 and 2015
(Unaudited)
Revised

	Budget	Actual	Variance Favorable (Unfavorable)	%	Prior Year
Operating revenues:					
Aviation revenue:					
Landing fees	\$ 22,424,872	\$ 23,030,670	\$ 605,798	3%	\$ 19,924,784
Aircraft parking fees	2,635,694	2,475,173	(160,521)	(6)%	2,489,533
Building rentals	48,784,143	48,785,259	1,116	0%	46,632,819
Security surcharge	25,377,742	24,568,946	(808,796)	(3)%	24,319,099
CUPPS Support Charges	1,105,983	1,105,995	12	0%	1,033,030
Other aviation revenue	1,452,487	1,471,484	18,997	1%	1,453,097
Terminal rent non-airline	1,309,404	921,450	(387,954)	(30)%	1,135,654
Terminal concessions	19,407,724	21,845,977	2,438,253	13%	19,694,201
Rental car license fees	23,127,644	24,216,629	1,088,985	5%	23,712,058
Rental car center cost recovery	346,113	642,995	296,882	-	-
License fees other	4,135,802	3,999,010	(136,792)	(3)%	3,966,715
Parking revenue	35,159,832	39,230,775	4,070,943	12%	35,754,286
Ground transportation permits and citations	3,849,426	4,761,079	911,653	24%	2,848,393
Ground rentals	12,319,671	13,658,541	1,338,870	11%	10,563,236
Grant reimbursements	268,000	268,730	730	0%	267,930
Other operating revenue	433,861	800,226	366,365	84%	631,698
Total operating revenues	202,138,398	211,782,939	9,644,541	5%	194,426,533
Operating expenses:					
Salaries and benefits	40,934,120	38,551,131	2,382,989	6%	42,397,341
Contractual services	34,899,238	34,564,837	334,401	1%	29,135,104
Safety and security	23,371,807	24,694,555	(1,322,748)	(6)%	21,774,833
Space rental	9,559,469	9,498,783	60,686	1%	9,562,086
Utilities	11,726,803	10,457,138	1,269,665	11%	9,032,856
Maintenance	13,423,085	13,981,623	(558,538)	(4)%	13,184,884
Equipment and systems	525,489	460,913	64,576	12%	1,764,416
Materials and supplies	381,973	449,305	(67,332)	(18)%	394,648
Insurance	1,212,270	870,898	341,372	28%	971,491
Employee development and support	1,217,274	1,077,850	139,424	11%	924,317
Business development	2,585,383	2,065,608	519,775	20%	2,207,292
Equipment rentals and repairs	3,531,738	2,724,395	807,343	23%	2,716,356
Total operating expenses	143,368,649	139,397,036	3,971,613	3%	134,065,624
Depreciation	79,074,534	79,074,534	-	0%	74,269,697
Operating income (loss)	(20,304,785)	(6,688,631)	13,616,154		(13,908,788)
Nonoperating revenue (expenses):					
Passenger facility charges	35,640,290	36,793,497	1,153,207	3%	34,932,231
Customer facility charges (Rental Car Center)	30,291,757	30,378,391	86,634	0%	29,154,293
Quieter Home Program	(2,872,248)	(4,760,854)	(1,888,606)	(66)%	(2,790,354)
Interest income	4,372,829	5,444,464	1,071,635	25%	5,335,240
BAB interest rebate	4,245,284	4,257,355	12,071	0%	4,244,866
Interest expense	(53,640,126)	(52,702,278)	937,848	2%	(56,207,631)
Bond amortization	3,893,037	3,893,037	-	0%	3,972,231
Other nonoperating income (expenses)	(9,167)	1,124,950	1,134,117	-	1,218,456
Nonoperating revenue, net	21,921,656	24,428,562	2,506,906	11%	19,859,332
Change in net position before capital grant contributions	1,616,871	17,739,931	16,123,060	997%	5,950,544
Capital grant contributions	11,543,353	10,624,503	(918,850)	(8)%	5,981,656
Change in net position	\$ 13,160,224	\$ 28,364,434	\$ 15,204,210	116%	\$ 11,932,200



San Diego County Regional Airport Authority
Authority Detail Income Statement - Supplemental Schedule
 For the eleven months ended May 31, 2016
 (Unaudited)

Print Date: 6/15/2016
 Print Time: 9:46:21AM
 Report ID: GL0012

	Month to Date					Year to Date				
	Budget	Actual	Variance Favorable (Unfavorable)	Variance Percent	Prior Year Actual	Budget	Actual	Variance Favorable (Unfavorable)	Variance Percent	Prior Year Actual
Landing Fees										
41112 - Landing Fees - Signatory	\$2,151,895	\$2,232,791	\$80,896	4	\$311,793	\$22,605,040	\$23,147,313	\$542,273	2	\$20,200,975
41113 - Landing Fee Rebate	0	0	0	0	(12,335)	(180,168)	(116,643)	63,525	35	(276,191)
Total Landing Fees	2,151,895	2,232,791	80,896	4	299,458	22,424,872	23,030,669	605,797	3	19,924,784
Aircraft Parking Fees										
41150 - Terminal Aircraft Parking	203,441	194,400	(9,042)	(4)	195,855	2,237,853	2,138,395	(99,458)	(4)	2,110,880
41155 - Remote Aircraft Parking	36,167	31,646	(4,521)	(12)	21,762	397,841	336,778	(61,063)	(15)	378,653
Total Aircraft Parking Fees	239,609	226,046	(13,563)	(6)	217,617	2,635,694	2,475,173	(160,521)	(6)	2,489,533
Building and Other Rents										
41210 - Terminal Rent	4,373,048	4,425,023	51,975	1	4,175,715	48,116,201	48,113,438	(2,763)	0	45,981,321
41215 - Federal Inspection Services	66,882	62,921	(3,961)	(6)	59,256	667,942	671,821	3,879	1	651,498
Total Building and Other Rents	4,439,931	4,487,944	48,013	1	4,234,971	48,784,143	48,785,259	1,117	0	46,632,819
Security Surcharge										
41310 - Airside Security Charges	563,217	561,643	(1,574)	0	548,031	6,195,383	5,998,788	(196,595)	(3)	6,028,365
41320 - Terminal Security Charge	1,743,851	1,743,342	(509)	0	1,662,794	19,182,359	18,570,158	(612,201)	(3)	18,290,734
Total Security Surcharge	2,307,068	2,304,985	(2,083)	0	2,210,825	25,377,743	24,568,946	(808,796)	(3)	24,319,099
CUPPS Support Charges										
41400 - CUPPS Support Charges	100,544	100,545	1	0	93,750	1,105,983	1,105,995	11	0	1,033,030
Total CUPPS Support Charges	100,544	100,545	1	0	93,750	1,105,983	1,105,995	11	0	1,033,030
Other Aviation Revenue										
43100 - Fuel Franchise Fees	13,366	19,357	5,991	45	12,802	144,026	163,023	18,997	13	144,636
43105 - New Capital Recovery	118,951	118,951	0	0	118,951	1,308,461	1,308,461	0	0	1,308,461
Total Other Aviation Revenue	132,317	138,308	5,991	5	131,753	1,452,487	1,471,484	18,997	1	1,453,097
Non-Airline Terminal Rents										
45010 - Terminal Rent - Non-Airline	119,291	110,440	(8,851)	(7)	109,582	1,309,404	921,450	(387,954)	(30)	1,135,654
Total Non-Airline Terminal Rents	119,291	110,440	(8,851)	(7)	109,582	1,309,404	921,450	(387,954)	(30)	1,135,654

San Diego County Regional Airport Authority
Authority Detail Income Statement - Supplemental Schedule
For the eleven months ended May 31, 2016
(Unaudited)

Print Date: 6/15/2016
Print Time: 9:46:21AM
Report ID: GL0012

	Month to Date					Year to Date				
	Budget	Actual	Variance Favorable (Unfavorable)	Variance Percent	Prior Year Actual	Budget	Actual	Variance Favorable (Unfavorable)	Variance Percent	Prior Year Actual
Concession Revenue										
45111 - Term Concessions-Food & Bev	\$765,409	\$980,656	\$215,246	28	\$845,875	\$7,814,469	\$9,429,408	\$1,614,939	21	\$7,858,210
45112 - Terminal Concessions - Retail	527,050	578,917	51,867	10	534,226	5,386,282	5,763,472	377,190	7	5,327,547
45113 - Term Concessions - Other	224,252	308,491	84,239	38	257,558	2,498,224	3,042,495	544,271	22	2,929,004
45114 - Term Concessions Space Rents	77,721	71,170	(6,551)	(8)	72,917	854,934	783,824	(71,110)	(8)	847,265
45115 - Term Concessions Cost Recovery	92,419	91,047	(1,372)	(1)	95,512	1,016,605	950,158	(66,448)	(7)	899,691
45116 - Rec Distr Center Cost Recovery	125,102	123,889	(1,213)	(1)	123,576	1,376,125	1,362,221	(13,904)	(1)	1,368,778
45117 - Concessions Marketing Program	45,173	51,801	6,628	15	46,261	461,085	514,399	53,314	12	463,706
45120 - Rental car license fees	1,982,703	2,176,487	193,784	10	2,140,096	23,127,644	24,216,629	1,088,985	5	23,712,058
45121 - Rental Car Center Cost Recover	173,056	147,654	(25,402)	(15)	0	346,113	642,995	296,882	86	0
45130 - License Fees - Other	357,210	353,749	(3,460)	(1)	323,650	4,135,802	3,999,010	(136,793)	(3)	3,966,715
Total Concession Revenue	4,370,096	4,883,862	513,767	12	4,439,672	47,017,284	50,704,610	3,687,327	8	47,372,974
Parking and Ground Transportat										
45210 - Parking	3,361,384	3,817,691	456,307	14	3,583,336	35,159,832	39,230,775	4,070,943	12	35,754,286
45220 - AVI fees	305,576	387,823	82,247	27	160,390	3,118,154	3,582,567	464,413	15	1,637,114
45240 - Ground Transportation Pe	8,827	6,721	(2,106)	(24)	28,208	655,602	966,461	310,859	47	1,081,573
45250 - Citations	6,578	20,320	13,743	209	21,577	75,670	212,051	136,381	180	129,706
Total Parking and Ground Transportat	3,682,365	4,232,555	550,191	15	3,793,512	39,009,258	43,991,855	4,982,597	13	38,602,680
Ground Rentals										
45310 - Ground Rental - Fixed	1,478,513	1,535,663	57,151	4	986,999	12,319,671	13,635,967	1,316,296	11	10,524,902
45320 - Ground Rental - Percenta	0	0	0	0	9,440	0	22,574	22,574	0	38,334
Total Ground Rentals	1,478,513	1,535,663	57,151	4	996,439	12,319,671	13,658,540	1,338,869	11	10,563,235
Grant Reimbursements										
45410 - TSA Reimbursements	24,800	24,800	0	0	24,800	268,000	268,730	730	0	267,930
Total Grant Reimbursements	24,800	24,800	0	0	24,800	268,000	268,730	730	0	267,930

San Diego County Regional Airport Authority
Authority Detail Income Statement - Supplemental Schedule
For the eleven months ended May 31, 2016
(Unaudited)

Print Date: 6/15/2016
Print Time: 9:46:21AM
Report ID: GL0012

	Month to Date					Year to Date				
	Budget	Actual	Variance Favorable (Unfavorable)	Variance Percent	Prior Year Actual	Budget	Actual	Variance Favorable (Unfavorable)	Variance Percent	Prior Year Actual
Other Operating Revenue										
45510 - Finger Printing Fee	\$7,574	\$17,429	\$9,855	130	\$10,329	\$83,312	\$186,813	\$103,501	124	\$86,820
45520 - Utilities Reimbursements	18,476	19,427	950	5	18,416	203,241	222,631	19,389	10	165,279
45530 - Miscellaneous Other Reve	5,417	35,172	29,755	549	1,773	59,583	144,723	85,140	143	142,107
45540 - Service Charges	6,250	3,370	(2,880)	(46)	(11,528)	68,750	85,629	16,879	25	186,360
45570 - FBO Landing Fees	1,725	18,064	16,339	947	7,680	18,975	149,790	130,815	689	29,132
45580 - Equipment Rental	0	1,160	1,160	0	2,000	0	10,640	10,640	0	22,000
Total Other Operating Revenue	39,442	94,622	55,180	140	28,670	433,862	800,225	366,363	84	631,699
Total Operating Revenue	19,085,868	20,372,562	1,286,694	7	16,581,047	202,138,400	211,782,937	9,644,537	5	194,426,536
Personnel Expenses										
Salaries										
51110 - Salaries & Wages	2,588,117	2,232,926	355,191	14	1,994,288	30,576,900	25,319,088	5,257,812	17	23,581,979
51210 - Paid Time Off	0	166,221	(166,221)	0	211,862	0	2,381,048	(2,381,048)	0	2,312,202
51220 - Holiday Pay	0	43	(43)	0	51,472	0	723,671	(723,671)	0	710,532
51240 - Other Leave With Pay	0	6,168	(6,168)	0	5,203	0	103,289	(103,289)	0	90,201
51250 - Special Pay	0	65,685	(65,685)	0	38,385	0	724,295	(724,295)	0	717,437
Total Salaries	2,588,117	2,471,042	117,075	5	2,301,210	30,576,900	29,251,391	1,325,509	4	27,412,351
52110 - Overtime	56,959	57,948	(990)	(2)	54,859	642,541	634,398	8,143	1	788,603

San Diego County Regional Airport Authority
Authority Detail Income Statement - Supplemental Schedule
For the eleven months ended May 31, 2016
(Unaudited)

Print Date: 6/15/2016
Print Time: 9:46:21AM
Report ID: GL0012

	Month to Date					Year to Date				
	Budget	Actual	Variance Favorable (Unfavorable)	Variance Percent	Prior Year Actual	Budget	Actual	Variance Favorable (Unfavorable)	Variance Percent	Prior Year Actual
Benefits										
54110 - FICA Tax	\$199,860	\$184,723	\$15,137	8	\$172,765	\$2,273,746	\$2,117,910	\$155,836	7	\$2,014,848
54120 - Unemployment Insurance-S	0	0	0	0	0	0	55,070	(55,070)	0	29,822
54130 - Workers Compensation Ins	24,883	14,266	10,617	43	16,550	294,869	117,467	177,402	60	200,579
54135 - Workers Comp Incident Expense	0	0	0	0	11,593	0	33,868	(33,868)	0	39,499
54210 - Medical Insurance	383,268	329,733	53,534	14	312,813	4,126,796	3,655,797	470,999	11	3,571,017
54220 - Dental Insurance	28,877	25,990	2,886	10	24,913	306,645	283,105	23,539	8	270,005
54230 - Vision Insurance	3,386	3,172	214	6	3,012	37,242	34,780	2,462	7	32,868
54240 - Life Insurance	8,455	7,772	684	8	7,514	93,009	85,457	7,552	8	87,384
54250 - Short Term Disability	9,158	9,726	(568)	(6)	9,039	100,736	106,106	(5,370)	(5)	99,088
54310 - Retirement	473,006	491,729	(18,724)	(4)	457,952	5,609,542	5,248,086	361,456	6	5,785,133
54312 - GABS 68 -Non-funded Retirement	0	0	0	0	304,763	0	0	0	0	4,995,632
54315 - Retiree	210,957	100,200	110,757	53	209,150	2,320,532	1,967,150	353,382	15	2,294,700
54320 - Amortization of Retireme	45,975	0	45,975	100	50,192	544,806	0	544,806	100	552,117
54410 - Taxable Benefits	0	0	0	0	0	0	19,562	(19,562)	0	17,674
54430 - Accrued Vacation	0	42,168	(42,168)	0	32,462	0	165,640	(165,640)	0	51,646
Total Benefits	1,387,824	1,209,480	178,345	13	1,612,720	15,707,922	13,889,998	1,817,924	12	20,042,011
Cap Labor/Burden/OH Recharge										
54510 - Capitalized Labor Recha	(458,500)	(79,231)	(379,270)	(83)	(117,218)	(5,381,117)	(924,402)	(4,456,715)	(83)	(1,655,901)
54515 - Capitalized Burden Rech	0	(31,929)	31,929	0	(47,619)	0	(354,682)	354,682	0	(654,537)
Total Cap Labor/Burden/OH Recharge	(458,500)	(111,160)	(347,341)	(76)	(164,837)	(5,381,117)	(1,279,085)	(4,102,033)	(76)	(2,310,438)
QHP Labor/Burden/OH Recharge										
54520 - QHP Labor Recharge	(52,010)	(28,122)	(23,888)	(46)	(28,222)	(612,127)	(324,155)	(287,972)	(47)	(344,828)
54525 - QHP Burden Recharge	0	(12,077)	12,077	0	(13,117)	0	(138,217)	138,217	0	(152,819)
54526 - QHP OH Contra Acct	0	(10,636)	10,636	0	(18,984)	0	(201,577)	201,577	0	(228,847)
Total QHP Labor/Burden/OH Recharge	(52,010)	(50,836)	(1,175)	(2)	(60,323)	(612,127)	(663,948)	51,821	8	(726,495)
MM&JS Labor/Burden/OH Recharge										
54530 - MM & JS Labor Recharge	0	0	0	0	(118)	0	(1,488)	1,488	0	2
54531 - Joint Studies - Labor	0	0	0	0	118	0	2,092	(2,092)	0	189
54535 - MM & JS Burden Recharge	0	0	0	0	(26)	0	(500)	500	0	(71)
54536 - Maintenance-Burden	0	0	0	0	26	0	500	(500)	0	3
54599 - OH Contra	0	(269,374)	269,374	0	(265,384)	0	(3,282,227)	3,282,227	0	(2,808,816)
Total MM&JS Labor/Burden/OH Recharge	0	(269,374)	269,374	0	(265,384)	0	(3,281,623)	3,281,623	0	(2,808,693)

San Diego County Regional Airport Authority
Authority Detail Income Statement - Supplemental Schedule

For the eleven months ended May 31, 2016

(Unaudited)

Print Date: 6/15/2016
 Print Time: 9:46:21AM
 Report ID: GL0012

	Month to Date					Year to Date				
	Budget	Actual	Variance Favorable (Unfavorable)	Variance Percent	Prior Year Actual	Budget	Actual	Variance Favorable (Unfavorable)	Variance Percent	Prior Year Actual
Total Personnel Expenses	3,522,389	3,307,101	215,289	6	3,478,246	40,934,118	38,551,132	2,382,986	6	42,397,339
Non-Personnel Expenses										
Contract Services										
61100 - Temporary Staffing	\$9,903	\$48,990	\$(39,087)	(395)	\$42,798	\$107,779	\$362,278	\$(254,499)	(236)	\$463,047
61110 - Auditing Services	20,000	0	20,000	100	30,000	145,000	177,500	(32,500)	(22)	155,000
61120 - Legal Services	97,917	9,720	88,197	90	23,365	1,077,083	113,571	963,512	89	266,291
61130 - Services - Professional	1,032,777	1,225,890	(193,113)	(19)	1,051,707	10,018,852	11,157,987	(1,139,135)	(11)	8,547,687
61150 - Outside Svs - Other	303,652	276,505	27,147	9	321,294	3,384,658	2,989,712	394,946	12	2,615,297
61160 - Services - Custodial	2,105,961	2,401,079	(295,118)	(14)	1,597,709	20,689,652	20,354,575	335,077	2	17,176,623
61190 - Receiving & Dist Cntr Services	131,179	129,931	1,248	1	130,100	1,442,969	1,433,886	9,083	1	1,421,003
61990 - OH Contra	0	(136,302)	136,302	0	(234,146)	0	(2,024,672)	2,024,672	0	(1,509,844)
61998 - Capital Proj OH Alloc Co	(255,213)	0	(255,213)	(100)	0	(1,966,755)	0	(1,966,755)	(100)	0
Total Contract Services	3,446,176	3,955,814	(509,638)	(15)	2,962,827	34,899,239	34,564,838	334,401	1	29,135,105
Safety and Security										
61170 - Services - Fire, Police,	476,135	470,063	6,072	1	14,357	5,237,481	5,443,516	(206,035)	(4)	4,496,948
61180 - Services - SDUPD-Harbor	1,293,461	2,754,561	(1,461,101)	(113)	1,108,814	15,613,500	16,508,906	(895,406)	(6)	14,809,545
61185 - Guard Services	229,166	254,749	(25,583)	(11)	230,377	2,520,826	2,742,133	(221,307)	(9)	2,468,340
Total Safety and Security	1,998,762	3,479,374	(1,480,612)	(74)	1,353,548	23,371,807	24,694,555	(1,322,748)	(6)	21,774,833
Space Rental										
62100 - Rent	869,045	867,915	1,130	0	867,423	9,559,469	9,498,783	60,686	1	9,562,086
Total Space Rental	869,045	867,915	1,130	0	867,423	9,559,469	9,498,783	60,686	1	9,562,086
Utilities										
63100 - Telephone & Other Commun	35,271	39,776	(4,505)	(13)	34,460	390,020	360,137	29,883	8	362,928
63110 - Utilities - Gas & Electr	1,203,226	904,444	298,782	25	274,219	10,465,693	9,198,047	1,267,646	12	7,880,661
63120 - Utilities - Water	87,550	68,311	19,239	22	79,220	871,090	904,582	(33,492)	(4)	789,267
63190 - OH Contra	0	(1,916)	1,916	0	0	0	(5,628)	5,628	0	0
Total Utilities	1,326,048	1,010,615	315,433	24	387,898	11,726,804	10,457,138	1,269,665	11	9,032,855

San Diego County Regional Airport Authority
Authority Detail Income Statement - Supplemental Schedule
For the eleven months ended May 31, 2016
(Unaudited)

Print Date: 6/15/2016
Print Time: 9:46:21AM
Report ID: GL0012

	Month to Date					Year to Date				
	Budget	Actual	Variance Favorable (Unfavorable)	Variance Percent	Prior Year Actual	Budget	Actual	Variance Favorable (Unfavorable)	Variance Percent	Prior Year Actual
Maintenance										
64100 - Facilities Supplies	\$84,109	\$71,062	\$13,047	16	\$84,015	\$929,468	\$847,633	\$81,835	9	\$725,574
64110 - Maintenance - Annual R	1,036,864	982,642	54,222	5	1,174,098	10,458,617	10,157,648	300,969	3	10,250,107
64122 - Contractor Labor	0	0	0	0	0	0	0	0	0	81
64123 - Contractor Burden	0	0	0	0	0	0	0	0	0	102
64124 - Maintenance-Overhead	0	30	(30)	0	101	0	102	(102)	0	880
64125 - Major Maintenance - Mat	141,000	245,907	(104,907)	(74)	103,226	1,480,000	1,503,569	(23,569)	(2)	1,772,771
64127 - Contract Overhead (co	0	0	0	0	0	0	394	(394)	0	91
64140 - Refuse & Hazardous Waste	53,000	751,499	(698,499)	(1,318)	88,554	555,000	1,472,277	(917,277)	(165)	435,278
Total Maintenance	1,314,973	2,051,139	(736,167)	(56)	1,449,995	13,423,085	13,981,624	(558,539)	(4)	13,184,884
Equipment and Systems										
65100 - Equipment & Systems	64,529	43,158	21,371	33	1,582,194	558,219	463,504	94,714	17	1,766,213
65101 - OH Contra	(2,933)	(938)	(1,995)	(68)	(522)	(32,730)	(2,591)	(30,139)	(92)	(1,797)
Total Equipment and Systems	61,596	42,221	19,376	31	1,581,672	525,489	460,913	64,576	12	1,764,417
Materials and Supplies										
65110 - Office & Operating Suppl	29,972	35,363	(5,391)	(18)	24,989	324,591	355,813	(31,222)	(10)	379,836
65120 - Safety Equipment & Suppl	6,093	14,324	(8,231)	(135)	24,625	82,157	105,527	(23,369)	(28)	64,959
65130 - Tools - Small	1,250	1,321	(71)	(6)	1,744	14,750	12,291	2,459	17	12,649
65199 - OH Contra	(3,825)	(2,856)	(969)	(25)	(8,784)	(39,525)	(24,326)	(15,199)	(38)	(62,796)
Total Materials and Supplies	33,489	48,152	(14,663)	(44)	42,574	381,973	449,304	(67,331)	(18)	394,648
Insurance										
67170 - Insurance - Property	67,268	37,184	30,084	45	50,525	739,946	409,023	330,923	45	555,770
67171 - Insurance - Liability	17,254	17,254	0	0	17,254	189,790	189,790	0	0	186,833
67172 - Insurance - Public Offic	12,680	11,771	910	7	11,424	139,483	130,427	9,055	6	125,660
67173 - Insurance Miscellaneous	13,005	12,384	620	5	9,384	143,051	141,658	1,394	1	103,228
Total Insurance	110,206	78,593	31,614	29	88,586	1,212,271	870,898	341,372	28	971,492

San Diego County Regional Airport Authority
Authority Detail Income Statement - Supplemental Schedule

For the eleven months ended May 31, 2016

(Unaudited)

Print Date: 6/15/2016
 Print Time: 9:46:21AM
 Report ID: GL0012

	Month to Date					Year to Date				
	Budget	Actual	Variance Favorable (Unfavorable)	Variance Percent	Prior Year Actual	Budget	Actual	Variance Favorable (Unfavorable)	Variance Percent	Prior Year Actual
Employee Development and Suppo										
66120 - Awards - Service	\$7,550	\$3,201	\$4,349	58	\$2,246	\$76,700	\$26,292	\$50,408	66	\$10,089
66130 - Book & Periodicals	5,853	8,777	(2,924)	(50)	2,252	71,159	54,212	16,946	24	48,984
66220 - Permits/Certificates/Lic	2,008	3,214	(1,206)	(60)	3,904	143,889	121,111	22,778	16	157,497
66260 - Recruiting	1,583	2,598	(1,015)	(64)	320	18,167	20,936	(2,770)	(15)	8,048
66280 - Seminars & Training	28,171	51,768	(23,597)	(84)	22,890	411,032	400,550	10,483	3	281,937
66290 - Transportation	12,409	11,608	801	6	12,342	147,608	130,041	17,567	12	141,334
66299 - OH Contra	(5,249)	(2,822)	(2,427)	(46)	(2,318)	(40,118)	(35,365)	(4,753)	(12)	(23,346)
66305 - Travel-Employee Developm	18,560	13,665	4,895	26	56,319	237,845	249,910	(12,065)	(5)	204,291
66310 - Tuition	7,500	8,050	(550)	(7)	11,868	62,500	45,431	17,069	27	46,621
66320 - Uniforms	7,558	6,679	879	12	6,719	88,492	64,732	23,760	27	48,862
Total Employee Development and Suppo	85,943	106,738	(20,795)	(24)	116,542	1,217,274	1,077,851	139,423	11	924,315
Business Development										
66100 - Advertising	76,411	41,241	35,171	46	51,713	814,433	301,142	513,290	63	519,765
66110 - Allowance for Bad Debts	2,100	0	2,100	100	0	22,900	164,942	(142,042)	(620)	11,486
66200 - Memberships & Dues	24,463	34,422	(9,959)	(41)	14,957	403,650	328,155	75,495	19	368,009
66230 - Postage & Shipping	4,495	962	3,532	79	478	41,054	17,053	24,001	58	17,658
66240 - Promotional Activities	54,796	52,110	2,686	5	35,787	568,559	569,970	(1,410)	0	675,493
66250 - Promotional Materials	47,114	60,219	(13,105)	(28)	(19,226)	567,537	515,940	51,596	9	476,316
66300 - Travel-Business Developm	16,417	9,734	6,683	41	18,773	167,250	168,406	(1,156)	(1)	138,565
Total Business Development	225,795	198,688	27,107	12	102,482	2,585,383	2,065,609	519,774	20	2,207,292
Equipment Rentals and Repairs										
66140 - Computer Licenses & Agre	39,716	5,301	34,415	87	42,312	295,576	188,932	106,644	36	454,289
66150 - Equipment Rental/Leasing	24,113	16,795	7,318	30	2,683	265,461	247,520	17,941	7	313,833
66160 - Tenant Improvements	95,000	(22,854)	117,854	124	(7,020)	958,000	555,837	402,163	42	757,238
66270 - Repairs - Office Equipme	200,564	137,591	62,973	31	72,721	2,229,025	1,865,091	363,934	16	1,462,017
66279 - OH Contra	(32,725)	(10,365)	(22,360)	(68)	(30,775)	(216,324)	(132,985)	(83,339)	(39)	(271,021)
Total Equipment Rentals and Repairs	326,668	126,467	200,200	61	79,921	3,531,738	2,724,394	807,344	23	2,716,356
Total Non-Personnel Expenses	9,798,700	11,965,715	(2,167,015)	(22)	9,033,468	102,434,530	100,845,908	1,588,623	2	91,668,283
Total Departmental Expenses before	13,321,090	15,272,816	(1,951,727)	(15)	12,511,714	143,368,649	139,397,040	3,971,608	3	134,065,622

San Diego County Regional Airport Authority
Authority Detail Income Statement - Supplemental Schedule
For the eleven months ended May 31, 2016
(Unaudited)

Print Date: 6/15/2016
Print Time: 9:46:21AM
Report ID: GL0012

	Month to Date					Year to Date				
	Budget	Actual	Variance Favorable (Unfavorable)	Variance Percent	Prior Year Actual	Budget	Actual	Variance Favorable (Unfavorable)	Variance Percent	Prior Year Actual
Depreciation and Amortization										
69110 - Depreciation Expense	\$8,252,088	\$8,252,088	\$0	0	\$6,701,204	\$79,074,534	\$79,074,534	\$0	0	\$74,269,697
Total Depreciation and Amortization	8,252,088	8,252,088	0	0	6,701,204	79,074,534	79,074,534	0	0	74,269,697
Non-Operating Revenue/(Expense)										
Passenger Facility Charges										
71110 - Passenger Facility Chrg	3,734,462	3,948,920	214,459	6	3,964,757	35,640,290	36,793,497	1,153,207	3	34,932,231
Total Passenger Facility Charges	3,734,462	3,948,920	214,459	6	3,964,757	35,640,290	36,793,497	1,153,207	3	34,932,231
Customer Facility Charges										
71120 - Customer facility charges (Con	2,735,306	2,706,621	(28,685)	(1)	2,679,497	30,291,757	30,378,391	86,634	0	29,154,293
Total Customer Facility Charges	2,735,306	2,706,621	(28,685)	(1)	2,679,497	30,291,757	30,378,391	86,634	0	29,154,293
Quieter Home Program										
71212 - Quieter Home - Labor	0	(28,122)	(28,122)	0	(28,222)	0	(324,155)	(324,155)	0	(344,828)
71213 - Quieter Home - Burden	0	(12,077)	(12,077)	0	(13,117)	0	(138,217)	(138,217)	0	(152,819)
71214 - Quieter Home - Overhead	0	(10,636)	(10,636)	0	(18,984)	0	(201,577)	(201,577)	0	(228,847)
71215 - Quieter Home - Material	(622,138)	(1,005,686)	(383,548)	(62)	(1,957,008)	(13,436,170)	(10,495,964)	2,940,206	22	(12,405,127)
71216 - Quieter Home Program	506,829	(146,970)	(653,799)	(129)	1,718,331	10,747,252	6,588,343	(4,158,909)	(39)	11,082,145
71217 - Contract Labor	0	(20)	(20)	0	(27,610)	0	(38,687)	(38,687)	0	(268,379)
71218 - Contractor Burden	0	(25)	(25)	0	(35,140)	0	(49,238)	(49,238)	0	(341,574)
71222 - Contractor Labor	0	0	0	0	(54)	0	(37,201)	(37,201)	0	(412)
71223 - Contractor Burden	0	0	0	0	(68)	0	0	0	0	(524)
71224 - Joint Studies Overhead	0	0	0	0	(539)	0	(2,962)	(2,962)	0	4,179
71225 - Joint Studies - Material	(16,670)	0	16,670	100	(32,234)	(183,330)	(61,196)	122,134	67	(133,709)
71226 - Contractor Overhead	0	0	0	0	(56)	0	0	0	0	(459)
Total Quieter Home Program	(131,979)	(1,203,536)	(1,071,557)	(812)	(394,701)	(2,872,248)	(4,760,853)	(1,888,605)	(66)	(2,790,355)

San Diego County Regional Airport Authority
Authority Detail Income Statement - Supplemental Schedule
For the eleven months ended May 31, 2016
(Unaudited)

Print Date: 6/15/2016
Print Time: 9:46:21AM
Report ID: GL0012

	Month to Date					Year to Date				
	Budget	Actual	Variance Favorable (Unfavorable)	Variance Percent	Prior Year Actual	Budget	Actual	Variance Favorable (Unfavorable)	Variance Percent	Prior Year Actual
Interest Income										
71310 - Interest - Investments	\$191,288	\$291,644	\$100,355	52	\$179,831	\$2,464,051	\$2,397,281	\$(66,770)	(3)	\$1,975,428
71330 - Interest - Commercial Pa	0	0	0	0	0	0	0	0	0	1
71340 - Interest - Note Receivab	172,946	172,946	0	0	180,393	1,908,778	1,908,778	0	0	1,982,011
71350 - Interest - Other	0	0	0	0	0	0	(1,337)	(1,337)	0	(956)
71360 - Interest - Bonds	0	0	0	0	0	0	(2,278)	(2,278)	0	0
71361 - Interest Income - 2010 Bonds	0	32,356	32,356	0	25,997	0	357,865	357,865	0	260,161
71363 - Interest Income - 2013 Bonds	0	26,816	26,816	0	35,944	0	335,740	335,740	0	395,212
71365 - Interest Income - 2014 Bond A	0	32,430	32,430	0	60,402	0	448,415	448,415	0	723,383
Total Interest Income	364,234	556,192	191,958	53	482,567	4,372,829	5,444,464	1,071,635	25	5,335,240
Interest income BAB's rebate										
71362 - BAB interest rebate	385,935	385,851	(84)	0	385,851	4,245,284	4,257,355	12,071	0	4,244,866
Total Interest income BAB's rebate	385,935	385,851	(84)	0	385,851	4,245,284	4,257,355	12,071	0	4,244,866
Interest Expense										
71411 - Interest Expense- 2010 Bonds	(2,595,983)	(2,595,983)	0	0	(2,623,700)	(28,555,815)	(28,555,815)	0	0	(28,860,699)
71412 - Interest Expense 2013 Bonds	(1,534,550)	(1,534,550)	0	0	(1,528,653)	(16,880,050)	(16,880,050)	0	0	(16,913,931)
71413 - Interest Expense 2014 Bond A	(1,361,768)	(1,361,768)	0	0	(1,361,768)	(14,979,443)	(14,979,443)	0	0	(14,979,443)
71420 - Interest Expense-Variable Debt	(48,296)	(29,187)	19,110	40	(26,488)	(531,259)	(285,075)	246,184	46	(236,808)
71430 - LOC Fees - C/P	(18,524)	(26,608)	(8,083)	(44)	(25,526)	(203,766)	(298,069)	(94,303)	(46)	(271,534)
71440 - Dealer Fees - C/P	0	0	0	0	0	0	0	0	0	(3,246)
71450 - Trustee Fee Bonds	0	0	0	0	0	(22,080)	(11,995)	10,085	46	(10,338)
71451 - Program Fees - Variable Debt	0	0	0	0	0	(5,000)	(3,300)	1,700	34	(5,950)
71458 - Capitalized Interest	0	1,261,363	1,261,363	0	947,813	0	8,960,787	8,960,787	0	6,610,500
71460 - Interest Expense - Other	0	9,720	9,720	0	0	8,170,605	(16,000)	(8,186,605)	(100)	(947,441)
71461 - Interest Expense - Cap Leases	(56,978)	(56,978)	0	0	(58,383)	(633,318)	(633,318)	0	0	(588,741)
Total Interest Expense	(5,616,099)	(4,333,990)	1,282,109	23	(4,676,705)	(53,640,125)	(52,702,277)	937,847	2	(56,207,631)
Amortization										
69210 - Amortization - Premium	350,836	350,836	0	0	358,158	3,893,037	3,893,037	0	0	3,972,231
Total Amortization	350,836	350,836	0	0	358,158	3,893,037	3,893,037	0	0	3,972,231

San Diego County Regional Airport Authority
Authority Detail Income Statement - Supplemental Schedule
For the eleven months ended May 31, 2016
(Unaudited)

Print Date: 6/15/2016
Print Time: 9:46:21AM
Report ID: GL0012

	Month to Date					Year to Date				
	Budget	Actual	Variance Favorable (Unfavorable)	Variance Percent	Prior Year Actual	Budget	Actual	Variance Favorable (Unfavorable)	Variance Percent	Prior Year Actual
Other Non-Operating Income (Expense)										
71510 - Legal Settlement Income	\$0	\$0	\$0	0	\$257	\$0	\$2,535	\$2,535	0	\$2,497
71520 - Fixed Asset Disposal-Pro	0	0	0	0	0	0	1,144,086	1,144,086	0	0
71521 - Fixed Asset Disposal - L	0	0	0	0	0	0	(78,560)	(78,560)	0	0
71530 - Gain/Loss On Investments	0	(3,882,531)	(3,882,531)	0	(59,156)	0	342,637	342,637	0	1,149,522
71540 - Discounts Earned	0	4,167	4,167	0	0	0	19,887	19,887	0	8,228
71610 - Legal Settlement Expense	(833)	0	833	100	0	(9,167)	(374,632)	(365,465)	(3,987)	(800)
71620 - Other non-operating revenue (e	0	2,605	2,605	0	1,962	0	72,997	72,997	0	63,511
71630 - Other Non-Operating Expe	0	(4,000)	(4,000)	0	80,955	0	(4,000)	(4,000)	0	(4,502)
73300 - DMJM and Auth OH Clearin	0	0	0	0	0	0	0	0	0	0
Total Other Non-Operating Income (Expense)	(833)	(3,879,758)	(3,878,925)	465,473)	24,017	(9,167)	1,124,950	1,134,116	12,372	1,218,455
Total Non-Operating Revenue/(Expense)	1,821,861	(1,468,864)	(3,290,725)	(181)	(2,823,442)	21,921,658	24,428,564	2,506,907	11	(19,859,331)
Capital Grant Contribution										
72100 - AIP Grants	22,500	189,188	166,688	741	2,087,232	11,543,353	10,624,503	(918,850)	(8)	5,981,656
Total Capital Grant Contribution	22,500	189,188	166,688	741	2,087,232	11,543,353	10,624,503	(918,850)	(8)	5,981,656
Total Expenses Net of Non-Operating Revenue/ (Expense)	19,728,817	24,804,580	(5,075,763)	(26)	14,302,244	188,978,172	183,418,507	5,559,665	3	182,494,332
Net Income/(Loss)	(642,949)	(4,432,018)	(3,789,069)	(589)	2,278,802	13,160,228	28,364,430	15,204,202	116	11,932,204
Equipment Outlay										
73200 - Equipment Outlay Expendi	(17,333)	(34,563)	(17,229)	(99)	0	(820,917)	(966,025)	(145,109)	(18)	(263,031)
73299 - Capitalized Equipment Co	0	34,563	34,563	0	0	0	966,025	966,025	0	263,031
Total Equipment Outlay	(17,333)	0	17,333	100	0	(820,917)	0	820,917	100	0

Review of the Unaudited Financial Statements for the Eleven Months Ended May 31, 2016 and 2015



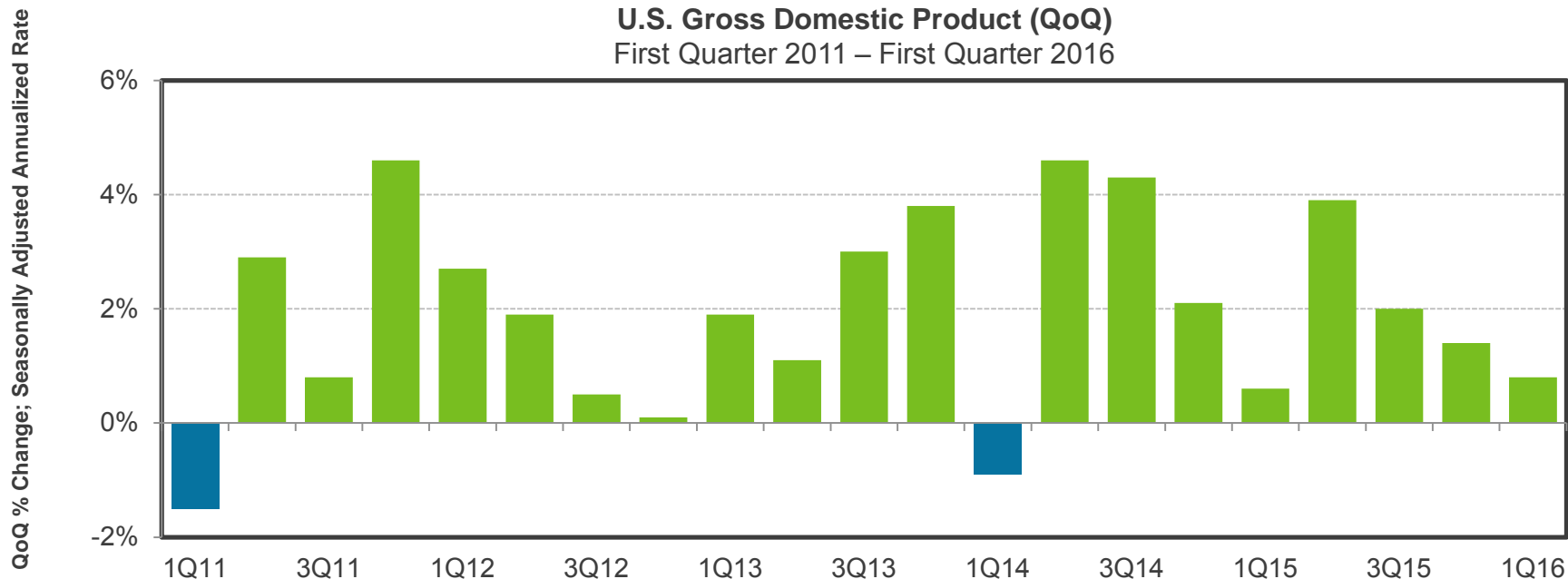
SAN DIEGO
INTERNATIONAL AIRPORT
LET'S GO.

Presented by:
Scott Brickner, CPA
Vice President, Finance and Asset Management/Treasurer
Kathy Kiefer
Senior Director, Finance & Asset Management

July 11, 2016

First Quarter GDP

The U.S. GDP grew at 0.8% in the first quarter (second estimate) compared to the 0.5% increase for the advance estimate. The primary drivers of the increase in the GDP estimate was improvements in residential investment and exports compared to the advance estimate. While growth was down in the first quarter, growth is expected to rebound in the second quarter.

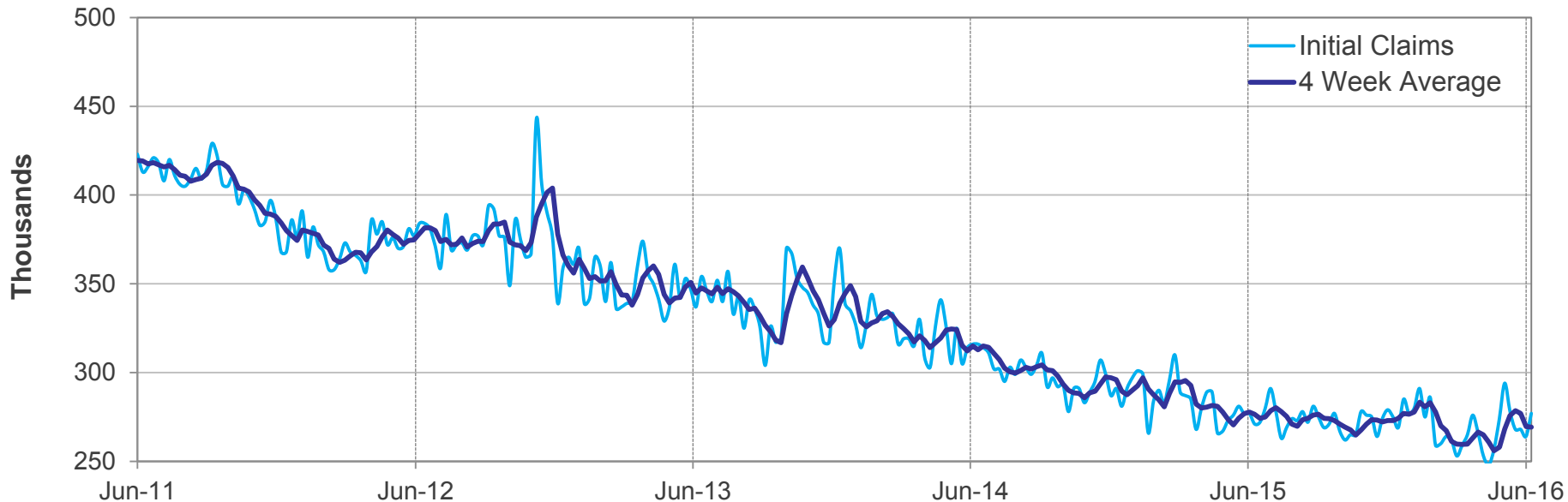


Initial Claims For Unemployment

For the week ending June 11, initial claims for unemployment (seasonally adjusted) grew by 13,000 to 277,000. The 4-week moving average, which helps smooth out some of the weekly volatility, fell by 250 to 269,250. Although the recent trend is upward, the overall level of claims remains low suggesting continued strength in the labor markets.

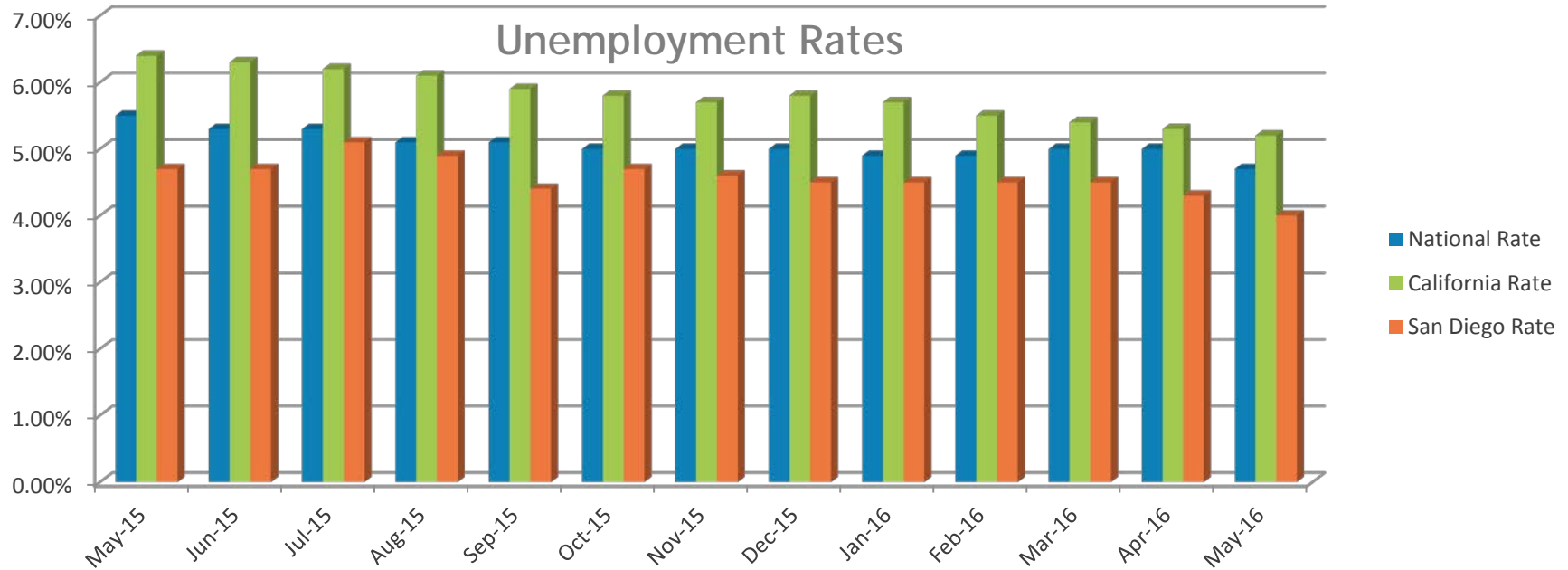
Initial Jobless Claims and 4-Week Moving Average

June 2011 – June 2016



May Unemployment Rates

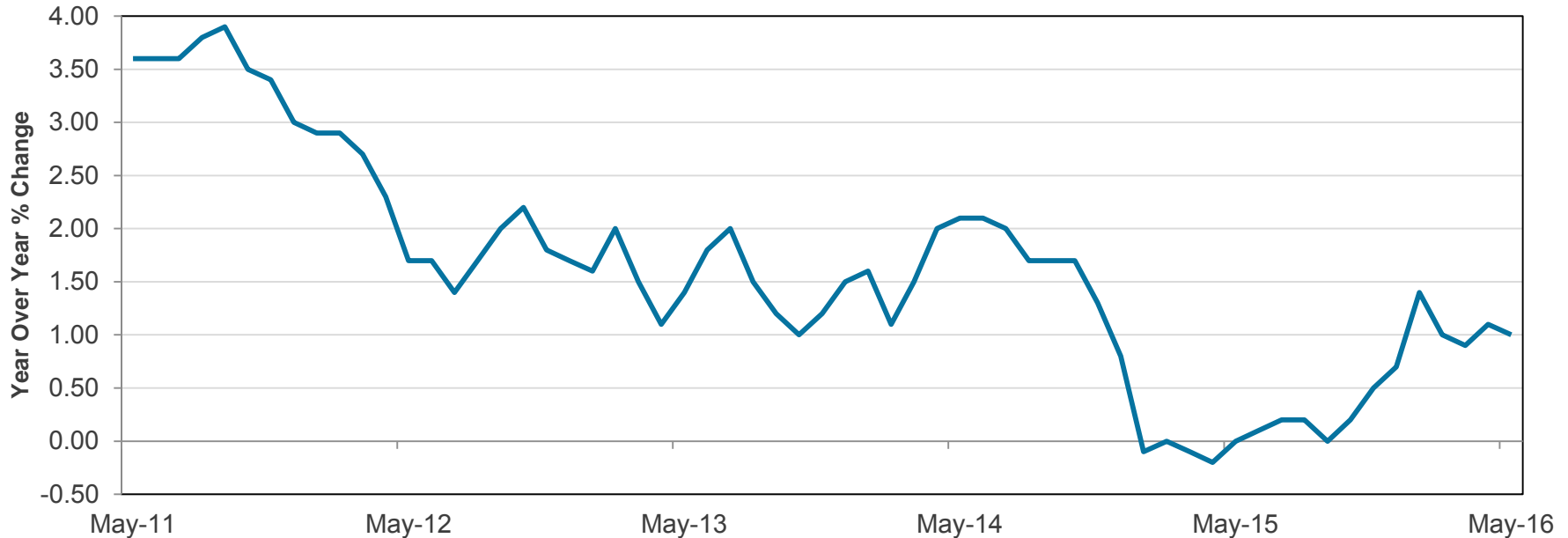
The National unemployment rate declined 0.3 percentage points to 4.7 percent for the month of May. The National U-6 rate held at 9.7 percent. In California the unemployment rate dropped 0.1 percentage point from the April rate of 5.3 percent to 5.2 percent for May and is down 1.2 percentage points from one year ago. Locally, San Diego's unemployment rate dropped slightly to 4.0 percent.



Consumer Price Index

The Consumer Price Index (CPI) for the twelve months ending May rose 1.0%, compared to a 1.1% increase ending April. Core CPI, excluding food and energy, was up 2.2% for the twelve months ending May. Even discounting the impact of low energy prices, overall inflation remains low.

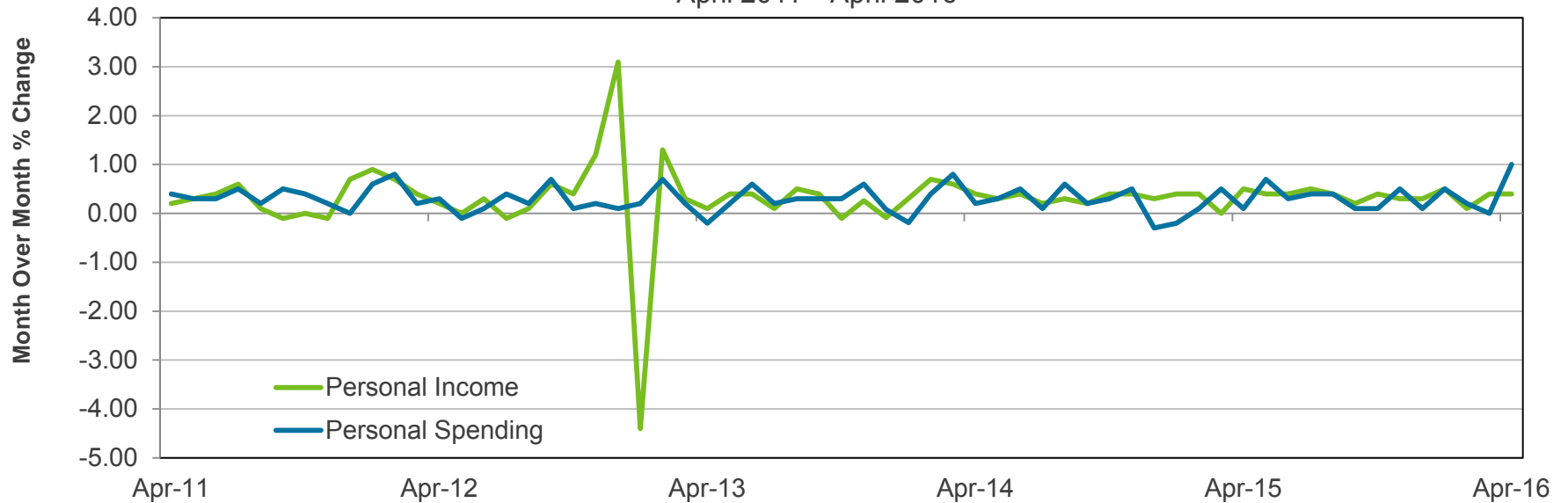
Consumer Price Index (YoY%)
May 2011 – May 2016



Personal Income and Spending

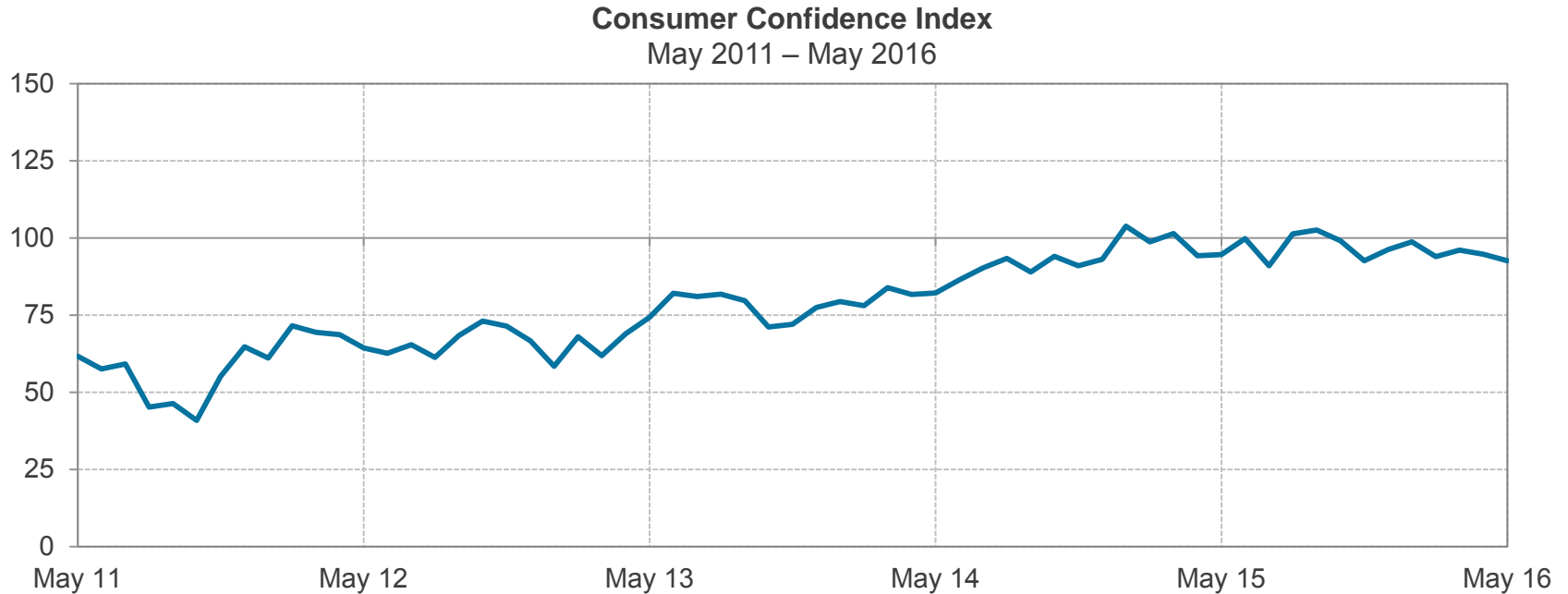
Personal income remained strong in April increasing by 0.40% matching its March increase. Spending was up even stronger increasing by 1.0% in April (its strongest increase since August 2009) compared to no change in March.

Personal Income and Spending (MoM%)
April 2011 – April 2016



Consumer Confidence Index

The Consumer Confidence Index fell for the second straight month. The Index fell to 92.6 percent in May, which is down 2.1 percentage points from April's reading of 94.7 percent. Weakness in consumers assessment of the employment market contributed to declines in both current and future expectations.



Existing Home Sales Increase

Existing home sales increased for the second straight month in April to a seasonally adjusted annualized rate of 5.45 million units, which was a 1.7% increase from the prior month and a 6.0% increase from the prior year. Prices and inventory levels were also up in April, which should help support sales in coming months. While recent sales increases are favorable, the rate of sales remains below its most recent high of 5.48 million units reached in July 2015.

U.S. Existing Home Sales (MoM)

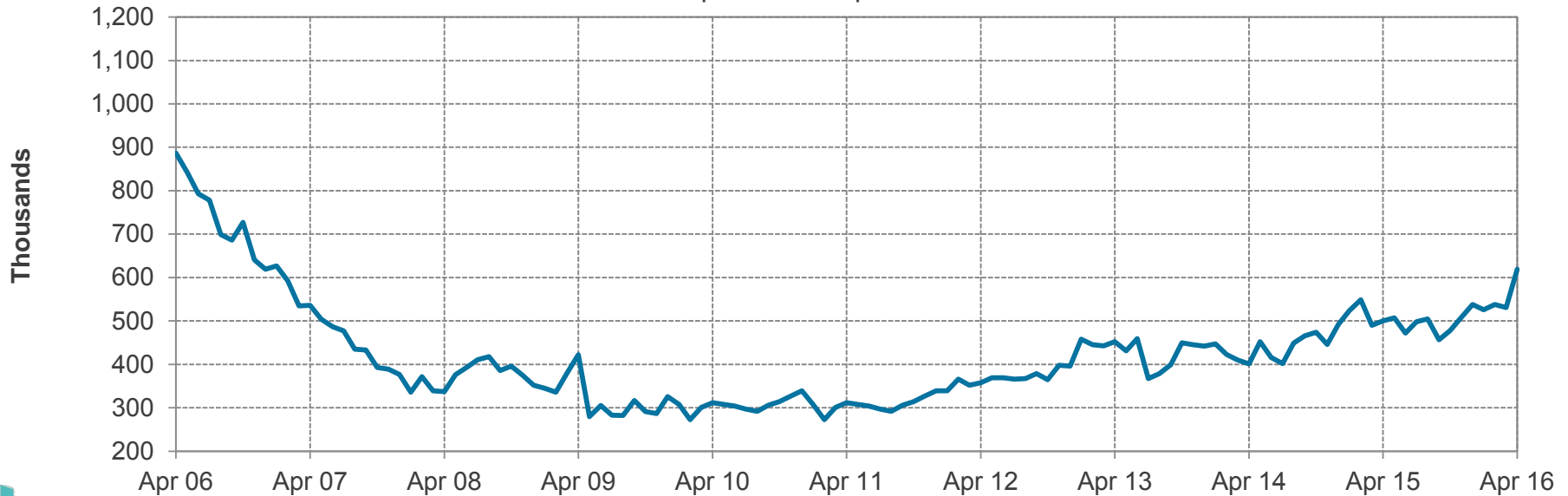
April 2006 – April 2016



New Home Sales Up Sharply

New homes sales rose by 16.6% in April to a seasonally adjusted annualized rate of 619,000 units, which is well above expectations and was the largest monthly increase since January 1992. New home sales are up 23.8% year-over-year and are at the highest monthly rate since January 2008.

U.S. New Home Sales
April 2006 – April 2016



Oil Prices Trending Higher

Oil (WTI spot) closed at \$48.89 on June 13th, which is just below its high for the year of \$51.23. Oil is up 32.8% year-to-date on increased global demand and supply disruptions in Canada and Nigeria. Despite the recent price increases, crude oil is still down 21.2% from its 12 month high. The current trend is for higher prices, but potential additional supply from Libya and Iran could help limit future increases.

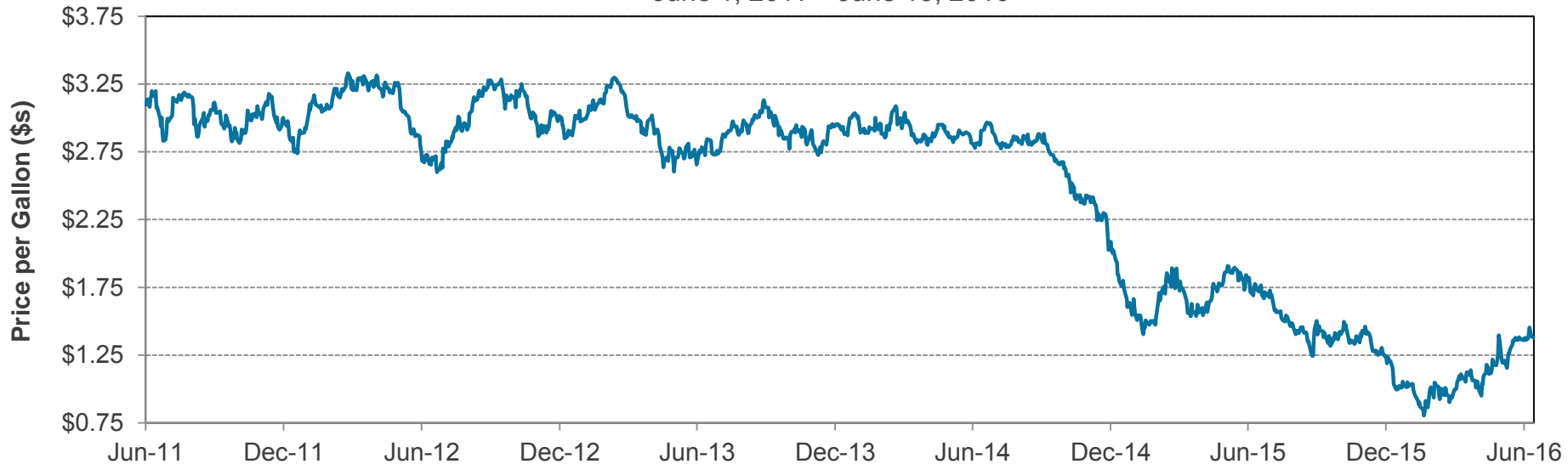
West Texas Intermediate Oil Price Per Barrel (WTI Spot)
June 1, 2011 – June 13, 2016



Jet Fuel Trending Higher

The price of jet fuel has been trending higher recently on higher crude prices. Jet fuel (U.S. Gulf Coast Spot) closed at \$1.381 on June 13, which is down slightly from its high for the year of \$1.454. Despite recent increases, jet fuel is down 21.7% from its 12-month high.

U.S. Gulf Coast Kerosene-Type Jet Fuel Spot Price FOB
June 1, 2011 – June 13, 2016

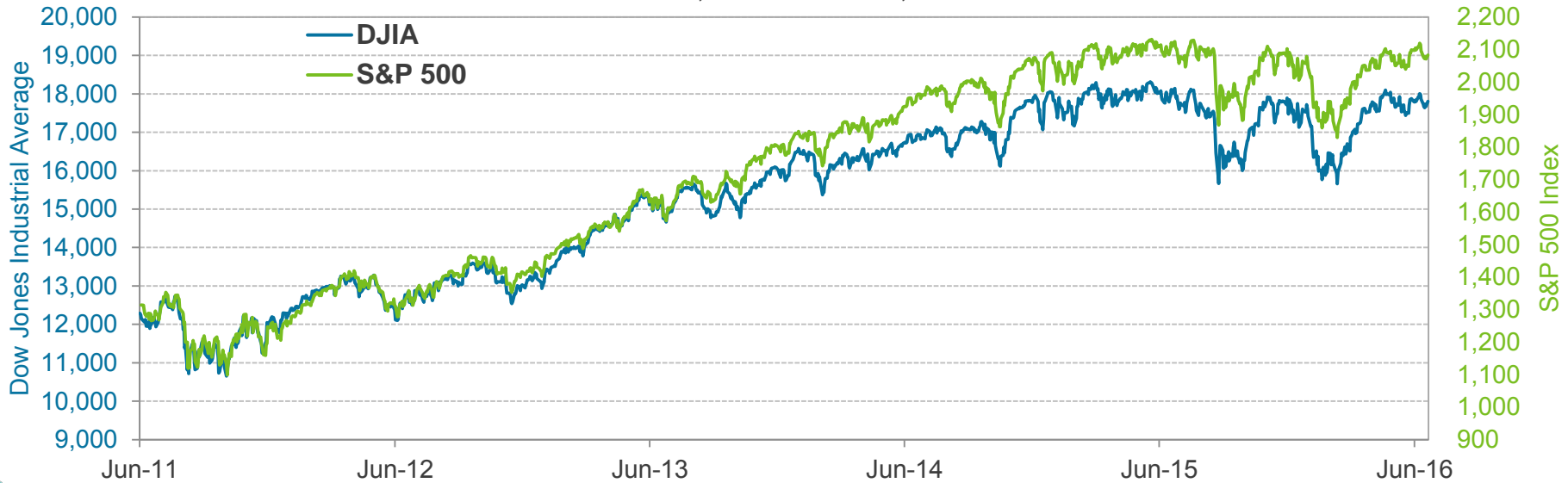


U.S. Equity Markets

After falling sharply at the beginning of the year on global economic uncertainty and a general de-risking, the markets rebounded as global economic concerns subsided. Year-to-date, the DJIA price return is 2.18% and the S&P 500 is 3.02%.

Dow Jones Industrial Average and S&P 500 Indices

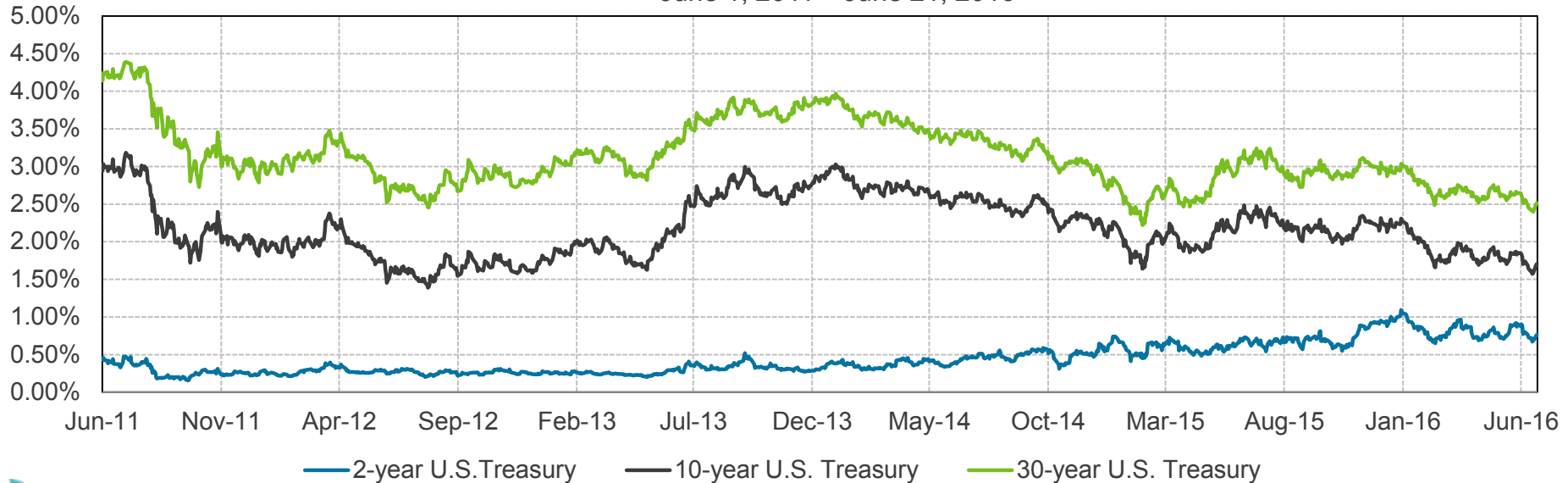
June 1, 2011 – June 20, 2016



Treasury Yields

Over the past five years, longer-term Treasury yields have fallen on global economic weakness and lower inflation expectations while shorter-term rates are up modestly on a higher federal funds rate hike.

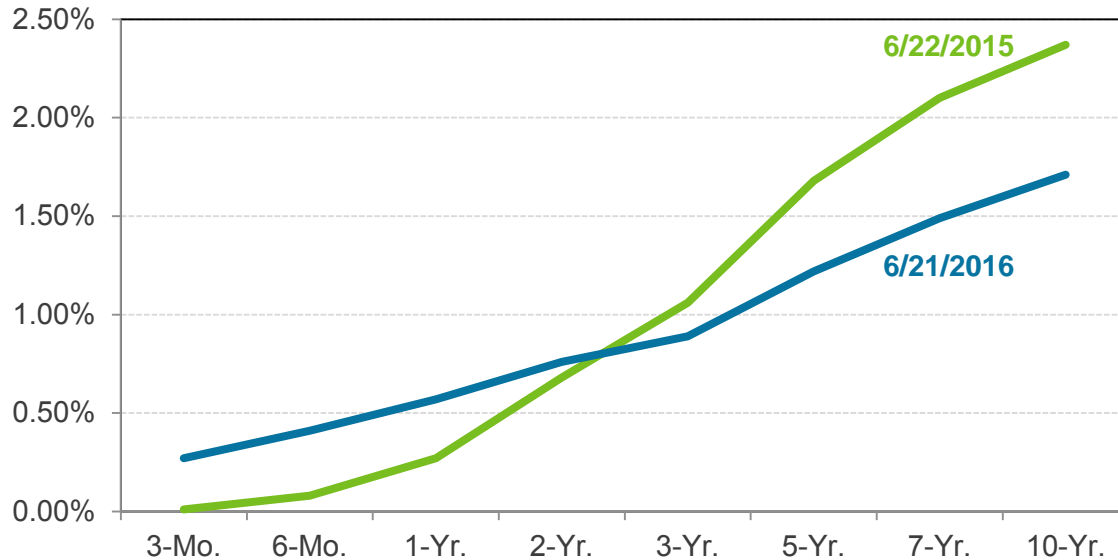
2-, 10- and 30-year U.S. Treasury Yields
June 1, 2011 – June 21, 2016




U.S. Treasury Yield Curve Flattens

While shorter-term Treasury yields are up on the hike in the federal funds target rate, longer-term yields have fallen from prior year levels driven by global economic concerns, lowered inflation expectations, and a flight to quality.

U.S. Treasury Yield Curve
June 22, 2015 versus June 21, 2016



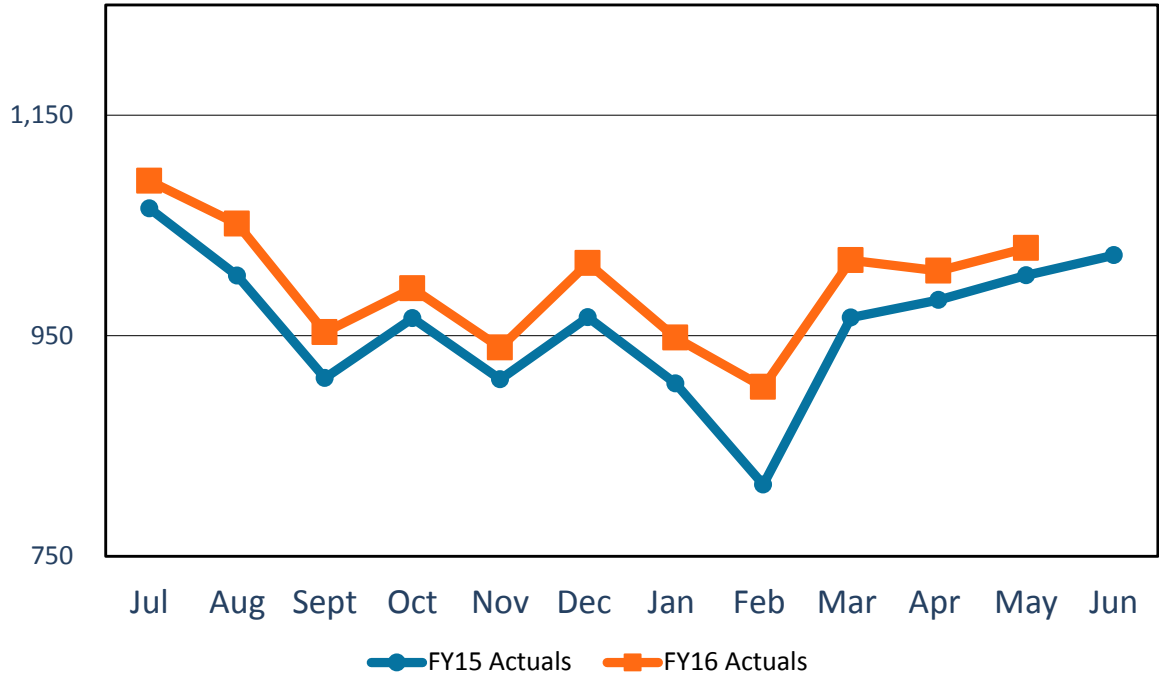
	6/22/15	6/21/16	Change
3-Mo.	0.01%	0.27%	0.26%
6-Mo.	0.08%	0.41%	0.33%
1-Yr.	0.27%	0.57%	0.30%
2-Yr.	0.68%	0.76%	0.08%
3-Yr.	1.06%	0.89%	(0.17%)
5-Yr.	1.68%	1.22%	(0.46%)
10-Yr.	2.37%	1.71%	(0.66%)
20-Yr.	2.87%	2.07%	(0.80%)
30-Yr.	3.16%	2.50%	(0.66%)



Revenue & Expenses (Unaudited) For the Month Ended May 2016 and 2015

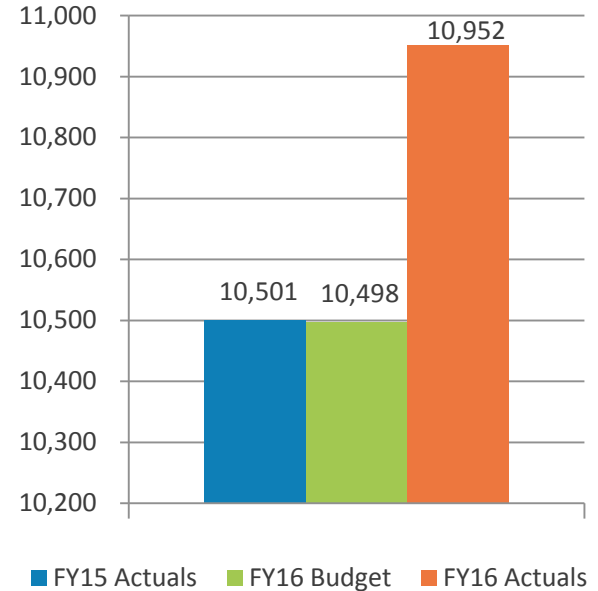
Gross Landing Weight Units (000 lbs)

(000's)



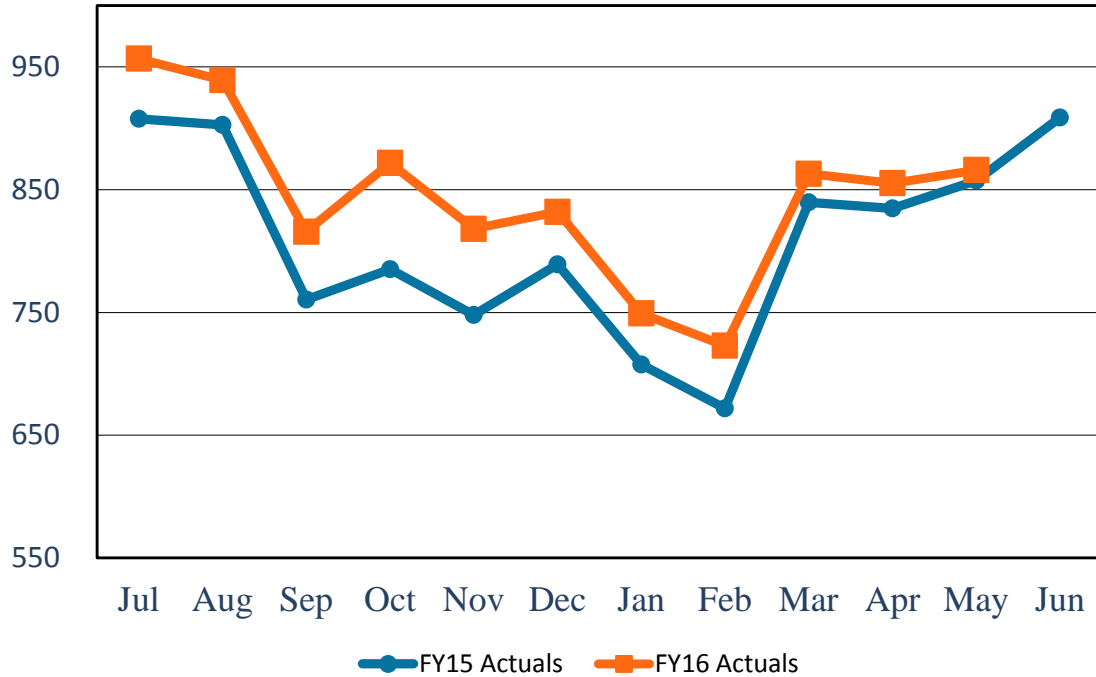
FY16 YTD Act Vs.
FY15 YTD Act
4.3%

FY16 YTD Act Vs.
FY16 YTD Budget
4.3%



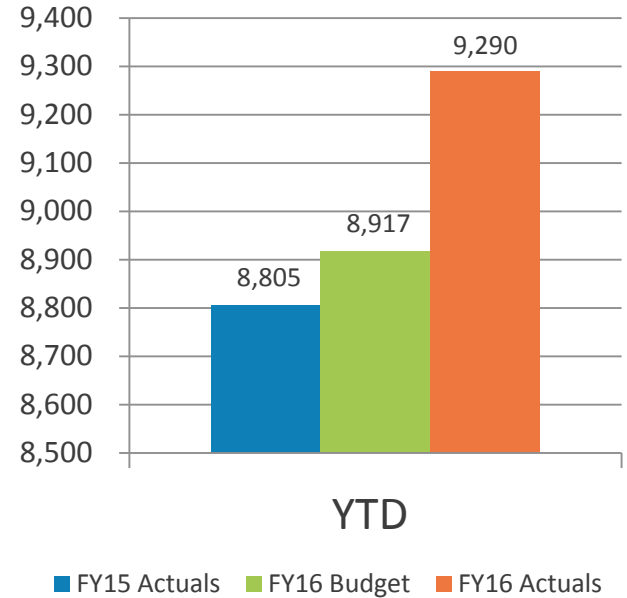
Enplanements

(000's)

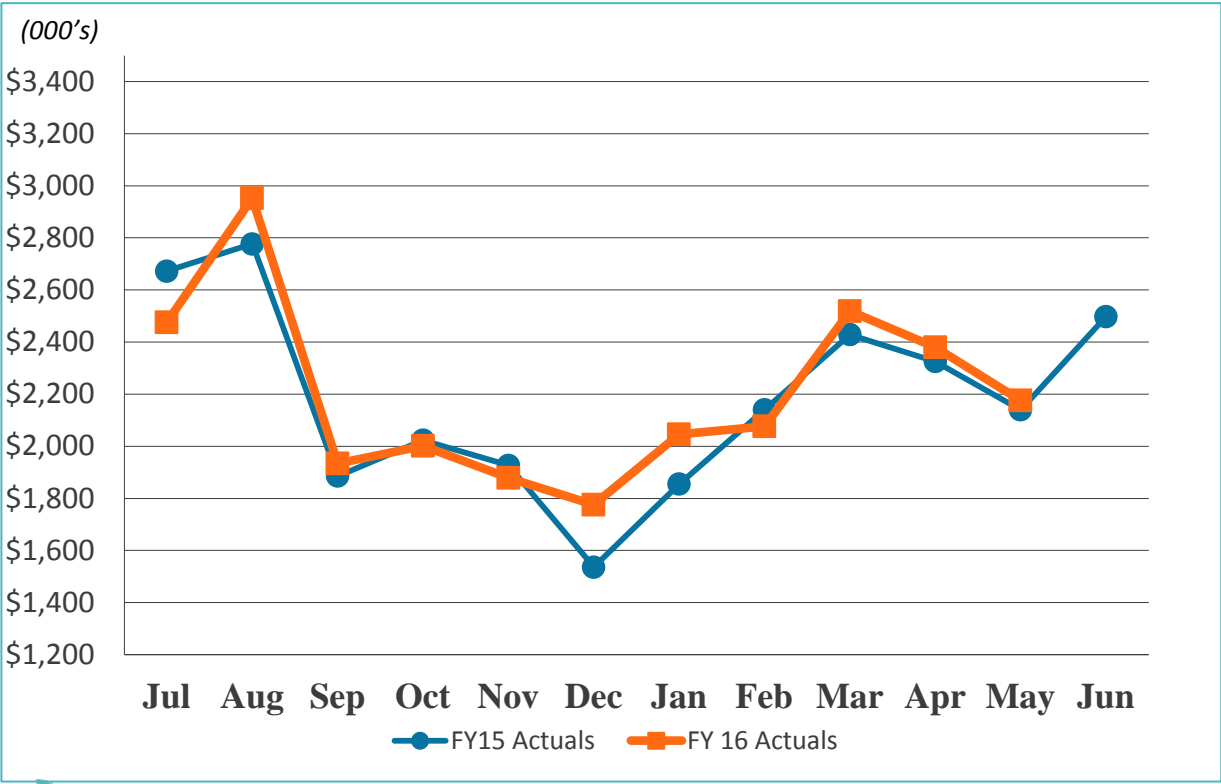


FY16 YTD Act Vs.
FY15 YTD Act
5.5%

FY16 YTD Act Vs.
FY16 YTD Budget
4.2%

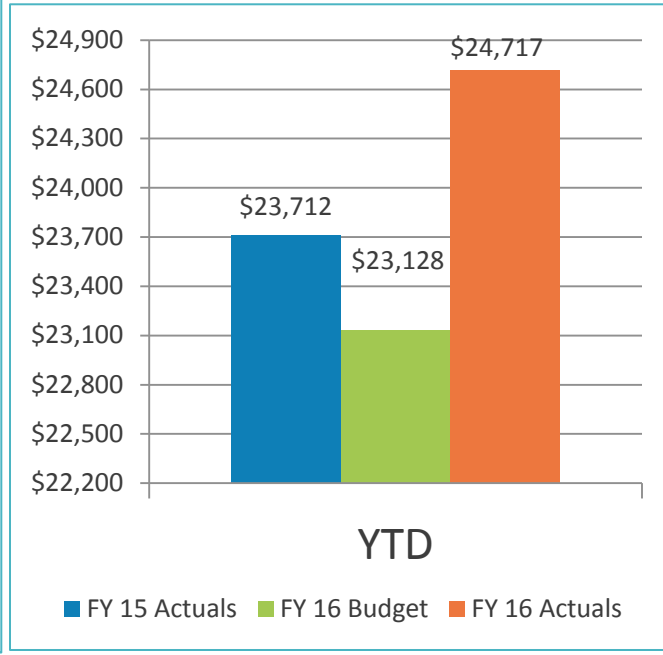


Car Rental License Fees

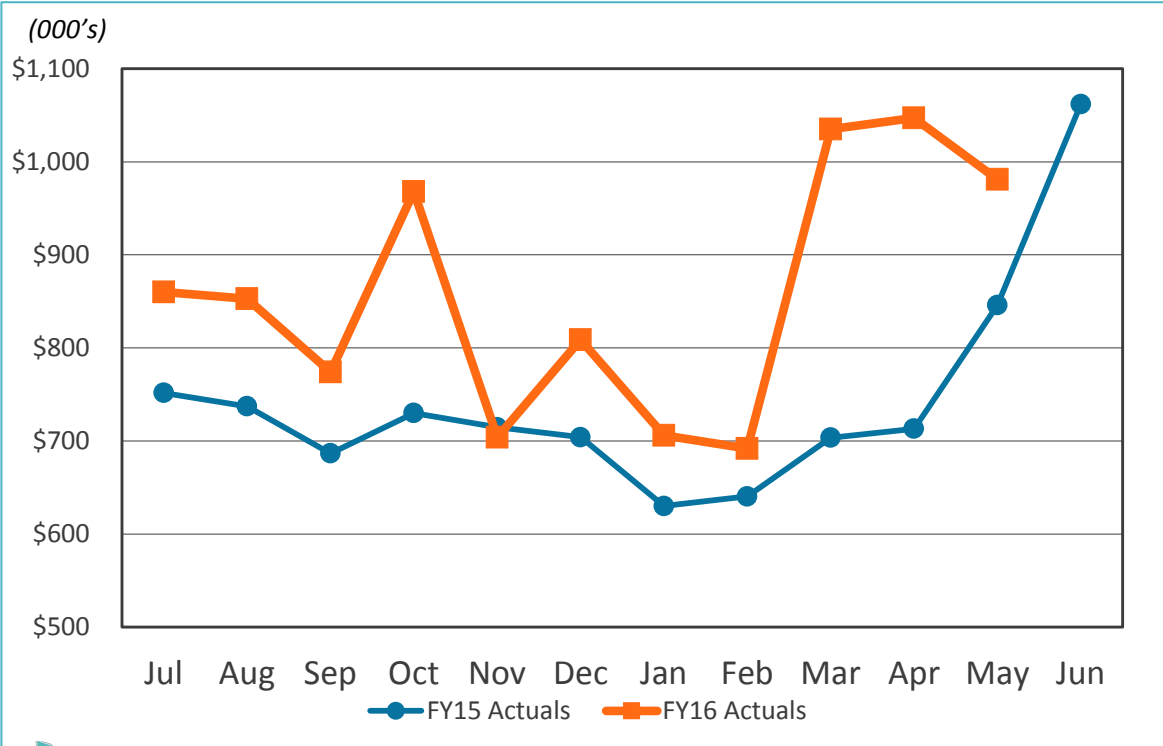


FY16 YTD Act Vs.
FY15 YTD Act
2.1%

FY16 YTD Act Vs.
FY16 YTD Budget
4.7%

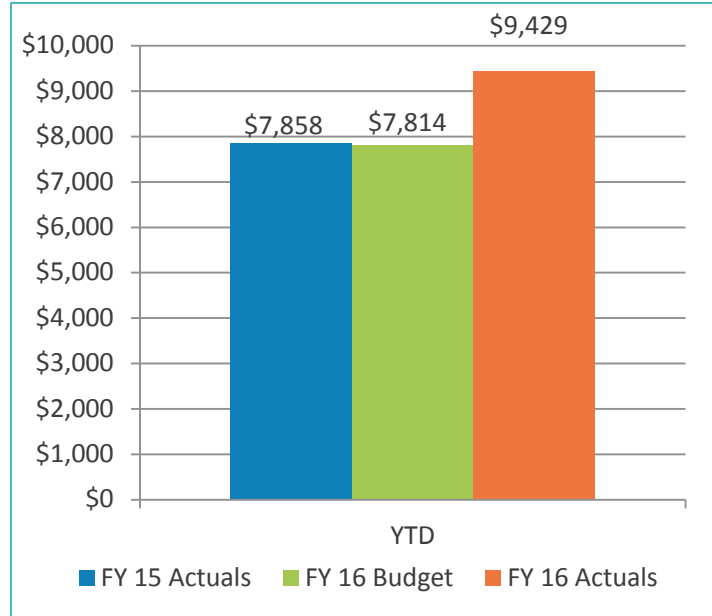


Food and Beverage Concessions Revenue

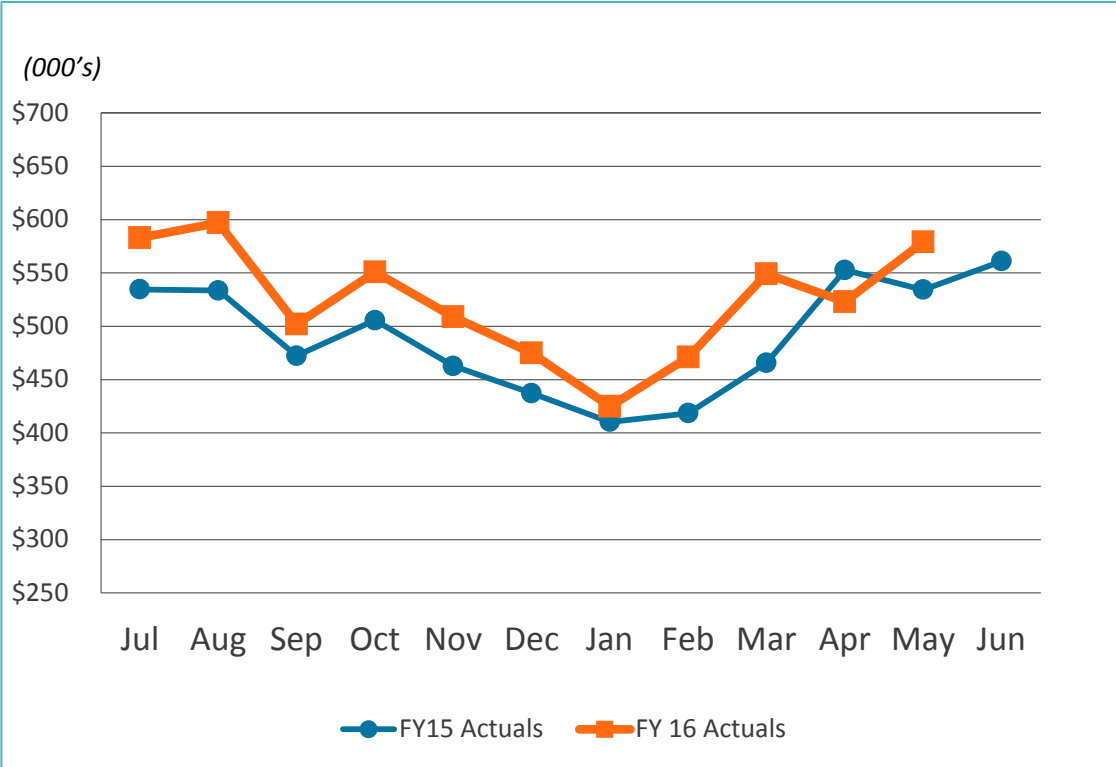


FY16 YTD Act Vs.
FY15 YTD Act
20.0%

FY16 YTD Act Vs.
FY16 YTD Budget
20.7%

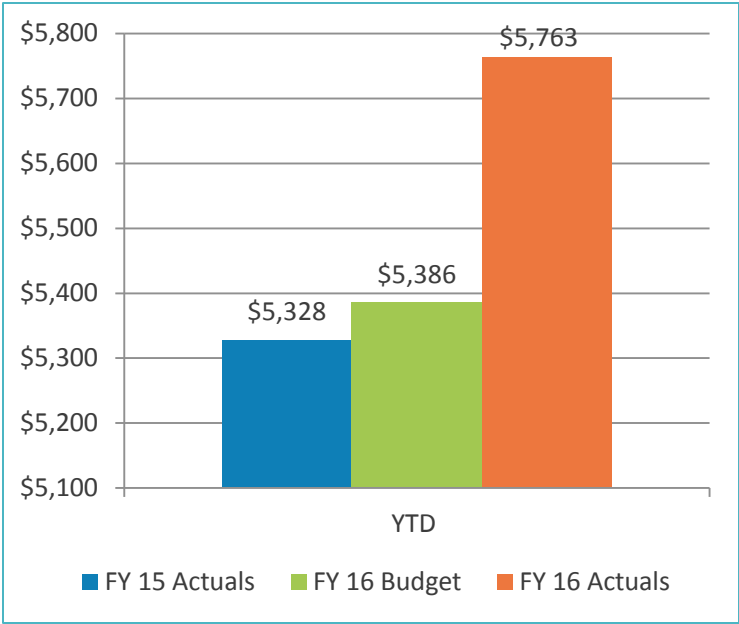


Retail Concessions Revenue



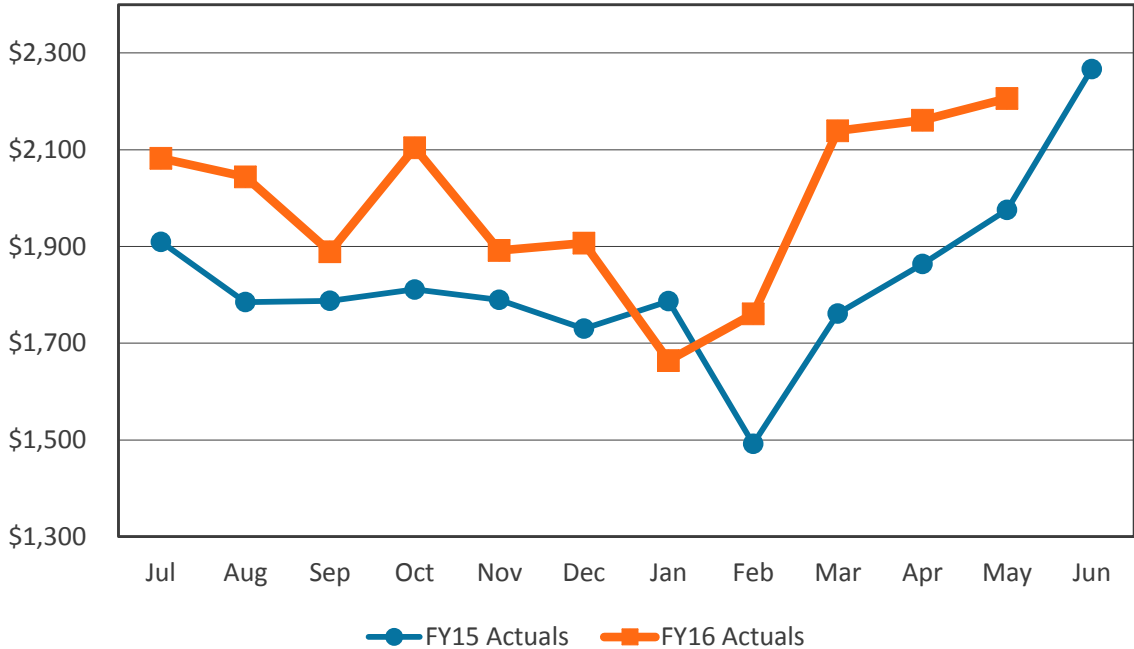
FY16 YTD Act Vs.
FY15 YTD Act
8.2%

FY16 YTD Act Vs.
FY16 YTD Budget
7.0%



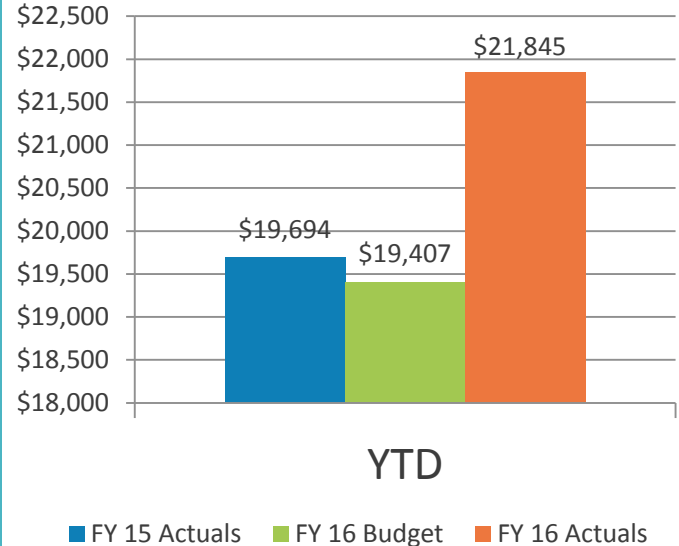
Total Terminal Concessions (Includes Cost Recovery)

(000's)

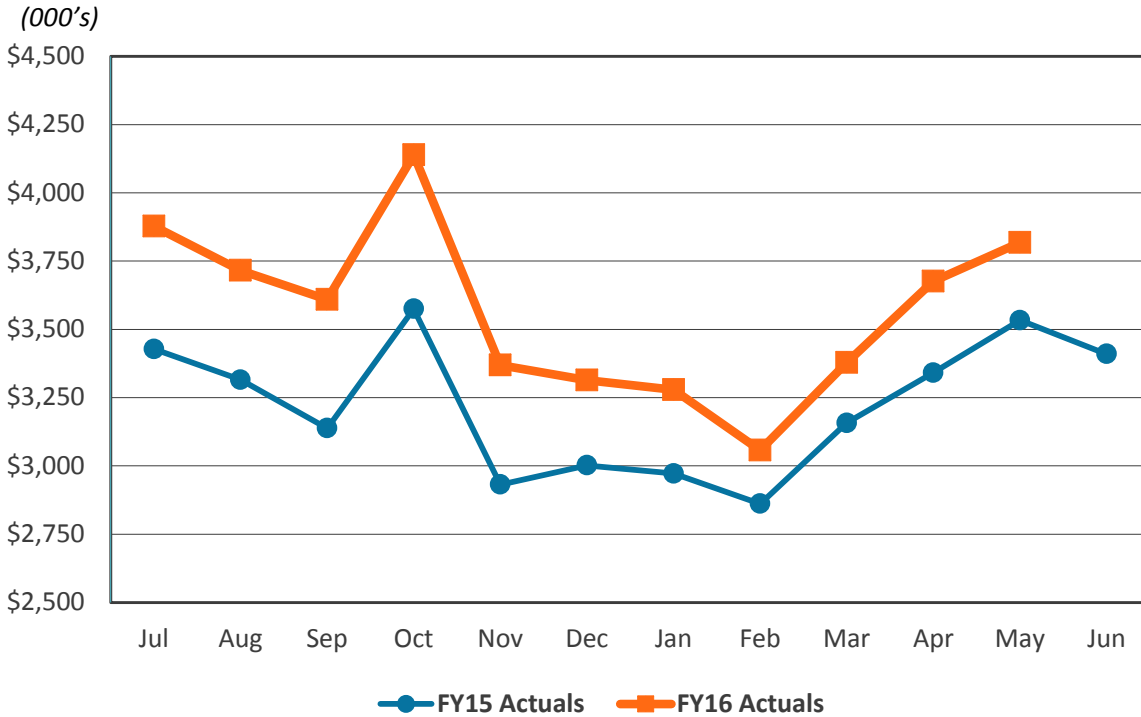


FY16 YTD Act Vs.
FY15 YTD Act
10.9%

FY16 YTD Act Vs.
FY16 YTD Budget
12.6%

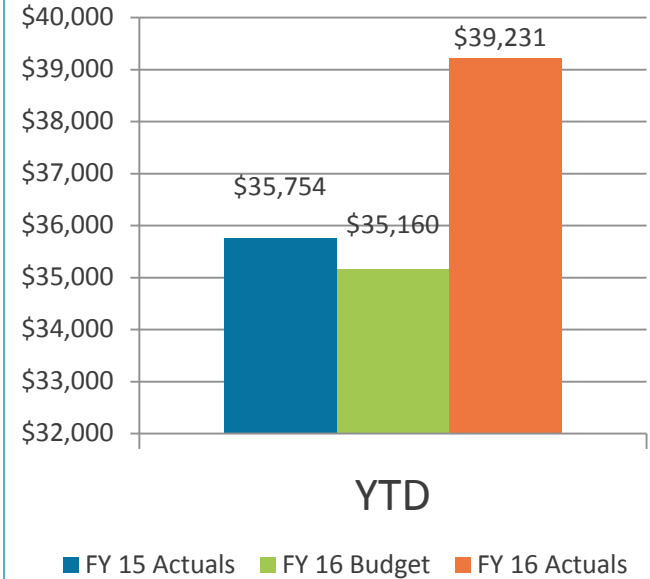


Parking Revenue



FY16 YTD Act Vs.
FY15 YTD Act
10.2%

FY16 YTD Act Vs.
FY16 YTD Budget
11.6%



Operating Revenues for the Month Ended May 31, 2016

(In thousands)	Budget	Actual	Variance Favorable (Unfavorable)	%	Prior Year
Aviation revenue:					
Landing fees	\$ 2,152	\$ 2,233	\$ 81	4%	\$ 299
Aircraft parking fees	240	226	(14)	(6)%	218
Building rentals	4,440	4,488	48	1%	4,235
Security surcharge	2,307	2,305	(2)	-	2,211
CUPPS Support Charges	101	101	-	-	94
Other aviation revenue	132	138	6	5%	132
Total aviation revenue	\$ 9,372	\$ 9,491	\$ 119	1%	\$ 7,189

Operating Revenues for the Month Ended May 31, 2016

(In thousands)

	Budget	Actual	Variance Favorable (Unfavorable)	% Change	Prior Year
Terminal rent non-airline	\$ 119	\$ 110	\$ (9)	(8)%	\$ 110
Concession revenue:					
Terminal concession revenue:					
Food and beverage	765	981	216	28%	846
Retail	527	579	52	10%	534
Space storage	78	71	(7)	(9)%	73
Cost recovery	218	215	(3)	(1)%	219
Other (Primarily advertising)	269	360	91	34%	304
Total terminal concession revenue	1,857	2,206	349	19%	1,976
Car rental and license fee revenue:					
Rental car and license fees	1,983	2,176	193	10%	2,140
Rental car center cost recovery	173	148	(25)	(14)%	-
License fees-other	357	354	(3)	(1)%	324
Total rental car and license fees	2,513	2,678	165	7%	2,464
Total concession revenue	\$ 4,370	\$ 4,884	\$ 514	12%	\$ 4,440

Operating Revenues for the Month Ended May 31, 2016

(In thousands)	Budget	Actual	Variance Favorable (Unfavorable)	% Change	Prior Year
Parking revenue:					
Short-term parking revenue	\$ 1,731	\$ 2,132	\$ 401	23%	\$ 2,127
Long-term parking revenue	1,314	1,544	230	17%	1,264
Total parking revenue	3,361	3,818	457	14%	3,583
Ground transportation permits and citations	321	415	94	29%	210
Ground rentals	1,479	1,536	57	4%	996
Grant reimbursements	25	25	-	-	25
Other operating revenue	39	95	56	144%	29
Subtotal	5,225	5,889	664	13%	4,843
Total operating revenues	\$ 19,086	\$ 20,374	\$ 1,288	7%	\$ 16,582

Operating Expenses for the Month Ended May 31, 2016

(In thousands)	Budget	Actual	Variance Favorable (Unfavorable)	%	Prior Year
Operating expenses:					
Salaries and benefits	\$ 3,522	\$ 3,307	\$ 215	6%	\$ 3,478
Contractual services	3,446	3,956	(510)	(15)%	2,963
Safety and security	1,999	3,479	(1,480)	(74)%	1,354
Space rental	869	868	1	-	867
Utilities	1,326	1,011	315	24%	388
Maintenance	1,315	2,051	(736)	(56)%	1,450
Equipment and systems	62	42	20	32%	1,582
Materials and supplies	33	48	(15)	(45)%	43
Insurance	110	79	31	28%	89
Employee development and support	86	107	(21)	(24)%	117
Business development	226	199	27	12%	102
Equipment rental and repairs	327	126	201	61%	80
Total operating expenses	\$ 13,321	\$ 15,273	\$ (1,952)	(15)%	\$ 12,513

Financial Summary

for the Month Ended May 31, 2016

(In thousands)	Budget	Actual	Variance Favorable (Unfavorable)	%	Prior Year
Total operating revenues	\$ 19,086	\$ 20,374	\$ 1,288	7%	\$ 16,582
Total operating expenses	13,321	15,273	\$ (1,952)	(15)%	12,513
Income from operations	5,765	5,101	(664)	(12)%	4,069
Depreciation	8,252	8,252	-	-	6,701
Operating income (loss)	\$ (2,487)	\$ (3,151)	\$ (664)	(27)%	\$ (2,632)

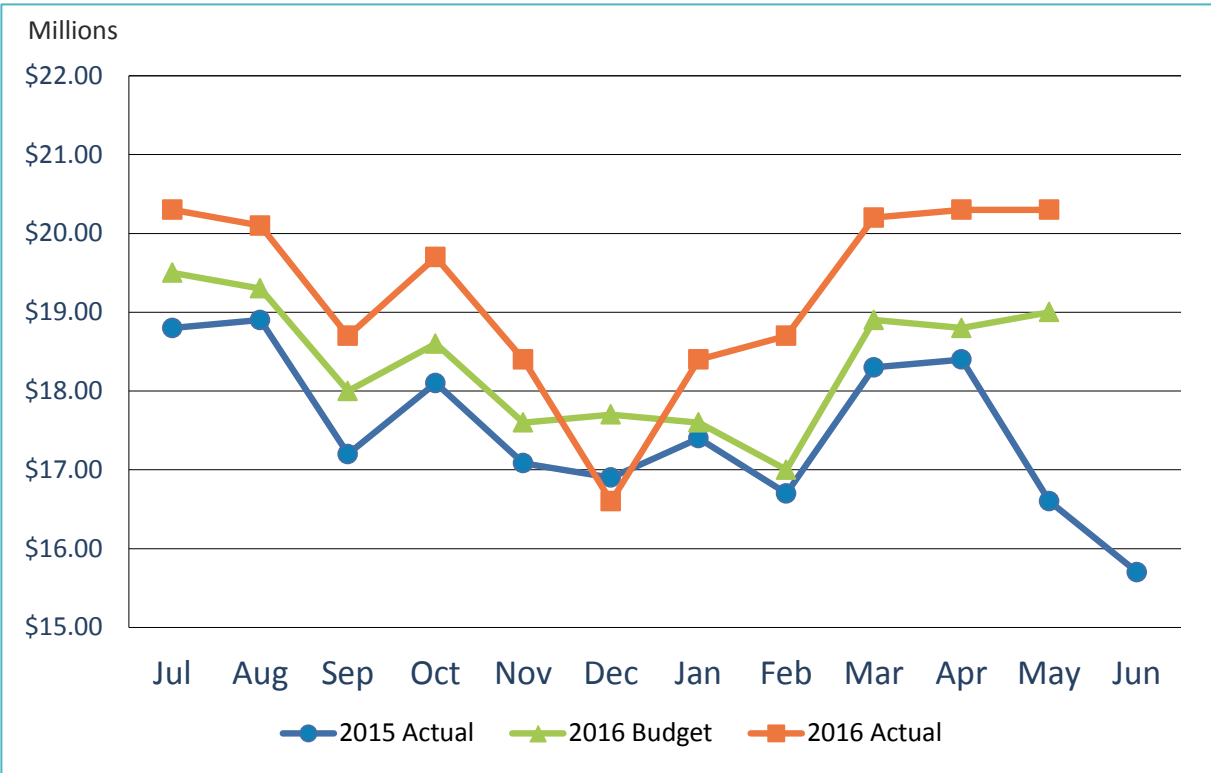
Non-operating Revenues & Expenses for the Month Ended May 31, 2016

(In thousands)	Budget	Actual	Variance Favorable (Unfavorable)	% Change	Prior Year
Nonoperating revenues (expenses):					
Passenger facility charges	\$ 3,734	\$ 3,949	\$ 214	6%	\$ 3,965
Customer facility charges (Rental Car Center)	2,735	2,707	(29)	(1)%	2,679
Quieter Home Program, net	(132)	(1,204)	(1,072)	(812)%	(395)
Interest income	364	556	192	53%	483
BAB interest rebate	386	386	-	-	386
Interest expense & debt issuance costs	(5,616)	(4,334)	1,282	23%	(4,677)
Bond amortization	351	351	-	-	358
Other nonoperating revenue (expenses)	(1)	(3,880)	(3,879)	-	24
Nonoperating revenue, net	1,821	(1,469)	(3,290)	(181)%	2,823
Change in net position before grant contributions	(666)	(4,620)	(3,955)		191
Capital grant contributions	23	189	166	-	2,087
Change in net position	\$ (643)	\$ (4,431)	\$ (3,788)	(589)%	\$ 2,278



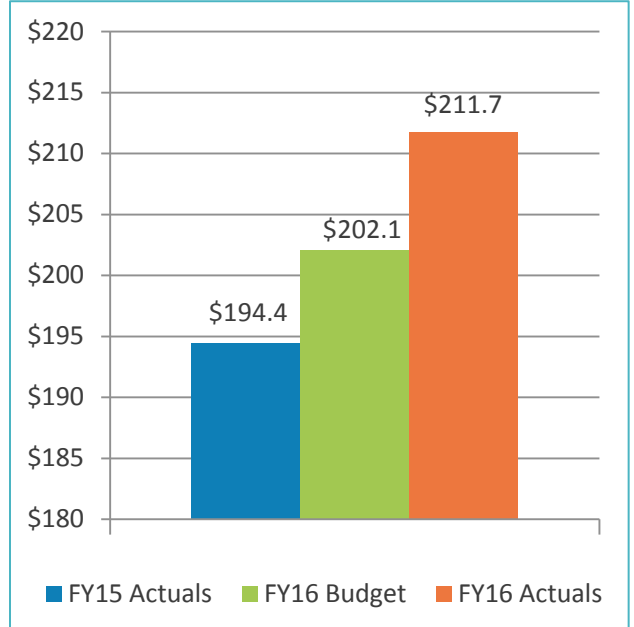
**Revenue & Expense
(Unaudited)
For the Eleven Months Ended
May 31, 2016 and 2015**

Monthly Operating Revenue (Unaudited)



FY16 YTD Act Vs.
FY15 YTD Act
8.9%

FY16 YTD Act Vs.
FY16 YTD Budget
4.8%



Operating Revenues

for the Eleven Months Ended May 31, 2016 (Unaudited)

(In thousands)	Budget	Actual	Variance Favorable (Unfavorable)	% Change	Prior Year
Aviation revenue:					
Landing fees	\$ 22,425	\$ 23,031	\$ 606	3%	\$ 19,925
Aircraft parking fees	2,636	2,475	(161)	(6)%	2,490
Building rentals	48,784	48,785	1	-	46,633
Security surcharge	25,378	24,569	(809)	(3)%	24,319
CUPPS Support Charges	1,106	1,106	-	-	1,033
Other aviation revenue	1,452	1,471	19	1%	1,453
Total aviation revenue	\$ 101,781	\$ 101,437	\$ (344)	-	\$ 95,853

Operating Revenues

for the Eleven Months Ended May 31, 2016 (Unaudited)

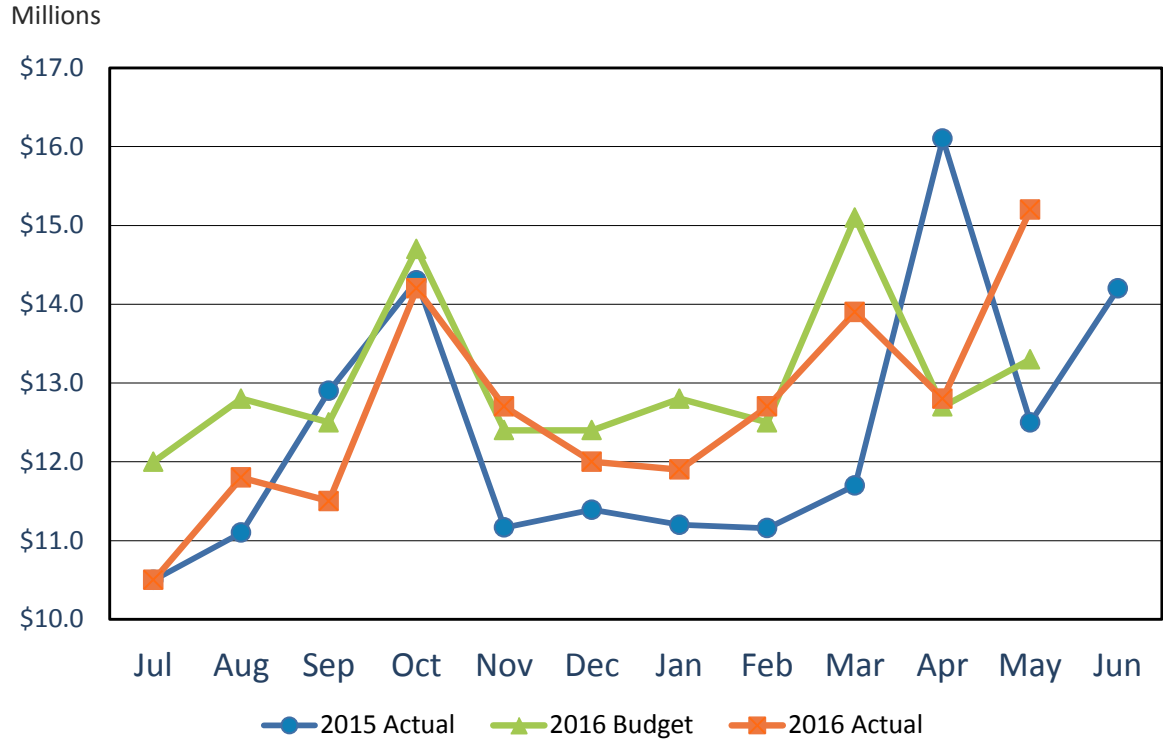
(In thousands)	Budget	Actual	Variance Favorable (Unfavorable)	% Change	Prior Year
Terminal rent non-airline	\$ 1,309	\$ 921	\$ (388)	(30)%	\$ 1,136
Concession revenue:					
Terminal concession revenue:					
Food and beverage	7,814	9,429	1,615	21%	7,858
Retail	5,386	5,763	377	7%	5,328
Space storage	855	784	(71)	(8)%	847
Cost recovery	2,393	2,312	(81)	(3)%	2,268
Other (Primarily advertising)	2,959	3,557	598	20%	3,393
Total terminal concession revenue	19,407	21,845	2,438	13%	19,694
Car rental and license fee revenue:					
Rental car license fees	23,128	24,217	1,089	5%	23,712
Rental car center cost recovery	346	643	297	86%	-
License fees-other	4,136	3,999	(137)	(3)%	3,967
Total rental car and license fees	27,610	28,859	1,249	5%	27,679
Total concession revenue	\$ 47,017	\$ 50,704	\$ 3,687	8%	\$ 47,373

Operating Revenues

for the Eleven Months Ended May 31, 2016 (Unaudited)

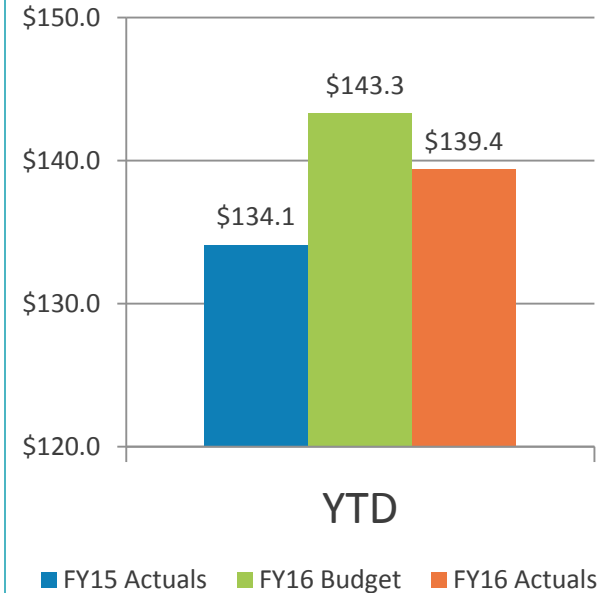
(In thousands)	Budget	Actual	Variance Favorable (Unfavorable)	% Change	Prior Year
Parking revenue:					
Short-term parking revenue	\$ 19,892	\$ 21,939	\$ 2,047	10%	\$ 20,456
Long-term parking revenue	11,906	13,474	1,568	13%	11,715
Total parking revenue	35,160	39,231	4,071	12%	35,754
Ground transportation permits and citations	3,849	4,761	912	24%	2,848
Ground rentals	12,320	13,659	1,339	11%	10,563
Grant reimbursements	268	269	1	-	268
Other operating revenue	434	800	366	84%	632
Subtotal	52,031	58,720	6,689	13%	50,065
Total operating revenues	\$ 202,138	\$ 211,782	\$ 9,644	5%	\$ 194,427

Monthly Operating Expenses (Unaudited)



FY16 YTD Act Vs.
FY15 YTD Act
2.8%

FY16 YTD Act Vs.
FY16 YTD Budget
3.8%



Operating Expenses

for the Eleven Months Ended May 31, 2016 (Unaudited)

(In thousands)	Budget	Actual	Variance Favorable (Unfavorable)	% Change	Prior Year
Operating expenses:					
Salaries and benefits	\$ 40,934	\$ 38,551	\$ 2,383	6%	\$ 42,397
Contractual services	34,899	34,565	334	1%	29,135
Safety and security	23,372	24,695	(1,323)	(6)%	21,775
Space rental	9,559	9,499	60	1%	9,562
Utilities	11,727	10,457	1,270	11%	9,033
Maintenance	13,423	13,982	(559)	(4)%	13,185
Equipment and systems	525	461	64	12%	1,764
Materials and supplies	382	449	(67)	(18)%	395
Insurance	1,212	871	341	28%	971
Employee development and support	1,217	1,078	139	11%	924
Business development	2,585	2,066	519	20%	2,207
Equipment rental and repairs	3,532	2,724	808	23%	2,716
Total operating expenses	\$ 143,367	\$ 139,398	\$ 3,969	3%	\$ 134,064


Financial Summary

for the Eleven Months Ended May 31, 2016 (Unaudited)

(In thousands)	Budget	Actual	Variance Favorable (Unfavorable)	% Change	Prior Year
Total operating revenues	\$ 202,138	\$ 211,782	\$ 9,644	5%	\$ 194,427
Total operating expenses	143,367	139,398	3,969	3%	134,064
Income from operations	58,771	72,384	13,613	23%	60,363
Depreciation	79,075	79,075	-	-	74,270
Operating income (loss)	\$ (20,304)	\$ (6,691)	\$ 13,613	67%	\$ (13,907)

Nonoperating Revenues & Expenses for the Eleven Months Ended May 31, 2016 (Unaudited)

(In thousands)	Budget	Actual	Variance Favorable (Unfavorable)	% Change	Prior Year
Nonoperating revenues (expenses):					
Passenger facility charges	\$ 35,640	\$ 36,793	\$ 1,153	3%	\$ 34,932
Customer facility charges (Rental Car Center)	30,292	30,378	86	-	29,154
Quieter Home Program, net	(2,872)	(4,761)	(1,889)	(66)%	(2,790)
Interest income	4,373	5,444	1,071	25%	5,335
BAB interest rebate	4,245	4,257	12	-	4,245
Interest expense & debt issuance costs	(53,640)	(52,702)	938	2%	(56,208)
Bond amortization	3,893	3,893	-	-	3,972
Other nonoperating revenue (expenses)	(9)	1,125	1,134	-	1,218
Nonoperating revenue, net	21,922	24,427	2,505	11%	19,858
Change in Net Position before grant contributions	1,618	17,736	16,118	996%	5,951
Capital grant contributions	11,543	10,625	(918)	(8)%	5,982
Change in Net Position	\$ 13,161	\$ 28,361	\$ 15,200	115%	\$ 11,933



Statements of Net Position (Unaudited) May 31, 2016 and 2015

Statements of Net Position (Unaudited)

As of May 31, 2016 and 2015

(In Thousands)

	<u>2016</u>	<u>2015</u>
Current assets:		
Cash and investments	\$ 66,877	\$ 56,432
Tenant lease receivable, net of allowance of 2016: (\$222,630) and 2015: (\$60,384)	7,964	8,734
Grants receivable	5,825	7,871
Notes receivable-current portion	1,609	1,528
Prepaid expenses and other current assets	7,600	6,331
Total current assets	<u>89,875</u>	<u>80,896</u>
 Cash designated for capital projects and other	 <u>\$ 34,149</u>	 <u>\$ 23,650</u>

Statements of Net Position (Unaudited)

As of May 31, 2016 and 2015

(In Thousands)

	<u>2016</u>	<u>2015</u>
Restricted assets:		
Cash and investments:		
Bonds reserve	\$ 56,868	\$ 54,943
Passenger facility charges and interest unapplied	72,203	64,511
Customer facility charges and interest applied	40,150	41,806
SBD bond guarantee	4,000	4,000
Bond proceeds held by trustee	177,553	324,254
Passenger facility charges receivable	4,549	4,029
Customer facility charges receivable	2,904	2,986
OCIP insurance reserve	3,610	4,898
Total restricted assets	<u>\$ 361,837</u>	<u>\$ 501,427</u>

Statements of Net Position (Unaudited)

As of May 31, 2016 and 2015

(In Thousands)

Noncurrent assets:

Capital assets:

	<u>2016</u>	<u>2015</u>
Land and land improvements	\$ 109,265	\$ 72,217
Runways, roads and parking lots	589,529	587,071
Buildings and structures	1,398,677	1,102,844
Machinery and equipment	45,367	14,737
Vehicles	14,648	5,557
Office furniture and equipment	32,417	32,573
Works of art	9,535	3,424
Construction-in-progress	152,055	382,523
	2,351,493	2,200,946
Less: accumulated depreciation	(810,255)	(731,105)
Total capital assets, net	\$ 1,541,238	\$ 1,469,841

Statements of Net Position (Unaudited)

As of May 31, 2016 and 2015

(In Thousands)

Other assets:

Notes receivable - long-term portion

Investments - long-term portion

Net pension asset

Security deposit

Total other assets

	<u>2016</u>	<u>2015</u>
	\$ 35,281	\$ 36,963
	139,307	96,832
	-	6,368
	350	500
	<u>174,938</u>	<u>140,663</u>
	5,897	-
	<u>\$ 2,207,934</u>	<u>\$ 2,216,477</u>

Deferred outflows of resources:

Deferred pension contributions:

Total assets and deferred outflows of resources

Statements of Net Position (Unaudited)

As of May 31, 2016 and 2015

(In Thousands)

	<u>2016</u>	<u>2015</u>
Current liabilities:		
Accounts payable and accrued liabilities	\$ 46,195	\$ 64,906
Deposits and other current liabilities	7,576	7,681
Total current liabilities	53,771	72,587
Current liabilities payable from restricted assets:		
Current portion of long-term debt	11,090	10,695
Accrued interest on bonds and variable debt	27,462	27,604
Total liabilities payable from restricted assets	\$ 38,552	\$ 38,299

Statements of Net Position (Unaudited)

As of May 31, 2016 and 2015

(In Thousands)

	<u>2016</u>	<u>2015</u>
Long-term liabilities:		
Variable debt	\$ 38,705	\$ 44,884
Other long-term liabilities	5,523	14,313
Long-term debt - bonds net of amortized premium	1,292,106	1,307,445
Total long-term liabilities	<u>1,336,334</u>	<u>1,366,642</u>
Total liabilities	<u>1,428,657</u>	<u>1,477,528</u>
 Deferred inflows of resources		
Deferred pension investment gains	8,168	-
Total liabilities and deferred inflows of resources	<u>\$ 1,436,825</u>	<u>\$ 1,477,528</u>

Statements of Net Position (Unaudited)

As of May 31, 2016 and 2015

(In Thousands)

	<u>2016</u>	<u>2015</u>
Net Position:		
Invested in capital assets, net of related debt	\$ 369,089	\$ 430,395
Other restricted	183,755	176,758
Unrestricted:		
Designated	34,149	29,190
Undesignated	184,116	102,606
	<u>184,116</u>	<u>102,606</u>
Total net position	<u>\$ 771,109</u>	<u>\$ 738,949</u>



Questions?



Item 5

San Diego County Regional Airport Authority

Review of the Authority's Investment Report As of May 31, 2016



Presented by: Geoff Bryant
Manager, Airport Finance

July 11, 2016

This report is prepared for the San Diego County Regional Airport Authority (the "Authority") in accordance with California Government Code Section 53646, which states that "the treasurer or chief fiscal officer may render a quarterly report to the chief executive officer, the internal auditor, and the legislative body of the local agency within 30 days following the end of the quarter covered by the report."

The investment report was compiled in compliance with California Government Code Section 53646 and the Authority's approved Investment Policy. All investment transactions made in the Authority's portfolio during this period were made on behalf of the Authority. Sufficient liquidity and anticipated revenue are available to meet expenditure requirements for the next six months.



Scott Brickner, C.P.A.
V.P. Finance & Asset Management / Treasurer
San Diego County Regional Airport Authority

Total Portfolio Summary

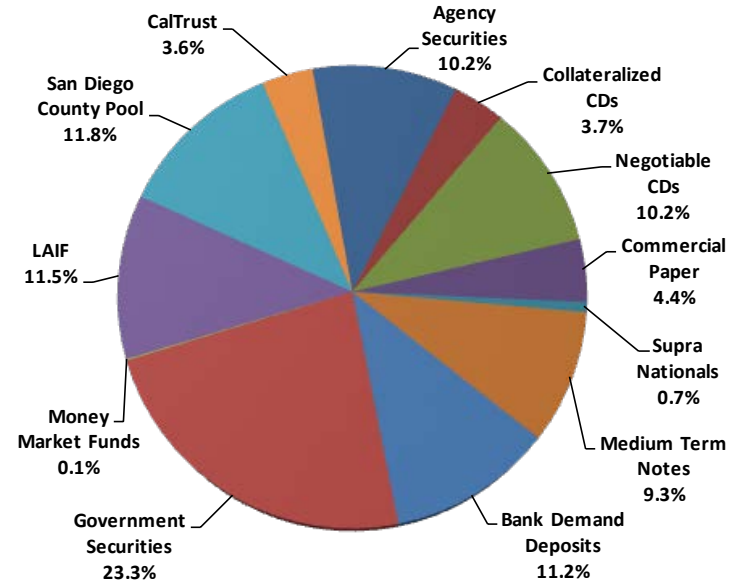
	Current Period	Prior Period	Change From
	May 31, 2016	April 30, 2016	Prior
Book Value (1)	\$416,130,000	\$407,754,000	\$8,376,000
Market Value (1)	\$416,384,000	\$408,419,000	\$7,965,000
Market Value%	100.06%	100.16%	(0.10%)
Unrealized Gain / (Loss)	\$254,000	\$665,000	(\$411,000)
Weighted Average Maturity (Days)	384 days	381 days	3
Weighted Average Yield as of Period End	0.87%	0.86%	0.01%
Cash Interest Received- Current Month	\$300,000	\$303,000	(\$3,000)
Cash Interest Received- Year-to-Date	\$2,411,000	\$2,111,000	\$300,000
Accrued Interest	\$549,000	\$557,000	(\$8,000)

Notes:

(1) Increase in portfolio value is primarily due to operating receipts exceeding operating expenditures.

Portfolio Composition by Security Type

	May 31, 2016		April 30, 2016		Permitted by Policy
	Market Value	Percent of Portfolio	Market Value	Percent of Portfolio	
Agency Securities	\$ 42,540,000	10.2%	\$ 40,631,000	9.9%	100%
Collateralized CDs	15,303,000	3.7%	15,295,000	3.7%	30%
Negotiable CDs	42,513,000	10.2%	46,511,000	11.4%	30%
Commercial Paper	18,428,000	4.4%	13,454,000	3.3%	25%
Supra Nationals	2,982,000	0.7%	2,989,000	0.7%	30%
Medium Term Notes	38,600,000	9.3%	38,663,000	9.5%	15%
Bank Demand Deposits	45,675,000	11.2%	47,434,000	11.8%	100%
Government Securities	98,044,000	23.3%	91,239,000	22.3%	100%
Money Market Funds	302,000	0.1%	179,000	0.0%	20%
LAIF	47,842,000	11.5%	47,819,000	11.7%	\$65 million ⁽¹⁾
San Diego County Pool	49,002,000	11.8%	49,061,000	12.0%	\$65 million ⁽²⁾
CalTrust	15,153,000	3.6%	15,144,000	3.7%	\$65 million ⁽³⁾
Total:	\$ 416,384,000	100.0%	\$ 408,419,000	100.0%	

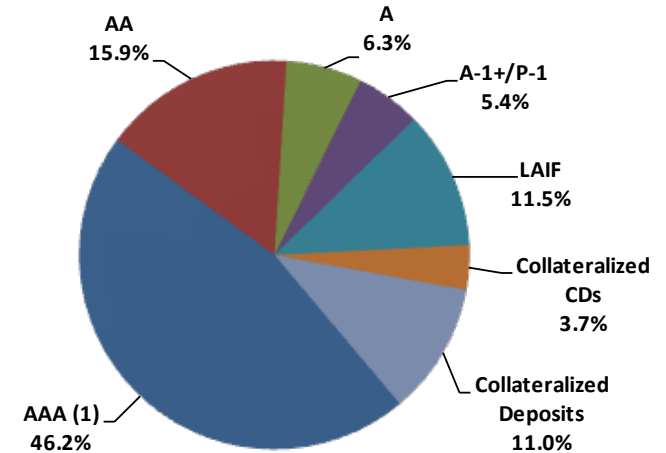


Notes:

- 1.) The \$65 million limit on LAIF is a non-statutory LAIF internal limit. It does not apply to bond proceeds.
- 2.) The San Diego County Investment Pool mirrors the LAIF internal limit and does not apply to bond proceeds.
- 3.) The CalTrust mirrors the LAIF internal limit and does not apply to bond proceeds.

Portfolio Composition by Credit Rating

	May 31, 2016		April 30, 2016	
	Market Value	Percent of Portfolio	Market Value	Percent of Portfolio
AAA ⁽¹⁾	\$ 192,870,000	46.2%	\$ 184,098,000	45.1%
AA	66,047,000	15.9%	66,069,000	16.2%
A	26,219,000	6.3%	26,249,000	6.4%
A-1+/P-1	22,428,000	5.4%	21,455,000	5.3%
LAIF	47,842,000	11.5%	47,819,000	11.7%
Collateralized CDs	15,303,000	3.7%	15,295,000	3.7%
Collateralized Deposits	45,675,000	11.0%	47,434,000	11.6%
Total:	\$ 416,384,000	100.0%	\$ 408,419,000	100.0%

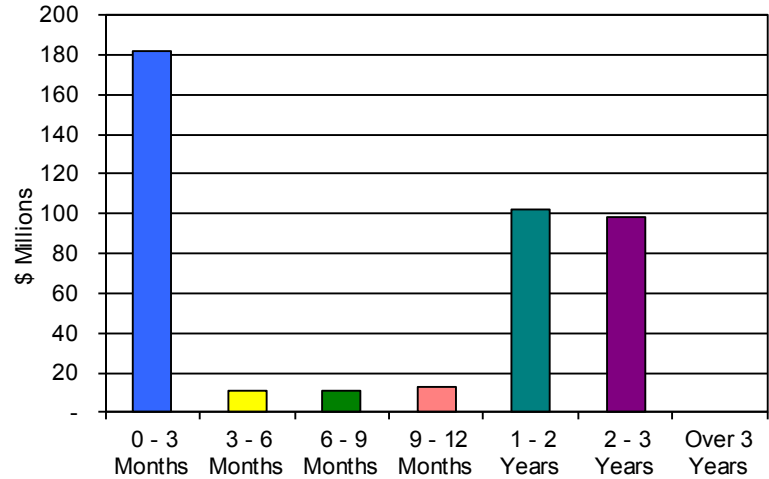


Notes:

1.) Includes investments that have split ratings between S&P (AA+), Moodys (AAA) and Fitch (AAA)

Portfolio Composition by Maturity ⁽¹⁾

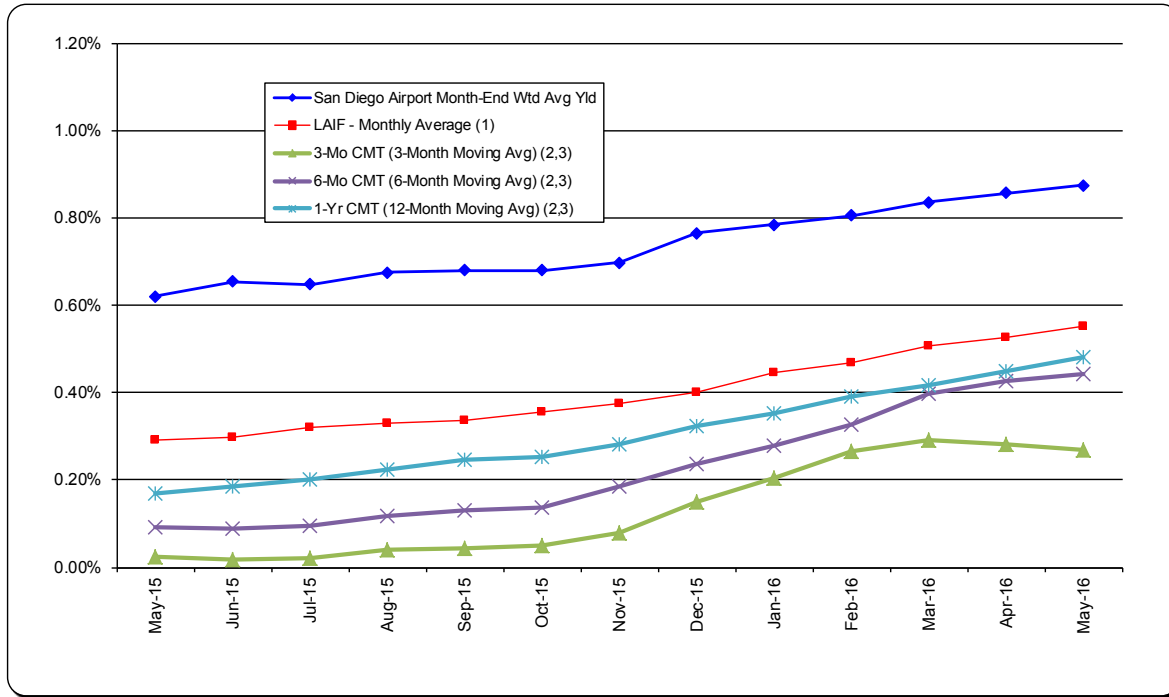
	May 31, 2016		April 30, 2016	
	Market Value	Percent of Portfolio	Market Value	Percent of Portfolio
0 - 3 Months	\$ 181,466,000	43.7%	\$ 183,135,000	44.9%
3 - 6 Months	10,803,000	2.6%	13,995,000	3.4%
6 - 9 Months	10,940,000	2.6%	9,777,000	2.4%
9 - 12 Months	13,000,000	3.1%	9,000,000	2.2%
1 - 2 Years	101,728,000	24.4%	101,831,000	24.9%
2 - 3 Years	98,447,000	23.6%	84,654,000	20.7%
Over 3 Years	-	0.0%	6,027,000	1.5%
Total:	\$ 416,384,000	100.0%	\$ 408,419,000	100.0%



Notes:

1.) The 0-3 Quarter category includes investments held in the LAIF, CalTrust, and the San Diego County Investment Pool.

Benchmark Comparison



Notes:

- 1.) Benchmark data for LAIF is the average monthly effective yield.
- 2.) CMT stands for Constant Maturity Treasury. This data is published in Federal Reserve Statistical Release H.15 and represents an average of all actively traded Treasury securities having that time remaining until maturity. This is a standard industry benchmark for Treasury securities.
- 3.) The CMT benchmarks are moving averages. The 3-month CMT is the daily average for the previous 3 months, the 6-month CMT is the daily average for the previous 6 months, and the 1-year CMT is the daily average for the previous 12-months.

Detail of Security Holdings As of May 31, 2016

Settlement Date	Security Description	Coupon	Maturity Date	Par Value	Purchase Price	Book Value	Market Price	Market Value	Days to Maturity	Yield to Maturity
10/16/15	FNMA	1.125	10/19/18	5,000,000	100.550	5,027,500	100.34	5,016,850	871	0.939
04/20/16	FHLB	0.625	10/26/17	4,000,000	99.795	3,991,800	99.75	3,990,040	513	0.761
01/30/13	FNMA	1.030	01/30/18	3,500,000	99.990	3,499,650	99.69	3,489,010	609	1.032
12/10/13	FHLB	0.625	12/28/16	2,000,000	99.816	1,996,320	99.98	1,999,640	211	0.438
02/03/16	FNMA	1.375	01/28/19	6,000,000	100.842	6,050,520	100.82	6,049,260	972	1.088
05/16/16	FNMA	1.000	02/26/19	5,000,000	100.116	5,005,800	99.74	4,986,850	1001	0.957
04/20/16	FHLB	1.125	04/15/19	8,000,000	100.319	8,020,420	100.00	8,000,320	1049	1.016
02/25/16	FHLB	0.875	03/19/18	3,500,000	100.021	3,500,735	99.88	3,495,870	657	0.865
09/08/14	FNMA	1.000	09/27/17	5,500,000	99.722	5,484,710	100.23	5,512,595	484	1.093
Agency Total				42,500,000		42,577,455		42,540,435	781	0.958
07/02/15	East West Bk CD	0.600	07/02/16	10,290,094	100.000	10,290,094	100.00	10,290,094	32	0.600
04/25/16	East West Bk CD	0.500	10/24/16	5,012,973	100.000	5,012,973	100.00	5,012,973	146	0.500
Collateralized CDs Total				15,303,067		15,303,067		15,303,067	69	0.567
09/11/14	US Bank CD	1.375	09/11/17	4,000,000	100.000	3,993,560	100.33	4,013,160	468	1.430
03/09/16	US Bank CD	1.060	03/09/18	4,000,000	100.000	4,000,000	100.00	4,000,000	647	1.060
11/17/15	SKANDINAV ENSKD CD	1.480	11/16/17	4,500,000	100.000	4,500,000	100.00	4,500,000	534	1.480
11/18/15	HSBC BK C/D	0.954	11/17/17	4,000,000	100.000	4,000,000	100.00	4,000,000	535	0.954
04/10/15	CANADIAN IMP CD	1.010	04/06/17	5,000,000	100.000	5,000,000	100.00	5,000,000	310	1.010
03/16/16	Toronto Dominion CD	1.720	03/14/18	5,000,000	100.000	5,000,000	100.00	5,000,000	652	1.720
04/27/15	RABOBANK CD	1.070	04/21/17	4,000,000	100.000	4,000,000	100.00	4,000,000	325	1.070
05/29/15	NORDEA BK CD	1.150	05/26/17	4,000,000	100.000	4,000,000	100.00	4,000,000	360	1.150
03/15/16	ROYAL BK CDA Y C/D	1.700	03/09/18	4,000,000	100.000	4,000,000	100.00	4,000,000	647	1.700
08/19/14	Goldman Sachs CD	0.900	08/12/16	4,000,000	100.000	4,000,000	100.00	4,000,000	73	0.900
Negotiable CDs Total				42,500,000		42,493,560		42,513,160	457	1.256

Detail of Security Holdings As of May 31, 2016

Settlement Date	Security Description	Coupon	Maturity Date	Par Value	Purchase Price	Book Value	Market Price	Market Value	Days to Maturity	Yield to Maturity
04/08/16	BNP PARIBAS FIN DC/P	1.030	01/03/17	4,000,000	99.228	3,969,100	99.39	3,975,760	217	1.038
03/24/16	BANK OF TOKYO MITS DC/P	0.880	09/23/16	5,000,000	99.553	4,977,633	99.78	4,989,100	115	0.884
05/16/16	JP MORGAN SECS DC/P	1.020	02/10/17	5,000,000	99.235	4,961,750	99.29	4,964,350	255	1.028
12/31/15	TOYOTA MTR CRED DC/P	0.800	06/22/16	4,500,000	99.566	4,481,800	99.97	4,498,830	22	0.803
Commercial Paper Total				18,500,000		18,390,283		18,428,040	152	0.936
04/21/16	INTER-AMER DEV BANK	1.000	05/13/19	3,000,000	99.714	2,991,420	99.39	2,981,550	1077	1.095
Commercial Paper Total				3,000,000		2,991,420		2,981,550	1077	1.095
05/12/15	APPLE INC NOTES	1.000	05/03/18	4,000,000	99.121	3,964,840	99.87	3,994,760	702	1.302
01/15/15	BERKSHIRE HATHAWAY	0.553	01/12/18	5,000,000	100.000	5,000,000	100.26	5,013,100	591	0.554
07/18/14	WELLS FARGO CO Notes	3.678	06/15/16	4,700,000	105.559	4,961,273	100.11	4,704,935	15	0.737
07/17/15	GECC MTN	1.625	04/02/18	4,950,000	105.364	4,968,018	101.05	5,001,728	671	1.487
12/28/15	JPM CHASE & CO NT	1.800	01/25/18	5,000,000	99.888	4,994,400	100.39	5,019,600	604	1.855
11/19/14	CHEVRON CORP	1.345	11/15/17	5,000,000	100.199	5,009,950	100.24	5,012,200	533	1.345
02/29/16	CISCO SYSTEMS	1.600	02/28/19	3,000,000	100.330	3,009,900	100.95	3,028,620	1003	1.487
02/24/16	IBM CORP NOTES	1.800	05/17/19	3,000,000	100.119	3,003,570	101.00	3,030,000	1081	1.761
09/14/15	AMERICAN EXPRESS MTN	1.800	07/31/18	2,980,000	99.759	2,972,818	100.49	2,994,542	791	1.886
11/01/13	COCA COLA CORP NOTE	0.750	11/01/16	800,000	100.080	799,080	100.09	800,704	154	0.789
Medium Term Notes				38,430,000		38,683,849		38,600,189	609	1.318

Detail of Security Holdings As of May 31, 2016

Settlement Date	Security Description	Coupon	Maturity Date	Par Value	Purchase Price	Book Value	Market Price	Market Value	Days to Maturity	Yield to Maturity
02/26/15	U.S. Treasury	0.750	02/28/18	6,115,000	99.203	6,063,960	99.82	6,103,748	638	1.015
12/23/15	U.S. Treasury	1.500	12/31/18	15,200,000	100.516	15,295,391	101.36	15,407,176	944	1.325
04/01/15	U.S. Treasury	0.750	03/31/18	16,050,000	99.477	15,965,988	99.80	16,017,419	669	0.927
11/13/15	U.S. Treasury	1.250	11/30/18	11,000,000	100.234	11,002,578	100.72	11,079,090	913	1.242
02/03/16	U.S. Treasury	1.375	02/28/19	2,950,000	100.988	2,979,154	101.05	2,980,887	1003	1.047
02/25/16	U.S. Treasury	0.750	10/31/17	3,470,000	100.020	3,470,678	99.92	3,467,155	518	0.738
12/30/14	U.S. Treasury	0.750	12/31/17	6,600,000	98.730	6,528,242	99.89	6,592,542	579	1.182
06/10/15	U.S. Treasury	1.000	05/31/18	15,000,000	99.762	14,964,258	100.22	15,033,450	730	1.082
04/20/16	U.S. Treasury	1.000	09/15/18	4,900,000	100.367	4,917,992	100.16	4,907,644	837	0.845
03/04/16	U.S. Treasury	1.625	03/31/19	5,850,000	101.793	5,954,889	101.73	5,951,264	1034	1.031
05/06/16	U.S. Treasury	1.250	10/31/18	6,950,000	101.066	7,024,115	100.72	6,999,693	883	0.816
06/18/14	U.S. Treasury	0.875	06/15/17	3,500,000	99.967	3,488,516	100.14	3,504,795	380	0.987
Government Total				97,585,000		97,655,761		98,044,861	782	1.064
	East West Bank			104,032	100.000	104,032	100.00	104,032	1	0.350
	East West Bank			21,254,997	100.000	21,254,997	100.00	21,254,997	1	0.350
	US Bank General Acct			19,250,792	100.000	19,250,792	100.00	19,250,792	1	0.000
	Torrey Pines Bank			5,064,939	100.000	5,064,939	100.00	5,064,939	1	0.400
Bank Demand Deposits				45,674,760		45,674,760		45,674,760	1	0.208
	DREYFUS GOVT INVEST			301,525	100.000	301,525	100.00	301,525	1	0.000
	Money Market Fund			301,525		301,525		301,525	1	0.000
	Local Agency Invstmnt Fd			47,808,452	100.000	47,808,452	100.07	47,841,609	1	0.552
	San Diego County Inv Pool			49,097,367	100.000	49,097,367	99.81	49,001,962	1	0.787
	CalTrust			15,152,905	100.000	15,152,905	100.00	15,152,905	1	0.730
Grand Total				\$ 415,853,075	100.14	\$ 416,130,404	100.06	\$ 416,384,062	384	0.874

Portfolio Investment Transactions

From May 1st, 2016 - May 31st, 2016

Settle Date	Security Description	Security Type	CUSIP	Coupon	Mature Date	Call Date	Unit Price	Amount
PURCHASES								
05/06/16	US TREAS NTS	US TREAS NTS	912828WD8	1.250	10/31/18	--	101.066	\$ 7,025,532
05/16/16	FNMA	AGCY	3135G0J53	1.000	02/26/19	--	100.116	5,016,911
05/16/16	JP MORGAN CP	CP	46640PPA5	1.020	02/10/17	--	99.235	4,961,750
								\$ 17,004,193
CALLS								
								\$ -
MATURITIES								
08/11/15	CREDIT SUISSE CD	CD-NEG	22549VX73	0.670	05/06/16	--	100.000	\$ 4,000,000
								\$ 4,000,000
WITHDRAWALS / SALES / TRANSFERS								
05/06/16	FHLB	AGCY	3130A0C65	0.625	12/28/16	--	100.062	\$ 3,008,527
								\$ 3,008,527

Bond Proceeds Summary

SUMMARY OF 2010, 2013 & 2014 BOND PROCEEDS*

As of: May 31, 2016

(in thousands)

	Series 2010	Series 2013	Series 2014	Total	Yield	Rating
<u>Project Fund</u>						
SDCIP	\$ -	\$ 12,993	\$ 13,527	\$ 26,520	0.79%	AAAf
	\$ -	\$ 12,993	\$ 13,527	\$ 26,520		
<u>Debt Service Reserve & Coverage Funds</u>						
SDCIP	\$ 30,298	\$ 33,351	\$ 28,726	\$ 92,375	0.79%	AAAf
East West Bank CD	20,894	-	-	20,894	0.80%	N/R
	\$ 51,192	\$ 33,351	\$ 28,726	\$ 113,269		
	\$ 51,192	\$ 46,344	\$ 42,253	\$ 139,789	0.79%	

*Bond proceeds are not included in deposit limits as applied to operating funds

Bond Proceeds Investment Transactions

From May 1st, 2016 - May 31st, 2016

Settle Date	Description	Security Type	CUSIP	Coupon	Mature Date	Call Date	Unit Price	Amount
PURCHASES								
							\$	-
CALLS								
							\$	-
MATURITIES								
							\$	-
DEPOSITS								
							\$	-
WITHDRAWALS / SALES								
5/18/2016	SDCIP (2014 Bonds)	SDCIP		0.79	--		1.000	\$ 9,450,750
							\$	9,450,750



Questions ?

STAFF REPORT

Meeting Date: **JULY 11, 2016**

Subject:

Pre-Approval of Travel Requests and Approval of Business and Travel Expense Reimbursement Requests for Board Members, the President/CEO, the Chief Auditor and General Counsel

Recommendation:

Pre-approve Travel Requests and approve Business and Travel Expense Reimbursement Requests.

Background/Justification:

Authority Policies 3.30 (2)(b) and (4)(b) require that business expenses reimbursements of Board Members, the President/CEO, the Chief Auditor and the General Counsel be approved by the Executive Committee and presented to the Board for its information at its next regularly scheduled meeting.

Authority Policy 3.40 (2)(b) and (3)(b) require that travel expense reimbursements of Board Members, the President/CEO, the Chief Auditor and the General Counsel be approved by the Executive Committee and presented to the Board for its information at its next regularly scheduled meeting.

The attached reports are being presented to comply with the requirements of Policies 3.30 and 3.40.

Fiscal Impact:

Funds for Business and Travel expenses are included in the FY 2016-2017 Budget.

Environmental Review:

- A. This Board action is not a project that would have a significant effect on the environment as defined by the California Environmental Quality Act (CEQA), as amended. 14 Cal. Code Regs. §15378. This Board action is not a "project" subject to CEQA. Cal. Pub. Res. Code §21065.
- B. California Coastal Act Review: This Board action is not a "development" as defined by the California Coastal Act. Cal. Pub. Res. Code §30106.

Application of Inclusionary Policies:

Not applicable

Prepared by:

TONY R. RUSSELL
DIRECTOR, CORPORATE & INFORMATION GOVERNANCE/AUTHORITY CLERK

TRAVEL REQUEST

THELLA F. BOWENS

**SAN DIEGO COUNTY REGIONAL AIRPORT AUTHORITY
OUT-OF-TOWN TRAVEL REQUEST**

GENERAL INSTRUCTIONS:

- A. All travel requests must conform to applicable provisions of Policies 3.30 and 3.40.
- B. Personnel traveling at Authority expense shall, consistent with the provisions of Policies 3.30 and 3.40, use the most economical means available to affect the travel.

1. TRAVELER:

Travelers Name: Thella F. Bowens Dept: 6
Position: Board Member President/CEO Gen. Counsel Chief Auditor
 All other Authority employees (does not require executive committee administrator approval)

2. DATE OF REQUEST: 7/1/16 PLANNED DATE OF DEPARTURE/RETURN: 9/16/16 / 9/28/16

3. DESTINATIONS/PURPOSE (Provide detailed explanation as to the purpose of the trip— continue on extra sheets of paper as necessary):

Destination: China (various cities) and Montreal, Canada Purpose: Air Carrier Meetings in China and ACI World Board & ACI Fund Board Meetings, in conjunction with ACI-NA/World Annual Conference/World Annual General Assembly in Montreal, Canada


Explanation: _____

4. PROJECTED OUT-OF-TOWN TRAVEL EXPENSES

A. TRANSPORTATION COSTS:

• AIRFARE	\$ 9500.00
• OTHER TRANSPORTATION (Taxi, Train, Car Rental)	\$ 500.00
B. LODGING	\$ 3050.00
C. MEALS	\$ 500.00
D. SEMINAR AND CONFERENCE FEES	\$ 795.00
E. ENTERTAINMENT (If applicable)	\$
F. OTHER INCIDENTAL EXPENSES	\$ 300.00
TOTAL PROJECTED TRAVEL EXPENSE	\$ 14645.00

CERTIFICATION BY TRAVELER By my signature below, I certify that the above listed out-of-town travel and associated expenses conform to the Authority's Policies 3.30 and 3.40 and are reasonable and directly related to the Authority's business.

Travelers Signature:  Date: July 2016

CERTIFICATION BY ADMINISTRATOR (Where Administrator is the Executive Committee, the Authority Clerk's signature is required).

By my signature below, I certify the following:

1. I have conscientiously reviewed the above out-of-town travel request and the details provided on the reverse.
2. The concerned out-of-town travel and all identified expenses are necessary for the advancement of the Authority's business and reasonable in comparison to the anticipated benefit to the Authority.
3. The concerned out-of-town travel and all identified expenses conform to the requirements and intent of Authority's Policies 3.30 and 3.40.

Administrator's Signature: _____ Date: _____

AUTHORITY CLERK CERTIFICATION ON BEHALF OF EXECUTIVE COMMITTEE

I, _____, hereby certify that this document was approved
(Please leave blank. Whoever clerk's the meeting will insert their name and title.)
by the Executive Committee at its _____ meeting.
(Leave blank and we will insert the meeting date.)

SAN DIEGO COUNTY REGIONAL AIRPORT AUTHORITY
OUT-OF-TOWN TRAVEL REQUEST

GENERAL INSTRUCTIONS:

- A. All travel requests must conform to applicable provisions of Policies 3.30 and 3.40.
- B. Personnel traveling at Authority expense shall, consistent with the provisions of Policies 3.30 and 3.40, use the most economical means available to affect the travel.

1. TRAVELER:

Travelers Name: Thella F. Bowens Dept: 6
Position: Board Member President/CEO Gen. Counsel Chief Auditor
 All other Authority employees (does not require executive committee administrator approval)

2. DATE OF REQUEST: 6/27/16 PLANNED DATE OF DEPARTURE/RETURN: 7/20/16 / 7/22/16

3. DESTINATIONS/PURPOSE (Provide detailed explanation as to the purpose of the trip— continue on extra sheets of paper as necessary):

Destination: Washington, DC Purpose: Attend Airport Cooperative Research Program (ACRP) Oversight Committee Meeting
Explanation: _____

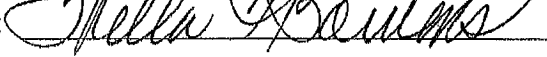
NOTE: The cost of the trip is being paid for by ACRP. The estimated expenses are for information only.

4. PROJECTED OUT-OF-TOWN TRAVEL EXPENSES

A. TRANSPORTATION COSTS:

• AIRFARE	\$ 740.00
• OTHER TRANSPORTATION (Taxi, Train, Car Rental)	\$ 80.00
B. LODGING	\$ 300.00
C. MEALS	\$ 200.00
D. SEMINAR AND CONFERENCE FEES	\$
E. ENTERTAINMENT (If applicable)	\$
F. OTHER INCIDENTAL EXPENSES	\$
TOTAL PROJECTED TRAVEL EXPENSE	\$ 1320.00

CERTIFICATION BY TRAVELER By my signature below, I certify that the above listed out-of-town travel and associated expenses conform to the Authority's Policies 3.30 and 3.40 and are reasonable and directly related to the Authority's business.

Travelers Signature:  Date: 25 June 2016

CERTIFICATION BY ADMINISTRATOR (Where Administrator is the Executive Committee, the Authority Clerk's signature is required).

By my signature below, I certify the following:

- 1. I have conscientiously reviewed the above out-of-town travel request and the details provided on the reverse.
- 2. The concerned out-of-town travel and all identified expenses are necessary for the advancement of the Authority's business and reasonable in comparison to the anticipated benefit to the Authority.
- 3. The concerned out-of-town travel and all identified expenses conform to the requirements and intent of Authority's Policies 3.30 and 3.40.

Administrator's Signature: _____ Date: _____

AUTHORITY CLERK CERTIFICATION ON BEHALF OF EXECUTIVE COMMITTEE

I, _____, hereby certify that this document was approved
(Please leave blank. Whoever clerk's the meeting will insert their name and title.)
by the Executive Committee at its _____ meeting.
(Leave blank and we will insert the meeting date.)

AMY GONZALEZ

**SAN DIEGO COUNTY REGIONAL AIRPORT AUTHORITY
OUT-OF-TOWN TRAVEL REQUEST**

GENERAL INSTRUCTIONS:

- A. All travel requests must conform to applicable provisions of Policies 3.30 and 3.40.
- B. Personnel traveling at Authority expense shall, consistent with the provisions of Policies 3.30 and 3.40, use the most economical means available to affect the travel.

1. TRAVELER:

Travelers Name: Amy Gonzalez Dept: 15
 Position: Board Member President/CEO Gen. Counsel Chief Auditor
 All other Authority employees (does not require executive committee administrator approval)

2. DATE OF REQUEST: 6/28/16 PLANNED DATE OF DEPARTURE/RETURN: 9/22/16 / 9/28/16

3. DESTINATIONS/PURPOSE (Provide detailed explanation as to the purpose of the trip— continue on extra sheets of paper as necessary):

Destination: Montreal, CAN Purpose: World Annual Conference
 Explanation: 2016 ACI-NA / World Annual Conference

4. PROJECTED OUT-OF-TOWN TRAVEL EXPENSES

A. TRANSPORTATION COSTS:

• AIRFARE	\$ 450.00
• OTHER TRANSPORTATION (Taxi, Train, Car Rental)	\$ 120.00
B. LODGING	\$ 1450.00
C. MEALS	\$ 250.00
D. SEMINAR AND CONFERENCE FEES	\$ 795.00
E. ENTERTAINMENT (If applicable)	\$
F. OTHER INCIDENTAL EXPENSES	\$
TOTAL PROJECTED TRAVEL EXPENSE	\$

CERTIFICATION BY TRAVELER By my signature below, I certify that the above listed out-of-town travel and associated expenses conform to the Authority's Policies 3.30 and 3.40 and are reasonable and directly related to the Authority's business.

Travelers Signature: *Amy L* Date: 6/29/16

CERTIFICATION BY ADMINISTRATOR (Where Administrator is the Executive Committee, the Authority Clerk's signature is required).

By my signature below, I certify the following:

1. I have conscientiously reviewed the above out-of-town travel request and the details provided on the reverse.
2. The concerned out-of-town travel and all identified expenses are necessary for the advancement of the Authority's business and reasonable in comparison to the anticipated benefit to the Authority.
3. The concerned out-of-town travel and all identified expenses conform to the requirements and intent of Authority's Policies 3.30 and 3.40.

Administrator's Signature: _____ Date: _____

AUTHORITY CLERK CERTIFICATION ON BEHALF OF EXECUTIVE COMMITTEE

I, _____, hereby certify that this document was approved
 (Please leave blank. Whoever clerk's the meeting will insert their name and title.)

by the Executive Committee at its _____ meeting.
 (Leave blank and we will insert the meeting date.)

TRAVEL EXPENSE

PAUL ROBINSON

**SAN DIEGO COUNTY REGIONAL AIRPORT AUTHORITY
TRAVEL EXPENSE REPORT**

(To be completed within 30 days from travel return date)

TRAVELER: Paul Robinson DEPT. NAME & NO. Board/2
 DEPARTURE DATE: 5/24/2016 RETURN DATE: 5/25/2016 REPORT DUE: 6/24/16
 DESTINATION: AllM Conference - New Orleans, LA

Please refer to the Authority Travel and Lodging Expense Reimbursement Policy, Article 3, Part 3.4, Section 3.40, outlining appropriate reimbursable expenses and approvals. Please attach all required supporting documentation. All receipts must be detailed, (credit card receipts do not provide sufficient detail). Any special items should be explained in the space provided below.

	Authority Expenses (Prepaid by Authority)	Employee Expenses							TOTALS
		SUNDAY	MONDAY	TUESDAY 6/24/16	WEDNESDAY 6/29/16	THURSDAY	FRIDAY	SATURDAY	
Air Fare, Railroad, Bus (attach copy of itinerary w/charges)	244.98								0.00
Conference Fees (provide copy of flyer/registration expenses)	225.00								0.00
Rental Car*									0.00
Gas and Oil*									0.00
Garage/Parking*									0.00
Mileage - attach mileage form*									0.00
Taxi and/or Shuttle Fare (include tips pd.)*				20.00					20.00
Hotel*				263.95					263.95
Telephone, Internet and Fax*									0.00
Laundry*									0.00
Tips - separately paid (maids, bellhop, other hotel svcs.)									0.00
Meals (include tips pd.)				5.29					5.29
Breakfast*									0.00
Lunch*									0.00
Dinner*				35.21					35.21
Other Meals*									0.00
Alcohol is a non-reimbursable expense									
Hospitality ¹ *									0.00
Miscellaneous: Hotel High Speed Internet									0.00
									0.00
*Provide detailed receipts									0.00
Total Expenses prepaid by Authority	469.96	0.00	0.00	324.45	0.00	0.00	0.00	0.00	324.45

Explanation:	Total Expenses Prepaid by Authority	469.96
	Total Expenses Pd. by Employee (including cash advances)	324.45
	Grand Trip Total	794.41
	Less Cash Advance (attach copy of Authority ck)	0.00
	Less Expenses Prepaid by Authority	469.96
	Due Traveler (positive amount) ²	
	Due Authority (negative amount) ³	324.45

Note: Send this report to Accounting even if the amount is \$0.

I as traveler or administrator acknowledge that I have read, understand and agree to Authority policies 3.40 - Travel and Lodging Expense Reimbursement Policy⁴ and 3.30 - Business Expense Reimbursement Policy⁵ and that any purchases/claims that are not allowed will be my responsibility. I further certify that this report of travel expenses were incurred in connection with official Authority business and is true and correct.

Prepared By: Dawn D'Acquisto Ext.: 2553
 Traveler Signature: [Signature] Date: 6/16/16
 Approved By: _____ Date: _____

AUTHORITY CLERK CERTIFICATION ON BEHALF OF EXECUTIVE COMMITTEE (To be certified if used by President/CEO, Gen. Counsel, or Chief Auditor)

I, _____ hereby certify that this document was approved by the Executive Committee at its _____ meeting.
 (Please leave blank. Whoever clerk's the meeting will insert their name and title.)
 (Leave blank and we will insert the meeting date.)

Failure to attach required documentation will result in the delay of processing reimbursement. If you have any questions, please see your department Administrative Assistant or call Accounting at ext. 2806.



Hyatt Regency Sacramento
 at Capitol Park
 1209 L Street
 Sacramento, CA 95814
 916 443 1234
 916 321 3618

INFORMATION INVOICE

Payee Paul Robinson
 3225 N Harbor Dr
 San Diego CA 92101
 United States

Room No. 0732
 Arrival 05-24-16
 Departure 05-25-16
 Page No. 1 of 1
 Follo Window 1
 Follo No.

Confirmation No. 1582586301
 Group Name San Diego Chamber Commerce
 Booking No. 32DN45L2

Date	Description	Charges	Credits
05-24-16	Servibar Food Room# 0732 : CHECK# 78193 Coppola Chardonnay 3	19.53	
05-24-16	Group Room	229.00	
05-24-16	Occupancy Tax	27.48	
05-24-16	Sacramento Tourism Assessment	6.87	
05-24-16	CA Tourism Assessment	0.60	
05-24-16	American Express		283.48
Total		283.48	283.48

Guest Signature

Balance

0.00

~~19.53~~

To be reimbursed \$ 263.95

I agree that my liability for this bill is not waived and I agree to be held personally liable in the event that the indicated person, company or association fails to pay for any part or the full amount of these charges.

WE HOPE YOU ENJOYED YOUR STAY WITH US!

Hyatt Gold Passport Summary

No Membership to be credited

Join Hyatt Gold Passport today and start earning points for stays, dining and more. Visit goldpassport.com

Thank you for choosing Hyatt Regency Sacramento. We hope that you enjoyed your stay with us. Our goal is to exceed our guests' expectations. If you have any comments regarding your stay please share them with us.

Consumer Affairs: Ernesto Fernandez, 916-321-3632 or Ernesto.Fernandez@hyatt.com

LOST & FOUND: www.leftmystuff.com

CLICK "Get it back now!"

Client Identification Number = 49317

Please remit payment to:
 Hyatt Regency Sacramento
 PO Box 202649
 Dallas, TX 75320-2649

For inquiries concerning your bill please call 888-588-4384



1801 Capitol Ave.
 Sacramento CA 95814
 916.441.0303
 www.zocalosacramento.com

5/24/2016 9:03:43 PM

Card Type: American Express
 Card Number: XXXXXXXXXX
 Server Name: PABLO M
 Check Number: 273266
 Table Number: 44
 Position Number: 1
Dinner 5/24

TOTAL AMOUNT DUE 35.21

TIP _____
 TOTAL 35.21

Approval: 592911

I AGREE TO COMPLY WITH
 THE CARDHOLDER AGREEMENT

CUSTOMER COPY


RideGreenRide.com

It is not a Limo, It is not a Taxi

It is a LIMAXI

Date: 5/24/16 Home To Airport
 Amount: \$16 + \$4 = \$20

OFFICIAL TRANSPORTATION RECEIPT
 (619) 200-2060



Einstein Bagels
 3225 North Harbor Drive
 San Diego, CA

ORDER #762

Host: Cashier 1 05/24/2016
 ORDER #762 10:01 AM
 20313

Bottle Water	<i>Breakfast</i>	2.40
Hot Tea Lg		2.50
Subtotal		4.90
Tax		0.39

ToGo Total 5.29

VISA #XXXXXXXXXX
 Auth:05576D \$ 5.29

Thank You !!!

--- Check Closed ---

SAN DIEGO COUNTY REGIONAL AIRPORT AUTHORITY

MISSING RECEIPT FORM

Employee/Department Head must complete form below.

Date of Purchase/Event: 3/24

Description of Item/Event: Dinner

Vendor/Event Name: Zacata

Dollar Amount: \$35²¹

Reason for Missing Receipt: Dinner was split w/ many people
check w/ Mike Kolis

I hereby certify that the original receipt in question was lost or none was issued to me.


Employee Signature

6/3/16
Date

Department Head Signature

Date

SAN DIEGO COUNTY REGIONAL AIRPORT AUTHORITY
OUT-OF-TOWN TRAVEL REQUEST

GENERAL INSTRUCTIONS:

- A. All travel requests must conform to applicable provisions of Policies 3.30 and 3.40.
- B. Personnel traveling at Authority expense shall, consistent with the provisions of Policies 3.30 and 3.40, use the most economical means available to affect the travel.

1. TRAVELER:

Travelers Name: Paul Robinson Dept: 2

Position: Board Member President/CEO Gen. Counsel Chief Auditor

All other Authority employees (does not require executive committee administrator approval)

2. DATE OF REQUEST: 03/17/2016 PLANNED DATE OF DEPARTURE/RETURN: 5/24/2016 / 5/25/2016

3. DESTINATIONS/PURPOSE (Provide detailed explanation as to the purpose of the trip— continue on extra sheets of paper as necessary):

Destination: Sacramento, CA Purpose: Attend Conference
Explanation: San Diego Regional Chamber of Commerce "Chamber Leadership Delegation to Sacramento"

4. PROJECTED OUT-OF-TOWN TRAVEL EXPENSES

A. TRANSPORTATION COSTS:

• AIRFARE	\$ 300.00
• OTHER TRANSPORTATION (Taxi, Train, Car Rental)	\$ 100.00
B. LODGING	\$ 280.00
C. MEALS	\$ 150.00
D. SEMINAR AND CONFERENCE FEES	\$ 225.00
E. ENTERTAINMENT (If applicable)	\$
F. OTHER INCIDENTAL EXPENSES	\$
TOTAL PROJECTED TRAVEL EXPENSE	\$ 1,035.00

CERTIFICATION BY TRAVELER By my signature below, I certify that the above listed out-of-town travel and associated expenses conform to the Authority's Policies 3.30 and 3.40 and are reasonable and directly related to the Authority's business.

Travelers Signature:  Date: 4/5/16

CERTIFICATION BY ADMINISTRATOR (Where Administrator is the Executive Committee, the Authority Clerk's signature is required).

By my signature below, I certify the following:

1. I have conscientiously reviewed the above out-of-town travel request and the details provided on the reverse.
2. The concerned out-of-town travel and all identified expenses are necessary for the advancement of the Authority's business and reasonable in comparison to the anticipated benefit to the Authority.
3. The concerned out-of-town travel and all identified expenses conform to the requirements and intent of Authority's Policies 3.30 and 3.40.

Administrator's Signature: _____ Date: _____

AUTHORITY CLERK CERTIFICATION ON BEHALF OF EXECUTIVE COMMITTEE

Tony R. Russell, Authority Clerk, hereby certify that this document was approved
(Please leave blank. Whoever clerk's the meeting will insert their name and title.)

by the Executive Committee at its 4/4/16 meeting.
(Leave blank and we will insert the meeting date.)



Traveltrust Corporation
 374 North Coast Hwy 101, Suite F
 Encinitas, CA 92024
 Phone: (760) 635-1700



Wednesday, 6APR 2016 06:23 PM EDT

Passengers: PAUL ROBINSON


Agency Reference Number: MZERQY


Click here to view your current itinerary or ETicket receipt on-line: tripcase.com

Southwest Airlines Confirmation R34PDC

Please review your itinerary and report any discrepancies to Traveltrust within 24hrs of receipt
 Be sure to visit www.traveltrust.com for additional travel information

You are a valued client and we want to do everything possible to make your trip enjoyable and worry free.
 Because the unexpected can occur, we offer the Travel Insured Plan. It has excellent
 benefits and combines insurance coverage with Emergency Hotline Services. Please click the following link
 for a free quote or more information. [Click Here](#) (Currently Available For U.S. Departures Only)

AIR	Tuesday, 24MAY 2016	
Southwest Airlines From: San Diego CA, USA To: Sacramento CA, USA Stops: Nonstop		Flight Number: 1981 Class: T-Coach/Economy Depart: 11:50 AM Arrive: 01:20 PM Duration: 1 hour(s) 30 minute(s) Status: CONFIRMED Miles: 468 / 749 KM
Equipment: Boeing 737-700 Jet DEPARTS SAN TERMINAL 1 - ARRIVES SMF CENTRAL TERMINAL B Southwest Airlines Confirmation number is R34PDC		

AIR	Wednesday, 25MAY 2016	
Southwest Airlines From: Sacramento CA, USA To: San Diego CA, USA Stops: Nonstop		Flight Number: 4054 Class: M-Coach/Economy Depart: 06:10 PM Arrive: 07:35 PM Duration: 1 hour(s) 25 minute(s) Status: CONFIRMED Miles: 468 / 749 KM
Equipment: Boeing 737-700 Jet DEPARTS SMF CENTRAL TERMINAL B - ARRIVES SAN TERMINAL 1 Southwest Airlines Confirmation number is R34PDC		

A PORTION OF THIS TRIP MAY BE REFUNDABLE. PLEASE RETURN
 UNUSED PORTIONS TO TRAVELTRUST FOR POSSIBLE REFUND.
 SOUTHWEST AIRLINES CONFIRMATION NUMBER - R34PDC
 FOR EMERGENCY SERVICE FROM UNITED STATES - 888-221-6043

Ticket/Invoice Information

Ticket for: PAUL ROBINSON
 Ticket Nbr: WN2198792531 Electronic Tkt: No Amount: 214.96
 Base: 173.73 Tax: 41.23
 Charged to: AX*****

Service fee: PAUL ROBINSON
Date issued: 4/6/2016
Document Nbr: XD0674552082 Amount: 30.00
Charged to: AX*****

Total Tickets: 214.96
Total Fees: 30.00
Total Amount: 244.96

Click here 24 hours in advance to obtain boarding passes:
[SOUTHWEST](#)

Click here to review Baggage policies and guidelines:
[SOUTHWEST](#)

TSA Guidance- a government issued photo id is needed for checkin.
Please allow minimum 3 hour check-in for International flights and 2 hours for Domestic.
For Additional security information visit www.tsa.gov.

Thank you for choosing Traveltrust!

Our Business Hours are 1am-5:30pm Pacific Monday - Friday.

Saturday from 9am-1pm Pacific.

For EMERGENCY AFTERHOURS assistance in the US, please call 888-221-6043 and use VIP Code SJE72.

You can also use the Direct Dial Number 682-233-1914 or the collect number 682-647-0061.


Each call is billable at a minimum \$25.00.

CHAMBER DELEGATION TO SACRAMENTO

MAY 24 & 25

DELEGATE APPLICATION

Please save this file onto your computer before completing it.




PARTICIPATION OPTIONS

Early Bird Pricing: \$225/members, \$359/non-members

After 04/15/16: \$300/members, \$359/non-members

Includes an evening reception, all meetings, breakfast and lunch.



HOTEL

Hyatt Regency Sacramento, 1209 L St, Sacramento, CA 95814 | 888-421-1442

Attendees must mention the room block "San Diego Chamber Delegation" when booking to receive the discounted rate or reserve online by visiting <http://resweb.passkey.com/go/2016SDCC>. This rate is good until April 29, 2016.

Name(s) Paul Robinson
Company San Diego County Regional Airport Authority
Address 3225 N Harbor Dr. City San Diego State CA Zip 92101
Telephone 619-400-2550 Mobile phone (for emergencies) _____
E-mail [REDACTED]

Email this form **along with a 250-word biography and headshot** to ktruong@sdchamber.org.

*Biography and headshot must be received by **May 10th** to be included in the program.*

Credit Card Number _____ Expiration Date: [REDACTED] CVV [REDACTED]

Name on Card [REDACTED]

Check Enclosed (Please make check payable to *San Diego Regional Chamber of Commerce*)

HYATT REGENCY SACRAMENTO

Early Bird Pricing: \$225/members, \$350/non-members

After 04/15/16: \$299/members, \$350/non-members

For full details, visit sdchamber.org/event/sacramento16

PAYMENT

San Diego Regional Chamber of Commerce
402 West Broadway, Suite 1000
San Diego, CA 92101
(619) 544-1300



San Diego County Regional Airport Authority
P.O. Box 82776,
San Diego, CA 92138-2776
Paul Robinson


Payment #	PAY-16-013017
Payment Date	4/5/2016 4:53 PM
Amount Paid	\$225.00
Payment Status	Approved

Item	Unit Cost	Quantity	Total Price
Early Bird Member Fee	\$225.00	1.0	\$225.00
Memo:	Total \$225.00		
	Amount Applied \$225.00		
	Balance Remaining \$0.00		

Please make checks payable to San Diego Regional Chamber of Commerce or pay by credit card by calling 619-544-1300.
92% of Chamber dues can be deducted as a business expense as allowed by law. Please consult your tax advisor.

Levy-Mayer Ariel

From: The Hyatt Regency Sacramento <groupcampaigns@pkghlrss.com>
Sent: Tuesday, April 05, 2016 2:49 PM
To: Levy-Mayer Ariel
Subject: Hyatt Regency Sacramento Reservation Confirmation



SAN DIEGO CHAMBER LEADERSHIP DELEGATION ~ 24-May-2016 - 25-May-2016 ~ Hyatt Regency Sacramento

Dear paul robinson,
We are pleased to confirm your reservations at the Hyatt Regency Sacramento. The staff of the Hyatt Regency Sacramento is looking forward to your arrival as part of the SAN DIEGO CHAMBER LEADERSHIP DELEGATION. Should your travel plans change and you need to make changes to your reservations, please [click here](#) or call .
Wondering what to do with your free time while staying at the Hyatt Regency Sacramento, [click here](#) for some of the area's attractions and events.
We look forward to welcoming you to the Hyatt Regency Sacramento.

- The Staff of the Hyatt Regency Sacramento

Reservation Details

Online Confirmation:	32DN45L2
Date Booked:	05-Apr-2016
Reservation Name:	paul robinson
Arrival Date:	24-May-2016
Departure Date:	25-May-2016
Room Type:	King
Number of Rooms:	1

Number of Guests:	1			
	Date	Guest(s)	Status	Rate
	24-May-2016	1	Confirmed	229.00
Night by Night Rate:	Additional Guest	Rate		
	Second Guest	0.00		
	Third Guest	25.00		
	Fourth Guest	25.00		
	Fifth Guest	0.00		
Total Charge:	229.00			
Tax Disclosure:	Occupancy Tax is 12% , plus 3% Sacramento Tourism Assessment and \$0.60 California Tourism Assessment.			
Cancel Policy:	Cancel by 3pm(PST) day before arrival to avoid a one night's room/tax penalty.			

x	x	x
Dawson's	Amourath 1819	Vines Café

SAN DIEGO COUNTY REGIONAL AIRPORT AUTHORITY
OUT-OF-TOWN TRAVEL REQUEST

GENERAL INSTRUCTIONS:

- A. All travel requests must conform to applicable provisions of Policies 3.30 and 3.40.
- B. Personnel traveling at Authority expense shall, consistent with the provisions of Policies 3.30 and 3.40; use the most economical means available to affect the travel.

1. TRAVELER:

Travelers Name: Paul Robinson Dept: 2
Position: Board Member President/CEO Gen. Counsel Chief Auditor
 All other Authority employees (does not require executive committee administrator approval)

2. DATE OF REQUEST: 03/17/2016 PLANNED DATE OF DEPARTURE/RETURN: 5/24/2016 / 5/25/2016

3. DESTINATIONS/PURPOSE (Provide detailed explanation as to the purpose of the trip-- continue on extra sheets of paper as necessary):

Destination: Sacramento, CA Purpose: Attend Conference
Explanation: San Diego Regional Chamber of Commerce "Chamber Leadership Delegation to Sacramento"

4. PROJECTED OUT-OF-TOWN TRAVEL EXPENSES

A. TRANSPORTATION COSTS:

• AIRFARE	\$ 300.00
• OTHER TRANSPORTATION (Taxi, Train, Car Rental)	\$ 100.00
B. LODGING	\$ 260.00
C. MEALS	\$ 150.00
D. SEMINAR AND CONFERENCE FEES	\$ 225.00
E. ENTERTAINMENT (If applicable)	\$
F. OTHER INCIDENTAL EXPENSES	\$
TOTAL PROJECTED TRAVEL EXPENSE	\$ 1,035.00

CERTIFICATION BY TRAVELER By my signature below, I certify that the above listed out-of-town travel and associated expenses conform to the Authority's Policies 3.30 and 3.40 and are reasonable and directly related to the Authority's business.

Travelers Signature: _____ Date: _____

CERTIFICATION BY ADMINISTRATOR (Where Administrator is the Executive Committee, the Authority Clerk's signature is required).

By my signature below, I certify the following:

1. I have conscientiously reviewed the above out-of-town travel request and the details provided on the reverse.
2. The concerned out-of-town travel and all identified expenses are necessary for the advancement of the Authority's business and reasonable in comparison to the anticipated benefit to the Authority.
3. The concerned out-of-town travel and all identified expenses conform to the requirements and intent of Authority's Policies 3.30 and 3.40.

Administrator's Signature: _____ Date: _____

AUTHORITY CLERK CERTIFICATION ON BEHALF OF EXECUTIVE COMMITTEE

I, Tony R. Russell, Authority Clerk, hereby certify that this document was approved
(Please leave blank. Whoever clerk's the meeting will insert their name and title.)
by the Executive Committee at its 4/4/16 meeting.
(Leave blank and we will insert the meeting date.)

« All Events (<http://sdchamber.org/events/>)

CHAMBER LEADERSHIP DELEGATION TO SACRAMENTO

May 24 @ 4:00 pm - May 25 @ 5:00 pm



Lead the charge as the San Diego Regional Chamber of Commerce heads to Sacramento to bring local, regional and state leaders together to discuss policy priorities that are in the best interest of business and job creation in the San Diego-Baja mega region on Tuesday, May 24th and Wednesday, May 25th, 2016.

Similar to the San Diego Chamber's popular One Region, One Voice Mission to Washington, DC and California-Mexico Trade Initiative, this trip provides the opportunity to participate in exclusive high-level meetings, discuss industry specific issues, and network with regional and state officials and business leaders.

The trip to Sacramento is critically important in sharing the needs of San Diego's binational business community with elected officials and agencies at the state level. It is up to us to make sure that our leaders in Sacramento understand how to help businesses grow by making our voices heard on the issues that are pertinent to our mega region. The policy areas and issues we will be addressing on the trip include:

- Regulatory & tax reform
- CEQA reform
- Predictive scheduling
- Infrastructure funding
- Tourism
- Transportation and transit funding
- Workforce training
- Healthcare reimbursement rates
- Water issues
- Affordable housing
- Improving international trade and commerce

EVENT DETAILS

Date: Tuesday, May 24 (4:00 pm) – Wednesday, May 25 (5:00 pm)

Location: Hyatt Regency Sacramento | 1209 L St, Sacramento, CA 95814

Event Contact: Katie Truong | 619-544-1370 | ktruong@sdchamber.org
(<mailto:ktruong@sdchamber.org>)

REGISTRATION COST

Chamber Members:

\$225 per person (*until April 15*) – EARLY BIRD

\$300 per person (*after April 15*)

Non-Members:

\$350 per person

HOTEL

Hyatt Regency Sacramento

(<http://sacramento.hyatt.com/en/hotel/home.html>)

1209 L St, Sacramento, CA 95814

We have secured a special room rate of \$229++ per night for single and double occupancy. Attendees must mention the room block "**San Diego Chamber Delegation**" when booking to receive the discounted rate.

Attendees can make reservations by calling 888-421-1442 or following this link (<https://resweb.passkey.com/go/2016SDCC>) to reserve online. Please make your hotel reservation by Friday, April 29, 2016 to

secure this special rate within the room block. Reservation requests received after the cut-off date will be based on availability at the Hotel's prevailing rate.

SUGGESTED FLIGHTS

The first meeting will begin at 4:00 pm on Tuesday, May 24. Below are some suggested flight options:

Tuesday, May 24:

- Southwest Flight 1981, Departing SAN (11:50 am), Arriving SMF (1:20 pm), or
- Southwest Flight 3826, Departing SAN (1:25 pm), Arriving SMF (2:55 pm)

Wednesday, May 25:

- Southwest Flight 4054, Departing SMF (6:10 pm), Arriving SAN (7:35 pm)

SPONSORS

Event Sponsors:

CHAMBER PARTNER:

blue shield of california

(<https://www.blueshieldca.com/>)



SeaWorld
SeaWorldSanDiego.com

(<https://seaworldparks.com/en/seaworld-sandiego/>)

RANCHO GUEJITO

EST. 1845

UC San Diego Health
(<http://health.ucsd.edu/>)

Sponsorship Opportunities:

Numerous sponsorship opportunities are available for this event. Contact Sherman Stocker at sstocker@sdchamber.org (<mailto:sstocker@sdchamber.org>) or (619) 544-1354 for more information.

APPLICATION

BUSINESS EXPENSE

LLOYD HUBBS

SAN DIEGO COUNTY REGIONAL AIRPORT AUTHORITY

2016

MONTHLY MILEAGE and PARKING FEE REIMBURSEMENT REPORT

EMPLOYEE NAME <i>LLLOYD HUBBS</i>			PERIOD COVERED <i>May / June</i>	
DEPARTMENT/DIVISION <i>BOARD</i>				
Date	Miles driven	Destination and purpose of trip	Parking fees & other transportation costs paid	\$\$\$
<i>5-9-16</i>	<i>60</i>	<i>BOARD RM</i>		
<i>4-23-16</i>	<i>60</i>	<i>BOARD RM</i>		
SUBTOTAL <i>120-</i>			SUBTOTAL	-

Computation of Reimbursement

REIMBURSEMENT RATE: (see below) *	Rate as of January 2016	X	-
			0.540
TOTAL MILEAGE REIMBURSEMENT			<i>120-</i>
PARKING FEES/TOLL CHARGES (ATTACH RECEIPTS)			-
TOTAL REIMBURSEMENT REQUESTED			\$ <i>64.90</i>

I acknowledge that I have read, understand and agree to *Authority Policy 3.30 - Business Expense Reimbursement Policy and that any purchases/claims that are not allowed will be my responsibility. I further certify that this report of business expenses were incurred in connection with official Authority business and is true and correct.
Business Expense Reimbursement Policy 3.30

[Signature]
 SIGNATURE OF EMPLOYEE

DEPT./DIV. HEAD APPROVAL

SAN DIEGO COUNTY
REGIONAL AIRPORT AUTHORITY

Board Members

C. April Boling
Board Chair

Greg Cox
Jim Desmond
Robert H. Gleason
Lloyd B. Hubbs
Jim Janney
Mark Kersey
Paul Robinson
Mary Sesson

DRAFT
BOARD
AGENDA

Thursday, July 21, 2016
9:00 A.M.

San Diego International Airport
SDCRAA Administration Building – Third Floor
Board Room
3225 N. Harbor Drive
San Diego, California 92101

Ex-Officio Board Members

Laurie Berman
Eraina Ortega
Col. Jason Woodworth

President / CEO

Thella F. Bowens

Live webcasts of Authority Board meetings can be accessed at
<http://www.san.org/Airport-Authority/Meetings-Agendas/Authority-Board>

This Agenda contains a brief general description of each item to be considered. The indication of a recommended action does not indicate what action (if any) may be taken. ***Please note that agenda items may be taken out of order.*** If comments are made to the Board without prior notice or are not listed on the Agenda, no specific answers or responses should be expected at this meeting pursuant to State law.

Staff Reports and documentation relating to each item of business on the Agenda are on file in Corporate & Information Governance and are available for public inspection.

NOTE: Pursuant to Authority Code Section 2.15, all Lobbyists shall register as an Authority Lobbyist with the Authority Clerk within ten (10) days of qualifying as a lobbyist. A qualifying lobbyist is any individual who receives \$100 or more in any calendar month to lobby any Board Member or employee of the Authority for the purpose of influencing any action of the Authority. To obtain Lobbyist Registration Statement Forms, contact the Corporate & Information Governance/Authority Clerk Department.

PLEASE COMPLETE A "REQUEST TO SPEAK" FORM PRIOR TO THE COMMENCEMENT OF THE MEETING AND SUBMIT IT TO THE AUTHORITY CLERK. ***PLEASE REVIEW THE POLICY FOR PUBLIC PARTICIPATION IN BOARD AND BOARD COMMITTEE MEETINGS (PUBLIC COMMENT) LOCATED AT THE END OF THE AGENDA.***

The Authority has identified a local company to provide oral interpreter and translation services for public meetings. If you require oral interpreter or translation services, please telephone the Corporate & Information Governance /Authority Clerk Department with your request at (619) 400-2400 at least three (3) working days prior to the meeting.

CALL TO ORDER:

PLEDGE OF ALLEGIANCE:

ROLL CALL:

PRESENTATIONS:

REPORTS FROM BOARD COMMITTEES, AD HOC COMMITTEES, AND CITIZEN COMMITTEES AND LIAISONS:

STANDING BOARD COMMITTEES

- **AUDIT COMMITTEE:**
Committee Members: Gleason, Hollingworth, Hubbs, Robinson (Chair), Sessom, Tartre, Van Sambeek
- **CAPITAL IMPROVEMENT PROGRAM OVERSIGHT COMMITTEE:**
Committee Members: Gleason, Hubbs (Chair), Janney, Robinson
- **EXECUTIVE PERSONNEL AND COMPENSATION COMMITTEE:**
Committee Members: Boling, Cox, Desmond (Chair), Hubbs, Sessom
- **FINANCE COMMITTEE:**
Committee Members: Boling (Chair), Cox, Janney, Sessom

ADVISORY COMMITTEES

- **AUTHORITY ADVISORY COMMITTEE:**
Liaison: Robinson (Primary), Boling
- **ART ADVISORY COMMITTEE:**
Committee Member: Gleason

LIAISONS

- **AIRPORT LAND USE COMPATIBILITY PLAN:**
Liaison: Janney
- **CALTRANS:**
Liaison: Berman

- **INTER-GOVERNMENTAL AFFAIRS:**
Liaison: Cox
- **MILITARY AFFAIRS:**
Liaison: Woodworth
- **PORT:**
Liaisons: Boling, Cox, Gleason (Primary), Robinson
- **WORLD TRADE CENTER:**
Representatives: Gleason (Primary)

BOARD REPRESENTATIVES (EXTERNAL)

- **SANDAG TRANSPORTATION COMMITTEE:**
Representatives: Boling (Alternate), Janney (Primary)

CHAIR'S REPORT:

PRESIDENT/CEO'S REPORT:

NON-AGENDA PUBLIC COMMENT:

Non-Agenda Public Comment is reserved for members of the public wishing to address the Board on matters for which another opportunity to speak **is not provided on the Agenda**, and which is within the jurisdiction of the Board. Please submit a completed speaker slip to the Authority Clerk. ***Each individual speaker is limited to three (3) minutes. Applicants, groups and jurisdictions referring items to the Board for action are limited to five (5) minutes.***

Note: Persons wishing to speak on specific items should reserve their comments until the specific item is taken up by the Board.

CONSENT AGENDA (Items 1-12):

The consent agenda contains items that are routine in nature and non-controversial. Some items may be referred by a standing Board Committee or approved as part of the budget process. The matters listed under 'Consent Agenda' may be approved by one motion. Any Board Member may remove an item for separate consideration. Items so removed will be heard before the scheduled New Business Items, unless otherwise directed by the Chair.

1. APPROVAL OF MINUTES:

The Board is requested to approve minutes of prior Board meetings.
RECOMMENDATION: Approve the minutes of the April 21, 2016 and June 13, 2016 special meetings; and June 23, 2016 regular meeting.

2. ACCEPTANCE OF BOARD AND COMMITTEE MEMBERS WRITTEN REPORTS ON THEIR ATTENDANCE AT APPROVED MEETINGS AND PRE-APPROVAL OF ATTENDANCE AT OTHER MEETINGS NOT COVERED BY THE CURRENT RESOLUTION:

The Board is requested to accept the reports.

RECOMMENDATION: Accept the reports and pre-approve Board member attendance at other meetings, trainings and events not covered by the current resolution.

(Corporate & Information Governance: Tony Russell, Director/Authority Clerk)

3. AWARDED CONTRACTS, APPROVED CHANGE ORDERS FROM MAY 27, 2016 THROUGH JUNE 26, 2016 AND REAL PROPERTY AGREEMENTS GRANTED AND ACCEPTED FROM MAY 27, 2016 THROUGH JUNE 26, 2016:

The Board is requested to receive the report.

RECOMMENDATION: Receive the report.

(Procurement: Jana Vargas, Director)

4. JULY 2016 LEGISLATIVE REPORT:

The Board is requested to approve the report.

RECOMMENDATION: Adopt Resolution No. 2016-____, approving the July 2016 Legislative Report.

(Inter-Governmental Relations: Michael Kulis, Director)

5. ANNUAL REVIEW AND AMENDMENT OF THE AIRPORT AUTHORITY'S RECORDS AND INFORMATION MANAGEMENT PROGRAM AND RECORDS RETENTION SCHEDULES:

The Board is requested to approve the amendment.

RECOMMENDATION: Adopt Resolution No. 2016-____, approving the amendments to the Authority's Records and Information Management Program and Records Retention Schedules.

(Corporate & Information Governance: Tony Russell, Director/Authority Clerk)

CLAIMS

6. REJECT THE CLAIM OF JANNA HEAD:

The Board is requested to reject the claim.

RECOMMENDATION: Adopt Resolution No. 2016-____, rejecting the claim of Janna Head.

(Legal: Amy Gonzalez, General Counsel)

COMMITTEE RECOMMENDATIONS

7. APPROVE AND AUTHORIZE THE PRESIDENT/CEO TO EXECUTE AN AGREEMENT WITH TBD FOR THE DESIGN OF AN INTEGRATED PUBLIC ARTWORK FOR THE PARKING PLAZA:

The Board is requested to approve the agreement.

RECOMMENDATION: The Art Advisory Committee recommends that the Board Adopt Resolution No. 2016-_____, approving and authorizing the President/CEO to execute an agreement with Mark Reigelman II for the design of an integrated public artwork for the Parking Plaza.

(Vision, Voice & Engagement: Diana Lucero, Director)

CONTRACTS AND AGREEMENTS

8. AWARD A CONTRACT TO _____ FOR SOLID WASTE DISPOSAL AND RECYCLING FACILITY AT SAN DIEGO INTERNATIONAL AIRPORT:

The Board is requested to award the contract.

RECOMMENDATION: Adopt Resolution No. 2016-_____, awarding a contract to _____, in the amount of \$_____ for Project No. 104193, Solid Waste Disposal and Recycling Facility at San Diego International Airport

(Facilities Development: Iraj Ghaemi, Director)

9. AUTHORIZE THE PRESIDENT/CEO TO NEGOTIATE AND EXECUTE AN AGREEMENT WITH KUTAK ROCK LLP FOR BOND COUNSEL SERVICES:

The Board is requested to authorize the agreement.

RECOMMENDATION: Adopt Resolution No. 2016-_____, authorizing the President/CEO to negotiate and execute an agreement with Kutak Rock LLP for bond disclosure legal services for a term of three (3) years with two additional one-year options, and a maximum amount payable of \$300,000.

(Legal: Amy Gonzalez, General Counsel)

CONTRACTS AND AGREEMENTS AND/OR AMENDMENTS TO CONTRACTS AND AGREEMENTS EXCEEDING \$1 MILLION

10. AWARD OF CONTRACT TO VASQUEZ CONSTRUCTION COMPANY FOR T2W FIRST FLOOR RESTROOM REMODEL AT SAN DIEGO INTERNATIONAL AIRPORT:

The Board is requested to award the contract.

RECOMMENDATION: Adopt Resolution No. 2016-_____, awarding a contract to Vasquez Construction Company in the amount of \$1,213,000 for Project 104208, T2W First Floor Restroom Remodel at San Diego International Airport.

(Facilities Development: Iraj Ghaemi, Director)

11. APPROVE AND AUTHORIZE THE PRESIDENT/CEO TO EXECUTE AN ON-CALL AIRSIDE/LANDSIDE ENGINEERING CONSULTANT SERVICES AGREEMENT:

The Board is requested to approve the agreement.

RECOMMENDATION: Adopt Resolution No. 2016-_____, approving and authorizing the President/CEO to execute an On-Call Airside/Landside Engineering Consultant Services Agreement with C&S Engineers, Inc., for a term of three years, with the option for two one-year extensions, in an amount not-to-exceed \$5,000,000, in support of the Capital Improvement Program at San Diego International Airport.

(Facilities Development: Iraj Ghaemi, Director)

12. APPROVE AND AUTHORIZE THE PRESIDENT/CEO TO EXECUTE FIRE ALARM AND RELATED SYSTEMS MAINTENANCE SERVICE AGREEMENT WITH SIEMENS INDUSTRY, INC.:

The Board is requested to approve the agreement.

RECOMMENDATION: Adopt Resolution No. 2016-_____, approving and authorizing the President/CEO to execute fire alarm and related systems maintenance service agreement with Siemens Industry, Inc., for a term of three years, with the option for two one-year extensions to be exercised at the discretion of the President/CEO, for a total not-to-exceed compensation amount of \$1,725,000, for 5 years, to provide fire alarm and related systems maintenance services, at San Diego International Airport (“SDIA”).

(Facilities Management: David LaGuardia, Director)

PUBLIC HEARINGS:

OLD BUSINESS:

NEW BUSINESS:

13. APPROVE AND AUTHORIZE THE PRESIDENT/CEO TO EXECUTE AN AGREEMENT WITH [TBD], FOR AIRPORT SECURITY SYSTEM MAINTENANCE AND REPAIR SERVICES:

The Board is requested to approve the agreement.

RECOMMENDATION: Adopt Resolution No. 2016-_____, approving and authorizing the President/CEO to execute an agreement with [TBD], for airport security system maintenance and repair services for five (5) years, which includes two (2) one-year options exercisable at the sole discretion of the President/CEO, in an amount not to exceed ten million dollars (\$10,000,000).

(Airside Operations/Public Safety and Security: George Condon, Director)

CLOSED SESSION:

- 14. CONFERENCE WITH LEGAL COUNSEL-EXISTING LITIGATION:**
(Cal. Gov. Code § 54956.9(a) and (d)(1).)
Diego Concession Group, Inc. v. San Diego County Regional Airport Authority,
San Diego Superior Court Case No. 37-2012-00088083-CU-BT-CTL
- 15. CONFERENCE WITH LEGAL COUNSEL-EXISTING LITIGATION:**
(Cal. Gov. Code § 54956.9(a) and (d)(1).)
Dryden Oaks, LLC v. San Diego County Regional Airport Authority, et al.,
San Diego Superior Court, North County, Case No. 37-2014-00004077-CU-EINC
- 16. CONFERENCE WITH LEGAL COUNSEL – EXISTING LITIGATION:**
(Cal. Gov. Code § 54956.9(a)):
Maria Paula Bermudez v. San Diego County Regional Airport Authority,
American Airlines, Inc., et al.
San Diego Superior Court Case No. 37-2015-00022911-CU-PO-CTL
- 17. CONFERENCE WITH LEGAL COUNSEL – EXISTING LITIGATION:**
(Cal. Gov. Code §54956.9(a) and (d)(1))
Stanley Moore v. San Diego County Regional Airport Authority, et al.,
San Diego Superior Court Case No. 37-2015-00030676-CU-OE-CTL
- 18. CONFERENCE WITH LEGAL COUNSEL – EXISTING LITIGATION:**
Cal. Gov. Code § 54956.9(a) and (d).
In the matter of the Petition of San Diego County Regional Airport Authority for
Review of Action by the California Regional Water Quality Control Board in
Issuing Order No. R9-2013-0001, as amended by Orders Nos. R9-2015-0001
and R9-2015-0100 (NPDES NO. CAS0109266) [Water Code §§ 13320(a) and
13321(a)]
- 19. CONFERENCE WITH LEGAL COUNSEL – ANTICIPATED LITIGATION:**
(Significant exposure to litigation pursuant to Cal. Gov. Code §§ 54956.9 (b) and
54954.5.)
Re: Investigative Order No. R9-2012-0009 by the California Regional Water
Quality Control Board regarding submission of technical reports pertaining to an
investigation of bay sediments at the Downtown Anchorage Area in San Diego.
Number of potential cases: 1
- 20. CONFERENCE WITH LEGAL COUNSEL – ANTICIPATED LITIGATION:**
(Initiation of litigation pursuant to Cal. Government Code § 54956.9(d).)
Number of cases: 2
- 21. PUBLIC EMPLOYEE PERFORMANCE EVALUATION:**
Cal. Gov. Code §54957
Title: General Counsel

22. PUBLIC EMPLOYEE PERFORMANCE EVALUATION:

Cal. Gov. Code §54957

Title: Chief Auditor

REPORT ON CLOSED SESSION:

NON-AGENDA PUBLIC COMMENT:

Non-Agenda Public Comment is reserved for members of the public wishing to address the Board on matters for which another opportunity to speak **is not provided on the Agenda**, and which is within the jurisdiction of the Board. Please submit a completed speaker slip to the Authority Clerk. ***Each individual speaker is limited to three (3) minutes. Applicants, groups and jurisdictions referring items to the Board for action are limited to five (5) minutes.***

Note: Persons wishing to speak on specific items should reserve their comments until the specific item is taken up by the Board.

GENERAL COUNSEL REPORT:

BUSINESS AND TRAVEL EXPENSE REIMBURSEMENT REPORTS FOR BOARD MEMBERS, PRESIDENT/CEO, CHIEF AUDITOR AND GENERAL COUNSEL WHEN ATTENDING CONFERENCES, MEETINGS, AND TRAINING AT THE EXPENSE OF THE AUTHORITY:

BOARD COMMENT:

ADJOURNMENT:

**Policy for Public Participation in Board, Airport Land Use Commission (ALUC),
 and Committee Meetings (Public Comment)**

- 1) Persons wishing to address the Board, ALUC, and Committees shall complete a “Request to Speak” form prior to the initiation of the portion of the agenda containing the item to be addressed (e.g., Public Comment and General Items). Failure to complete a form shall not preclude testimony, if permission to address the Board is granted by the Chair.
- 2) The Public Comment Section at the beginning of the agenda is limited to eighteen (18) minutes and is reserved for persons wishing to address the Board, ALUC, and Committees on any matter for which another opportunity to speak is not provided on the Agenda, and on matters that are within the jurisdiction of the Board. A second Public Comment period is reserved for general public comment later in the meeting for those who could not be heard during the first Public Comment period.
- 3) Persons wishing to speak on specific items listed on the agenda will be afforded an opportunity to speak during the presentation of individual items. Persons wishing to speak on specific items should reserve their comments until the specific item is taken up by the Board, ALUC and Committees. Public comment on specific items is limited to twenty (20) minutes – ten (10) minutes for those in favor and ten (10) minutes for those in opposition of an item. Each individual speaker will be allowed three (3) minutes, and applicants and groups will be allowed five (5) minutes.
- 4) If many persons have indicated a desire to address the Board, ALUC and Committees on the same issue, then the Chair may suggest that these persons consolidate their respective testimonies. Testimony by members of the public on any item shall be limited to **three (3) minutes per individual speaker and five (5) minutes for applicants, groups and referring jurisdictions.**
- 5) Pursuant to Authority Policy 1.33 (8), recognized groups must register with the Authority Clerk prior to the meeting.
- 6) After a public hearing or the public comment portion of the meeting has been closed, no person shall address the Board, ALUC, and Committees without first obtaining permission to do so.

Additional Meeting Information

NOTE: This information is available in alternative formats upon request. To request an Agenda in an alternative format, or to request a sign language or oral interpreter, or an Assistive Listening Device (ALD) for the meeting, please telephone the Authority Clerk’s Office at (619) 400-2400 at least three (3) working days prior to the meeting to ensure availability.

For your convenience, the agenda is also available to you on our website at www.san.org.

For those planning to attend the Board meeting, parking is available in the public parking lot located directly in front of the Administration Building. Bring your ticket to the third floor receptionist for validation.

You may also reach the Administration Building by using public transit via the San Diego Metropolitan Transit System, Route 992. The MTS bus stop at Terminal 1 is a very short walking distance from the Administration Building. ADA paratransit operations will continue to serve the Administration Building as required by Federal regulation. For MTS route, fare and paratransit information, please call the San Diego MTS at (619) 233-3004 or 511. For other Airport related ground transportation questions, please call (619) 400- 2685.

UPCOMING MEETING SCHEDULE

<i>Date</i>	<i>Day</i>	<i>Time</i>	<i>Meeting Type</i>	<i>Location</i>
September 15	Thursday	9:00 a.m.	Regular	Board Room

Board Members

C. April Boling
Board Chair
Greg Cox
Jim Desmond
Robert H. Gleason
Lloyd B. Hubbs
Jim Janney
Mark Kersey
Paul Robinson
Mary Sessom

Ex-Officio Board Members

Laurie Berman
Eraina Ortega
Col. Jason Woodworth

President / CEO

Thella F. Bowens

DRAFT
AIRPORT LAND USE COMMISSION
AGENDA

Thursday, July 21, 2016
9:00 A.M. or immediately following the Board Meeting

San Diego International Airport
SDCRAA Administration Building – Third Floor
Board Room
3225 N. Harbor Drive
San Diego, California 92101

***Live webcasts of Authority Board meetings can be accessed at
<http://www.san.org/Airport-Authority/Meetings-Agendas/ALUC>***

Pursuant to California Public Utilities Code §§ 21670-21679.5, the Airport Land Use Commission ("Commission") is responsible for coordinating the airport planning of public agencies within San Diego County. The Commission has the legal responsibility to formulate airport land use compatibility plans ("ALUCPs") that will (a) provide for the orderly growth of each public airport and the areas surrounding the airport within the County and (b) safeguard the general welfare of the inhabitants within the vicinity of each airport and the public in general. Pursuant to §21670.3, the San Diego County Regional Airport Authority serves as the Commission.

This Agenda contains a brief general description of each item to be considered. The indication of a recommended action does not indicate what action (if any) may be taken. **Please note that agenda items may be taken out of order.** If comments are made to the Commission without prior notice or are not listed on the Agenda, no specific answers or responses should be expected at this meeting pursuant to State law.

Staff Reports and documentation relating to each item of business on the Agenda are on file in the Corporate & Information Governance/Authority Clerk Department and are available for public inspection.

NOTE: Pursuant to Authority Code Section 2.15, all Lobbyists shall register as an Authority Lobbyist with the Authority Clerk within ten (10) days of qualifying as a lobbyist. A qualifying lobbyist is any individual who receives \$100 or more in any calendar month to lobby any Commission Member or employee of the Authority for the purpose of influencing any action of the Authority. To obtain Lobbyist Registration Statement Forms, contact the Corporate & Information Governance/Authority Clerk Department.

PLEASE COMPLETE A "REQUEST TO SPEAK" FORM PRIOR TO THE COMMENCEMENT OF THE MEETING AND SUBMIT IT TO THE AUTHORITY CLERK. **PLEASE REVIEW THE POLICY FOR PUBLIC PARTICIPATION IN BOARD AND BOARD COMMISSION MEETINGS (PUBLIC COMMENT) LOCATED AT THE END OF THE AGENDA.**

CALL TO ORDER:

PLEDGE OF ALLEGIANCE:

ROLL CALL:

NON-AGENDA PUBLIC COMMENT:

Non-Agenda Public Comment is reserved for members of the public wishing to address the Commission on matters for which another opportunity to speak **is not provided on the Agenda**, and which is within the jurisdiction of the Commission. Please submit a completed speaker slip to the Authority Clerk. ***Each individual speaker is limited to three (3) minutes. Applicants, groups and jurisdictions referring items to the Board for action are limited to five (5) minutes.***

Note: Persons wishing to speak on specific items should reserve their comments until the specific item is taken up by the Commission.

CONSENT AGENDA (Items 1- 3):

The Consent Agenda contains items that are routine in nature and non-controversial. It also contains consistency determinations that have been deemed consistent or conditionally consistent. The matters listed under ‘Consent Agenda’ may be approved by one motion. Any Commission Member may remove an item for separate consideration. Items so removed will be heard before the scheduled New Business items, unless otherwise directed by the Chair.

1. APPROVAL OF MINUTES:

The Airport Land Use Commission is requested to approve minutes of prior Commission meetings.

RECOMMENDATION: Approve the minutes of the June 23, 2016 regular meeting.

CONSISTENCY DETERMINATIONS

2. REPORT OF LAND USE ACTIONS DETERMINED TO BE CONSISTENT WITH AIRPORT LAND USE COMPATIBILITY PLANS:

The Commission is requested to receive a report of land use actions determined by staff to be consistent with Airport Land Use Compatibility Plans.

RECOMMENDATION: Receive the report.

(Airport Planning: Angela Jamison, Manager)

3. CONSISTENCY DETERMINATION – SAN DIEGO INTERNATIONAL AIRPORT - AIRPORT LAND USE COMPATIBILITY PLAN – CONSTRUCTION OF DETACHED RESIDENTIAL UNIT AT 2670 E STREET, CITY OF SAN DIEGO:

The Commission is requested to make a consistency determination on a proposed project in the City of San Diego.

RECOMMENDATION: Adopt Resolution No. 2016-_____ ALUC, making the determination that the project is conditionally consistent with the San Diego International Airport - Airport Land Use Compatibility Plan.

(Airport Planning: Angela Jamison, Manager)

PUBLIC HEARINGS:

OLD BUSINESS:

NEW BUSINESS:

4. STATUS UPDATE AND POSSIBLE POLICY DIRECTION ON AIRPORT LAND USE COMPATIBILITY PLANS:

The Commission is requested to receive a status update presentation on Airport Land Use Compatibility Plans.

RECOMMENDATION: Receive the presentation and possibly provide policy direction to staff.

(Airport Planning: Angela Jamison, Manager)

COMMISSION COMMENT:

ADJOURNMENT:

Policy for Public Participation in Board, Airport Land Use Commission (ALUC), and Committee Meetings (Public Comment)

- 1) Persons wishing to address the Board, ALUC, and Committees shall complete a “Request to Speak” form prior to the initiation of the portion of the agenda containing the item to be addressed (e.g., Public Comment and General Items). Failure to complete a form shall not preclude testimony, if permission to address the Board is granted by the Chair.
- 2) The Public Comment Section at the beginning of the agenda is limited to eighteen (18) minutes and is reserved for persons wishing to address the Board, ALUC, and Committees on any matter for which another opportunity to speak is not provided on the Agenda, and on matters that are within the jurisdiction of the Board. A second Public Comment period is reserved for general public comment later in the meeting for those who could not be heard during the first Public Comment period.
- 3) Persons wishing to speak on specific items listed on the agenda will be afforded an opportunity to speak during the presentation of individual items. Persons wishing to speak on specific items should reserve their comments until the specific item is taken up by the Board, ALUC and Committees. Public comment on specific items is limited to twenty (20) minutes – ten (10) minutes for those in favor and ten (10) minutes for those in opposition of an item. Each individual speaker will be allowed three (3) minutes, and applicants and groups will be allowed five (5) minutes.
- 4) If many persons have indicated a desire to address the Board, ALUC and Committees on the same issue, then the Chair may suggest that these persons consolidate their respective testimonies. Testimony by members of the public on any item shall be limited to **three (3) minutes per individual speaker and five (5) minutes for applicants, groups and referring jurisdictions.**
- 5) Pursuant to Authority Policy 1.33 (8), recognized groups must register with the Authority Clerk prior to the meeting.
- 6) After a public hearing or the public comment portion of the meeting has been closed, no person shall address the Board, ALUC, and Committees without first obtaining permission to do so.

Additional Meeting Information

NOTE: This information is available in alternative formats upon request. To request an Agenda in an alternative format, or to request a sign language or oral interpreter, or an Assistive Listening Device (ALD) for the meeting, please telephone the Authority Clerk’s Office at (619) 400-2400 at least three (3) working days prior to the meeting to ensure availability.

For your convenience, the agenda is also available to you on our website at www.san.org.

For those planning to attend the Board meeting, parking is available in the public parking lot located directly in front of the Administration Building. Bring your ticket to the third floor receptionist for validation.

You may also reach the Administration Building by using public transit via the San Diego Metropolitan Transit System, Route 992. The MTS bus stop at Terminal 1 is a very short walking distance from the Administration Building. ADA paratransit operations will continue to serve the Administration Building as required by Federal regulation. For MTS route, fare and paratransit information, please call the San Diego MTS at (619) 233-3004 or 511. For other Airport related ground transportation questions, please call (619) 400- 2685.

UPCOMING MEETING SCHEDULE

<i>Date</i>	<i>Day</i>	<i>Time</i>	<i>Meeting Type</i>	<i>Location</i>
September 15	Thursday	9:00 a.m.	Regular	Board Room