

SAN DIEGO COUNTY REGIONAL AIRPORT AUTHORITY

Board Members

Robert H. Gleason
Board Chair

David Alvarez

C. April Boling

Greg Cox

Jim Desmond

Lloyd B. Hubbs

Jim Janney

Paul Robinson

Mary Sessom

SPECIAL BOARD MEETING and EXECUTIVE/FINANCE COMMITTEE

AGENDA

Monday, February 8, 2016

9:00 A.M.

San Diego International Airport
SDCRAA Administration Building – Third Floor
Board Room
3225 N. Harbor Drive
San Diego, CA 92101

Ex-Officio Board Members

Laurie Berman

Eraina Ortega

Col. Jason G. Woodworth

President / CEO

Thella F. Bowens

This Agenda contains a brief general description of each item to be considered. The indication of a recommended action does not indicate what action (if any) may be taken. If comments are made to the Committee without prior notice or are not listed on the Agenda, no specific answers or responses should be expected at this meeting pursuant to State law. ***Please note that agenda items may be taken out of order.***

Staff Reports and documentation relating to each item of business on the Agenda are on file in Corporate & Information Governance and are available for public inspection.

***NOTE:** This Committee Meeting also is noticed as a Special Meeting of the Board to (1) foster communication among Board members in compliance with the Brown Act; and (2) preserve the advisory function of the Committee.

Board members who are not members of this Committee may attend and participate in Committee discussions. Since sometimes more than a quorum of the Board may be in attendance, to comply with the Brown Act, this Committee meeting also is noticed as a Special Meeting of the Board.

To preserve the proper function of the Committee, only members officially assigned to this Committee are entitled to vote on any item before the Committee. This Committee only has the power to review items and make recommendations to the Board. Accordingly, this Committee cannot, and will not, take any final action that is binding on the Board or the Authority, even if a quorum of the Board is present.

PLEASE COMPLETE A "REQUEST TO SPEAK" FORM PRIOR TO THE COMMENCEMENT OF THE MEETING AND SUBMIT IT TO THE AUTHORITY CLERK. ***PLEASE REVIEW THE POLICY FOR PUBLIC PARTICIPATION IN BOARD AND BOARD COMMITTEE MEETINGS (PUBLIC COMMENT) LOCATED AT THE END OF THE AGENDA.***

CALL TO ORDER

PLEDGE OF ALLEGIANCE

ROLL CALL

Board

Board Members: Alvarez, Berman (Ex-Officio), Boling, Cox, Desmond, Gleason (Chair), Hubbs, Janney, Ortega (Ex-Officio), Robinson, Sessom, Woodworth (Ex-Officio)

Executive Committee

Committee Members: Gleason (Chair), Hubbs, Robinson

Finance Committee

Committee Members: Alvarez, Boling (Chair), Cox, Janney, Sessom

NON-AGENDA PUBLIC COMMENT

Non-Agenda Public Comment is reserved for members of the public wishing to address the Committee on matters for which another opportunity to speak **is not provided on the Agenda**, and which is within the jurisdiction of the Committee. Please submit a completed speaker slip to the Authority Clerk. ***Each individual speaker is limited to three (3) minutes. Applicants, groups and jurisdictions referring items to the Board for action are limited to five (5) minutes.***

Note: Persons wishing to speak on specific items should reserve their comments until the specific item is taken up by the Board.

BOARD BUSINESS:

1. APPOINTMENT OF EXECUTIVE COMMITTEE MEMBERS AND ELECTION OF THE VICE CHAIR OF THE BOARD:

2. APPOINTMENTS TO BOARD COMMITTEES, LIAISON POSITIONS, OTHER REPRESENTATIVE AND ALTERNATE POSITIONS:

The Board is requested to make appointments.

RECOMMENDATION: Adopt Resolution No. 2016-0005, making appointments to Board committees, liaison positions, the SANDAG Transportation Committee, and the World Trade Center Board.

(Corporate Services: Tony R. Russell, Director/Authority Clerk)

NEW BUSINESS

3. APPROVAL OF MINUTES:

RECOMMENDATION: Approve the minutes of the January 11, 2016 regular meeting.

FINANCE COMMITTEE NEW BUSINESS

4. REVIEW OF THE UNAUDITED FINANCIAL STATEMENTS FOR THE SIX MONTHS ENDED DECEMBER 31, 2015:

RECOMMENDATION: Accept the report.

Presented by Kathy Kiefer, Senior Director, Finance & Asset Management

5. REVIEW OF THE AUTHORITY'S INVESTMENT REPORT AS OF DECEMBER 31, 2015:

RECOMMENDATION: Accept the report.

Presented by Geoff Bryant, Manager, Airport Finance

EXECUTIVE COMMITTEE NEW BUSINESS

6. PRE-APPROVAL OF TRAVEL REQUESTS AND APPROVAL OF BUSINESS AND TRAVEL EXPENSE REIMBURSEMENT REQUESTS FOR BOARD MEMBERS, THE PRESIDENT/CEO, THE CHIEF AUDITOR AND GENERAL COUNSEL:

RECOMMENDATION: Pre-approve travel requests and approve business and travel expense reimbursement requests.

Presented by Tony R. Russell, Director, Corporate & Information Governance/Authority Clerk

REVIEW OF FUTURE AGENDAS

7. REVIEW OF THE DRAFT AGENDA FOR THE FEBRUARY 18, 2016 BOARD MEETING:

Presented by: Thella F. Bowens, President/CEO

8. REVIEW OF THE DRAFT AGENDA FOR THE FEBRUARY 18, 2016 AIRPORT LAND USE COMMISSION MEETING:

Presented by: Thella F. Bowens, President/CEO

CLOSED SESSION

9. PUBLIC EMPLOYEE EMPLOYMENT:

Cal. Gov. Code §54957

Title: General Counsel

NON-AGENDA PUBLIC COMMENT

Non-Agenda Public Comment is reserved for members of the public wishing to address the Committee on matters for which another opportunity to speak **is not provided on the Agenda**, and which is within the jurisdiction of the Committee. Please submit a completed speaker slip to the Authority Clerk. ***Each individual speaker is limited to three (3) minutes. Applicants, groups and jurisdictions referring items to the Board for action are limited to five (5) minutes.***

Note: Persons wishing to speak on specific items should reserve their comments until the specific item is taken up by the Board.

COMMITTEE MEMBER COMMENTS

ADJOURNMENT

Policy for Public Participation in Board, Airport Land Use Commission (ALUC), and Committee Meetings (Public Comment)

- 1) Persons wishing to address the Board, ALUC, and Committees shall complete a "Request to Speak" form prior to the announcement of that portion of the agenda containing the item to be addressed (e.g., Public Comment and General Items). Failure to complete a form shall not preclude testimony, if permission to address the Board is granted by the Chair.
- 2) The Public Comment period at the beginning of the agenda is limited to eighteen (18) minutes and is reserved for persons wishing to address the Board, ALUC, or Committee on any matter for which another opportunity to speak is not provided on the Agenda, and on matters that are within the jurisdiction of the Board. A second Public Comment period is reserved for general public comment later in the meeting for those who were not heard during the first Public Comment period.
- 3) Persons wishing to speak on a specific item listed on the agenda will be afforded an opportunity to speak during the presentation of that individual item. Persons wishing to speak on a specific item should reserve their comments until the item is taken up by the Board, ALUC or Committee. Public comment on a specific item is limited to twenty (20) minutes – ten (10) minutes for those in favor and ten (10) minutes for those in opposition of an item. Each individual speaker will be allowed three (3) minutes, and applicants and groups will be allowed five (5) minutes.
- 4) If many persons have indicated a desire to address the Board, ALUC or Committees on the same issue, then the Chair may suggest that these persons consolidate their respective testimonies. Testimony by members of the public on any item shall be limited to **three (3) minutes per individual speaker and five (5) minutes for applicants, groups and referring jurisdictions.**
- 5) Pursuant to Authority Policy 1.33 (8), recognized groups must register with the Authority Clerk prior to the meeting.
- 6) After a public hearing or the Public Comment portion of the meeting has been closed, no person shall address the Board, ALUC, and Committees without first obtaining permission to do so.

Additional Meeting Information

NOTE: This information is available in alternative formats upon request. To request an Agenda in an alternative format, or to request a sign language or oral interpreter, or an Assistive Listening Device (ALD) for the meeting, please telephone the Authority Clerk's Office at (619) 400-2400 at least three (3) working days prior to the meeting to ensure availability.

For your convenience, the agenda is also available to you on our website at www.san.org.

For those planning to attend the Board meeting, parking is available in the public parking lot located directly in front of the Commuter Terminal. Bring your ticket to the third floor receptionist for validation.

You may also reach the Commuter Terminal by using public transit via the San Diego MTS system, Route 992. For route and fare information, please call the San Diego MTS at (619) 233-3004 or 511.

UPCOMING MEETING SCHEDULE

<i>Date</i>	<i>Day</i>	<i>Time</i>	<i>Meeting Type</i>	<i>Location</i>
March 7	Monday	9:00 a.m.	Regular	Board Room

ITEM 2

**APPOINTMENTS TO BOARD
COMMITTEES, LIAISON
POSITIONS, OTHER
REPRESENTATIVE AND
ALTERNATE POSITIONS:**

**THERE ARE NO MATERIALS
FOR THIS ITEM AT THIS
TIME**

DRAFT
SAN DIEGO COUNTY REGIONAL AIRPORT AUTHORITY
EXECUTIVE AND FINANCE COMMITTEE MEETING
MINUTES
MONDAY, JANUARY 11, 2016
SAN DIEGO INTERNATIONAL AIRPORT
BOARD ROOM

CALL TO ORDER:

Chair Gleason called the Executive and Finance Committee and Special Board meeting to order at 9:01 a.m., on Monday, January 11, 2016, in the Board Room of the San Diego International Airport, Administration Building, 3225 N. Harbor Drive, San Diego, CA 92101.

PLEDGE OF ALLEGIANCE: Board Member Cox led the Pledge of Allegiance.

ROLL CALL:

Executive Committee

Present: Committee Members: Gleason, Hubbs, Robinson

Absent: Committee Members: None

Finance Committee

Present: Committee Members: Alvarez, Boling, Cox, Janney

Absent: Committee Members: Sessom

Also Present: Angela Shafer-Payne, Vice President, Operations; Breton K. Lobner, General Counsel; Tony R. Russell, Director, Corporate and Information Governance/Authority Clerk; Linda Gehlken, Assistant Authority Clerk I

NON-AGENDA PUBLIC COMMENT: None

NEW BUSINESS

1. APPROVAL OF MINUTES:

RECOMMENDATION: Approve the minutes of the December 7, 2015, regular meeting.

ACTION: Moved by Board Member Robinson and seconded by Board Member Hubbs to approve staff's recommendation. Motion carried unanimously.

FINANCE COMMITTEE NEW BUSINESS

2. REVIEW OF THE UNAUDITED FINANCIAL STATEMENTS FOR THE FIVE MONTHS ENDED NOVEMBER 30, 2015:

Scott Brickner, Vice President, Finance & Asset Management/Treasurer, and Kathy Kiefer, Senior Director, Finance & Asset Management, provided a presentation on the Unaudited Financial Statements for the Five Months Ended November 30, 2015, which included Revenue and Expenses (Unaudited) for the Month Ended November 2015; Gross Landing Weight Units; Enplanements; Car Rental License Fees; Total Terminal Concessions (Includes Cost Recovery); Parking Revenue; Operating Revenues for the Month Ended November 30, 2015; Operating Expenses for the Month Ended November 30, 2015; Financial Summary for the Month Ended November 30, 2015; Non-Operating Revenues and Expenses for the Month Ended November 30, 2015; Monthly Operating Revenue (Unaudited); Operating Revenues for the Five Months Ended November 30, 2015 (Unaudited); Monthly Operating Expenses (Unaudited); Monthly Operating Expenses for the Five Months Ended November 30, 2015 (Unaudited); Financial Summary for the Five Months Ended November 30, 2015 (Unaudited); Non-Operating Revenues and Expenses for the Five Months Ended November 30, 2015 (Unaudited); and Statements of Net Position (Unaudited) November 30, 2015.

RECOMMENDATION: Accept the report.

3. REVIEW OF THE AUTHORITY'S INVESTMENT REPORT AS OF NOVEMBER 30, 2015:

Geoff Bryant, Manager, Airport Finance, provided a presentation on the Authority's Investment Report as of November 30, 2015, which included Total Portfolio Summary; Portfolio Composition by Security Type; Portfolio Composition by Credit Rating; Portfolio Composition by Maturity; Benchmark Comparison; Detail of Security Holdings As of November 30, 2015; Portfolio Investment Transactions from November 1, 2015 to November 30, 2015; Bond Proceeds Summary; and Bond Proceeds Investment Transactions from November 1, 2015 to November 30, 2015.

RECOMMENDATION: Accept the report.

EXECUTIVE COMMITTEE NEW BUSINESS

4. PRE-APPROVAL OF TRAVEL REQUESTS AND APPROVAL OF BUSINESS AND TRAVEL EXPENSE REIMBURSEMENT REQUESTS FOR BOARD MEMBERS, THE PRESIDENT/CEO, THE CHIEF AUDITOR AND GENERAL COUNSEL:

RECOMMENDATION: Pre-approve travel requests and approve business and travel expense reimbursement requests.

ACTION: Moved by Board Member Robinson and seconded by Board Member Hubbs to approve staff's recommendation. Motion carried unanimously.

REVIEW OF FUTURE AGENDAS

5. REVIEW OF THE DRAFT AGENDA FOR THE JANUARY 21, 2016, BOARD MEETING:

Angela Shafer-Payne, Vice President, Operations, provided an overview of the draft agenda for the January 21, 2016 Board Meeting.

6. REVIEW OF THE DRAFT AGENDA FOR THE JANUARY 21, 2016, AIRPORT LAND USE COMMISSION MEETING:

Angela Shafer-Payne, Vice President, Operations, provided an overview of the draft agenda for the January 21, 2016 Airport Land Use Commission Meeting.

ACTION: Moved by Board Member Robinson and seconded by Board Member Hubbs to approve the Board and ALUC agendas as presented. Motion carried unanimously.

COMMITTEE MEMBER COMMENTS:

In response to Chair Gleason's request for an overview of the planned activities related to the opening of the Rental Car Center, Diana Lucero, Director, Vision, Voice & Engagement, provided the information.

Chair Gleason announced that Board Officers to the Executive Committee and new Committee assignments will be made in February and encouraged Board Members to let him know if they have any requests.

ADJOURNMENT:

The meeting was adjourned at 9:40 a.m. The next meeting of the Executive and Finance Committee will be held on Monday, February 8, 2016, at 9:00 a.m. in the Board Room at the San Diego International Airport, Administration Building, 3225 N. Harbor Drive, San Diego, CA 92101.

APPROVED BY A MOTION OF THE EXECUTIVE COMMITTEE OF THE SAN
DIEGO COUNTY REGIONAL AIRPORT AUTHORITY THIS 8th DAY OF
FEBRUARY, 2016.

TONY R. RUSSELL
DIRECTOR, CORPORATE &
INFORMATION GOVERNANCE/
AUTHORITY CLERK

APPROVED AS TO FORM:

BRETON K. LOBNER
GENERAL COUNSEL

SAN DIEGO COUNTY REGIONAL AIRPORT AUTHORITY
 Statements of Net Position
 as of December 31, 2015
 (Unaudited)

ASSETS

	December	
	2015	2014
Current assets:		
Cash and investments ⁽¹⁾	\$ 68,594,638	\$ 68,374,617
Tenant lease receivable, net of allowance of 2015: (\$182,983) and 2014: (\$53,737)	6,479,963	7,503,167
Grants receivable	7,452,259	2,394,191
Notes receivable-current portion	1,608,986	1,528,512
Prepaid expenses and other current assets	7,539,264	10,830,065
Total current assets	91,675,110	90,630,552
Cash designated for capital projects and other ⁽¹⁾	35,929,255	19,322,981
Restricted assets:		
Cash and investments:		
Bonds reserve ⁽¹⁾	61,166,089	59,037,143
Passenger facility charges and interest unapplied ⁽¹⁾	63,317,315	55,859,714
Customer facility charges and interest unapplied ⁽¹⁾	42,225,034	44,451,115
Commercial paper reserve ⁽¹⁾	-	-
SBD Bond Guarantee ⁽¹⁾	4,000,000	4,000,000
Bond proceeds held by trustee ⁽¹⁾	226,805,583	407,144,101
Commercial paper interest held by trustee ⁽¹⁾	-	(1)
Passenger facility charges receivable	3,536,214	3,506,831
Customer facility charges receivable	3,135,573	3,339,981
OCIP insurance reserve	4,273,585	4,683,296
Total restricted assets	408,459,393	582,022,180
Noncurrent assets:		
Capital assets:		
Land and land improvements	83,598,180	71,081,846
Runways, roads and parking lots	590,461,113	570,130,501
Buildings and structures	1,117,190,320	1,042,883,495
Machinery and equipment	38,942,291	14,230,170
Vehicles	14,542,052	5,520,387
Office furniture and equipment	32,353,138	32,372,021
Works of art	8,103,463	2,628,973
Construction-in-progress	428,710,868	351,314,323
	2,313,901,425	2,090,161,716
Less accumulated depreciation	(772,687,024)	(696,777,487)
Total capital assets, net	1,541,214,401	1,393,384,229
Other assets:		
Notes receivable - long-term portion	35,961,524	37,613,382
Investments-long-term portion ⁽¹⁾	95,700,722	83,599,958
Net pension asset	-	6,618,620
Security deposit	349,943	500,367
Total other assets	132,012,189	128,332,327
Deferred outflows of resources:		
Deferred pension contributions	5,852,753	-
Total assets and deferred outflows of resources	\$ 2,215,143,101	\$ 2,213,692,269

⁽¹⁾ Total cash and investments, \$597,738,637 for 2015 and \$741,789,628 for 2014

SAN DIEGO COUNTY REGIONAL AIRPORT AUTHORITY
Statements of Net Position
as of December 31, 2015
(Unaudited)

LIABILITIES AND NET POSITION

	December	
	2015	2014
Current liabilities:		
Accounts payable and accrued liabilities	\$ 54,399,683	\$ 65,393,304
Deposits and other current liabilities	4,782,147	4,403,546
Total current liabilities	59,181,830	69,796,850
Current liabilities - payable from restricted assets:		
Current portion of long-term debt	11,090,000	10,695,000
Accrued interest on bonds and commercial paper	32,953,805	33,150,555
Total liabilities payable from restricted assets	44,043,805	43,845,555
Long-term liabilities:		
Revolving line of credit and commercial paper payable	38,705,000	44,884,000
Other long-term liabilities	6,023,560	12,846,009
Long term debt - bonds net of amortized premium	1,293,866,628	1,309,242,098
Total long-term liabilities	1,338,595,188	1,366,972,107
Total liabilities	1,441,820,823	1,480,614,512
Deferred inflows of resources:		
Deferred pension investment gains	8,167,978	-
Total liabilities and deferred inflows of resources	\$ 1,449,988,801	\$ 1,480,614,512
Net Position:		
Invested in capital assets, net of related debt	416,477,795	427,345,719
Other restricted	181,285,636	174,890,997
Unrestricted:		
Designated	35,929,255	25,113,655
Undesignated	131,461,613	105,727,389
Total Net Position	\$ 765,154,299	\$ 733,077,760

SAN DIEGO COUNTY REGIONAL AIRPORT AUTHORITY
 Statements of Revenues, Expenses, and Changes in Net Position
 For the Month Ended December 31, 2015
 (Unaudited)

	Budget	Actual	Variance Favorable (Unfavorable)	% Change	Prior Year
Operating revenues:					
Aviation revenue:					
Landing fees	\$ 2,077,169	\$ 1,729,157	\$ (348,012)	(17)%	\$ 1,945,647
Aircraft parking Fees	239,608	226,046	(13,562)	(6)%	208,911
Building rentals	4,435,359	3,933,814	(501,545)	(11)%	4,193,681
Security surcharge	2,307,068	1,512,807	(794,261)	(34)%	2,210,829
CUPPS Support Charges	100,544	100,545	1	0%	93,750
Other aviation revenue	130,777	133,224	2,447	2%	132,718
Terminal rent non-airline	119,291	105,568	(13,723)	(12)%	102,767
Terminal concessions	1,780,366	1,906,591	126,225	7%	1,730,345
Rental car license fees	1,656,274	1,775,449	119,175	7%	1,536,414
License fees other	392,749	335,760	(56,989)	(15)%	411,466
Parking revenue	3,049,173	3,313,695	264,522	9%	3,051,831
Ground transportation permits and citations	356,405	426,682	70,277	20%	234,492
Ground rentals	1,000,324	1,014,004	13,680	1%	968,982
Grant reimbursements	24,800	24,730	(70)	(0)%	24,800
Other operating revenue	39,441	60,384	20,943	53%	93,803
Total operating revenues	<u>17,709,348</u>	<u>16,598,456</u>	<u>(1,110,892)</u>	<u>(6)%</u>	<u>16,940,436</u>
Operating expenses:					
Salaries and benefits	3,547,490	3,309,161	238,329	7%	3,398,749
Contractual services	3,023,223	2,771,521	251,702	8%	2,565,141
Safety and security	2,040,512	1,912,343	128,169	6%	1,932,914
Space rental	869,046	868,365	681	0%	868,507
Utilities	892,685	607,885	284,800	32%	675,209
Maintenance	1,154,429	1,666,388	(511,959)	(44)%	1,279,758
Equipment and systems	47,226	58,990	(11,764)	(25)%	25,115
Materials and supplies	34,326	76,297	(41,971)	(122)%	34,586
Insurance	110,207	78,592	31,615	29%	88,586
Employee development and support	110,519	70,411	40,108	36%	51,808
Business development	255,822	358,438	(102,616)	(40)%	340,995
Equipment rentals and repairs	314,244	209,082	105,162	33%	128,189
Total operating expenses	<u>12,399,729</u>	<u>11,987,473</u>	<u>412,256</u>	<u>3%</u>	<u>11,389,557</u>
Depreciation	6,811,176	6,811,176	-	-	6,685,097
Operating income (loss)	<u>(1,501,557)</u>	<u>(2,200,193)</u>	<u>(698,636)</u>	<u>(47)%</u>	<u>(1,134,218)</u>
Nonoperating revenue (expenses):					
Passenger facility charges	2,719,392	2,580,242	(139,150)	(5)%	2,431,424
Customer facility charges (Rental Car Center)	2,362,711	2,433,862	71,151	3%	2,273,792
Quieter Home Program	(276,889)	(355,704)	(78,815)	(28)%	(123,360)
Interest income	400,117	632,316	232,199	58%	533,321
BAB interest rebate	385,935	398,843	12,908	-	386,351
Interest expense	(4,267,291)	(5,106,100)	(838,809)	(20)%	(5,077,035)
Bond amortization cost	353,923	353,923	-	0%	361,122
Other nonoperating income (expenses)	(833)	(4,498)	(3,665)	-	440,090
Nonoperating revenue, net	<u>1,677,065</u>	<u>932,884</u>	<u>(744,181)</u>	<u>(44)%</u>	<u>1,225,705</u>
Change in net position before capital grant contribution	<u>175,508</u>	<u>(1,267,309)</u>	<u>(1,442,817)</u>	<u>(822)%</u>	<u>91,487</u>
Capital grant contributions	15,000	225,284	210,284	1402%	155,784
Change in net position	<u>\$ 190,508</u>	<u>\$ (1,042,025)</u>	<u>\$ (1,232,533)</u>	<u>647%</u>	<u>\$ 247,271</u>

SAN DIEGO COUNTY REGIONAL AIRPORT AUTHORITY
Statements of Revenues, Expenses, and Changes in Net Position
For the Six Months Ended December 31, 2015 and 2014
(Unaudited)

	Budget	Actual	Variance Favorable (Unfavorable)	%	Prior Year
				Change	
Operating revenues:					
Aviation revenue:					
Landing fees	\$ 12,420,656	\$ 12,446,586	\$ 25,930	0%	\$ 11,948,431
Aircraft parking fees	1,437,651	1,360,797	(76,854)	(5)%	1,370,983
Building rentals	26,610,552	26,399,355	(211,197)	(1)%	25,184,003
Security surcharge	13,842,405	13,043,457	(798,948)	(6)%	13,264,974
CUPPS Support Charges	603,264	603,270	6	0%	564,280
Other aviation revenue	793,207	804,460	11,253	1%	800,088
Terminal rent non-airline	712,950	366,578	(346,372)	(49)%	611,371
Terminal concessions	10,735,741	11,915,194	1,179,453	11%	10,813,794
Rental car license fees	12,597,497	13,017,893	420,396	3%	12,822,181
License fees other	2,348,352	2,210,200	(138,152)	(6)%	2,247,523
Parking revenue	19,928,969	22,024,187	2,095,218	11%	19,689,722
Ground transportation permits and citations	2,247,235	2,745,098	497,863	22%	1,645,838
Ground rentals	6,001,941	6,305,555	303,614	5%	5,544,532
Grant reimbursements	147,200	147,130	(70)	(0)%	147,130
Other operating revenue	236,652	375,824	139,172	59%	367,471
Total operating revenues	110,664,272	113,765,584	3,101,312	3%	107,022,321
Operating expenses:					
Salaries and benefits	21,861,784	20,719,592	1,142,192	5%	23,477,960
Contractual services	18,054,358	17,225,782	828,576	5%	14,654,220
Safety and security	12,585,143	11,740,240	844,903	7%	12,122,665
Space rental	5,214,234	5,153,688	60,546	1%	5,219,804
Utilities	6,443,868	6,058,633	385,235	6%	6,060,286
Maintenance	7,514,074	8,050,296	(536,222)	(7)%	6,508,963
Equipment and systems	265,807	270,087	(4,280)	(2)%	40,888
Materials and supplies	209,981	253,039	(43,058)	(21)%	196,739
Insurance	661,239	474,613	186,626	28%	531,518
Employee development and support	654,354	578,097	76,257	12%	398,188
Business development	1,424,842	922,924	501,918	35%	1,291,270
Equipment rentals and repairs	1,889,087	1,328,035	561,052	30%	845,209
Total operating expenses	76,778,771	72,775,026	4,003,745	5%	71,347,710
Total operating revenues	110,664,272	113,765,584	3,101,312	3%	107,022,321
Total operating expenses	76,778,771	72,775,026	4,003,745	5%	71,347,710
Income from operations	33,885,501	40,990,558	7,105,057	21%	35,674,611
Depreciation	40,166,183	40,166,184	(1)	0%	39,942,289
Operating income (loss)	(6,280,682)	824,374	7,105,058		(4,267,678)
Nonoperating revenue (expenses):					
Passenger facility charges	18,679,874	18,806,722	126,848	1%	17,894,921
Customer facility charges (Rental Car Center)	16,237,328	16,724,541	487,213	3%	15,766,699
Quieter Home Program	(1,482,950)	(1,400,662)	82,288	6%	(1,209,454)
Interest income	2,496,694	3,106,591	609,897	24%	2,876,467
BAB interest rebate	2,315,610	2,328,099	12,489	0%	2,318,107
Interest expense	(25,543,699)	(29,316,850)	(3,773,151)	(15)%	(31,658,810)
Bond amortization	2,132,664	2,132,664	-	0%	2,175,494
Other nonoperating income (expenses)	(5,000)	(1,573,195)	(1,568,195)	-	(210,013)
Nonoperating revenue, net	14,830,521	10,807,910	(4,022,611)	(27)%	7,953,411
Change in net position before capital grant contributions	8,549,839	11,632,284	3,082,447	36%	3,685,733
Capital grant contributions	11,442,103	10,777,255	(664,848)	(6)%	2,375,598
Change in net position	\$ 19,991,942	\$ 22,409,539	\$ 2,417,597	12%	\$ 6,061,331



San Diego County Regional Airport Authority
Authority Detail Income Statement - Supplemental Schedule
 For the six months ended December 31, 2015
 (Unaudited)

Print Date: 1/13/2016
 Print Time: 2:41:47PM
 Report ID: GL0012

	Month to Date					Year to Date				
	Budget	Actual	Variance Favorable (Unfavorable)	Variance Percent	Prior Year Actual	Budget	Actual	Variance Favorable (Unfavorable)	Variance Percent	Prior Year Actual
Landing Fees										
41112 - Landing Fees - Signatory	\$2,088,599	\$1,732,873	\$(355,726)	(17)	\$1,971,070	\$12,589,044	\$12,552,393	\$(36,651)	0	\$12,141,696
41113 - Landing Fee Rebate	(11,430)	(3,716)	7,714	67	(25,423)	(168,388)	(105,807)	62,581	37	(193,265)
Total Landing Fees	2,077,169	1,729,157	(348,012)	(17)	1,945,647	12,420,656	12,446,586	25,930	0	11,948,431
Aircraft Parking Fees										
41150 - Terminal Aircraft Parking	203,441	194,400	(9,042)	(4)	191,503	1,220,647	1,166,397	(54,250)	(4)	1,140,310
41155 - Remote Aircraft Parking	36,167	31,646	(4,521)	(12)	17,409	217,004	194,400	(22,604)	(10)	230,673
Total Aircraft Parking Fees	239,609	226,046	(13,563)	(6)	208,912	1,437,651	1,360,797	(76,854)	(5)	1,370,984
Building and Other Rents										
41210 - Terminal Rent	4,375,148	3,870,468	(504,680)	(12)	4,137,674	26,250,959	26,032,409	(218,550)	(1)	24,841,400
41215 - Federal Inspection Services	60,210	63,346	3,136	5	56,005	359,593	366,946	7,353	2	342,603
Total Building and Other Rents	4,435,359	3,933,814	(501,545)	(11)	4,193,678	26,610,552	26,399,355	(211,196)	(1)	25,184,003
Security Surcharge										
41310 - Airside Security Charges	563,217	378,854	(184,363)	(33)	548,035	3,379,300	3,190,259	(189,041)	(6)	3,288,210
41320 - Terminal Security Charge	1,743,851	1,133,953	(609,898)	(35)	1,662,794	10,463,105	9,853,198	(609,907)	(6)	9,976,764
Total Security Surcharge	2,307,068	1,512,807	(794,261)	(34)	2,210,829	13,842,405	13,043,457	(798,949)	(6)	13,264,974
CUPPS Support Charges										
41400 - CUPPS Support Charges	100,544	100,545	1	0	93,750	603,264	603,270	6	0	564,280
Total CUPPS Support Charges	100,544	100,545	1	0	93,750	603,264	603,270	6	0	564,280
Other Aviation Revenue										
43100 - Fuel Franchise Fees	11,826	14,273	2,447	21	13,767	79,501	90,754	11,252	14	86,382
43105 - New Capital Recovery	118,951	118,951	0	0	118,951	713,706	713,706	0	0	713,706
Total Other Aviation Revenue	130,777	133,224	2,447	2	132,718	793,207	804,460	11,252	1	800,088
Non-Airline Terminal Rents										
45010 - Terminal Rent - Non-Airline	119,291	105,568	(13,723)	(12)	102,767	712,950	366,578	(346,372)	(49)	611,371
Total Non-Airline Terminal Rents	119,291	105,568	(13,723)	(12)	102,767	712,950	366,578	(346,372)	(49)	611,371

San Diego County Regional Airport Authority
Authority Detail Income Statement - Supplemental Schedule
For the six months ended December 31, 2015
(Unaudited)

Print Date: 1/13/2016
Print Time: 2:41:47PM
Report ID: GL0012

	Month to Date					Year to Date				
	Budget	Actual	Variance Favorable (Unfavorable)	Variance Percent	Prior Year Actual	Budget	Actual	Variance Favorable (Unfavorable)	Variance Percent	Prior Year Actual
Concession Revenue										
45111 - Term Concessions-Food & Bev	\$717,720	\$808,940	\$91,219	13	\$704,133	\$4,298,327	\$4,967,416	\$669,088	16	\$4,324,717
45112 - Terminal Concessions - Retail	445,517	474,598	29,081	7	437,178	3,003,875	3,216,051	212,177	7	2,946,061
45113 - Term Concessions - Other	281,134	299,894	18,760	7	264,876	1,407,397	1,750,086	342,689	24	1,646,402
45114 - Term Concessions Space Rents	77,721	71,170	(6,551)	(8)	78,509	466,328	427,972	(38,355)	(8)	462,294
45115 - Term Concessions Cost Recovery	92,419	83,537	(8,882)	(10)	85,054	554,512	521,693	(32,819)	(6)	430,533
45116 - Rec Distr Center Cost Recovery	125,102	123,722	(1,380)	(1)	120,346	750,614	745,762	(4,852)	(1)	749,096
45117 - Concessions Marketing Program	40,753	44,730	3,977	10	40,249	254,688	286,214	31,525	12	254,691
45120 - Rental car license fees	1,656,274	1,775,449	119,174	7	1,536,414	12,597,497	13,017,893	420,396	3	12,822,181
45130 - License Fees - Other	392,749	335,760	(56,989)	(15)	411,466	2,348,352	2,210,200	(138,152)	(6)	2,247,523
Total Concession Revenue	3,829,390	4,017,800	188,410	5	3,678,226	25,681,590	27,143,287	1,461,698	6	25,883,498
Parking and Ground Transportat										
45210 - Parking	3,049,173	3,313,695	264,523	9	3,051,831	19,928,969	22,024,187	2,095,218	11	19,689,722
45220 - AVI fees	227,309	295,595	68,286	30	119,246	1,612,126	1,752,375	140,249	9	847,213
45240 - Ground Transportation Pe	110,916	112,907	1,990	2	87,053	592,034	860,050	268,016	45	734,467
45250 - Citations	18,180	18,180	0	0	28,193	43,075	132,673	89,598	208	64,158
Total Parking and Ground Transportat	3,405,578	3,740,377	334,799	10	3,286,323	22,176,203	24,769,284	2,593,081	12	21,335,560
Ground Rentals										
45310 - Ground Rental - Fixed	1,000,324	1,004,517	4,193	0	961,205	6,001,941	6,292,469	290,528	5	5,553,814
45320 - Ground Rental - Percenta	0	9,488	9,488	0	7,777	0	13,086	13,086	0	(9,282)
Total Ground Rentals	1,000,324	1,014,004	13,681	1	968,982	6,001,941	6,305,555	303,614	5	5,544,532
Grant Reimbursements										
45410 - TSA Reimbursements	24,800	24,730	(70)	0	24,800	147,200	147,130	(70)	0	147,130
Total Grant Reimbursements	24,800	24,730	(70)	0	24,800	147,200	147,130	(70)	0	147,130
Other Operating Revenue										
45510 - Finger Printing Fee	7,574	15,019	7,445	98	6,980	45,443	103,561	58,118	128	46,435
45520 - Utilities Reimbursements	18,476	18,416	(61)	0	14,686	110,859	110,495	(364)	0	88,118
45530 - Miscellaneous Other Reve	5,417	6,795	1,379	25	36,527	32,500	25,139	(7,361)	(23)	76,364
45540 - Service Charges	6,250	3,290	(2,960)	(47)	31,102	37,500	43,883	6,383	17	132,903
45570 - FBO Landing Fees	1,725	16,863	15,138	878	2,508	10,350	84,426	74,076	716	11,651
45580 - Equipment Rental	0	0	0	0	2,000	0	8,320	8,320	0	12,000
Total Other Operating Revenue	39,442	60,384	20,942	53	93,804	236,652	375,825	139,173	59	367,471

San Diego County Regional Airport Authority
Authority Detail Income Statement - Supplemental Schedule
For the six months ended December 31, 2015
(Unaudited)

Print Date: 1/13/2016
Print Time: 2:41:47PM
Report ID: GL0012

	Month to Date					Year to Date				
	Budget	Actual	Variance Favorable (Unfavorable)	Variance Percent	Prior Year Actual	Budget	Actual	Variance Favorable (Unfavorable)	Variance Percent	Prior Year Actual
Total Operating Revenue	17,709,349	16,598,457	(1,110,892)	(6)	16,940,437	110,664,270	113,765,584	3,101,313	3	107,022,321
Personnel Expenses										
Salaries										
51110 - Salaries & Wages	\$2,571,436	\$2,108,873	\$462,563	18	\$1,915,230	\$16,352,082	\$13,415,907	\$2,936,174	18	\$12,588,918
51210 - Paid Time Off	0	195,807	(195,807)	0	186,411	0	1,307,115	(1,307,115)	0	1,281,001
51220 - Holiday Pay	0	112,198	(112,198)	0	166,975	0	387,898	(387,898)	0	387,652
51240 - Other Leave With Pay	0	6,868	(6,868)	0	2,244	0	62,513	(62,513)	0	42,470
51250 - Special Pay	0	89,066	(89,066)	0	76,847	0	435,453	(435,453)	0	463,023
Total Salaries	2,571,436	2,512,812	58,624	2	2,347,706	16,352,082	15,608,886	743,195	5	14,763,064
52110 - Overtime	58,959	44,012	14,947	25	65,137	353,748	357,805	(4,058)	(1)	441,584
Benefits										
54110 - FICA Tax	171,479	156,344	15,135	9	170,449	1,173,070	1,088,539	84,531	7	1,044,354
54120 - Unemployment Insurance-S	0	0	0	0	0	0	29,545	(29,545)	0	4,734
54130 - Workers Compensation Ins	24,883	14,418	10,465	42	17,357	158,010	89,412	68,598	43	115,638
54135 - Workers Comp Incident Expense	0	4,928	(4,928)	0	0	0	17,929	(17,929)	0	22,361
54210 - Medical Insurance	467,845	322,358	145,487	31	258,578	2,210,458	1,932,188	278,270	13	2,007,488
54220 - Dental Insurance	27,044	25,484	1,560	6	12,331	162,262	152,506	9,756	6	146,026
54230 - Vision Insurance	3,386	3,160	226	7	1,508	20,314	18,796	1,518	7	17,820
54240 - Life Insurance	8,455	7,770	686	8	3,894	50,732	46,368	4,364	9	45,807
54250 - Short Term Disability	9,158	9,655	(497)	(5)	4,524	54,947	57,322	(2,375)	(4)	53,980
54310 - Retirement	465,865	430,203	35,662	8	449,666	2,990,542	2,839,025	151,517	5	2,922,218
54312 - GABS 68 -Non-funded Retirement	0	0	0	0	304,761	0	0	0	0	3,471,426
54315 - Retiree	210,957	202,250	8,707	4	205,800	1,265,745	1,251,000	14,745	1	1,422,247
54320 - Amortization of Retireme	45,975	0	45,975	100	50,192	291,942	0	291,942	100	301,155
54410 - Taxable Benefits	0	16,454	(16,454)	0	9,754	0	19,562	(19,562)	0	17,674
54430 - Accrued Vacation	0	23,996	(23,996)	0	(655)	0	(61,473)	61,473	0	(97,217)
Total Benefits	1,435,047	1,217,019	218,028	15	1,488,160	8,378,022	7,480,719	897,303	11	11,495,709
Cap Labor/Burden/OH Recharge										
54510 - Capitalized Labor Recha	(464,631)	(81,608)	(383,022)	(82)	(142,128)	(2,891,510)	(531,710)	(2,359,800)	(82)	(945,064)
54515 - Capitalized Burden Rech	0	(30,927)	30,927	0	(46,116)	0	(201,589)	201,589	0	(371,890)
Total Cap Labor/Burden/OH Recharge	(464,631)	(112,535)	(352,095)	(76)	(188,244)	(2,891,510)	(733,299)	(2,158,212)	(75)	(1,316,954)

San Diego County Regional Airport Authority
Authority Detail Income Statement - Supplemental Schedule
For the six months ended December 31, 2015
(Unaudited)

Print Date: 1/13/2016
Print Time: 2:41:47PM
Report ID: GL0012

	Month to Date					Year to Date				
	Budget	Actual	Variance Favorable (Unfavorable)	Variance Percent	Prior Year Actual	Budget	Actual	Variance Favorable (Unfavorable)	Variance Percent	Prior Year Actual
QHP Labor/Burden/OH Recharge										
54520 - QHP Labor Recharge	\$(53,319)	\$(25,362)	\$(27,958)	(52)	\$(24,298)	\$(330,558)	\$(177,617)	\$(152,941)	(46)	\$(184,373)
54525 - QHP Burden Recharge	0	(10,881)	10,881	0	(8,929)	0	(76,913)	76,913	0	(80,810)
54526 - QHP OH Contra Acct	0	(53,274)	53,274	0	(19,382)	0	(149,120)	149,120	0	(128,998)
Total QHP Labor/Burden/OH Recharge	(53,319)	(89,516)	36,197	68	(52,609)	(330,558)	(403,650)	73,092	22	(394,180)
MM&JS Labor/Burden/OH Recharge										
54530 - MM & JS Labor Recharge	0	(81)	81	0	(59)	0	(133)	133	0	207
54531 - Joint Studies - Labor	0	81	(81)	0	59	0	133	(133)	0	73
54535 - MM & JS Burden Recharge	0	(33)	33	0	(17)	0	(50)	50	0	(24)
54536 - Maintenance-Burden	0	33	(33)	0	17	0	50	(50)	0	24
54599 - OH Contra	0	(262,632)	262,632	0	(261,404)	0	(1,590,869)	1,590,869	0	(1,511,544)
Total MM&JS Labor/Burden/OH Recharge	0	(262,632)	262,632	0	(261,404)	0	(1,590,869)	1,590,869	0	(1,511,264)
Total Personnel Expenses	3,547,492	3,309,159	238,333	7	3,398,747	21,861,783	20,719,592	1,142,191	5	23,477,958
Non-Personnel Expenses										
Contract Services										
61100 - Temporary Staffing	10,868	39,805	(28,936)	(266)	25,101	55,229	152,896	(97,667)	(177)	198,542
61110 - Auditing Services	5,000	0	5,000	100	(5,000)	125,000	124,000	1,000	1	125,000
61120 - Legal Services	97,917	(171,398)	269,314	275	22,866	587,500	89,488	498,012	85	126,230
61130 - Services - Professional	994,752	985,023	9,729	1	661,405	5,595,688	5,905,298	(309,610)	(6)	3,783,027
61150 - Outside Svs - Other	321,780	350,557	(28,778)	(9)	274,723	1,854,184	1,725,916	128,268	7	1,258,097
61160 - Services - Custodial	1,691,652	1,702,291	(10,639)	(1)	1,611,647	10,207,704	9,814,574	393,130	4	9,352,215
61190 - Receiving & Dist Cntr Services	131,179	128,890	2,289	2	133,288	787,074	783,840	3,234	0	771,593
61990 - OH Contra	0	(263,646)	263,646	0	(158,888)	0	(1,370,230)	1,370,230	0	(960,484)
61998 - Capital Proj OH Alloc Co	(229,925)	0	(229,925)	(100)	0	(1,158,021)	0	(1,158,021)	(100)	0
Total Contract Services	3,023,223	2,771,522	251,701	8	2,565,141	18,054,358	17,225,781	828,578	5	14,654,219
Safety and Security										
61170 - Services - Fire, Police,	476,135	507,621	(31,486)	(7)	458,467	2,856,808	2,753,988	102,820	4	2,716,702
61180 - Services - SDUPD-Harbor	1,335,211	1,189,061	146,150	11	1,270,858	8,353,339	7,519,579	833,761	10	8,058,655
61185 - Guard Services	229,166	215,660	13,506	6	203,590	1,374,996	1,466,673	(91,677)	(7)	1,347,308
Total Safety and Security	2,040,512	1,912,342	128,170	6	1,932,915	12,585,143	11,740,240	844,903	7	12,122,665

San Diego County Regional Airport Authority
Authority Detail Income Statement - Supplemental Schedule
For the six months ended December 31, 2015
(Unaudited)

Print Date: 1/13/2016
Print Time: 2:41:47PM
Report ID: GL0012

	Month to Date					Year to Date				
	Budget	Actual	Variance Favorable (Unfavorable)	Variance Percent	Prior Year Actual	Budget	Actual	Variance Favorable (Unfavorable)	Variance Percent	Prior Year Actual
Space Rental										
62100 - Rent	\$869,046	\$868,365	\$681	0	\$868,507	\$5,214,234	\$5,153,688	\$60,546	1	\$5,219,804
Total Space Rental	869,046	868,365	681	0	868,507	5,214,234	5,153,688	60,546	1	5,219,804
Utilities										
63100 - Telephone & Other Commun	35,307	44,891	(9,584)	(27)	40,518	213,120	217,980	(4,860)	(2)	196,335
63110 - Utilities - Gas & Electr	798,805	490,673	308,132	39	588,546	5,733,193	5,342,306	390,886	7	5,417,003
63120 - Utilities - Water	58,573	72,322	(13,749)	(23)	46,145	497,555	498,347	(792)	0	446,948
Total Utilities	892,685	607,886	284,799	32	675,210	6,443,868	6,058,633	385,235	6	6,060,286
Maintenance										
64100 - Facilities Supplies	88,108	84,003	4,105	5	100,824	510,899	450,659	60,241	12	414,444
64110 - Maintenance - Annual R	891,321	1,347,048	(455,726)	(51)	716,415	5,838,175	6,081,096	(242,920)	(4)	5,091,457
64122 - Contractor Labor	0	0	0	0	81	0	0	0	0	81
64123 - Contractor Burden	0	0	0	0	102	0	0	0	0	102
64124 - Maintenance-Overhead	0	181	(181)	0	67	0	(88)	88	0	362
64125 - Major Maintenance - Mat	140,000	319,826	(179,826)	(128)	419,864	795,000	804,556	(9,556)	(1)	730,413
64127 - Contract Overhead (co	0	0	0	0	91	0	394	(394)	0	91
64140 - Refuse & Hazardous Waste	35,000	(84,669)	119,669	342	42,314	370,000	713,679	(343,679)	(93)	272,013
Total Maintenance	1,154,430	1,666,388	(511,958)	(44)	1,279,759	7,514,075	8,050,295	(536,220)	(7)	6,508,963
Equipment and Systems										
65100 - Equipment & Systems	49,309	58,996	(9,687)	(20)	25,115	284,722	270,209	14,513	5	40,888
65101 - OH Contra	(2,083)	(6)	(2,077)	(100)	0	(18,915)	(122)	(18,793)	(99)	0
Total Equipment and Systems	47,226	58,990	(11,764)	(25)	25,115	265,807	270,087	(4,280)	(2)	40,888
Materials and Supplies										
65110 - Office & Operating Suppl	30,728	73,790	(43,062)	(140)	36,564	178,102	217,403	(39,301)	(22)	186,944
65120 - Safety Equipment & Suppl	6,597	5,194	1,403	21	1,861	47,329	45,569	1,760	4	21,030
65130 - Tools - Small	1,250	542	708	57	1,407	7,500	7,907	(407)	(5)	6,137
65199 - OH Contra	(4,250)	(3,229)	(1,021)	(24)	(5,245)	(22,950)	(17,840)	(5,110)	(22)	(17,372)
Total Materials and Supplies	34,324	76,296	(41,972)	(122)	34,587	209,981	253,039	(43,058)	(21)	196,738

San Diego County Regional Airport Authority
Authority Detail Income Statement - Supplemental Schedule
For the six months ended December 31, 2015
(Unaudited)

Print Date: 1/13/2016
Print Time: 2:41:47PM
Report ID: GL0012

	Month to Date					Year to Date				
	Budget	Actual	Variance Favorable (Unfavorable)	Variance Percent	Prior Year Actual	Budget	Actual	Variance Favorable (Unfavorable)	Variance Percent	Prior Year Actual
Insurance										
67170 - Insurance - Property	\$67,268	\$37,184	\$30,084	45	\$50,525	\$403,607	\$223,104	\$180,504	45	\$303,148
67171 - Insurance - Liability	17,254	17,254	0	0	17,254	103,522	103,522	0	0	103,522
67172 - Insurance - Public Offic	12,680	11,771	910	7	11,424	76,082	71,574	4,508	6	68,542
67173 - Insurance Miscellaneous	13,005	12,384	620	5	9,384	78,028	76,413	1,615	2	56,306
Total Insurance	110,206	78,593	31,614	29	88,586	661,239	474,613	186,626	28	531,518
Employee Development and Suppo										
66120 - Awards - Service	7,650	4,377	3,273	43	1,014	42,200	16,755	25,445	60	7,981
66130 - Book & Periodicals	6,273	4,213	2,059	33	7,147	37,752	27,013	10,740	28	28,450
66220 - Permits/Certificates/Lic	15,958	7,990	7,968	50	2,093	79,271	91,007	(11,736)	(15)	53,189
66260 - Recruiting	1,083	3,083	(2,000)	(185)	0	9,000	10,061	(1,061)	(12)	3,781
66280 - Seminars & Training	32,473	22,109	10,365	32	25,406	216,151	194,675	21,476	10	140,763
66290 - Transportation	10,149	12,244	(2,095)	(21)	1,702	80,185	72,482	7,702	10	74,549
66299 - OH Contra	(2,231)	(1,884)	(347)	(16)	(2,260)	(21,865)	(14,928)	(6,937)	(32)	(13,987)
66305 - Travel-Employee Developm	22,530	11,182	11,348	50	6,609	130,210	132,711	(2,501)	(2)	57,196
66310 - Tuition	7,500	4,183	3,317	44	7,080	32,500	19,602	12,898	40	16,455
66320 - Uniforms	9,133	2,913	6,221	68	3,017	48,950	28,719	20,231	41	29,811
Total Employee Development and Suppo	110,518	70,409	40,108	36	51,808	654,353	578,096	76,257	12	398,188
Business Development										
66100 - Advertising	71,761	63,967	7,794	11	137,149	448,077	146,561	301,516	67	282,737
66110 - Allowance for Bad Debts	2,100	122,263	(120,163)	(5,722)	30,902	12,400	123,521	(111,121)	(896)	4,838
66200 - Memberships & Dues	35,545	17,894	17,650	50	55,182	214,962	159,706	55,256	26	222,600
66230 - Postage & Shipping	3,232	565	2,667	83	432	22,108	13,012	9,096	41	9,332
66240 - Promotional Activities	78,683	107,388	(28,704)	(36)	67,172	322,604	238,408	84,196	26	330,193
66250 - Promotional Materials	53,084	44,002	9,081	17	44,808	311,008	184,799	126,209	41	346,426
66300 - Travel-Business Developm	11,417	2,358	9,059	79	5,350	93,683	56,917	36,767	39	95,144
Total Business Development	255,822	358,438	(102,616)	(40)	340,994	1,424,842	922,922	501,920	35	1,291,270

San Diego County Regional Airport Authority
Authority Detail Income Statement - Supplemental Schedule
For the six months ended December 31, 2015
(Unaudited)

Print Date: 1/13/2016
Print Time: 2:41:47PM
Report ID: GL0012

	Month to Date					Year to Date				
	Budget	Actual	Variance Favorable (Unfavorable)	Variance Percent	Prior Year Actual	Budget	Actual	Variance Favorable (Unfavorable)	Variance Percent	Prior Year Actual
Equipment Rentals and Repairs										
66140 - Computer Licenses & Agre	\$9,716	\$13,871	\$(4,155)	(43)	\$26,844	\$116,496	\$148,282	\$(31,786)	(27)	\$212,115
66150 - Equipment Rental/Leasing	24,112	19,350	4,762	20	21,271	144,798	133,210	11,588	8	125,652
66160 - Tenant Improvements	87,000	34,966	52,034	60	(140,953)	499,500	270,772	228,728	46	(140,915)
66270 - Repairs - Office Equipme	198,941	149,357	49,585	25	239,161	1,227,955	874,091	353,864	29	802,630
66279 - OH Contra	(5,525)	(8,462)	2,937	53	(18,134)	(99,662)	(98,320)	(1,342)	(1)	(154,273)
Total Equipment Rentals and Repairs	314,244	209,082	105,163	33	128,190	1,889,086	1,328,036	561,051	30	845,208
Total Non-Personnel Expenses	8,852,236	8,678,311	173,925	2	7,990,811	54,916,987	52,055,430	2,861,557	5	47,869,749
Total Departmental Expenses before	12,399,727	11,987,469	412,258	3	11,389,559	76,778,770	72,775,023	4,003,747	5	71,347,707
Depreciation and Amortization										
69110 - Depreciation Expense	6,811,176	6,811,176	0	0	6,685,097	40,166,183	40,166,184	0	0	39,942,289
Total Depreciation and Amortization	6,811,176	6,811,176	0	0	6,685,097	40,166,183	40,166,184	0	0	39,942,289
Non-Operating Revenue/(Expense)										
Passenger Facility Charges										
71110 - Passenger Facility Charg	2,719,392	2,580,242	(139,149)	(5)	2,431,424	18,679,874	18,806,722	126,848	1	17,894,921
Total Passenger Facility Charges	2,719,392	2,580,242	(139,149)	(5)	2,431,424	18,679,874	18,806,722	126,848	1	17,894,921
Customer Facility Charges										
71120 - Customer facility charges (Con	2,362,711	2,433,862	71,151	3	2,273,792	16,237,328	16,724,541	487,213	3	15,766,699
Total Customer Facility Charges	2,362,711	2,433,862	71,151	3	2,273,792	16,237,328	16,724,541	487,213	3	15,766,699

San Diego County Regional Airport Authority
Authority Detail Income Statement - Supplemental Schedule
For the six months ended December 31, 2015
(Unaudited)

Print Date: 1/13/2016
Print Time: 2:41:47PM
Report ID: GL0012

	Month to Date					Year to Date				
	Budget	Actual	Variance Favorable (Unfavorable)	Variance Percent	Prior Year Actual	Budget	Actual	Variance Favorable (Unfavorable)	Variance Percent	Prior Year Actual
Quiter Home Program										
71212 - Quieter Home - Labor	\$0	\$(25,362)	\$(25,362)	0	\$(24,298)	\$0	\$(177,617)	\$(177,617)	0	\$(184,373)
71213 - Quieter Home - Burden	0	(10,881)	(10,881)	0	(8,929)	0	(76,913)	(76,913)	0	(80,810)
71214 - Quieter Home - Overhead	0	(53,274)	(53,274)	0	(19,382)	0	(149,120)	(149,120)	0	(128,998)
71215 - Quieter Home - Material	(1,294,666)	(698,005)	596,661	46	(847,667)	(6,940,306)	(6,172,493)	767,813	11	(5,130,734)
71216 - Quieter Home Program	1,034,447	470,965	(563,482)	(54)	841,099	5,557,336	5,330,655	(226,681)	(4)	4,731,536
71217 - Contract Labor	0	(4,923)	(4,923)	0	(17,083)	0	(34,884)	(34,884)	0	(157,892)
71218 - Contractor Burden	0	(6,266)	(6,266)	0	(38,916)	0	(44,398)	(44,398)	0	(200,953)
71222 - Contractor Labor	0	0	0	0	(54)	0	0	0	0	(331)
71223 - Contractor Burden	0	0	0	0	(68)	0	0	0	0	(422)
71224 - Joint Studies Overhead	0	0	0	0	0	0	(23)	(23)	0	0
71225 - Joint Studies - Material	(16,670)	(27,957)	(11,287)	(68)	(8,002)	(99,980)	(75,869)	24,111	24	(56,102)
71226 - Contractor Overhead	0	0	0	0	(61)	0	0	0	0	(375)
Total Quiter Home Program	(276,889)	(355,701)	(78,813)	(28)	(123,360)	(1,482,950)	(1,400,662)	82,288	6	(1,209,453)
Interest Income										
71310 - Interest - Investments	224,005	360,027	136,023	61	226,198	1,442,177	1,472,158	29,980	2	1,032,372
71340 - Interest - Note Receivab	176,112	176,112	0	0	183,418	1,054,517	1,054,517	0	0	1,097,389
71350 - Interest - Other	0	(429)	(429)	0	(316)	0	(858)	(858)	0	(592)
71360 - Interest - Bonds	0	0	0	0	0	0	(2,278)	(2,278)	0	0
71361 - Interest Income - 2010 Bonds	0	27,710	27,710	0	18,022	0	165,705	165,705	0	114,274
71363 - Interest Income - 2013 Bonds	0	29,291	29,291	0	35,443	0	175,746	175,746	0	212,659
71365 - Interest Income - 2014 Bond A	0	39,605	39,605	0	70,556	0	241,601	241,601	0	420,365
Total Interest Income	400,117	632,318	232,201	58	533,321	2,496,694	3,106,589	609,896	24	2,876,467
Interest income BAB's rebate										
71362 - BAB interest rebate	385,935	398,843	12,908	3	386,351	2,315,610	2,328,099	12,490	1	2,318,107
Total Interest income BAB's rebate	385,935	398,843	12,908	3	386,351	2,315,610	2,328,099	12,490	1	2,318,107

San Diego County Regional Airport Authority
Authority Detail Income Statement - Supplemental Schedule
For the six months ended December 31, 2015
(Unaudited)

Print Date: 1/13/2016
Print Time: 2:41:47PM
Report ID: GL0012

	Month to Date					Year to Date				
	Budget	Actual	Variance Favorable (Unfavorable)	Variance Percent	Prior Year Actual	Budget	Actual	Variance Favorable (Unfavorable)	Variance Percent	Prior Year Actual
Interest Expense										
71411 - Interest Expense- 2010 Bonds	\$(2,595,983)	\$(2,595,983)	\$0	0	\$(2,623,700)	\$(15,575,899)	\$(15,575,899)	\$0	0	\$(15,742,200)
71412 - Interest Expense 2013 Bonds	(1,534,550)	(1,534,550)	0	0	(1,539,625)	(9,207,300)	(9,207,300)	0	0	(9,237,750)
71413 - Interest Expense 2014 Bond A	(1,361,768)	(1,361,768)	0	0	(1,361,768)	(8,170,605)	(8,170,605)	0	0	(8,170,605)
71420 - Interest Expense - Comme	(48,296)	(26,768)	21,528	45	(26,468)	(289,778)	(140,408)	149,370	52	(109,598)
71430 - LOC Fees - C/P	(18,524)	(30,155)	(11,631)	(63)	(26,349)	(111,145)	(165,918)	(54,773)	(49)	(148,022)
71440 - Dealer Fees - C/P	0	0	0	0	0	0	0	0	0	(3,246)
71450 - Trustee Fee Bonds	(7,360)	0	7,360	100	(1,100)	(7,360)	0	7,360	100	(1,100)
71451 - Program Fees - Comm. Pap	(5,000)	0	5,000	100	0	(5,000)	(3,300)	1,700	34	(5,950)
71458 - Capitalized Interest	0	500,702	500,702	0	566,746	0	4,294,797	4,294,797	0	2,928,894
71460 - Interest Expense - Other	1,361,768	0	(1,361,768)	(100)	(5,839)	8,170,605	(1,000)	(8,171,605)	(100)	(873,511)
71461 - Interest Expense - Cap Leases	(57,579)	(57,579)	0	0	(58,931)	(347,217)	(347,217)	0	0	(295,722)
Total Interest Expense	(4,267,292)	(5,106,101)	(838,809)	(20)	(5,077,035)	(25,543,699)	(29,316,850)	(3,773,151)	(15)	(31,658,809)
Amortization										
69210 - Amortization - Premium	353,923	353,923	0	0	361,122	2,132,664	2,132,664	0	0	2,175,494
Total Amortization	353,923	353,923	0	0	361,122	2,132,664	2,132,664	0	0	2,175,494
Other Non-Operating Income (Expense)										
71510 - Legal Settlement Income	0	(29,000)	(29,000)	0	0	0	2,535	2,535	0	1,951
71520 - Fixed Asset Disposal-Pro	0	1,122,573	1,122,573	0	0	0	1,142,573	1,142,573	0	0
71530 - Gain/Loss On Investments	0	(1,114,535)	(1,114,535)	0	428,780	0	(2,396,384)	(2,396,384)	0	(261,065)
71540 - Discounts Earned	0	4,449	4,449	0	1,898	0	11,849	11,849	0	4,650
71610 - Legal Settlement Expense	(833)	0	833	100	0	(5,000)	(369,632)	(364,632)	(7,293)	0
71620 - Other non-operating revenue (e	0	12,015	12,015	0	9,412	0	35,864	35,864	0	44,479
71630 - Other Non-Operating Expe	0	0	0	0	0	0	0	0	0	(28)
73300 - DMJM and Auth OH Clearin	0	0	0	0	0	0	0	0	0	0
Total Other Non-Operating Income (Expense)	(833)	(4,497)	(3,664)	(440)	440,090	(5,000)	(1,573,194)	(1,568,194)	(31,364)	(210,013)
Total Non-Operating Revenue/(Expense)	1,677,063	932,888	(744,175)	(44)	(1,225,705)	14,830,520	10,807,909	(4,022,611)	(27)	(7,953,413)
Capital Grant Contribution										
72100 - AIP Grants	15,000	225,284	210,284	1,402	155,784	11,442,103	10,777,255	(664,848)	(6)	2,375,598
Total Capital Grant Contribution	15,000	225,284	210,284	1,402	155,784	11,442,103	10,777,255	(664,848)	(6)	2,375,598
Total Expenses Net of Non-Operating Revenue/ (Expense)	17,518,840	17,640,473	(121,633)	(1)	16,693,167	90,672,330	91,356,042	(683,711)	(1)	100,960,985
Net Income/(Loss)	190,509	(1,042,016)	(1,232,524)	(647)	247,270	19,991,940	22,409,542	2,417,602	12	6,061,336

San Diego County Regional Airport Authority
Authority Detail Income Statement - Supplemental Schedule
For the six months ended December 31, 2015
(Unaudited)

Print Date: 1/13/2016
Print Time: 2:41:47PM
Report ID: GL0012

	Month to Date					Year to Date				
	Budget	Actual	Variance Favorable (Unfavorable)	Variance Percent	Prior Year Actual	Budget	Actual	Variance Favorable (Unfavorable)	Variance Percent	Prior Year Actual
Equipment Outlay										
73200 - Equipment Outlay Expendi	\$(111,083)	\$(542,225)	\$(431,141)	(388)	\$0	\$(506,500)	\$(542,225)	\$(35,725)	(7)	\$240,645
73299 - Capitalized Equipment Co	0	542,225	542,225	0	0	0	542,225	542,225	0	(240,645)
Total Equipment Outlay	(111,083)	0	111,083	100	0	(506,500)	0	506,500	100	0

ITEM 4



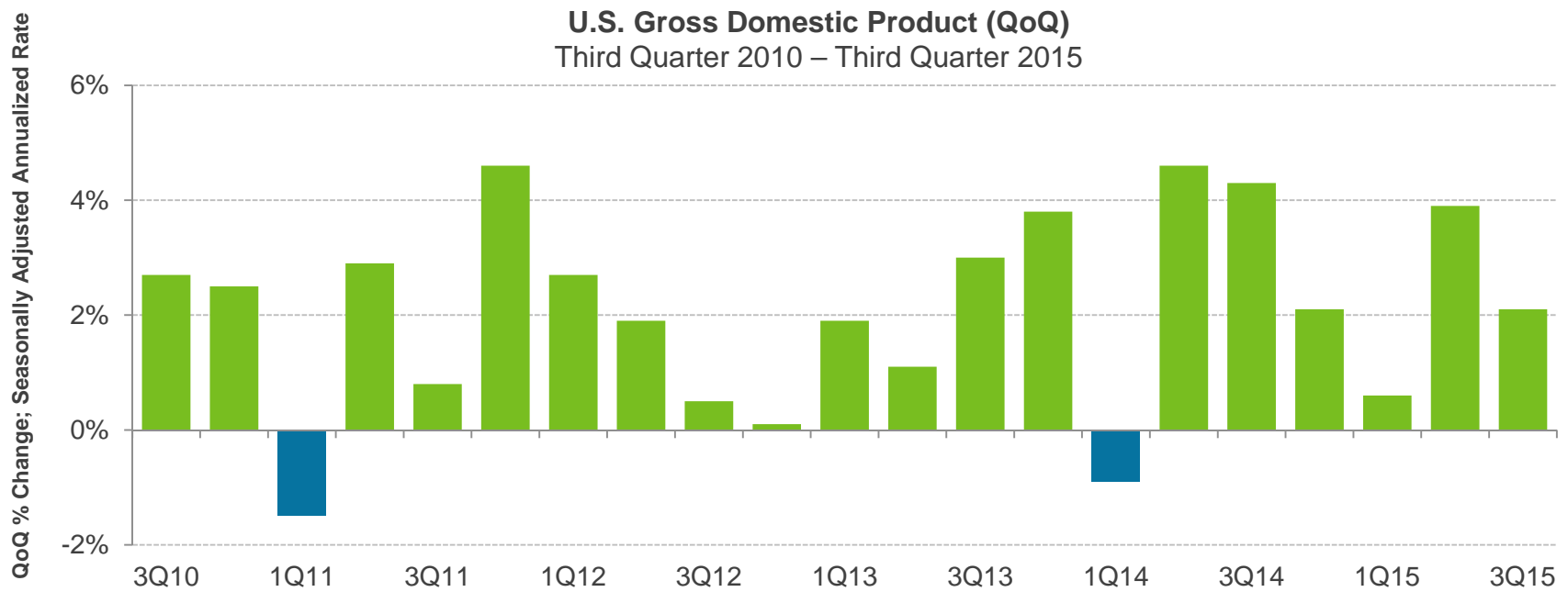
Review of the Unaudited Financial Statements for the Six Months Ended December 31, 2015 and 2014

Presented by:
Scott Brickner, CPA
Vice President, Finance and Asset Management/Treasurer
Kathy Kiefer
Senior Director, Finance and Asset Management

February 8, 2016

Third Quarter GDP Revised Upward

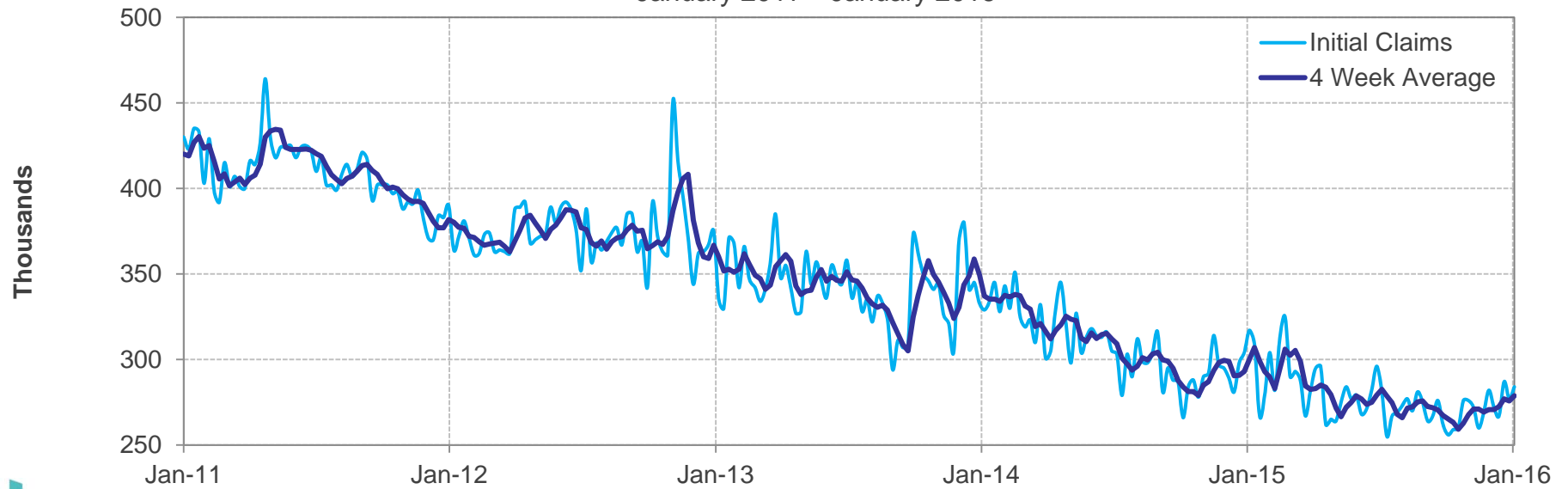
Third quarter GDP (second estimate) was revised upward to 2.1% compared to the advanced estimate of 1.5%. The upward revision was largely due to a larger increase in inventories than originally estimated. This was a positive for the third quarter, but could be a drag on fourth quarter GDP.



Initial Claims For Unemployment

For the week ending January 9, 2016, initial claims for unemployment (seasonally adjusted) rose by 7,000 to 284,000. The 4-week moving average, which helps smooth out some of the weekly volatility, rose by 3,000 to 278,270. The recent trend suggests that the January employment situation report might be weaker than the very strong December jobs report.

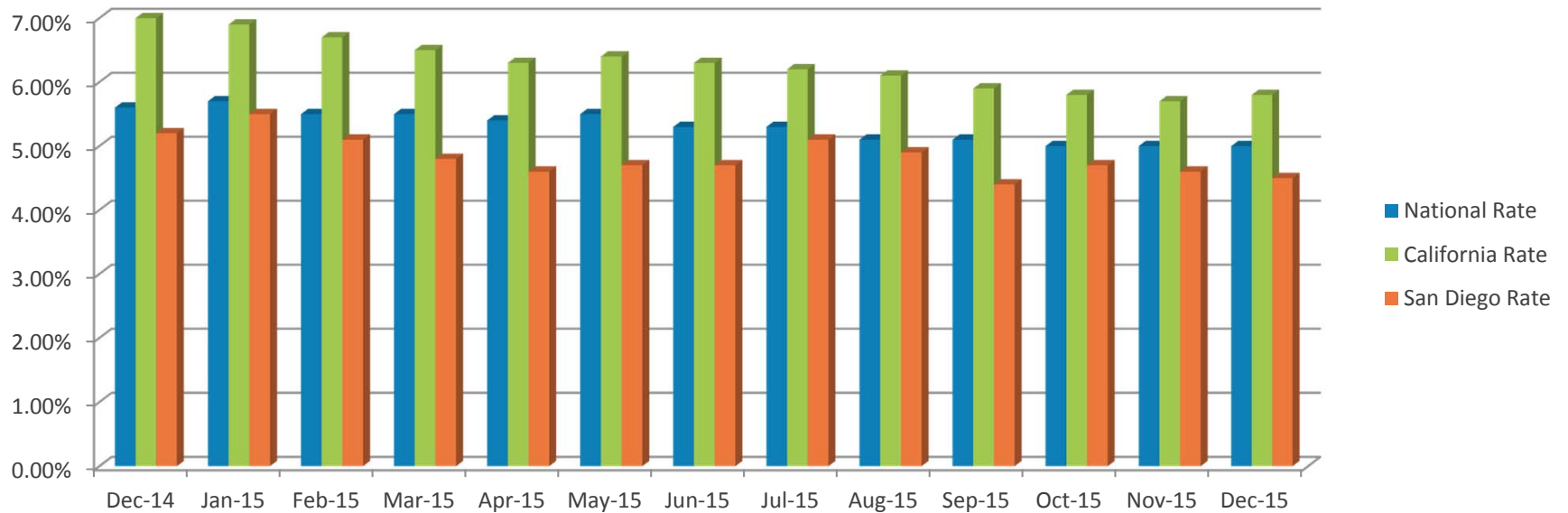
Initial Jobless Claims and 4-Week Moving Average
January 2011 – January 2016



December Unemployment Rates Hold Steady

The National unemployment rate has remained unchanged since October, holding steady at 5.0 percent for December. The National U-6 rate also remained unchanged for December remaining at 9.9 percent, which was the same rate for November. In California the unemployment rate went up 0.1 percentage point from the November rate of 5.7 percent to 5.8 percent for December, and down 1.2 percentage points from one year ago. Locally, San Diego's unemployment rate dropped 0.1 point to 4.5 percent for December from 4.6 percent in November.

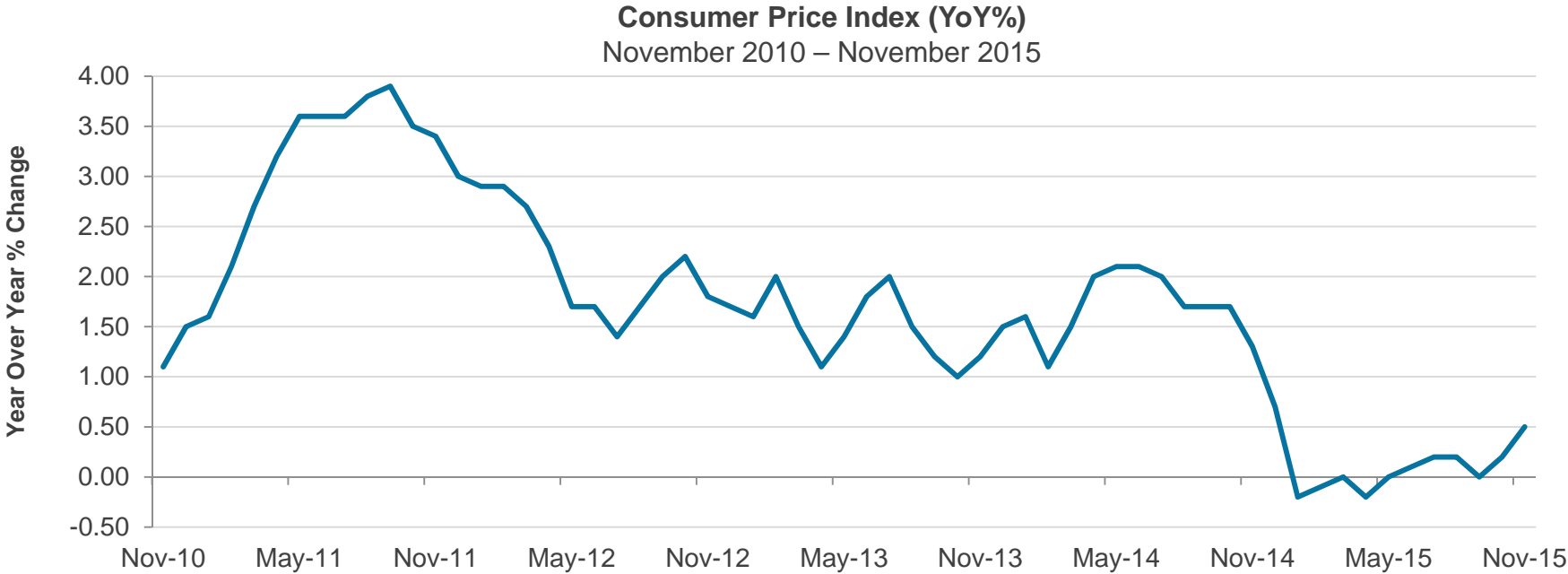
Unemployment Rates



Source: US Dept of Labor, CA EDD

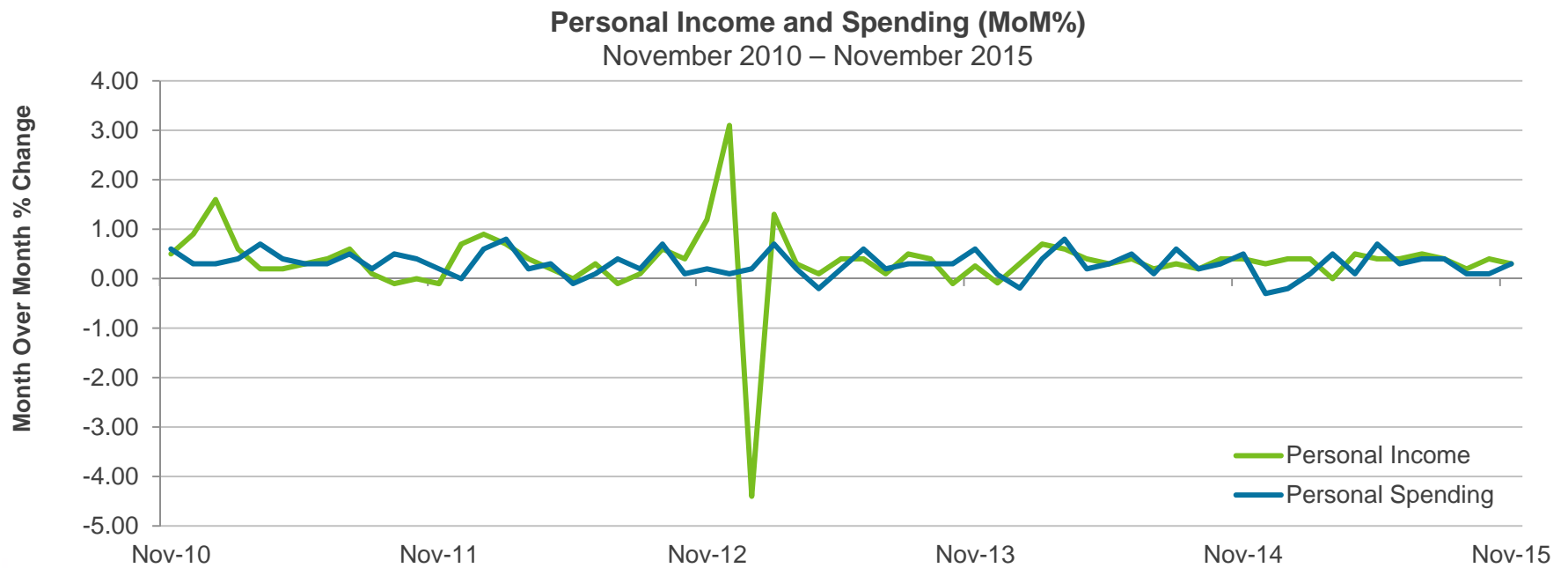
Consumer Price Index

The Consumer Price Index for the twelve months ending November was up 0.50% compared to a 0.20% increase in October. Core CPI, excluding food and energy, was up 2.0% for the twelve months ending November, which was up from the 1.9% increase in October. Inflation has been trending higher recently towards the Federal Reserve’s 2% target.



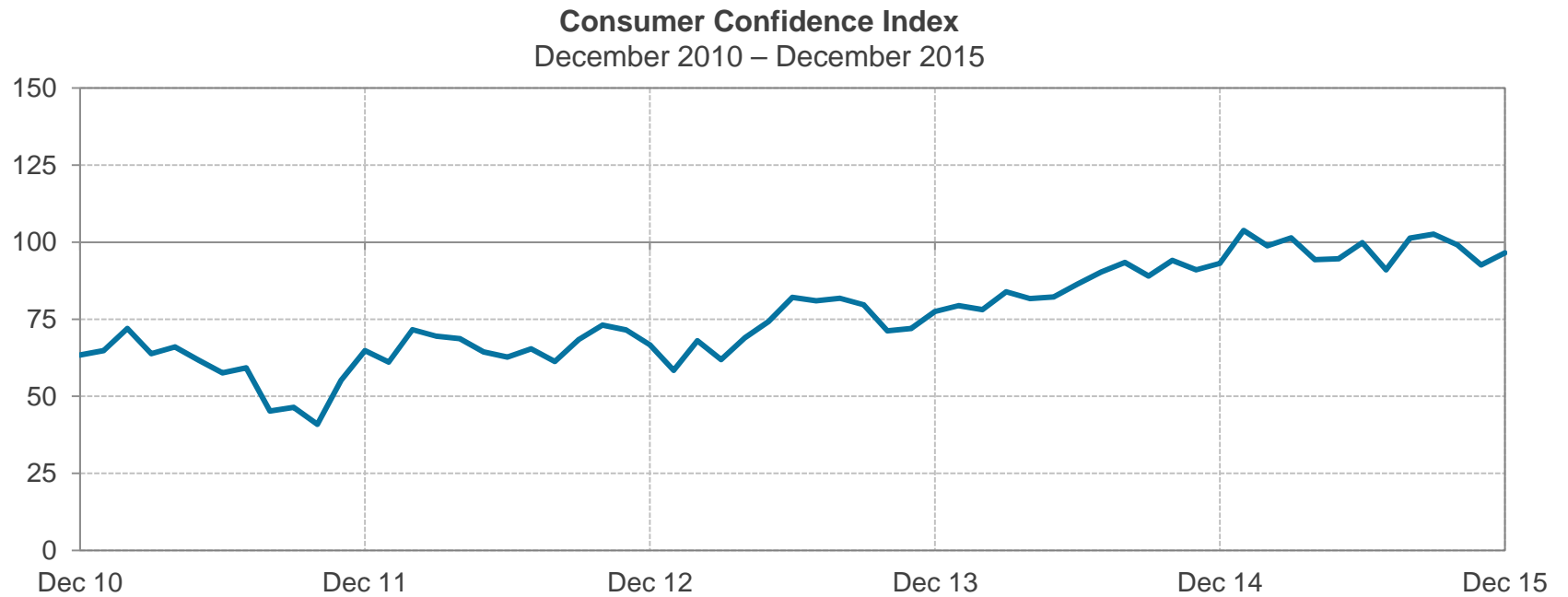
Personal Income and Spending

Personal income rose by 0.30% in November, down from a 0.40% increase in October. Spending rose by 0.30% in November compared to a 0.10% increase in October. Overall, the report suggests that the consumer sector remains solid.



Consumer Confidence Index

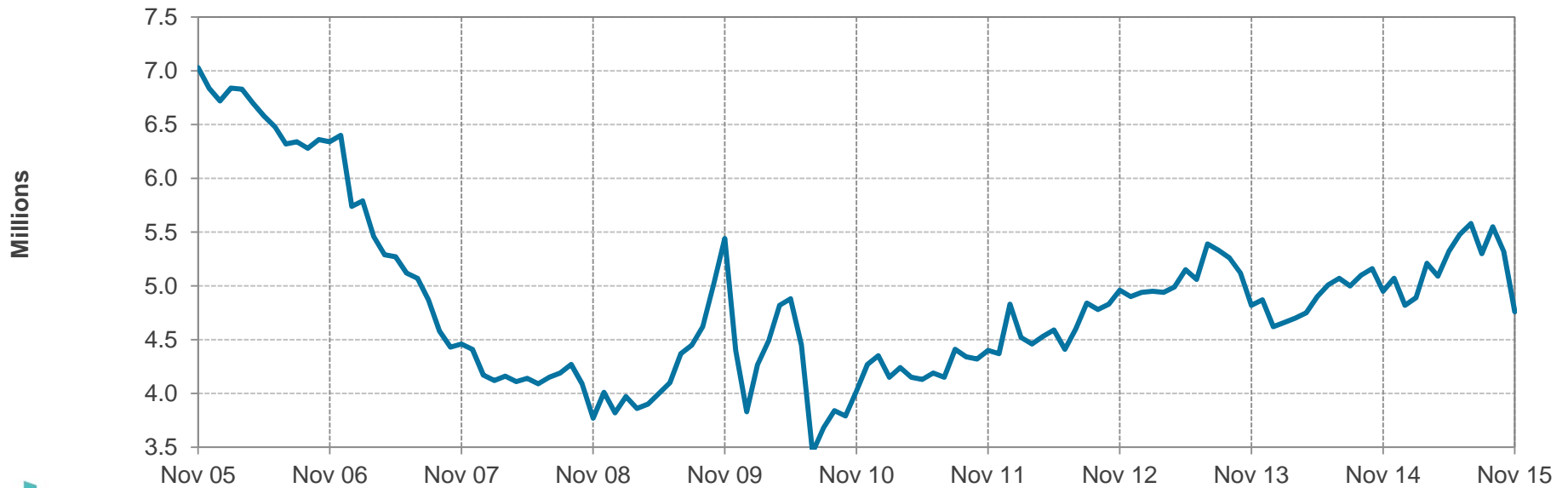
The Consumer Confidence Index, which was down in November, rose a modest 3.9 in December to 92.6. The improvement in the Index was driven by consumers improved assessment of the labor market. However, future expectations have declined somewhat.



Existing Home Sales Fell Sharply

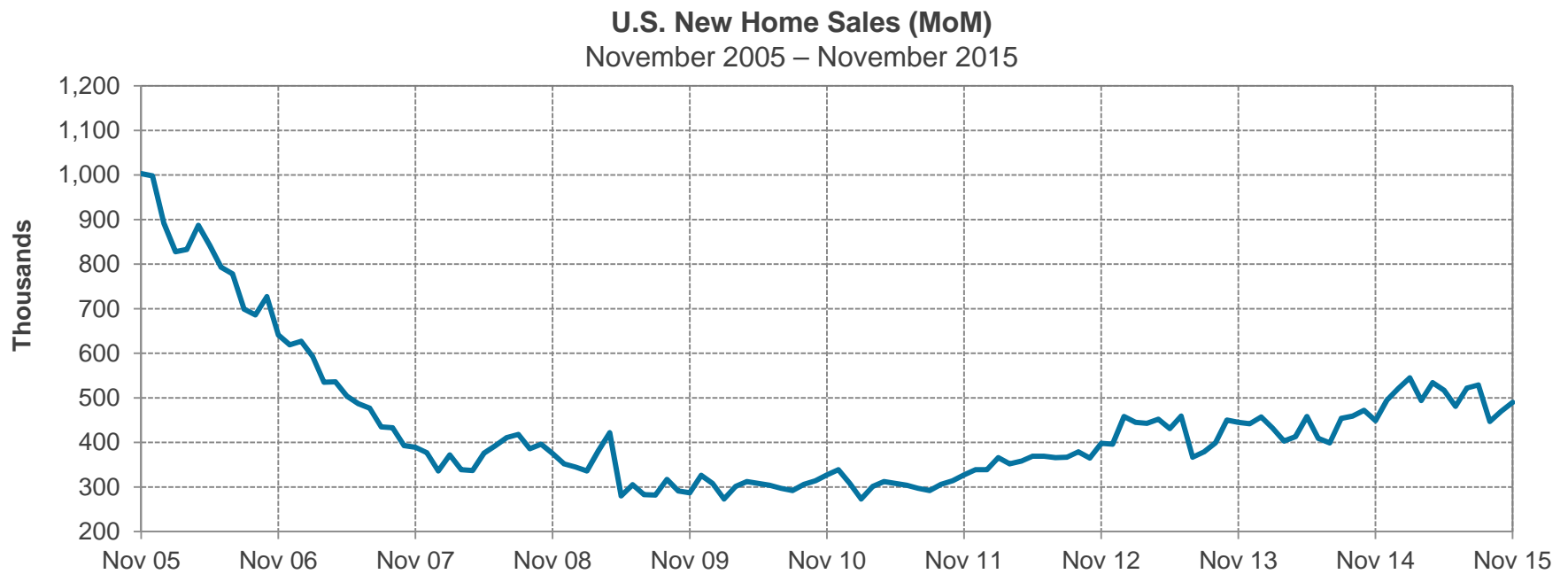
After a small decline in October, existing home sales fell sharply in November due to a seasonally adjusted annualized rate of 4.76 million units, which was a 10.5% decrease from the prior month and a 3.8% decrease from the prior year. November sales were at their lowest level since April 2014. However, the decline appears to be partly due to a change in closing rules, which may have pushed some sales into December.

U.S. Existing Home Sales (MoM)
November 2005 – November 2015



New Home Sales Up

After falling the prior two months, new homes sales rose by 4.3% in November to a seasonally adjusted annualized rate of 490,000 units. New home sales were up 9.1% compared to November 2014.



Oil Rout Continues

Oil (WTI spot) closed at \$31.42 on January 11th, which is a low for the past twelve months and is down 49% from its high for the past twelve months of \$61.36 reached on June 10, 2015. Oil prices have fallen on continued strong oil supplies, a stronger dollar, and weakness in the global economy.

West Texas Intermediate Oil Price Per Barrel (WTI Spot)

January 1, 2011 – January 11, 2016



Jet Fuel Prices Down

Jet fuel (U.S. Gulf Coast Spot) closed at \$0.925 on January 11th, which is a low for the past twelve months and down 51% from its high for the past twelve month of \$1.907 reached on May 5, 2015. Falling crude prices have helped drive down jet fuel prices.

U.S. Gulf Coast Kerosene-Type Jet Fuel Spot Price FOB
January 1, 2011 – January 11, 2016



U.S. Equity Markets Down Sharply to Begin 2016

The equity markets have fallen sharply to begin 2016, driven by the rout in oil prices and the prospects for a slowdown in global growth. The equity markets had their worst first two weeks ever. Year-to-date, the DJIA is down -8.09% and the S&P 500 is down -7.96%.

Dow Jones Industrial Average and S&P 500 Indices

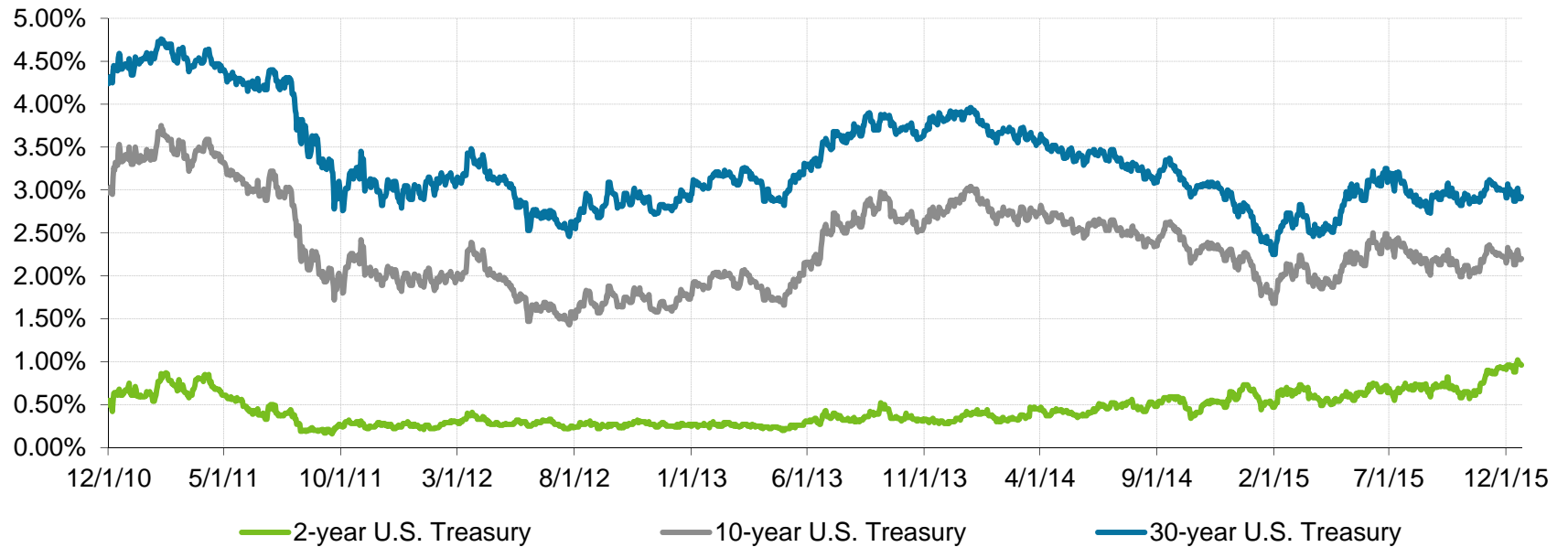
January 1, 2010 – January 19, 2015



Treasury Yields

After the FOMC raised interest rates at its December meeting, the 2-year U.S. Treasury yield went over 1.0% for the first time since April 2010. Although longer-term Treasury yields had moved higher, they have fallen recently on subdued inflation expectations and weakness in the global economy.

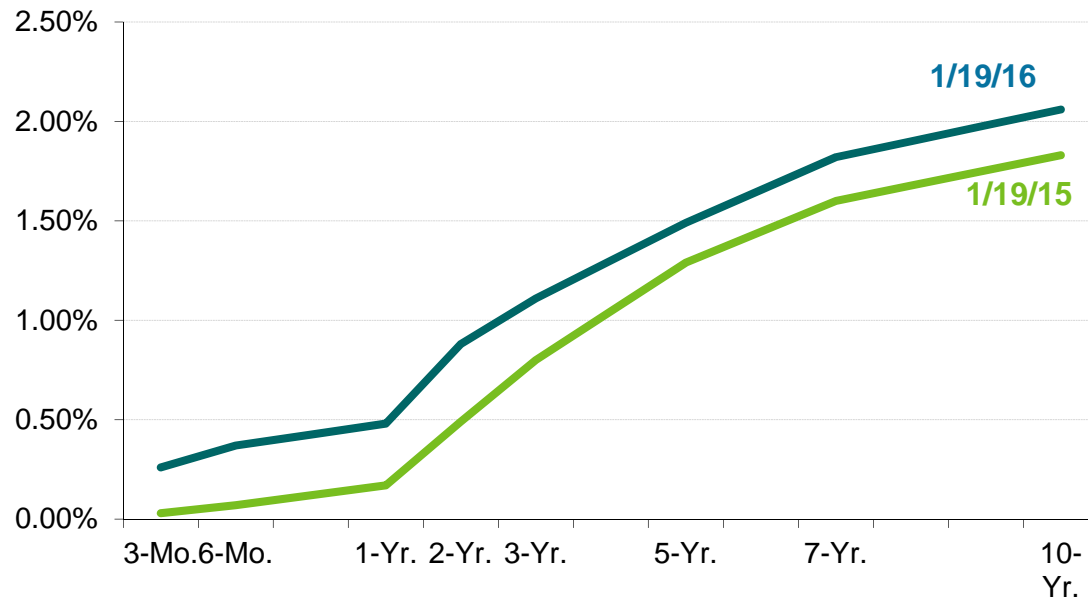
2-, 10- and 30-year U.S. Treasury Yields
December 1, 2010 – December 21, 2015



U.S. Treasury Yield Curve

Although down from their recent highs, Treasury yields remain above their prior year levels. The potential for addition of federal funds target rate could put additional upward pressure on rates. However global economic concerns have been dominating recently putting downward pressure on yields.

U.S. Treasury Yield Curve
January 19, 2015 versus January 19, 2016



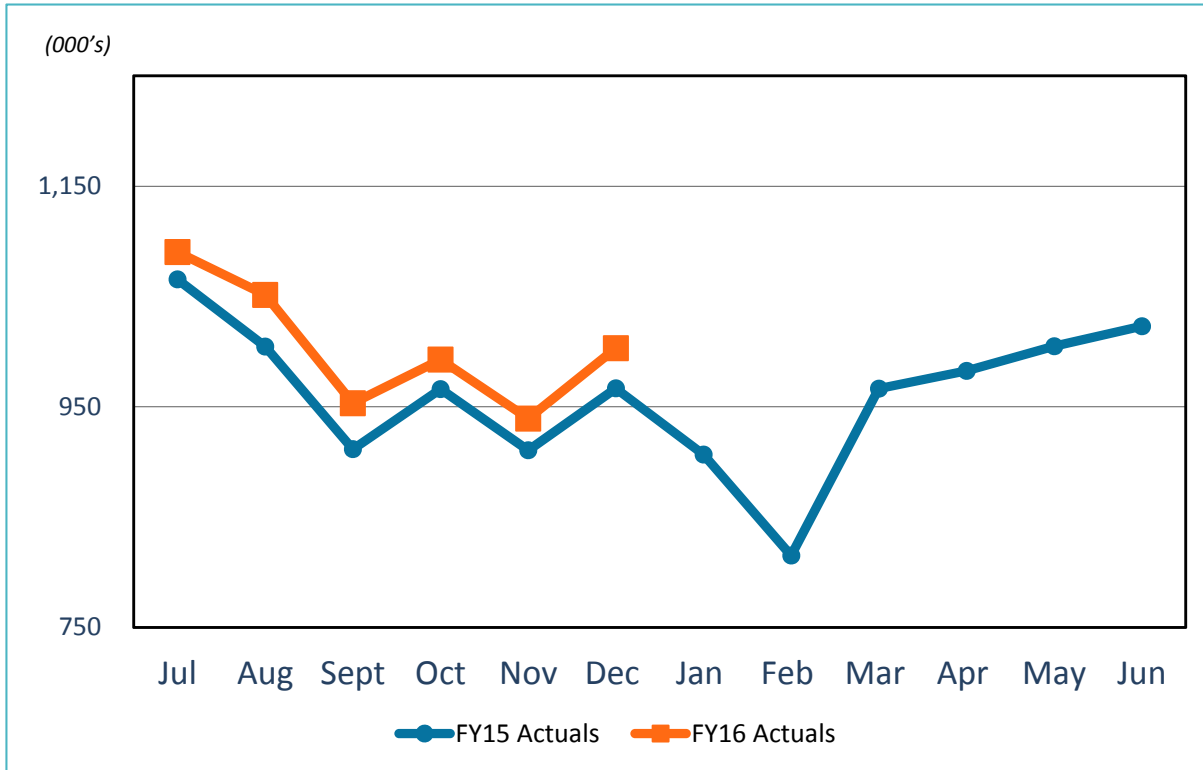
	1/19/15	1/19/16	Change
3-Mo.	0.03%	0.26%	0.23%
6-Mo.	0.07%	0.37%	0.30%
1-Yr.	0.17%	0.48%	0.31%
2-Yr.	0.49%	0.88%	0.39%
3-Yr.	0.80%	1.11%	0.31%
5-Yr.	1.29%	1.49%	0.20%
10-Yr.	1.83%	2.06%	0.23%
20-Yr.	2.17%	2.45%	0.28%
30-Yr.	2.44%	2.82%	0.38%



Revenue & Expenses (Unaudited) For the Month Ended December 2015 and 2014

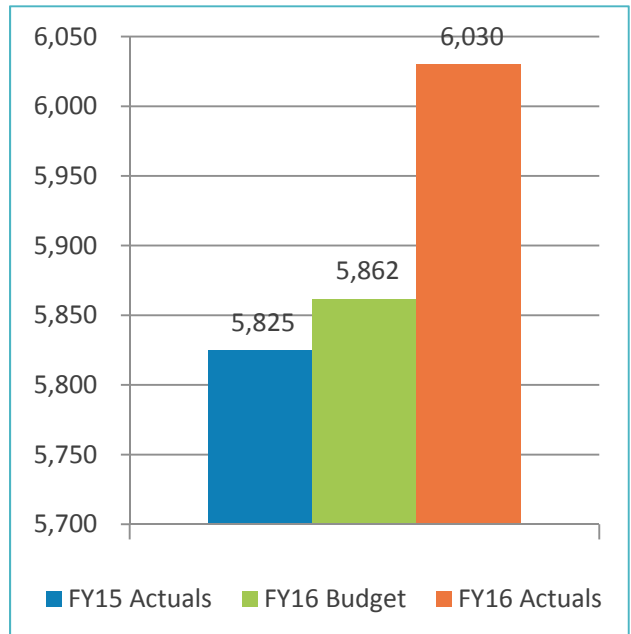


Gross Landing Weight Units (000 lbs)

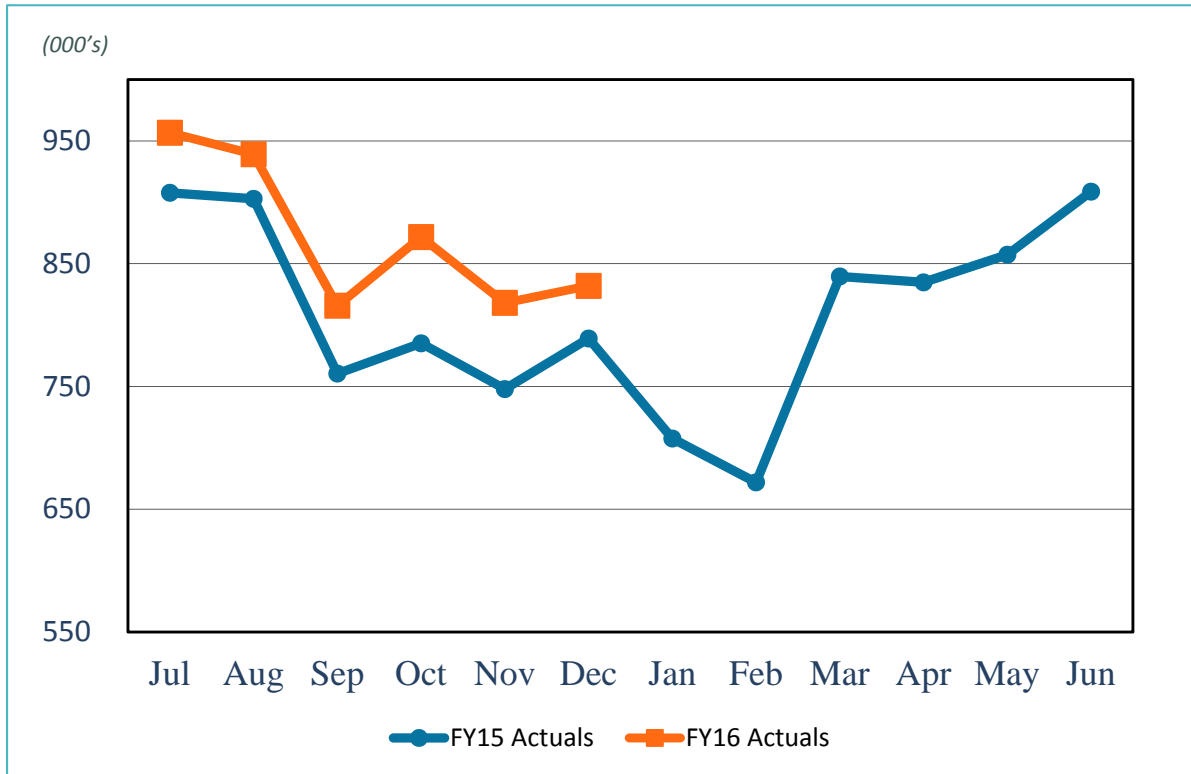


FY16 YTD Act Vs.
FY15 YTD Act
3.5%

FY16 YTD Act Vs.
FY16 YTD Budget
2.9%

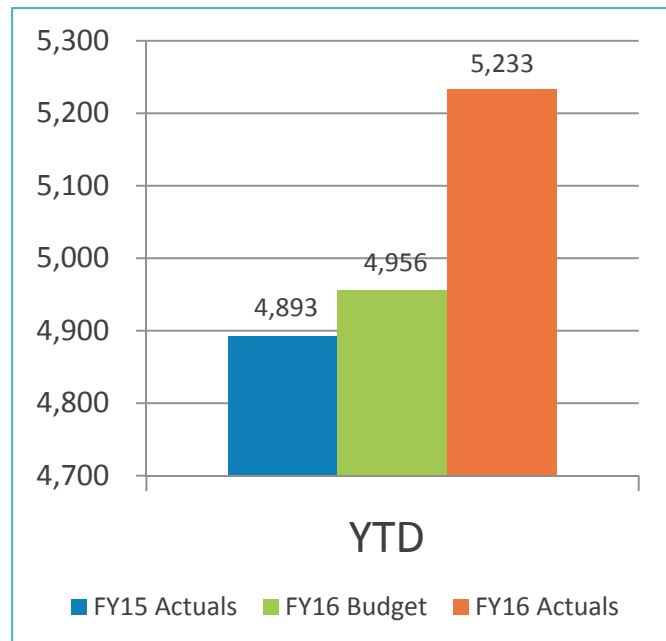


Enplanements

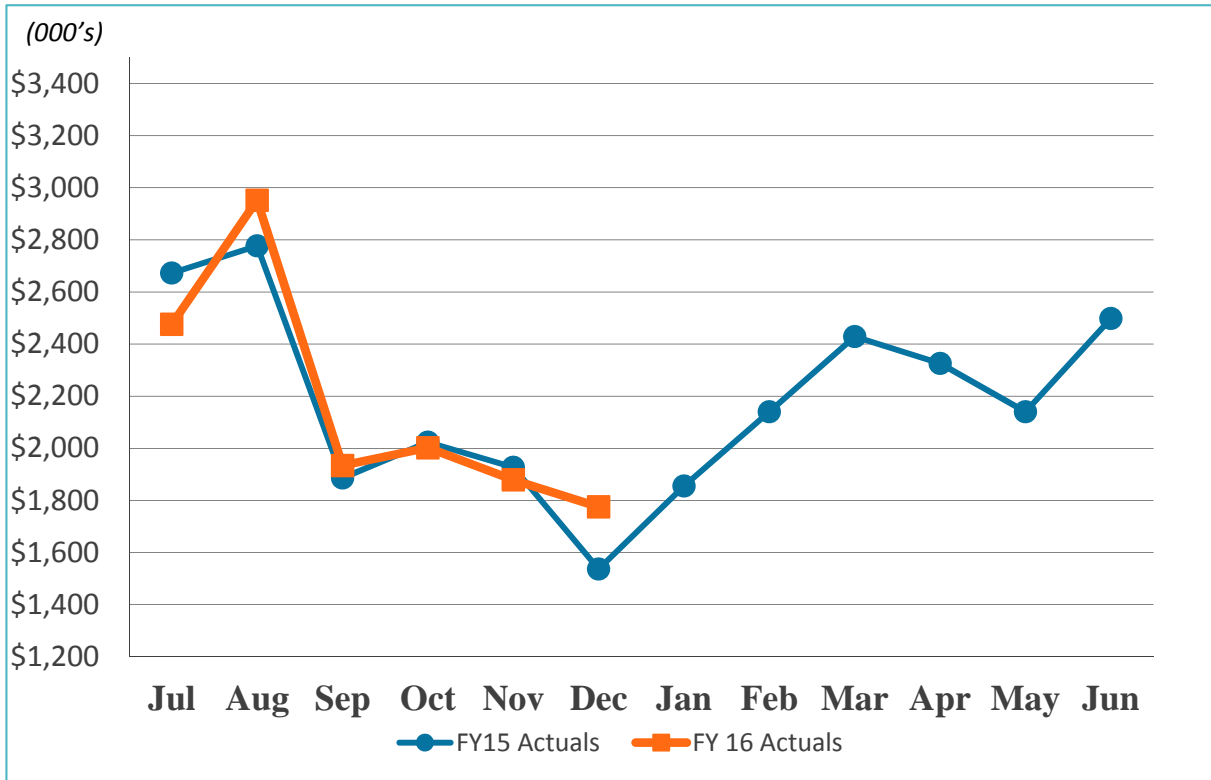


FY16 YTD Act Vs.
FY15 YTD Act
7.0%

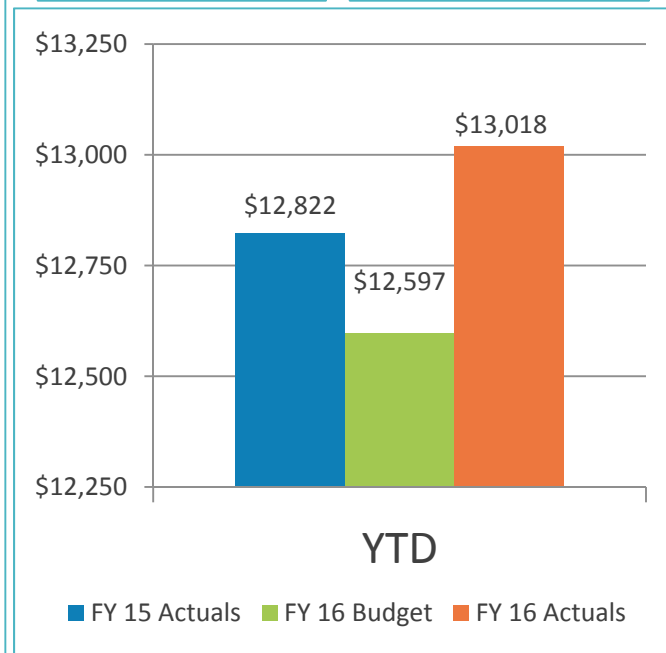
FY16 YTD Act Vs.
FY16 YTD Budget
5.6%



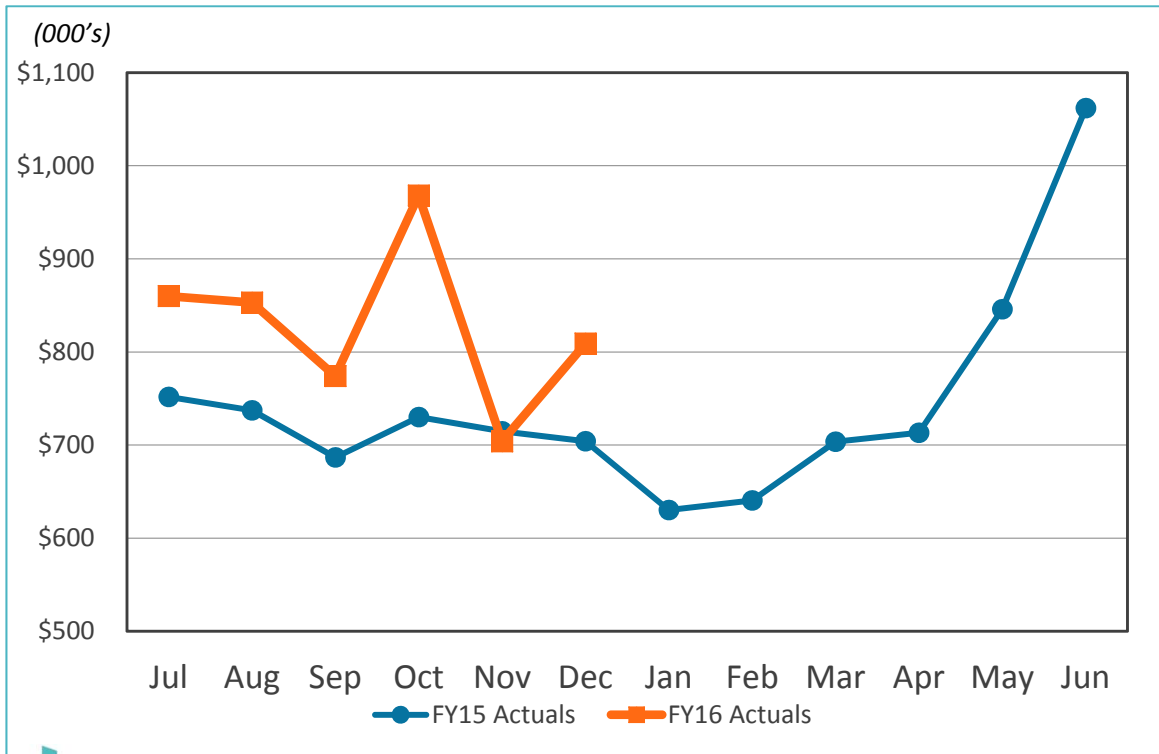
Car Rental License Fees



FY16 YTD Act Vs. FY15 YTD Act 1.5%	FY16 YTD Act Vs. FY16 YTD Budget 3.3%
--	---

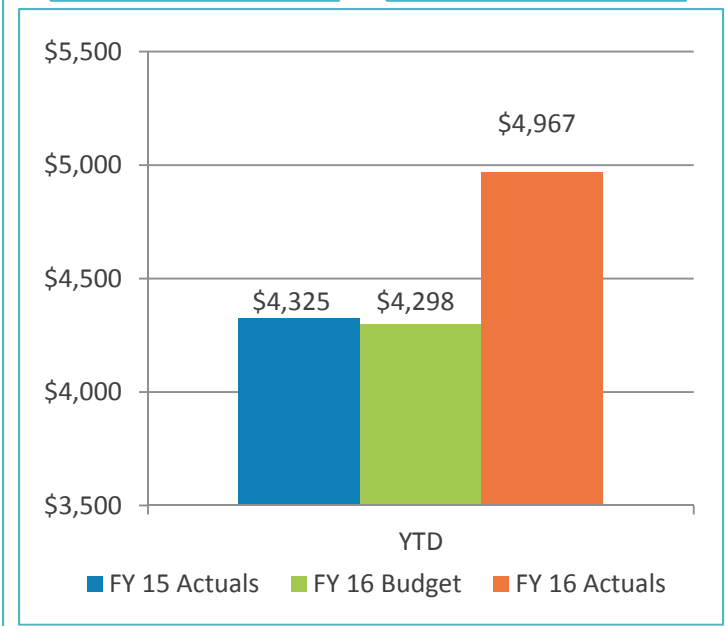


Food and Beverage Concessions Revenue

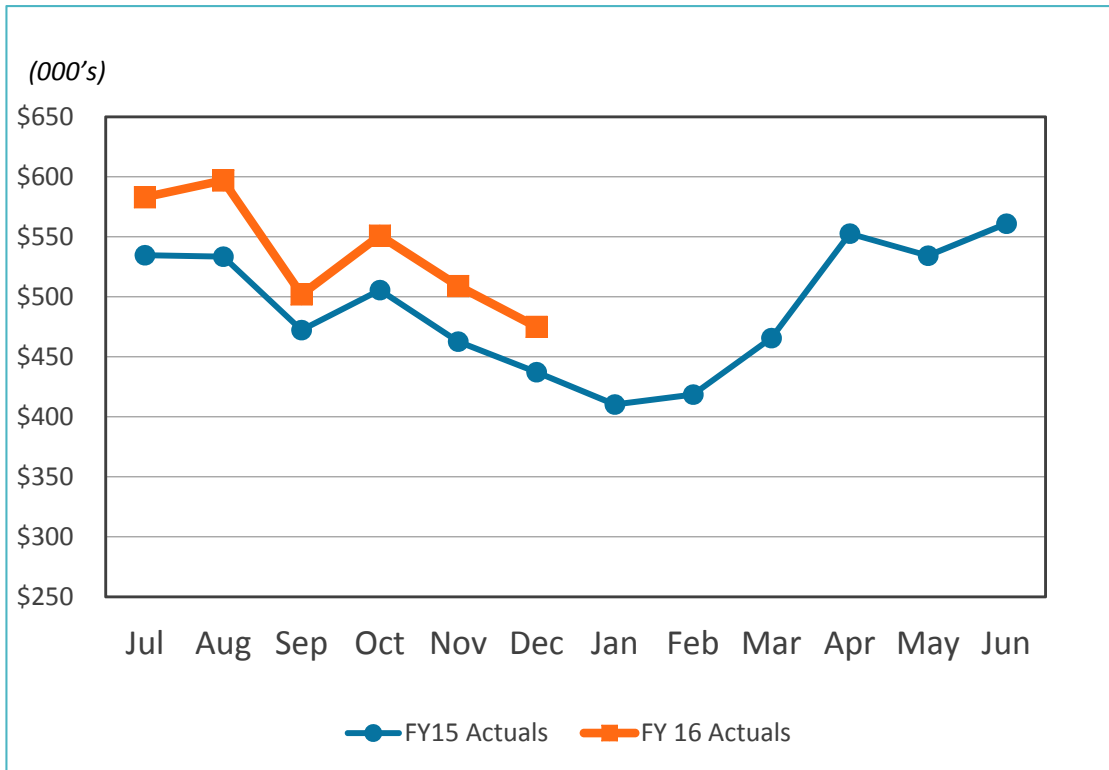


FY16 YTD Act Vs.
FY15 YTD Act
14.9%

FY16 YTD Act Vs.
FY16 YTD Budget
15.6%

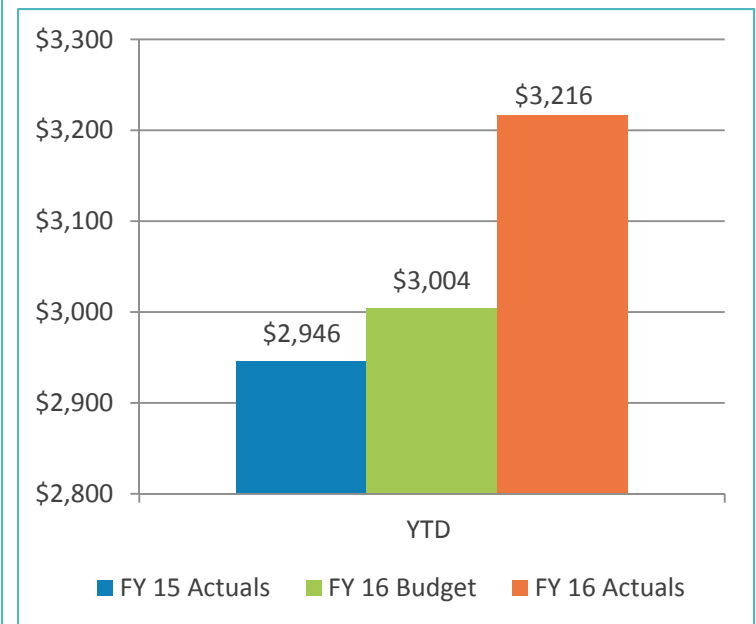


Retail Concessions Revenue

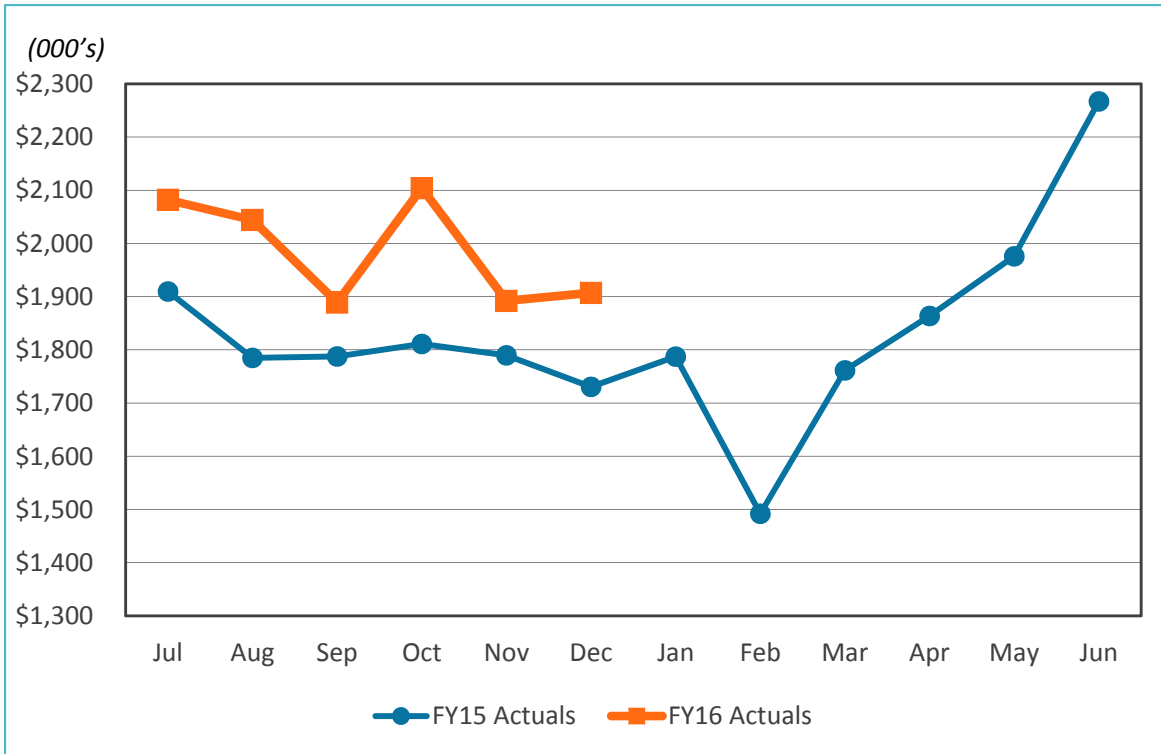


FY16 YTD Act Vs.
FY15 YTD Act
9.2%

FY16 YTD Act Vs.
FY16 YTD Budget
7.1%

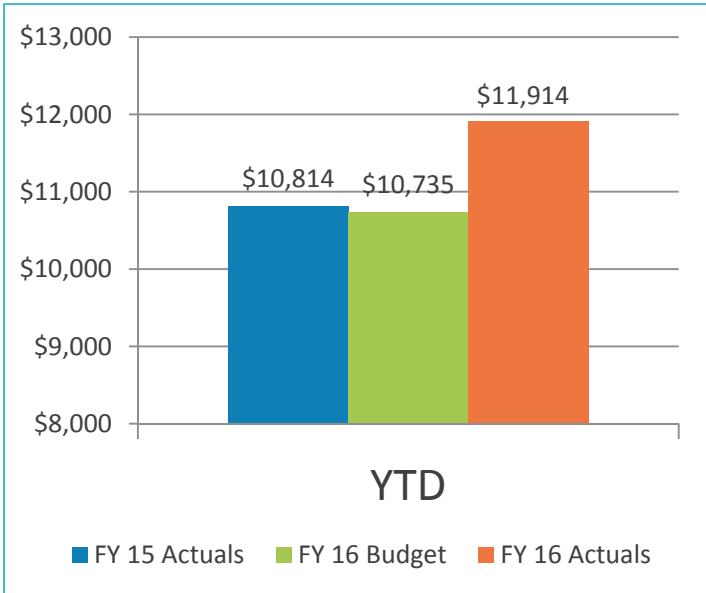


Total Terminal Concessions (Includes Cost Recovery)

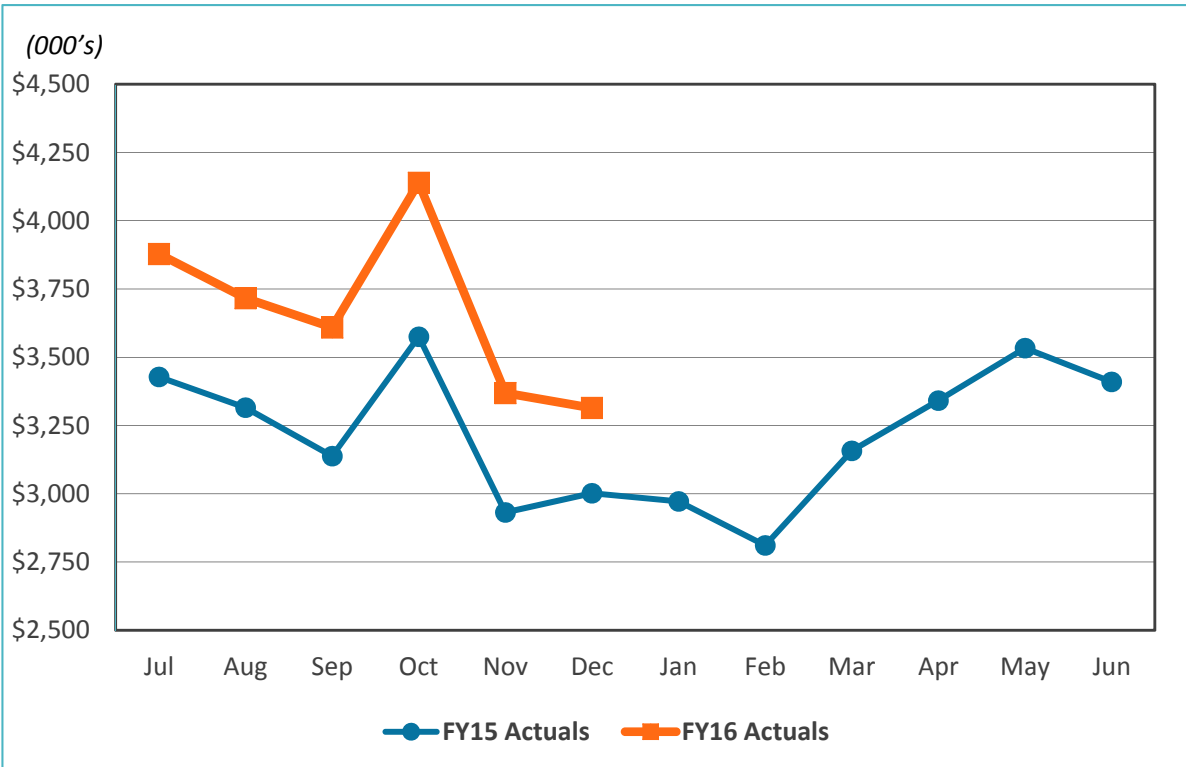


FY16 YTD Act Vs.
FY15 YTD Act
10.2%

FY16 YTD Act Vs.
FY16 YTD Budget
11.0%

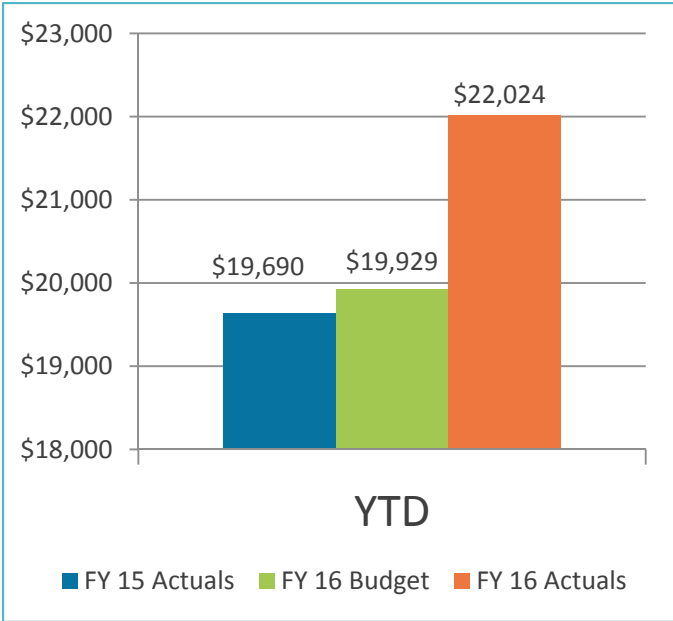


Parking Revenue



FY16 YTD Act Vs.
FY15 YTD Act
11.9%

FY16 YTD Act Vs.
FY16 YTD Budget
10.5%



Operating Revenues for the Month Ended December 31, 2015

(In thousands)	Budget	Actual	Variance Favorable (Unfavorable)	% Change	Prior Year
Aviation revenue:					
Landing fees	\$ 2,077	\$ 1,729	\$ (348)	(17)%	\$ 1,946
Aircraft parking fees	240	226	(14)	(6)%	209
Building rentals	4,435	3,934	(501)	(11)%	4,194
Security surcharge	2,307	1,513	(794)	(34)%	2,211
CUPPS Support Charges	101	101	-	-	94
Other aviation revenue	131	133	2	2%	133
Total aviation revenue	\$ 9,291	\$ 7,636	\$ (1,655)	(18)%	\$ 8,787

Operating Revenues for the Month Ended December 31, 2015

(In thousands)	Budget	Actual	Variance Favorable (Unfavorable)	%	Prior Year
				Change	
Terminal rent non-airline	\$ 119	\$ 106	\$ (13)	(11)%	\$ 103
Concession revenue:					
Terminal concession revenue:					
Food and beverage	718	809	91	13%	704
Gifts and news	446	475	29	7%	437
Space storage	78	71	(7)	(8)%	79
Cost recovery	218	207	(11)	(5)%	205
Other <i>(Primarily advertising)</i>	322	345	23	7%	305
Total terminal concession revenue	1,782	1,907	125	7%	1,730
Car rental and license fee revenue:					
Rental car and license fees	1,656	1,775	119	7%	1,536
License fees-other	393	336	(57)	(15)%	411
Total rental car and license fees	2,049	2,111	62	3%	1,947
Total concession revenue	\$ 3,831	\$ 4,018	\$ 187	5%	\$ 3,677

Operating Revenues for the Month Ended December 31, 2015

(In thousands)	Budget	Actual	Variance Favorable (Unfavorable)	% Change	Prior Year
Parking revenue:					
Short-term parking revenue	\$ 1,984	\$ 2,043	\$ 59	3%	\$ 1,993
Long-term parking revenue	1,065	1,271	206	19%	1,059
Total parking revenue	3,049	3,314	265	9%	3,052
Ground transportation permits and citations	356	427	71	20%	234
Ground rentals	1,000	1,014	14	1%	969
Grant reimbursements	25	25	(0)	-	25
Other operating revenue	39	60	21	53%	94
Subtotal	4,469	4,840	371	8%	4,374
Total operating revenues	\$ 17,710	\$ 16,600	\$ (1,110)	(6)%	\$ 16,941

Operating Expenses for the Month Ended December 31, 2015

(In thousands)	Budget	Actual	Variance Favorable (Unfavorable)	% Change	Prior Year
Operating expenses:					
Salaries and benefits	\$ 3,547	\$ 3,309	\$ 238	7%	\$ 3,399
Contractual services	3,023	2,772	251	8%	2,565
Safety and security	2,041	1,912	129	6%	1,933
Space rental	869	868	1	-	869
Utilities	893	608	285	32%	675
Maintenance	1,154	1,666	(512)	(44)%	1,280
Equipment and systems	47	59	(12)	(25)%	25
Materials and supplies	34	76	(42)	(122)%	35
Insurance	110	79	31	29%	89
Employee development and support	111	70	41	37%	52
Business development	256	358	(102)	(40)%	341
Equipment rental and repairs	314	209	105	33%	128
Total operating expenses	\$ 12,399	\$ 11,986	\$ 413	3%	\$ 11,391

Financial Summary

for the Month Ended December 31, 2015

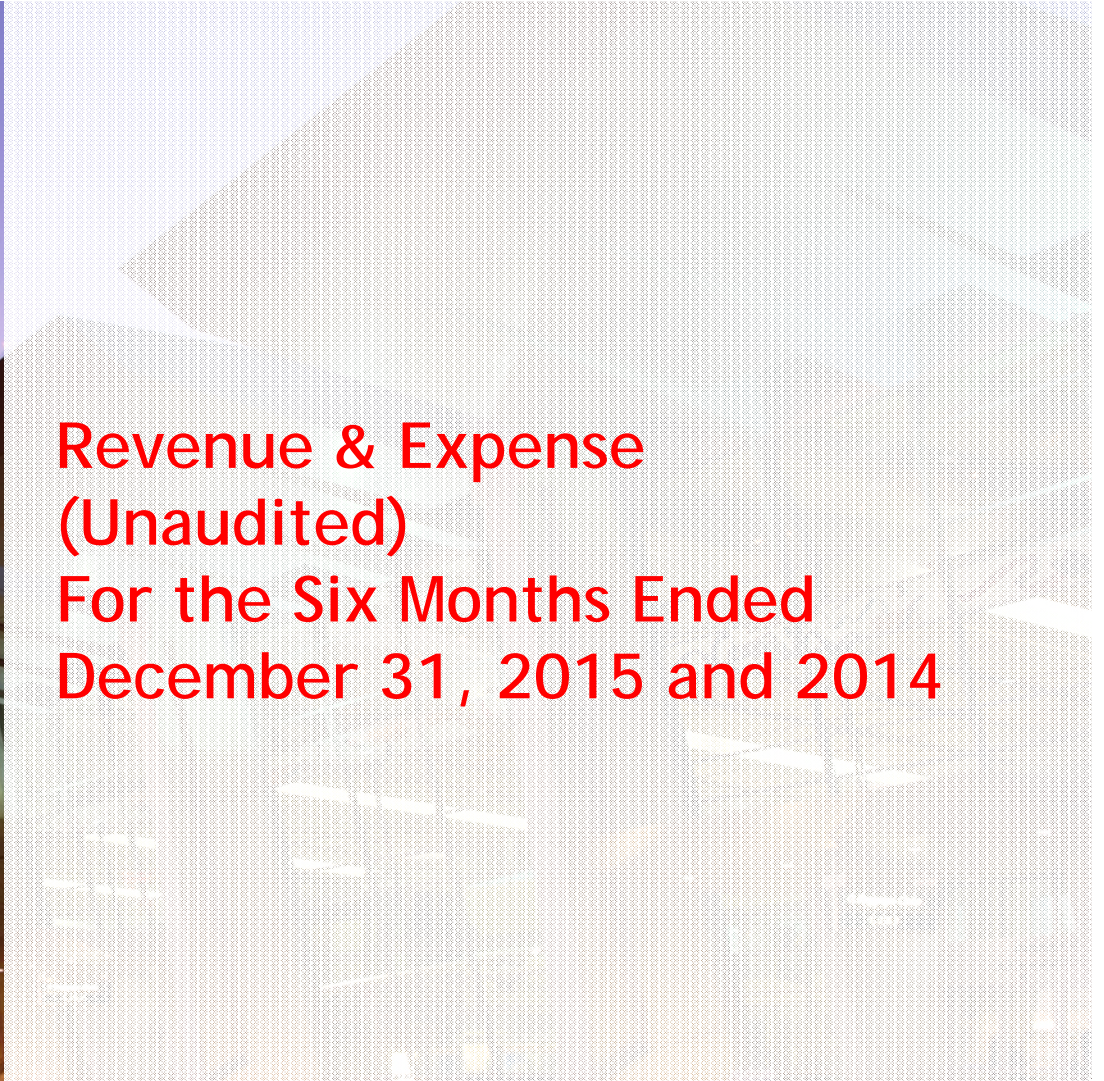
(In thousands)	Budget	Actual	Variance Favorable (Unfavorable)	% Change	Prior Year
Total operating revenues	\$ 17,710	\$ 16,600	\$ (1,110)	(6)%	\$ 16,941
Total operating expenses	12,399	11,986	413	3%	11,391
Income from operations	5,311	4,614	(697)	(13)%	5,550
Depreciation	6,811	6,811	-	-	6,685
Operating income (loss)	\$ (1,500)	\$ (2,197)	\$ (697)	(46)%	\$ (1,135)

Non-operating Revenues & Expenses for the Month Ended December 31, 2015

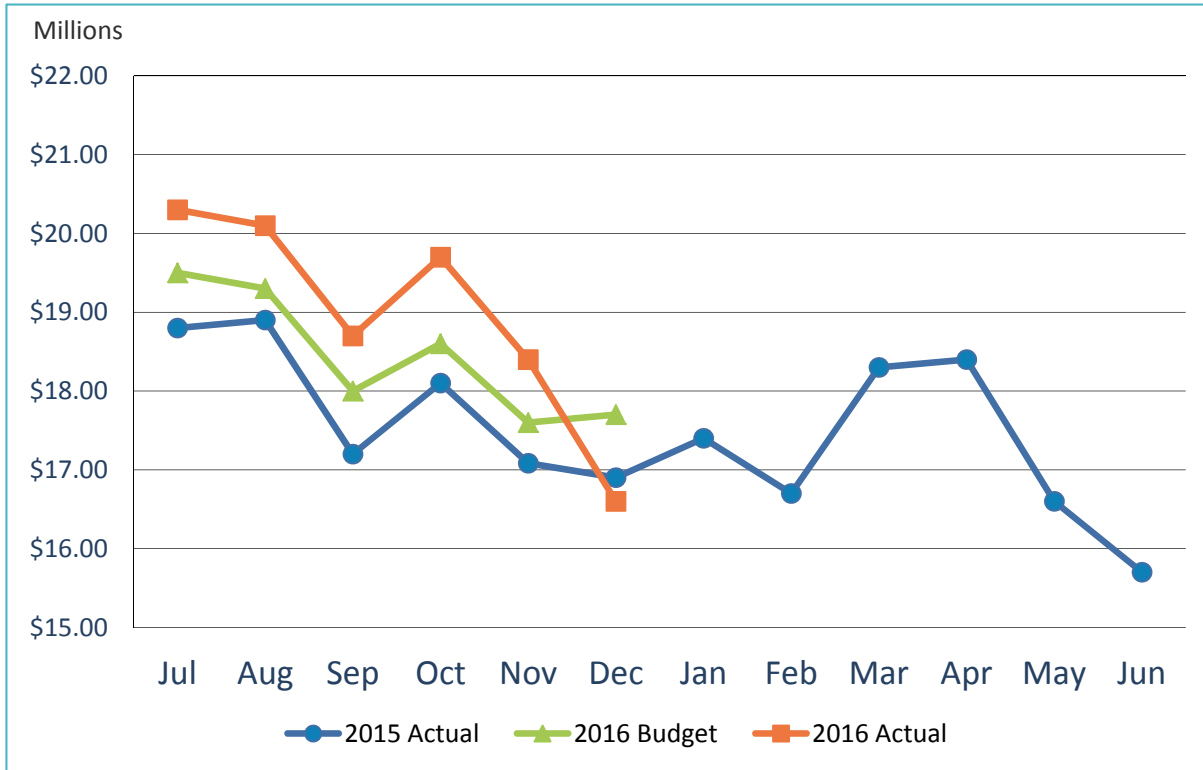
(In thousands)	Budget	Actual	Variance Favorable (Unfavorable)	% Change	Prior Year
Nonoperating revenues (expenses):					
Passenger facility charges	\$ 2,719	\$ 2,580	\$ (139)	(5)%	\$ 2,431
Customer facility charges (Rental Car Center)	2,363	2,434	71	3%	2,274
Quieter Home Program, net	(277)	(356)	(79)	(28)%	(123)
Interest income	400	632	232	58%	533
BAB interest rebate	386	399	13	3%	386
Interest expense & debt issuance costs	(4,267)	(5,106)	(839)	(20)%	(5,077)
Bond amortization	354	354	-	-	361
Other nonoperating revenue (expenses)	(1)	(4)	(3)	-	440
Nonoperating revenue, net	1,677	933	(744)	(44)%	1,225
Change in net position before grant contributions	177	(1,264)	(1,441)		90
Capital grant contributions	15	225	210	1402%	156
Change in net position	\$ 192	\$ (1,039)	\$ (1,231)	(642)%	\$ 246



**Revenue & Expense
(Unaudited)
For the Six Months Ended
December 31, 2015 and 2014**

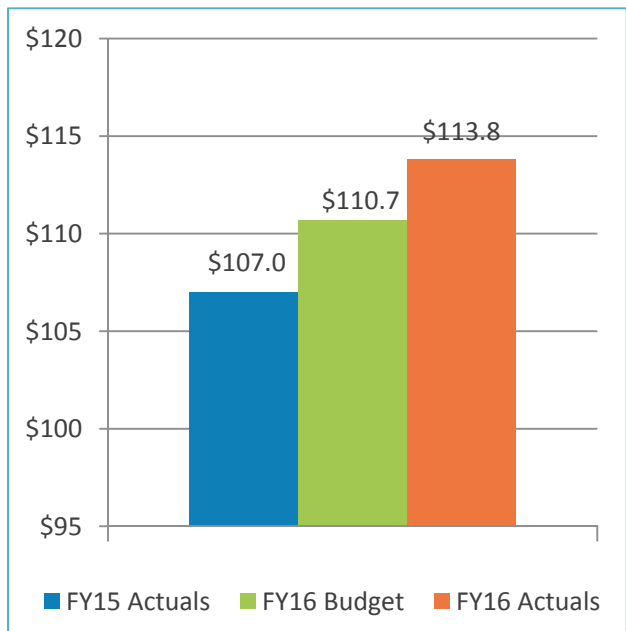


Monthly Operating Revenue (Unaudited)



FY16 YTD Act Vs.
FY15 YTD Act
6.4%

FY16 YTD Act Vs.
FY16 YTD Budget
2.8%



Operating Revenues

for the Six Months Ended December 31, 2015 (Unaudited)

(In thousands)	Budget	Actual	Variance Favorable (Unfavorable)	% Change	Prior Year
Aviation revenue:					
Landing fees	\$ 12,421	\$ 12,447	\$ 26	-	\$ 11,948
Aircraft parking fees	1,438	1,361	(77)	(5)%	1,371
Building rentals	26,611	26,399	(212)	(1)%	25,184
Security surcharge	13,842	13,043	(799)	(6)%	13,265
CUPPS Support Charges	603	603	-	-	564
Other aviation revenue	793	804	11	1%	800
Total aviation revenue	\$ 55,708	\$ 54,657	\$ (1,051)	(2)%	\$ 53,132

Operating Revenues

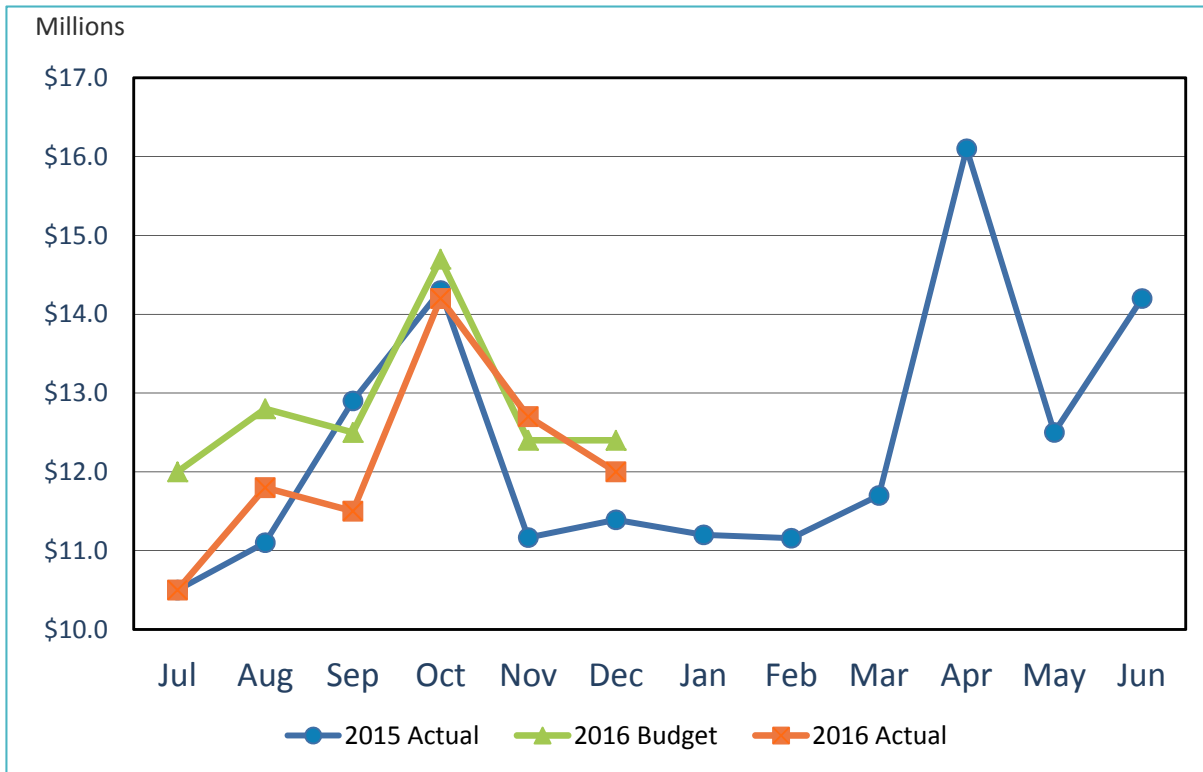
for the Six Months Ended December 31, 2015 (Unaudited)

(In thousands)	Budget	Actual	Variance Favorable (Unfavorable)	% Change	Prior Year
Terminal rent non-airline	\$ 713	\$ 367	\$ (346)	(49)%	\$ 611
Concession revenue:					
Terminal concession revenue:					
Food and beverage	4,298	4,967	669	16%	4,325
Retail	3,004	3,216	212	7%	2,946
Space storage	466	428	(38)	(8)%	462
Cost recovery	1,305	1,267	(38)	(3)%	1,180
Other <i>(Primarily advertising)</i>	1,662	2,036	374	23%	1,901
Total terminal concession revenue	10,735	11,914	1,179	11%	10,814
Car rental and license fee revenue:					
Rental car license fees	12,597	13,018	421	3%	12,822
License fees-other	2,348	2,210	(138)	(6)%	2,248
Total rental car and license fees	14,945	15,228	283	2%	15,070
Total concession revenue	\$ 25,680	\$ 27,142	\$ 1,462	6%	\$ 25,884

Operating Revenues for the Six Months Ended December 31, 2015 (Unaudited)

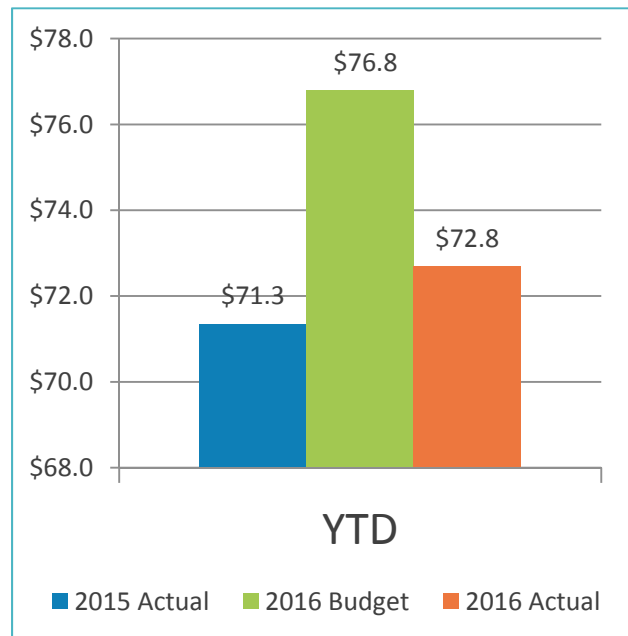
(In thousands)	Budget	Actual	Variance Favorable (Unfavorable)	% Change	Prior Year
Parking revenue:					
Short-term parking revenue	\$ 12,713	\$ 13,761	\$ 1,048	8%	\$ 12,685
Long-term parking revenue	7,216	8,263	1,047	15%	7,005
Total parking revenue	19,929	22,024	2,095	11%	19,690
Ground transportation permits and citations	2,247	2,745	498	22%	1,646
Ground rentals	6,002	6,306	304	5%	5,545
Grant reimbursements	147	147	-	-	147
Other operating revenue	237	376	139	59%	367
Subtotal	28,562	31,598	3,036	11%	27,395
Total operating revenues	\$ 110,663	\$ 113,764	\$ 3,101	3%	\$ 107,022

Monthly Operating Expenses (Unaudited)



FY16 YTD Act Vs.
FY15 YTD Act
1.9%

FY16 YTD Act Vs.
FY16 YTD Budget
5.3%



Operating Expenses

for the Six Months Ended December 31, 2015 (Unaudited)

(In thousands)	Budget	Actual	Variance Favorable (Unfavorable)	% Change	Prior Year
Operating expenses:					
Salaries and benefits	\$ 21,862	\$ 20,720	\$ 1,142	5%	\$ 23,478
Contractual services	18,054	17,226	828	5%	14,654
Safety and security	12,585	11,740	845	7%	12,123
Space rental	5,214	5,154	60	1%	5,220
Utilities	6,444	6,059	385	6%	6,060
Maintenance	7,514	8,050	(536)	(7)%	6,509
Equipment and systems	266	270	(4)	(2)%	41
Materials and supplies	210	253	(43)	(21)%	197
Insurance	661	475	186	28%	532
Employee development and support	654	578	76	12%	398
Business development	1,425	923	502	35%	1,291
Equipment rental and repairs	1,889	1,328	561	30%	845
Total operating expenses	\$ 76,778	\$ 72,776	\$ 4,002	5%	\$ 71,348


Financial Summary

for the Six Months Ended December 31, 2015 (Unaudited)

(In thousands)	Budget	Actual	Variance Favorable (Unfavorable)	% Change	Prior Year
Total operating revenues	\$ 110,663	\$ 113,764	\$ 3,101	3%	\$ 107,022
Total operating expenses	76,778	72,776	4,002	5%	71,348
Income from operations	33,885	40,988	7,103	21%	35,674
Depreciation	40,166	40,166	-	-	39,942
Operating income (loss)	\$ (6,281)	\$ 822	\$ 7,103	113%	\$ (4,268)

Nonoperating Revenues & Expenses for the Six Months Ended December 31, 2015 (Unaudited)

(In thousands)	Budget	Actual	Variance Favorable (Unfavorable)	% Change	Prior Year
Nonoperating revenues (expenses):					
Passenger facility charges	\$ 18,680	\$ 18,807	\$ 127	1%	\$ 17,895
Customer facility charges (Rental Car Center)	16,237	16,725	487	3%	15,767
Quieter Home Program, net	(1,483)	(1,401)	82	6%	(1,209)
Interest income	2,497	3,107	610	24%	2,876
BAB interest rebate	2,316	2,328	12	1%	2,318
Interest expense & debt issuance costs	(25,544)	(29,317)	(3,773)	(15)%	(31,659)
Bond amortization	2,133	2,133	-	-	2,175
Other nonoperating revenue (expenses)	(5)	(1,573)	(1,568)	-	(210)
Nonoperating revenue, net	14,831	10,809	(4,022)	(27)%	7,953
Change in Net Position before grant contributions	8,550	11,631	3,081	36%	3,685
Capital grant contributions	11,442	10,777	(665)	(6)%	2,376
Change in Net Position	\$ 19,992	\$ 22,408	\$ 2,416	12%	\$ 6,061



Statements of Net Position (Unaudited)
December 31, 2015 and 2014

Statements of Net Position (Unaudited)

As of December 31, 2015 and 2014

(In Thousands)

	<u>2015</u>	<u>2014</u>
Current assets:		
Cash and investments	\$ 68,595	\$ 68,375
Tenant lease receivable, net of allowance of 2015: (\$182,983) and 2014: (\$53,737)	6,480	7,503
Grants receivable	7,452	2,394
Notes receivable-current portion	1,609	1,529
Prepaid expenses and other current assets	7,539	10,830
Total current assets	<u>91,675</u>	<u>90,631</u>
 Cash designated for capital projects and other	 \$ 35,929	 \$ 19,323

Statements of Net Position (Unaudited)

As of December 31, 2015 and 2014

(In Thousands)

	<u>2015</u>	<u>2014</u>
Restricted assets:		
Cash and investments:		
Bonds reserve	\$ 61,166	\$ 59,037
Passenger facility charges and interest unapplied	63,317	55,860
Customer facility charges and interest applied	42,225	44,451
Commercial paper reserve	-	-
SBD bond guarantee	4,000	4,000
Bond proceeds held by trustee	226,806	407,144
Commercial paper interest held by trustee	-	-
Passenger facility charges receivable	3,536	3,507
Customer facility charges receivable*	3,136	3,340
Insurance claim reserve	4,274	4,683
Total restricted assets	\$ 408,460	\$ 582,022

Statements of Net Position (Unaudited)

As of December 31, 2015 and 2014

(In Thousands)

	<u>2015</u>	<u>2014</u>
Noncurrent assets:		
Capital assets:		
Land and land improvements	\$ 83,598	\$ 71,082
Runways, roads and parking lots	590,461	570,131
Buildings and structures	1,117,190	1,042,883
Machinery and equipment	38,942	14,230
Vehicles	14,542	5,520
Office furniture and equipment	32,353	32,372
Works of art	8,103	2,629
Construction-in-progress	428,711	351,314
	<u>2,313,900</u>	<u>2,090,162</u>
Less: accumulated depreciation	(772,687)	(696,777)
Total capital assets, net	<u>\$ 1,541,213</u>	<u>\$ 1,393,384</u>

Statements of Net Position (Unaudited)

As of December 31, 2015 and 2014

(In Thousands)

	<u>2015</u>	<u>2014</u>
Other assets:		
Notes receivable - long-term portion	\$ 35,962	\$ 37,613
Investments - long-term portion	95,701	83,600
Net pension asset	-	6,619
Security deposit	350	500
Total other assets	<u>132,013</u>	<u>128,332</u>
Deferred outflows of resources		
Deferred pension contributions	5,853	-
Total assets and deferred outflows of resources	<u>\$ 2,215,143</u>	<u>\$ 2,213,692</u>

Statements of Net Position (Unaudited)

As of December 31, 2015 and 2014

(In Thousands)

	<u>2015</u>	<u>2014</u>
Current liabilities:		
Accounts payable and accrued liabilities	\$ 54,400	\$ 65,393
Deposits and other current liabilities	4,782	4,403
Total current liabilities	59,182	69,796
Current liabilities - payable from restricted assets:		
Current portion of long-term debt	11,090	10,695
Accrued interest on bonds and commercial paper	32,954	33,151
Total liabilities payable from restricted assets	\$ 44,044	\$ 43,846

Statements of Net Position (Unaudited)

As of December 31, 2015 and 2014

(In Thousands)

	<u>2015</u>	<u>2014</u>
Long-term liabilities - other:		
Revolving line of credit and commercial paper payable	\$ 38,705	\$ 44,884
Other long-term liabilities	6,023	12,846
Long-term debt - bonds net of amortized premium	1,293,867	1,309,242
Total long-term liabilities	<u>1,338,595</u>	<u>1,366,972</u>
Total liabilities	<u>1,441,821</u>	<u>1,480,614</u>
Deferred inflows of resources		
Deferred pension investment gains	8,168	-
Total liabilities and deferred inflows of resources	<u>\$ 1,449,989</u>	<u>\$ 1,480,614</u>

Statements of Net Position (Unaudited)

As of December 31, 2015 and 2014

(In Thousands)

	<u>2015</u>	<u>2014</u>
Net Position:		
Invested in capital assets, net of related debt	\$ 416,478	\$ 427,346
Other restricted	181,286	174,891
Unrestricted:		
Designated	35,929	25,114
Undesignated	131,461	105,727
Total net position	\$ 765,154	\$ 733,078



Questions?



Item 5



San Diego County Regional Airport Authority

Review of the Authority's Investment Report As of December 31, 2015

Presented by: Geoff Bryant
Manager, Airport Finance

February 8, 2016

This report is prepared for the San Diego County Regional Airport Authority (the "Authority") in accordance with California Government Code Section 53646, which states that "the treasurer or chief fiscal officer may render a quarterly report to the chief executive officer, the internal auditor, and the legislative body of the local agency within 30 days following the end of the quarter covered by the report."

The investment report was compiled in compliance with California Government Code Section 53646 and the Authority's approved Investment Policy. All investment transactions made in the Authority's portfolio during this period were made on behalf of the Authority. Sufficient liquidity and anticipated revenue are available to meet expenditure requirements for the next six months.



Scott Brickner, C.P.A.
V.P. Finance & Asset Management / Treasurer
San Diego County Regional Airport Authority



Total Portfolio Summary

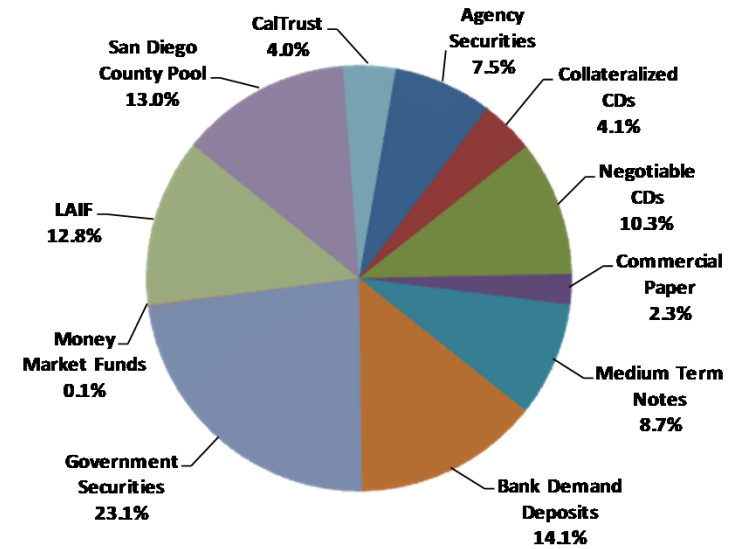
	Current Period	Prior Period	Change From
	December 31, 2015	September 30, 2015	Prior
Book Value (1)	\$374,488,000	\$360,152,000	\$14,336,000
Market Value (1)	\$373,773,000	\$360,544,000	\$13,229,000
Market Value%	99.81%	100.11%	(0.30%)
Unrealized Gain / (Loss)	(\$715,000)	\$392,000	(\$1,107,000)
Weighted Average Maturity (Days)	354 days	327 days	27
Weighted Average Yield as of Period End	0.77%	0.68%	0.09%
Cash Interest Received- Quarter-to-Date	\$753,000	\$597,000	\$156,000
Cash Interest Received- Year-to-Date	\$1,351,000	\$597,000	\$754,000
Accrued Interest	\$518,000	\$429,000	\$89,000

Notes:

(1) Increase in portfolio value is primarily due to operating receipts exceeding operating expenditures.

Portfolio Composition by Security Type

	December 31, 2015		September 30, 2015		Permitted by Policy
	Market Value	Percent of Portfolio	Market Value	Percent of Portfolio	
Agency Securities	\$ 27,935,000	7.5%	\$ 43,899,000	12.2%	100%
Collateralized CDs	15,268,000	4.1%	20,297,000	5.6%	30%
Negotiable CDs	38,486,000	10.3%	34,000,000	9.4%	30%
Commercial Paper	8,477,000	2.3%	3,989,000	1.1%	25%
Medium Term Notes	32,433,000	8.7%	27,533,000	7.6%	15%
Bank Demand Deposits	53,110,000	14.1%	48,169,000	13.4%	100%
Government Securities	86,270,000	23.1%	70,338,000	19.5%	100%
Money Market Funds	311,000	0.1%	688,000	0.2%	20%
LAIF	47,660,000	12.8%	47,682,000	13.2%	\$50 million ⁽¹⁾
San Diego County Pool	48,725,000	13.0%	48,855,000	13.6%	\$50 million ⁽²⁾
CalTrust	15,098,000	4.0%	15,094,000	4.2%	\$50 million ⁽³⁾
Total:	\$ 373,773,000	100.0%	\$ 360,544,000	100.0%	

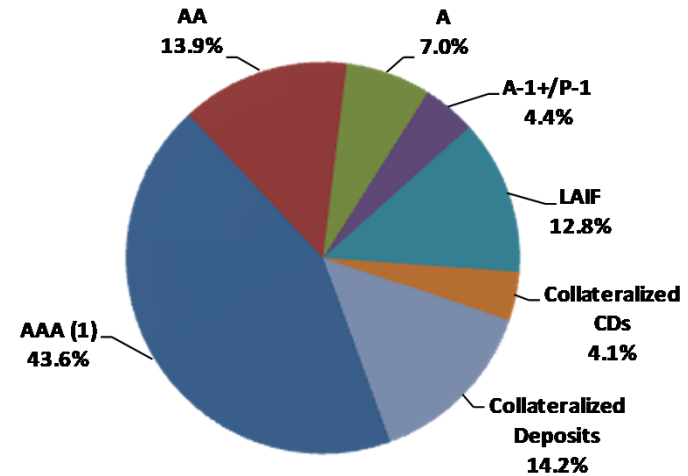


Notes:

- 1.) The \$50 million limit on LAIF is a non-statutory LAIF internal limit. It does not apply to bond proceeds.
- 2.) The San Diego County Investment Pool mirrors the LAIF internal limit and does not apply to bond proceeds.
- 3.) The CalTrust mirrors the LAIF internal limit and does not apply to bond proceeds.

Portfolio Composition by Credit Rating

	December 31, 2015		September 30, 2015	
	Market Value	Percent of Portfolio	Market Value	Percent of Portfolio
AAA ⁽¹⁾	\$ 163,240,000	43.6%	\$ 163,781,000	45.4%
AA	51,789,000	13.9%	51,847,000	14.4%
A	26,227,000	7.0%	16,778,000	4.7%
A-1+/P-1	16,477,000	4.4%	11,990,000	3.3%
LAIF	47,660,000	12.8%	47,682,000	13.2%
Collateralized CDs	15,268,000	4.1%	20,297,000	5.6%
Collateralized Deposits	53,112,000	14.2%	48,169,000	13.4%
Total:	\$ 373,773,000	100.0%	\$ 360,544,000	100.0%

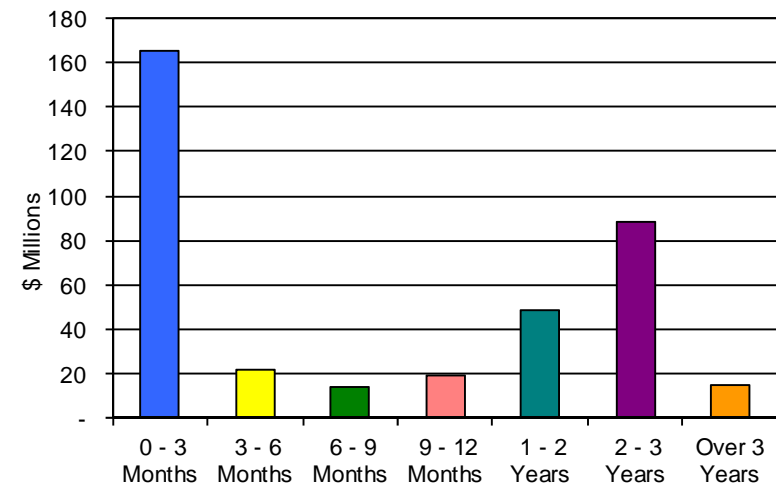


Notes:

1.) Includes investments that have split ratings between S&P (AA+), Moodys (AAA) and Fitch (AAA)

Portfolio Composition by Maturity ⁽¹⁾

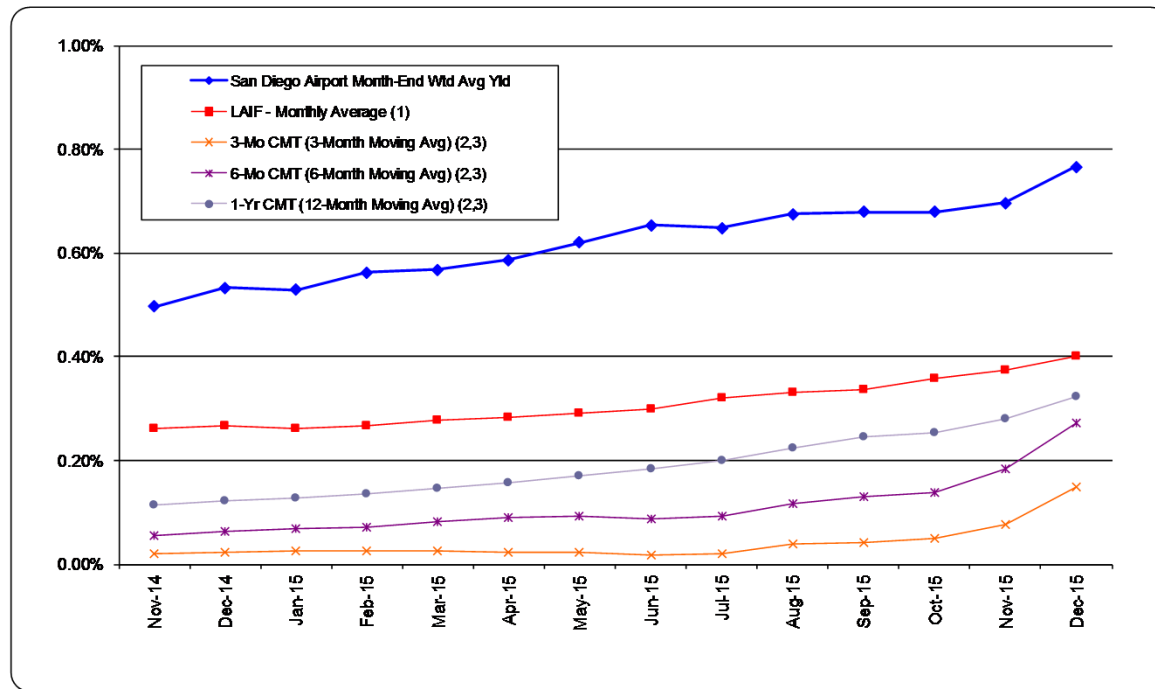
	December 31, 2015		September 30, 2015	
	Market Value	Percent of Portfolio	Market Value	Percent of Portfolio
0 - 3 Months	\$ 164,905,000	44.1%	\$ 170,536,000	47.3%
3 - 6 Months	22,240,000	6.0%	-	0.0%
6 - 9 Months	14,264,000	3.8%	17,784,000	4.9%
9 - 12 Months	19,795,000	5.3%	31,477,000	8.7%
1 - 2 Years	48,533,000	13.0%	64,487,000	17.9%
2 - 3 Years	88,767,000	23.7%	76,260,000	21.2%
Over 3 Years	15,269,000	4.1%	-	0.0%
Total:	\$ 373,773,000	100.0%	\$ 360,544,000	100.0%



Notes:

1.) The 0-3 Quarter category includes investments held in the LAIF, CalTrust, and the San Diego County Investment Pool.

Benchmark Comparison



Notes:

- 1.) Benchmark data for LAIF is the average monthly effective yield.
- 2.) CMT stands for Constant Maturity Treasury. This data is published in Federal Reserve Statistical Release H.15 and represents an average of all actively traded Treasury securities having that time remaining until maturity. This is a standard industry benchmark for Treasury securities.
- 3.) The CMT benchmarks are moving averages. The 3-month CMT is the daily average for the previous 3 months, the 6-month CMT is the daily average for the previous 6 months, and the 1-year CMT is the daily average for the previous 12-months.

Detail of Security Holdings As of December 31, 2015

Settlement Date	Security Description	Coupon	Maturity Date	Par Value	Purchase Price	Book Value	Market Price	Market Value	Days to Maturity	Yield to Maturity
10/16/15	FNMA	1.125	10/19/18	5,000,000	100.550	5,027,500	99.36	4,968,100	1023	0.939
01/30/13	FNMA	1.030	01/30/18	3,500,000	99.990	3,499,650	99.52	3,483,270	761	1.032
10/10/13	FHLMC	0.875	10/14/16	9,000,000	100.180	9,027,400	100.07	9,006,660	288	0.814
12/10/13	FHLB	0.625	12/28/16	5,000,000	99.816	4,990,800	99.78	4,989,050	363	0.438
09/08/14	FNMA	1.000	09/27/17	5,500,000	99.722	5,484,710	99.78	5,487,625	636	1.093
Agency Total				28,000,000		28,030,060		27,934,705	560	0.851
07/02/15	East West Bk CD	0.600	07/02/16	10,264,422	100.000	10,264,422	100.00	10,264,422	184	0.600
10/21/15	East West Bk CD	0.400	04/25/16	5,004,001	100.000	5,004,001	100.00	5,004,001	116	0.400
Collateralized CDs Total				15,268,423		15,268,423		15,268,423	162	0.534
09/11/14	US Bank CD	1.375	09/11/17	4,000,000	100.000	3,993,560	99.63	3,985,240	620	1.430
11/17/15	SKANDINAV ENSKD CD	1.480	11/16/17	4,500,000	100.000	4,500,000	100.00	4,500,000	686	1.480
11/18/15	HSBC BK C/D	0.954	11/17/17	4,000,000	100.000	4,000,000	100.00	4,000,000	687	0.954
09/29/14	Toronto Dominion CD	0.900	09/29/16	5,000,000	100.000	5,000,000	100.00	5,000,000	273	0.900
04/10/15	CANADIAN IMP CD	1.010	04/06/17	5,000,000	100.000	5,000,000	100.00	5,000,000	462	1.010
04/27/15	RABOBANK CD	1.070	04/21/17	4,000,000	100.000	4,000,000	100.00	4,000,000	477	1.070
05/29/15	NORDEA BK CD	1.150	05/26/17	4,000,000	100.000	4,000,000	100.00	4,000,000	512	1.150
08/11/15	CREDIT SUISSE CD	0.670	05/06/16	4,000,000	100.000	4,000,000	100.01	4,000,280	127	0.670
08/19/14	Goldman Sachs CD	0.900	08/12/16	4,000,000	100.000	4,000,000	100.00	4,000,000	225	0.900
Negotiable CDs Total				38,500,000		38,493,560		38,485,520	451	1.062

Detail of Security Holdings As of December 31, 2015

Settlement Date	Security Description	Coupon	Maturity Date	Par Value	Purchase Price	Book Value	Market Price	Market Value	Days to Maturity	Yield to Maturity
07/15/15	BNP PARIBAS FIN DC/P	0.570	04/08/16	4,000,000	99.576	3,983,027	99.83	3,993,240	99	0.572
12/31/15	TOYOTA MTR CRED DC/P	0.800	06/22/16	4,500,000	99.566	4,481,800	99.63	4,483,440	174	0.803
Commercial Paper Total				8,500,000		8,464,827		8,476,680	139	0.694
05/12/15	APPLE INC NOTES	1.000	05/03/18	4,000,000	99.121	3,964,840	99.19	3,967,520	854	1.302
01/15/15	BERKSHIRE HATHAWAY	0.553	01/12/18	5,000,000	100.000	5,000,000	99.77	4,988,600	743	0.554
07/18/14	WELLS FARGO CO Notes	3.678	06/15/16	4,700,000	105.559	4,961,273	101.25	4,758,750	167	0.737
07/17/15	GECC MTN	1.625	04/02/18	4,950,000	105.364	4,968,018	100.33	4,966,187	823	1.487
12/28/15	JPM CHASE & CO NT	1.800	01/25/18	5,000,000	99.888	4,994,400	99.87	4,993,300	756	1.855
11/19/14	CHEVRON CORP	1.345	11/15/17	5,000,000	100.199	5,009,950	99.69	4,984,250	685	1.345
09/14/15	AMERICAN EXPRESS MTN	1.800	07/31/18	2,980,000	99.759	2,972,818	99.82	2,974,666	943	1.886
11/01/13	COCA COLA CORP NOTE	0.750	11/01/16	800,000	100.080	799,080	99.89	799,128	306	0.789
Medium Term Notes				32,430,000		32,670,379		32,432,400	682	1.262
02/26/15	U.S. Treasury	0.750	02/28/18	10,145,000	99.203	10,050,669	99.15	10,058,565	790	1.015
12/23/15	U.S. Treasury	1.500	12/31/18	15,200,000	100.516	15,295,391	100.45	15,268,856	1096	1.325
03/31/14	U.S. Treasury	1.000	03/31/17	6,000,000	100.175	6,013,594	100.16	6,009,360	456	0.940
04/01/15	U.S. Treasury	0.750	03/31/18	16,050,000	99.477	15,965,988	99.11	15,906,353	821	0.927
11/13/15	U.S. Treasury	1.250	11/30/18	11,000,000	100.234	11,002,578	99.83	10,981,520	1065	1.242
12/30/14	U.S. Treasury	0.750	12/31/17	6,600,000	98.730	6,528,242	99.32	6,555,384	731	1.182
06/18/14	U.S. Treasury	0.875	01/31/17	3,070,000	100.199	3,076,116	100.01	3,070,246	397	0.798
06/10/15	U.S. Treasury	1.000	05/31/18	15,000,000	99.762	14,964,258	99.49	14,923,200	882	1.082
06/18/14	U.S. Treasury	0.875	06/15/17	3,500,000	99.967	3,488,516	99.89	3,496,185	532	0.987
Government Total				86,565,000		86,385,351		86,269,668	849	1.093

Detail of Security Holdings As of December 31, 2015

Settlement Date	Security Description	Coupon	Maturity Date	Par Value	Purchase Price	Book Value	Market Price	Market Value	Days to Maturity	Yield to Maturity
	East West Bank			103,880	100.00	103,880	100.00	103,880	1	0.350
	East West Bank			26,630,588	100.00	26,630,588	100.00	26,630,588	1	0.350
	Wells Fargo Bank			4,056,072	100.00	4,056,072	100.00	4,056,072	1	0.150
	US Bank General Acct			17,264,551	100.00	17,264,551	100.00	17,264,551	1	0.000
	Torrey Pines Bank			5,056,508	100.00	5,056,508	100.00	5,056,508	1	0.400
	Bank Demand Deposits			53,111,600		53,111,600		53,111,600	1	0.226
	DREYFUS GOVT INVEST			311,417	100.00	311,417	100.00	311,417	1	0.000
	Money Market Fund			311,417		311,417		311,417	1	0.000
	Local Agency Invstmnt Fd			47,709,173	100.00	47,709,173	99.90	47,659,623	1	0.400
	San Diego County Inv Pool			48,944,785	100.00	48,944,785	99.55	48,724,602	1	0.670
	CalTrust			15,098,348	100.00	15,098,348	100.00	15,098,348	1	0.560
	Grand Total			\$ 374,438,746	100.09	\$ 374,487,923	99.81	\$ 373,772,986	354	0.766

Portfolio Investment Transactions

From October 1st, 2015 - December 31st, 2015

Settle Date	Security Description	Security Type	CUSIP	Coupon	Mature Date	Call Date	Unit Price	Amount
PURCHASES								
10/16/15	FNMA NTS	AGCY	3135G0E58	1.125	10/19/18	--	100.550	\$ 5,034,531
10/27/15	East West Bank CD	CD	--	0.400	04/25/16	--	100.000	5,000,611
11/13/15	US TREAS NTS	US TREAS NTS	912828A34	1.125	11/30/18	--	100.023	11,064,942
11/17/15	SKANDINAVISKA CD	CD	83050FBG5	1.480	11/16/17	--	100.000	4,500,000
11/18/15	HSBC BANK	CD	40428AR41	0.954	11/17/17	--	100.000	4,000,000
12/07/15	US TREAS NTS	US TREAS NTS	912828A75	1.500	12/31/18	--	100.688	10,032,628
12/23/16	US TREAS NTS	US TREAS NTS	912828A75	1.500	12/31/18	--	100.516	5,365,350
12/23/15	TOYOTA MTR CRED DC/P	CP	89233GFN1	0.800	08/22/16	--	99.596	4,481,800
12/28/15	JPM CHASE & CONT	MTN	46625HJG6	1.800	01/25/18	--	99.888	5,032,650
								\$ 54,512,511
CALLS								
10/16/16	FHLMC	AGCY CALL	3134G33M0	1.050	01/16/18	10/16/15	100.040	\$ 3,001,170
								\$ 3,001,170
MATURITIES								
10/21/14	East West Bank CD	CD	--	0.500	10/21/15	--	100.000	\$ 10,050,794
								\$ 10,050,794
WITHDRAWALS / SALES / TRANSFERS								
10/16/16	US TREAS NTS	US TREAS NTS	912828RF9	1.000	08/31/16	--	100.594	\$ 2,014,402
11/13/15	FHLB	AGCY	3133834R9	0.375	06/24/16	--	99.926	5,003,540
11/13/15	FHLB	AGCY	3130A2T97	0.500	09/28/16	--	99.875	3,998,000
11/13/15	US TREAS NTS	US TREAS NTS	912828RF9	1.000	08/31/16	--	100.352	2,906,035
11/17/15	FNMA NTS	AGCY	3135G0ZL0	1.000	09/27/17	--	100.213	4,515,835
11/18/15	HSBC BANK C/D	CD	40428AC54	0.880	08/15/16	--	100.104	4,013,235
12/07/15	US TREAS NTS	US TREAS NTS	912828A91	0.750	01/15/17	--	99.996	3,008,748
12/07/15	FHLB	AGCY	3130A2T97	0.500	09/28/16	--	99.823	5,095,861
12/07/15	US TREAS NTS	US TREAS NTS	912828SC5	0.875	01/31/17	--	100.125	1,938,332
								\$ 31,693,989

Bond Proceeds Summary

SUMMARY OF 2010, 2013 & 2014 BOND PROCEEDS*

As of: December 31, 2015

(in thousands)


	Series 2010	Series 2013	Series 2014	Total	Yield	Rating
Project Fund						
LAIF	\$ -	\$ -	\$ 4,236	\$ 4,236	0.40%	N/R
SDCIP	-	28,644	43,585	72,229	0.67%	AAAF
	\$ -	\$ 28,644	\$ 47,821	\$ 76,465		
Capitalized Interest						
SDCIP	\$ -	17	133	\$ 150	0.67%	AAAF
	\$ -	\$ 17	\$ 133	\$ 150		
Debt Service Reserve & Coverage Funds						
SDCIP	\$ 30,126	\$ 33,162	\$ 28,563	\$ 91,851	0.67%	AAAF
East West Bank CD	20,852	-	-	20,852	0.80%	N/R
	\$ 50,978	\$ 33,162	\$ 28,563	\$ 112,703		
	\$ 50,978	\$ 61,823	\$ 76,517	\$ 189,318	0.68%	

*Bond proceeds are not included in deposit limits as applied to operating funds

Bond Proceeds Investment Transactions

From October 1st, 2015 - December 31st, 2015

Settle Date	Description	Security Type	CUSIP	Coupon	Mature Date	Call Date	Unit Price	Amount
PURCHASES								
							\$	-
CALLS								
							\$	-
MATURITIES								
							\$	-
DEPOSITS								
							\$	-
WITHDRAWALS / SALES								
10/29/2015	SDCIP (2013 Bonds)	SDCIP		0.60	--		1.000 \$	5,012,967
11/12/2015	SDCIP (2013 Bonds)	SDCIP		0.62	--		1.000	5,147,927
11/23/2015	LAIF (2014 Bonds)	LAIF		0.37	--		1.000	13,791,101
12/22/2015	LAIF (2014 Bonds)	LAIF		0.40	--		1.000	13,228,427
12/31/2015	Transfer to Debt Service P&I Funds (2014 Bonds)	SDCIP		0.67	--		1.000	8,170,605
							\$	45,351,027



Questions ?



SAN DIEGO COUNTY
REGIONAL AIRPORT AUTHORITY
EXECUTIVE COMMITTEE

Item No.
6

Meeting Date: **FEBRUARY 8, 2016**

Subject:

Pre-Approval of Travel Requests and Approval of Business and Travel Expense Reimbursement Requests for Board Members, the President/CEO, the Chief Auditor and General Counsel

Recommendation:

Pre-approve Travel Requests and approve Business and Travel Expense Reimbursement Requests.

Background/Justification:

Authority Policies 3.30 (2)(b) and (4)(b) require that business expenses reimbursements of Board Members, the President/CEO, the Chief Auditor and the General Counsel be approved by the Executive Committee and presented to the Board for its information at its next regularly scheduled meeting.

Authority Policy 3.40 (2)(b) and (3)(b) require that travel expense reimbursements of Board Members, the President/CEO, the Chief Auditor and the General Counsel be approved by the Executive Committee and presented to the Board for its information at its next regularly scheduled meeting.

The attached reports are being presented to comply with the requirements of Policies 3.30 and 3.40.

Fiscal Impact:

Funds for Business and Travel expenses are included in the FY 2015-2016 Budget.

Environmental Review:

- A. This Board action is not a project that would have a significant effect on the environment as defined by the California Environmental Quality Act (CEQA), as amended. 14 Cal. Code Regs. §15378. This Board action is not a "project" subject to CEQA. Cal. Pub. Res. Code §21065.
- B. California Coastal Act Review: This Board action is not a "development" as defined by the California Coastal Act. Cal. Pub. Res. Code §30106.

Application of Inclusionary Policies:

Not applicable

Prepared by:

TONY R. RUSSELL
DIRECTOR, CORPORATE & INFORMATION GOVERNANCE/AUTHORITY CLERK

TRAVEL REQUEST

THELLA F. BOWENS

**SAN DIEGO COUNTY REGIONAL AIRPORT AUTHORITY
OUT-OF-TOWN TRAVEL REQUEST**

GENERAL INSTRUCTIONS:

- A. All travel requests must conform to applicable provisions of Policies 3.30 and 3.40.
- B. Personnel travelling at Authority expense shall, consistent with the provisions of Policies 3.30 and 3.40, use the most economical means available to affect the travel.

1. TRAVELER:

Travelers Name: Thella F. Bowers Dept: 6
 Position: Board Member President/CEO Gen. Counsel Chief Auditor
 All other Authority employees (does not require executive committee administrator approval)

2. DATE OF REQUEST: 1/28/16 **PLANNED DATE OF DEPARTURE/RETURN:** 2/24/16 / 2/25/16

3. DESTINATIONS/PURPOSE (Provide detailed explanation as to the purpose of the trip— continue on extra sheets of paper as necessary):


Destination: Washington, DC Purpose: Meeting with Federal Executive and Legislative Staff Re: CBP Issues (DOT/DOS)
 Explanation: _____

4. PROJECTED OUT-OF-TOWN TRAVEL EXPENSES

A. TRANSPORTATION COSTS:

• AIRFARE	\$	800.00
• OTHER TRANSPORTATION (Taxi, Train, Car Rental)	\$	100.00
B. LODGING	\$	250.00
C. MEALS	\$	100.00
D. SEMINAR AND CONFERENCE FEES	\$	
E. ENTERTAINMENT (If applicable)	\$	
F. OTHER INCIDENTAL EXPENSES	\$	50.00
TOTAL PROJECTED TRAVEL EXPENSE	\$	1300.00

CERTIFICATION BY TRAVELER By my signature below, I certify that the above listed out-of-town travel and associated expenses conform to the Authority's Policies 3.30 and 3.40 and are reasonable and directly related to the Authority's business.

Travelers Signature:  Date: 1/28/16

CERTIFICATION BY ADMINISTRATOR (Where Administrator is the Executive Committee, the Authority Clerk's signature is required).

By my signature below, I certify the following:

- 1. I have conscientiously reviewed the above out-of-town travel request and the details provided on the reverse.
- 2. The concerned out-of-town travel and all identified expenses are necessary for the advancement of the Authority's business and reasonable in comparison to the anticipated benefit to the Authority.
- 3. The concerned out-of-town travel and all identified expenses conform to the requirements and intent of Authority's Policies 3.30 and 3.40.

Administrator's Signature:  Date: 1.28.16

AUTHORITY CLERK CERTIFICATION ON BEHALF OF EXECUTIVE COMMITTEE

I, _____ hereby certify that this document was approved
 (Please leave blank. Whoever clerk's the meeting will insert their name and title.)

by the Executive Committee at its _____ meeting.
 (Leave blank and we will insert the meeting date.)

SAN DIEGO COUNTY REGIONAL AIRPORT AUTHORITY
OUT-OF-TOWN TRAVEL REQUEST

GENERAL INSTRUCTIONS:

- A. All travel requests must conform to applicable provisions of Policies 3.30 and 3.40.
- B. Personnel traveling at Authority expense shall, consistent with the provisions of Policies 3.30 and 3.40, use the most economical means available to affect the travel.

1. TRAVELER:

Travelers Name: Thella Bowens Dept: 6
Position: Board Member President/CEO Gen. Counsel Chief Auditor
 All other Authority employees (does not require executive committee administrator approval)

2. DATE OF REQUEST: 1/12/16 PLANNED DATE OF DEPARTURE/RETURN: 4/3/16 / 4/6/16


3. DESTINATIONS/PURPOSE (Provide detailed explanation as to the purpose of the trip— continue on extra sheets of paper as necessary):

Destination: Orlando, FL Purpose: Attend ACI-NA Business of Airports Conference
Explanation: _____

4. PROJECTED OUT-OF-TOWN TRAVEL EXPENSES

A. TRANSPORTATION COSTS:	
• AIRFARE	\$ 650.00
• OTHER TRANSPORTATION (Taxi, Train, Car Rental)	\$ 100.00
B. LODGING	\$ 700.00
C. MEALS	\$ 250.00
D. SEMINAR AND CONFERENCE FEES	\$ 820.00
E. ENTERTAINMENT (If applicable)	\$
F. OTHER INCIDENTAL EXPENSES	\$ 50.00
TOTAL PROJECTED TRAVEL EXPENSE	<u>\$ 2570.00</u>

CERTIFICATION BY TRAVELER By my signature below, I certify that the above listed out-of-town travel and associated expenses conform to the Authority's Policies 3.30 and 3.40 and are reasonable and directly related to the Authority's business.

Travelers Signature:  Date: 1/13/2016

CERTIFICATION BY ADMINISTRATOR (Where Administrator is the Executive Committee, the Authority Clerk's signature is required).

By my signature below, I certify the following:

- 1. I have conscientiously reviewed the above out-of-town travel request and the details provided on the reverse.
- 2. The concerned out-of-town travel and all identified expenses are necessary for the advancement of the Authority's business and reasonable in comparison to the anticipated benefit to the Authority.
- 3. The concerned out-of-town travel and all identified expenses conform to the requirements and intent of Authority's Policies 3.30 and 3.40.

Administrator's Signature: _____ Date: _____

AUTHORITY CLERK CERTIFICATION ON BEHALF OF EXECUTIVE COMMITTEE

I, _____, hereby certify that this document was approved
(Please leave blank. Whoever clerk's the meeting will insert their name and title.)
by the Executive Committee at its _____ meeting.
(Leave blank and we will insert the meeting date.)

**SAN DIEGO COUNTY REGIONAL AIRPORT AUTHORITY
OUT-OF-TOWN TRAVEL REQUEST**

GENERAL INSTRUCTIONS:

- A. All travel requests must conform to applicable provisions of Policies 3.30 and 3.40.
- B. Personnel travelling at Authority expense shall, consistent with the provisions of Policies 3.30 and 3.40, use the most economical means available to affect the travel.

1. TRAVELER:

Travelers Name: Thella Bowens Dept: 6

Position: Board Member President/CEO Gen. Counsel Chief Auditor

All other Authority employees (does not require executive committee administrator approval)

2. DATE OF REQUEST: 1/25/16 PLANNED DATE OF DEPARTURE/RETURN: 4/13/16 / 4/18/16

3. DESTINATIONS/PURPOSE (Provide detailed explanation as to the purpose of the trip— continue on extra sheets of paper as necessary):

Destination: Gold Coast, Australia Purpose: Attend ACI World Governing Board and ACI Fund Meeting

Explanation: _____

4. PROJECTED OUT-OF-TOWN TRAVEL EXPENSES

A. TRANSPORTATION COSTS:

- AIRFARE \$ 10145.00
- OTHER TRANSPORTATION (Taxi, Train, Car Rental) \$ 100.00

B. LODGING \$ 900.00

C. MEALS \$ 400.00


D. SEMINAR AND CONFERENCE FEES \$ _____

E. ENTERTAINMENT (If applicable) \$ _____

F. OTHER INCIDENTAL EXPENSES \$ 50.00

TOTAL PROJECTED TRAVEL EXPENSE \$ 11595.00

CERTIFICATION BY TRAVELER By my signature below, I certify that the above listed out-of-town travel and associated expenses conform to the Authority's Policies 3.30 and 3.40 and are reasonable and directly related to the Authority's business.

Travelers Signature:  Date: 1/28/16

CERTIFICATION BY ADMINISTRATOR (Where Administrator is the Executive Committee, the Authority Clerk's signature is required).

By my signature below, I certify the following:

1. I have conscientiously reviewed the above out-of-town travel request and the details provided on the reverse.
2. The concerned out-of-town travel and all identified expenses are necessary for the advancement of the Authority's business and reasonable in comparison to the anticipated benefit to the Authority.
3. The concerned out-of-town travel and all identified expenses conform to the requirements and intent of Authority's Policies 3.30 and 3.40.

Administrator's Signature: _____ Date: _____

AUTHORITY CLERK CERTIFICATION ON BEHALF OF EXECUTIVE COMMITTEE

I, _____, hereby certify that this document was approved
(Please leave blank. Whoever clerk's the meeting will insert their name and title.)

by the Executive Committee at its _____ meeting.

(Leave blank and we will insert the meeting date.)

TRAVEL EXPENSE

THELLA F. BOWENS

SAN DIEGO COUNTY REGIONAL AIRPORT AUTHORITY

TRAVEL EXPENSE REPORT

(To be completed within 30 days from travel return date)

TRAVELER: Thella F. Bowens DEPT. NAME & NO. Executive Office/BU 6
 DEPARTURE DATE: 1/7/2016 RETURN DATE: 1/11/2016 REPORT DUE: 2/10/16
 DESTINATION: Mauli, HI

Please refer to the Authority Travel and Lodging Expense Reimbursement Policy, Article 3, Part 3.4, Section 3.40, outlining appropriate reimbursable expenses and approvals. Please attach all required supporting documentation. All receipts must be detailed, (credit card receipts do not provide sufficient detail). Any special items should be explained in the space provided below.

	Authority Expenses (Prepaid by Authority)	Employee Expenses							TOTALS
		SUNDAY	MONDAY	TUESDAY	WEDNESDAY	THURSDAY	FRIDAY	SATURDAY	
		1/10/16	1/11/16			1/7/16	1/8/16	1/9/16	
Air Fare, Railroad, Bus (attach copy of itinerary w/charges)	\$539.00								0.00
Conference Fees (provide copy of flyer/registration expenses)									0.00
Rental Car*		167.87							167.87
Gas and Oil*		5.00							5.00
Garage/Parking*									0.00
Mileage - attach mileage form*									0.00
Taxi and/or Shuttle Fare (include tips pd.)*									0.00
Hotel*	\$709.98					354.99	354.99		709.98
Telephone, Internet and Fax*									0.00
Laundry*									0.00
Tips - separately paid (maids, bellhop, other hotel srvs.)									0.00
Meals (include tips pd.)	Breakfast*	7.00				37.50	37.50		82.00
	Lunch*	21.42	25.88						47.30
	Dinner*	63.56						20.66	84.22
	Other Meals*								0.00
<i>Alcohol is a non-reimbursable expense</i>									
Hospitality ¹ *									0.00
Miscellaneous:									0.00
									0.00
									0.00
*Provide detailed receipts									0.00
Total Expenses prepaid by Authority	1,248.98	91.98	198.75	0.00	0.00	0.00	392.49	413.15	1,096.37

Explanation:	Total Expenses Prepaid by Authority	1,248.98
	Total Expenses Incurred by Employee (including cash advances)	1,096.37
	Grand Trip Total	2,345.35
	Less Cash Advance (attach copy of Authority ck)	
	Less Expenses Prepaid by Authority	1,248.98
	Due Traveler (positive amount) ²	
	Due Authority (negative amount)³	1,096.37
<i>Note: Send this report to Accounting even if the amount is \$0.</i>		

I as traveler or administrator acknowledge that I have read, understand and agree to Authority policies 3.40 - Travel and Lodging Expense Reimbursement Policy⁴ and 3.30 - Business Expense Reimbursement Policy⁵ and that any purchases/claims that are not allowed will be my responsibility. I further certify that this report of travel expenses were incurred in connection with official Authority business and is true and correct.

Prepared By: Kim Ayers Ext.: 2447
 Traveler Signature: Thella F. Bowens Date: 1/28/16
 Approved By: _____ Date: _____

AUTHORITY CLERK CERTIFICATION ON BEHALF OF EXECUTIVE COMMITTEE (To be certified if used by President/CEO, Gen. Counsel, or Chief Auditor)
 I, _____ hereby certify that this document was approved by the Executive Committee at its _____ meeting.
 (Please leave blank. Whoever clerk's the meeting will insert their name and title.)
 (Leave blank and we will insert the meeting date.)
 Failure to attach required documentation will result in the delay of processing reimbursement. If you have any questions, please see your department Administrative Assistant or call Accounting at ext. 2806.

SAN DIEGO COUNTY REGIONAL AIRPORT AUTHORITY
OUT-OF-TOWN TRAVEL REQUEST

GENERAL INSTRUCTIONS:

- A. All travel requests must conform to applicable provisions of Policies 3.30 and 3.40.
- B. Personnel traveling at Authority expense shall, consistent with the provisions of Policies 3.30 and 3.40, use the most economical means available to affect the travel.

1. TRAVELER:

Travelers Name: Thella F. Bowens Dept: 6
Position: Board Member President/CEO Gen. Counsel Chief Auditor
 All other Authority employees (does not require executive committee administrator approval)

2. DATE OF REQUEST: 8/20/15 PLANNED DATE OF DEPARTURE/RETURN: 1/8/16 / 1/11/16

3. DESTINATIONS/PURPOSE (Provide detailed explanation as to the purpose of the trip-- continue on extra sheets of paper as necessary):


Destination: Maul, HI Purpose: Attend AAAE Policy Review Committee and Board Meeting
Explanation: NOTE: Per AAAE policy, airfare and hotel expenses are reimbursable for one meeting per year.

4. PROJECTED OUT-OF-TOWN TRAVEL EXPENSES

A. TRANSPORTATION COSTS:

• AIRFARE	\$ 600.00
• OTHER TRANSPORTATION (Taxi, Train, Car Rental)	\$ 250.00
B. LODGING	\$ 1500.00
C. MEALS	\$ 400.00
D. SEMINAR AND CONFERENCE FEES	\$ 710.00
E. ENTERTAINMENT (If applicable)	\$
F. OTHER INCIDENTAL EXPENSES	\$ 50.00
TOTAL PROJECTED TRAVEL EXPENSE	\$ 3510.00

CERTIFICATION BY TRAVELER By my signature below, I certify that the above listed out-of-town travel and associated expenses conform to the Authority's Policies 3.30 and 3.40 and are reasonable and directly related to the Authority's business.

Travelers Signature:  Date: 24 Aug 2015

CERTIFICATION BY ADMINISTRATOR (Where Administrator is the Executive Committee, the Authority Clerk's signature is required).

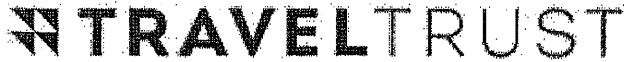
By my signature below, I certify the following:

1. I have conscientiously reviewed the above out-of-town travel request and the details provided on the reverse.
2. The concerned out-of-town travel and all identified expenses are necessary for the advancement of the Authority's business and reasonable in comparison to the anticipated benefit to the Authority.
3. The concerned out-of-town travel and all identified expenses conform to the requirements and intent of Authority's Policies 3.30 and 3.40.

Administrator's Signature: _____ Date: _____

AUTHORITY CLERK CERTIFICATION ON BEHALF OF EXECUTIVE COMMITTEE

I, Lorraine Bennett, Asst. Authority Clerk II, hereby certify that this document was approved
(Please leave blank. Whoever clerk's the meeting will insert their name and title.)
by the Executive Committee at its September 8, 2015 meeting.
(Leave blank and we will insert the meeting date.)



Traveltrust Corporation
 374 North Coast Hwy 101, Suite F
 Encinitas, CA 92024
 Phone: (760) 635-1700

ADD TO OUTLOOK

Wednesday, 6JAN 2016 12:23 PM EST

Passengers: THELLA BOWENS (06)

Agency Reference Number: EIGKGN

Click here to view your current itinerary or ETicket receipt on-line: tripcase.com

United Airlines Confirmation IBHNCB

Please review your itinerary and report any discrepancies to Traveltrust within 24hrs of receipt. Be sure to visit www.traveltrust.com for additional travel information

You are a valued client and we want to do everything possible to make your trip enjoyable and worry free. Because the unexpected can occur, we offer the Travel Insured Plan. It has excellent benefits and combines insurance coverage with Emergency Hotline Services. Please click the following link for a free quote or more information. [Click Here](#) (Currently Available For U.S. Departures Only)

FLIGHT
CHANGE
OUTBOUND

AIR Thursday, 7JAN 2016

United Airlines
 Operated By: /SKYWEST DBA UNITED EXPRESS
Flight Number: 6321 **Class:** Z-Business
From: San Diego CA, USA **Depart:** 07:36 AM
To: Los Angeles CA, USA **Arrive:** 08:40 AM
Stops: Nonstop **Duration:** 1 hour(s) 4 minute(s)
Seats: 04A **Status:** CONFIRMED **Miles:** 98 / 157 KM
Equipment: E7W/AIR
 DEPARTS SAN TERMINAL 2 - ARRIVES LAX TERMINAL 8
 Frequent Flyer Number: [REDACTED]
United Airlines Confirmation number is IBHNCB

AIR Thursday, 7JAN 2016

United Airlines
Flight Number: 0417 **Class:** Z-Business
From: Los Angeles CA, USA **Depart:** 10:05 AM
To: Kahului Maui HI, USA **Arrive:** 01:55 PM
Stops: Nonstop **Duration:** 5 hour(s) 50 minute(s)
Seats: 06A **Status:** CONFIRMED **Miles:** 2483 / 3973 KM
Equipment: Boeing 757 200 Jet
 MEAL: LUNCH
 DEPARTS LAX TERMINAL 7
 Frequent Flyer Number: [REDACTED]
United Airlines Confirmation number is IBHNCB

CAR Thursday, 7JAN 2016

Hertz Rent A Car
Confirmation Number: G7640579919GOLD-
Pickup: Kahului Maui HI, USA **Pick up Time:** 01:55 PM
Location: 850 WEST MOKUEA PLACE KAHULUI, HI, 96732-2307 US **Phone:** 808-877-5167
Drop Off: Kahului Maui HI, USA **Return:** Monday, 11JAN 2016 01:40 PM
Type: Midsize Car Auto A/C **Rate:** USD 29.15 Daily Rate - unlimited free mi

Car membership Nbr: #XXXXXX

Reserved For: #BOWENS THELLA

Corp Discount ID: 40000
Approximate total: USD168.12

AIR Monday, 11 JAN 2016

United Airlines
From: Kahulul Maui HI, USA
To: San Francisco CA, USA
Stops: Nonstop
Seats: 05F
Equipment: Boeing 757 300 Jet
ARRIVES SFO TERMINAL 3
Frequent Flyer Number:

Flight Number: 1728
Class: R-Business
Depart: 02:00 PM
Arrive: 09:02 PM
Duration: 5 hour(s) 2 minute(s)
Status: CONFIRMED
Miles: 2337 / 3739 KM
MEAL: LUNCH

United Airlines Confirmation number is IBHNCE

AIR Monday, 11 JAN 2016

United Airlines
From: San Francisco CA, USA
To: San Diego CA, USA
Stops: Nonstop
Seats: 02B
Equipment: Boeing 737-900 Jet
DEPARTS SFO TERMINAL 3 - ARRIVES SAN TERMINAL 2
Frequent Flyer Number:

Flight Number: 0498
Class: R-Business
Depart: 10:58 PM
Arrive: 12:30 AM 12JAN
Duration: 1 hour(s) 32 minute(s)
Status: CONFIRMED
Miles: 436 / 698 KM
MEAL: REFRSHMNT/COMP

United Airlines Confirmation number is IBHNCE

THIS TICKET IS NON-REFUNDABLE AND MUST BE USED FOR THE FLIGHTS BOOKED. IF THE RESERVATION IS NOT USED OR CANCELLED BEFORE THE DEPARTURE OF YOUR FLIGHTS IT MAY HAVE NO VALUE. CONTACT TRAVELTRUST BEFORE YOUR OUTBOUND FLIGHT IF CHANGE IS NECESSARY. UNITED AIRLINES CONFIRMATION NUMBER - IBHNCE FOR EMERGENCY SERVICE FROM UNITED STATES - 888-221-6043

Click here 24 hours in advance to obtain boarding passes:

[UNITED](#)

Click here to review Baggage policies and guidelines:

[UNITED](#)

Check operating carrier website for any policies that may vary.

TSA Guidance- a government issued photo id is needed for checkin. Please allow minimum 3 hour check-in for International flights and 2 hours for Domestic. For Additional security information visit www.tsa.gov.

Thank you for choosing Traveltrust!
Our Business Hours are 1am-5:30pm Pacific Monday - Friday.
Saturday from 9am-1pm Pacific.
For EMERGENCY AFTERHOURS assistance in the US, please call 888-221-6043 and use VIP Code SJE72.
You can also use the Direct Dial Number 682-233-1914 or the collect number 682-647-0061.
Each call is billable at a minimum \$25.00.



Traveltrust Corporation
 374 North Coast Hwy 101, Suite F
 Encinitas, CA 92024
 Phone: (760) 635-1700



Tuesday, 24NOV 2015 07:41 PM EST

Passengers: THELLA BOWENS (06)

Agency Reference Number: EIGKGN

Click here to view your current itinerary or ETicket receipt on-line: tripcase.com

United Airlines Confirmation IBHNCB

Please review your itinerary and report any discrepancies to Traveltrust within 24hrs of receipt
 Be sure to visit www.traveltrust.com for additional travel information


You are a valued client and we want to do everything possible to make your trip enjoyable and worry free.
 Because the unexpected can occur, we offer the Travel Insured Plan. It has excellent
 benefits and combines insurance coverage with Emergency Hotline Services. Please click the following link
 for a free quote or more information. [Click Here](#) (Currently Available For U.S. Departures Only)


AIR	Wednesday, 6 JAN 2016		
United Airlines	Flight Number: 1940	Class: R-Business	
From: San Diego CA, USA	Depart: 01:25 PM		
To: San Francisco CA, USA	Arrive: 03:05 PM		
Stops: Nonstop	Duration: 1 hour(s) 40 minute(s)		
Seats: 02B	Status: CONFIRMED	Miles: 436 / 698 KM	
Equipment: Boeing 737-900 Jet	MEAL: REFRSHMNT/COMP		
DEPARTS SAN TERMINAL 2 - ARRIVES SFO TERMINAL 3			
Frequent Flyer Number: ██████████			
United Airlines Confirmation number is IBHNCB			

AIR	Wednesday, 6 JAN 2016		
United Airlines	Flight Number: 1749	Class: R-Business	
From: San Francisco CA, USA	Depart: 05:13 PM		
To: Kahului Maui HI, USA	Arrive: 08:59 PM		
Stops: Nonstop	Duration: 5 hour(s) 46 minute(s)		
Seats: 02B	Status: CONFIRMED	Miles: 2337 / 3739 KM	
Equipment: Boeing 737-800 Jet	MEAL: DINNER		
DEPARTS SFO TERMINAL 3			
Frequent Flyer Number: ██████████			
United Airlines Confirmation number is IBHNCB			

CAR	Wednesday, 6 JAN 2016		
Hertz Rent A Car	Confirmation Number: G7640579919GOLD-		
Pickup: Kahului Maui HI, USA	Pick up Time: 08:59 PM		
Location: 850 WEST MOKUEA PLACE KAHULUI, HI, 96732-2307 US Phone 808-877-5167			
Drop Off: Kahului Maui HI, USA	Return: Monday, 11JAN 2016 01:40 PM		
Type: Midsize Car Auto A/C	Rate: USD 145.75 Weekly Rate - unlimited free mi		
Car membership Nbr: #XXXXXX ██████████	Reserved For: #BOWENS THELLA		

Corp Discount ID: 40000
Approximate total: USD210.14

AIR	Monday, 11 JAN 2016	
United Airlines	Flight Number: 1728	Class: L-Coach/Economy
From: Kahului Maui HI, USA	Depart: 02:00 PM	
To: San Francisco CA, USA	Arrive: 09:02 PM	
Stops: Nonstop	Duration: 5 hour(s) 2 minute(s)	
Seats: 21C	Status: CONFIRMED	Miles: 2337 / 3739 KM
Equipment: Boeing 757 300 Jet	MEAL: FOOD FOR PURCHASE	
ARRIVES SFO TERMINAL 3		
Frequent Flyer Number: [REDACTED]		
ECONOMY PLUS AISLE SEAT CONFIRMED		
United Airlines Confirmation number is IBHNCB		

AIR	Monday, 11 JAN 2016	
United Airlines	Flight Number: 0498	Class: R-Business
From: San Francisco CA, USA	Depart: 10:58 PM	
To: San Diego CA, USA	Arrive: 12:30 AM 12JAN	
Stops: Nonstop	Duration: 1 hour(s) 32 minute(s)	
Seats: 02B	Status: CONFIRMED	Miles: 436 / 698 KM
Equipment: Boeing 737-900 Jet	MEAL: REFRSHMNT/COMP	
DEPARTS SFO TERMINAL 3 - ARRIVES SAN TERMINAL 2		
Frequent Flyer Number: [REDACTED]		
United Airlines Confirmation number is IBHNCB		

THIS TICKET IS NON-REFUNDABLE AND MUST BE USED FOR THE FLIGHTS BOOKED. IF THE RESERVATION IS NOT USED OR CANCELLED BEFORE THE DEPARTURE OF YOUR FLIGHTS IT MAY HAVE NO VALUE. CONTACT TRAVELTRUST BEFORE YOUR OUTBOUND FLIGHT IF CHANGE IS NECESSARY. UNITED AIRLINES CONFIRMATION NUMBER - IBHNCB FOR EMERGENCY SERVICE FROM UNITED STATES - 888-221-6043

Ticket/Invoice Information

Ticket for: THELLA BOWENS
Date issued: 9/30/2015 Invoice Nbr: 5357556
Ticket Nbr: UA7684784002 Electronic Tkt: Yes Amount: 509.00
Base: 445.86 US Tax: 0.14 USD Tax: 63.14
Charged to: [REDACTED]

Service fee: THELLA BOWENS
Date issued: 9/30/2015
Document Nbr: XD0652754520 Amount: 30.00
Charged to: [REDACTED]

Total Tickets: 509.00
Total Fees: 30.00
Total Amount: 539.00

Click here 24 hours in advance to obtain boarding passes:
[UNITED](#)

Click here to review Baggage policies and guidelines:
[UNITED](#)



4100 Walea Alanui Drive
 Walea, HI 96753
 T 808 875 4100 F 808 875 1200

Room : 0317
 Folio # : 453540
 Cashier # : 13
 Page # : 1 of 1
 Group Name : American Association of Airport Executiv

American Association of Airport Executiv
 Ms Thella Bowens
 3225 N Harbour Drive
 San Diego, CA 92101

Arrival : 01-07-16
 Departure : 01-11-16
 Fairmont President's Club

Date	Description	Additional Information	Charges	Credits
01-07-16	Deposit Transferred at C/I	2 night deposit TPA Klm Ayers recv'd 8/24/15	PREPAID -	709.98
01-07-16	Suite Charge		313.00	\$354.99
01-07-16	Suite General Excise Tax 4.166		13.04	
01-07-16	Suite Occupancy Tax 9.25%		28.95	
01-08-16	Kea Lanl Restaurant	CHECK# 4247	\$ 37.50 45.50	RECEIPT ATT.
01-08-16	Suite Charge		313.00	\$354.99
01-08-16	Suite General Excise Tax 4.166		13.04	
01-08-16	Suite Occupancy Tax 9.25%		28.95	
01-09-16	Kea Lanl Restaurant	CHECK# 4386	\$37.50 44.50	RECEIPT ATT.
01-09-16	Suite Charge		313.00	\$354.99
01-09-16	Suite General Excise Tax 4.166		13.04	
01-09-16	Suite Occupancy Tax 9.25%		28.95	
01-10-16	Suite Charge		313.00	\$354.99
01-10-16	Suite General Excise Tax 4.166		13.04	
01-10-16	Suite Occupancy Tax 9.25%		28.95	
01-11-16		XXXXXXXXXX		799.98
				\$ 784.98
Total			1,509.96	1,509.96
Balance Due			0.00	

Thank you for choosing Fairmont Hotels & Resorts.
 To provide feedback about your stay please contact Charles Head, General Manager, at Charles.Head@Fairmont.com.
 We also invite you to share memories of your experience on our community forum - visit www.everyonesanoriginal.com.

HOTEL - \$709.98
 FOOD - 75.00
 \$ 784.98

For information or reservations, visit us at
 www.fairmont.com or call Fairmont Hotels & Resorts from:
 United States or Canada 1 800-441-1414

I agree that my liability for this bill is not waived and I agree to be held personally liable in the event that the indicated person, company, travel agent or association fails to pay for the full amount of the charges. Overdue balance subject to a surcharge at the rate of 1.5% per month (15.5% per annum). All accounts deemed delinquent may be subject to legal fees and all other costs associated with the bill. Account is payable on presentation or departure.

Thank you for choosing to stay with Fairmont Hotels & Resorts

THE *Fairmont*
KEA LANI
 MAUI

Ms Thella Bowens
 3225 N Harbour Drive
 San Diego, CA 92101

Date 08-24-15
 Time 12:55 PM
 Room
 Conf. No. 22498321
 Recpt. No. 139311

ADVANCE DEPOSIT							
Date	Description	Exp Date	Amount				
08-24-15	Visa XXXXXXXXXXXXX	XX/XX	709.98USD				
	<table border="0"> <tr> <td>Arrival</td> <td>Departure</td> </tr> <tr> <td>01-07-16</td> <td>01-11-16</td> </tr> </table>	Arrival	Departure	01-07-16	01-11-16		
Arrival	Departure						
01-07-16	01-11-16						

 Guest Signature

 Cashier No. 602

Ayers Kim

From: Fairmont Hotels & Resorts <KEA@hotelstay.fairmont.com>
Sent: Thursday, October 01, 2015 1:27 PM
To: Ayers Kim
Subject: Confirmation for Ms Thella Bowens

Follow Up Flag: Flag for follow up
Flag Status: Flagged

Dear Ms Thella Bowens,

Mahalo for choosing Fairmont Kea Lani.

During your stay, we invite you to take advantage of our many resort amenities. Get immersed in the ways of the Island's early seafarers through our complimentary Hawaiian Outrigger Canoe Experience. On this hour-long adventure, you will learn the basics of paddling, the history of the canoe and its importance to Hawaiian heritage. You may also choose to rent one of our exclusive poolside cabanas. With private service, chilled water and juice and a tropical fruit platter, it may be the perfect way to spend a day in paradise. These popular amenities fill up quickly, so we encourage you to make your reservations prior to arrival by calling 1(800) 659-4100 or emailing info@kealani.com.

Below please find your reservation confirmation number and additional details.

As a valuable Fairmont President's Club member, we are pleased to provide you a suite of benefits to enhance your travel experience; including access to Great Rates Great Dates and Fairmont Moments as well as complimentary internet access and daily newspaper during your stays. We have further enhanced our ability to tailor your travel experience to what is important to you. [Log on](#) to select what you are most passionate about and explore all [benefits of your membership](#) including those that await with Premier membership.

Me ke aloha pumehana (with warmest aloha),
Fairmont Kea Lani

Confirmation #	103967436
Block Name	27th Annual - Aviation Issue Conference
First Name	Thella
Last Name	Bowens
Arrival Date	Wednesday, 06 Jan, 2016
Departure Date	Monday, 11 Jan, 2016

Number Of Nights	5
Number Of Adults	1
Room Type to Charge	Partial Ocean View King NS Suite
Deposit Policy	2 nts rm and tax reqd at booking
Deposit Due Date	Thursday, 01 Oct, 2015
Deposit Amount	USD 709.98 — PRE-PAID 8/25/15 Local Currency <i>The amount may be subject to taxes, gratuities, resort levy or other fees</i>
Rate Per Room Per Night	USD 313.00
Cancellation Policy	60 Days prior to arrival
Cancellation Date to Avoid	Saturday, 07 Nov, 2015
Penalty	
Cancellation Amount	USD 354.99 Local Currency <i>The amount may be subject to taxes, gratuities, resort levy or other fees</i>

Fairmont Kea Lani, Maui
4100 Wailea Alanui
Wailea, Maui, HI 96753
USA

Toll Free 1 866 540 4456
Tel +1 808 875 4100
Fax +1 808 875 1200
E-mail info@kealani.com

If you want to unsubscribe from marketing mails, then please [click here](#),
www.fairmont.com | [Privacy Policy](#)

RECEIPTS FROM TRAVEL TO MAUI, HI
JANUARY 7-11, 2016 - THELLA F. BOWENS

1/8 & 1/9/16

Kea Lani Restaurant
The Fairmont Kea Lani, Maui
Mahalo- Thank You

461 AIMEE

60/1 CHK 4247 GST 1
BOWENS
JAN08'16 10:09AM

1 ADULT BUFFET 36.00

FOOD 36.00

TAX (4.166%)... 1.50

TOTAL DUE... \$37.50 ✓

Gratuity Not Included Except
with Prepaid Breakfast

GRATUITY

SUITE # 317

TOTAL 45.50 X

PRINT NAME:

THELLA BOWENS

SIGNATURE:

Thella F. Bowens

Kea Lani Restaurant
The Fairmont Kea Lani, Maui
Mahalo- Thank You

504 PORSCHE

4/2 CHK 4386 GST 1
317/BOWEN
JAN09'16 10:22AM

1 ADULT BUFFET 36.00

FOOD 36.00

TAX (4.166%)... 1.50

TOTAL DUE... \$37.50 ✓

Gratuity Not Included Except
with Prepaid Breakfast

GRATUITY

SUITE # 317

TOTAL 44.50 X

PRINT NAME:

THELLA BOWENS

SIGNATURE:

Thella F. Bowens

**RECEIPTS FROM TRAVEL TO MAUI, HI
JANUARY 7-11, 2016 - THELLA F. BOWENS**

1/9/16

Monkeypod Kitchen by Merriman
808.891.2322
10 Wailea Gateway Place
Unit B-201

Monkeypod Kitchen by Merriman
808.891.2322
10 Wailea Gateway Place
Unit B-201

Server: Jed
Table 42/2
Guests: 0
Area: Main
01/09/2016
3:54 PM
30032

Server: Jed
03:59 PM
Table 42/2
DOB: 01/09/2016
01/09/2016
3/30032

HH Hand Cut Fries 4.00
Beet Salad 12.95
Complete Subtotal 16.95
Subtotal 16.95
Tax 0.71
Total 17.66

Balance Due 17.66

Vote Monkeypod Kitchen
Restaurant of the Year
in Maui No Ka Oi's
'Aipono Awards 2016!

SALE

████████████████████ 3145745
Card #XXXXXXXXXX ██████████
Magnetic card present: BOWENS THELLA F
Card Entry Method: S
Approval: 592256

Amount: \$ 17.66
+ Tip: 3.00
= Total: 20.66

I agree to pay the above
total amount according to the
card issuer agreement.

X. _____

Guest Copy

**RECEIPTS FROM TRAVEL TO MAUI, HI
JANUARY 7-11, 2016 - THELLA F. BOWENS**

LUNCH - 1/10/16

HANA RANCH
provisions

71 Baldwin Ave.
Pa'ia, Hawai'i 96779

Order# 13003
Server: Nicole Joy S
Table: 24
Date: 1/10/16, 1:48 PM

Iced Tea	\$2.25	✓
Iced Tea	\$2.25	
Vegetable Chips	\$4.00	
Pork Shoulder Sandwich	\$15.00	✓
Pork Shoulder Sandwich	\$15.00	
<hr/>		
Subtotal:	17.25	\$38.50
Total Tax:	.72	\$1.61
<hr/>		
Total:	\$ 17.97	\$40.11

Suggested Tips		
%	Tip	Total
18.00% of sale:	\$6.93 =	\$47.04
20.00% of sale:	\$7.70 =	\$47.81
22.00% of sale:	\$8.47 =	\$48.58

Thank You
info@HanaRanchProvisions.com
www.HanaRanchProvisions.com
808.868.3688

BREAKFAST
1/10/16

HANA RANCH
provisions

71 Baldwin Ave.
Pa'ia, Hawai'i 96779

Order# 13003 - 2
Table: 24
Server: Nicole Joy
Date: 1/10/16, 1:48 PM

Transaction:	PI0023750579
Paid With:	
Bill:	THELLA F BOWENS
Total:	\$17.97
Tip:	\$ 3.45
Total:	\$ 21.42

APPROVED

I agree to pay the above total amount
according to card issuer agreement

S AND QS
COFFEE AND SHAVE ICE
SHACK

REG 01-10-2016 09:12
0001:6
CT 1

1 LG SMOOTHIE	\$7.00
TL	\$7.00
CASH	\$7.00
CG	\$0.00

**RECEIPTS FROM TRAVEL TO MAUI, HI
JANUARY 7-11, 2016 - THELLA F. BOWENS**

DINNER 1/10/16

CHECK # 7654 DATE 1/10/16
TABLE # 7 TIME 9:15PM
=====

DATE 1/10/16 TIME 0:26:58PM
MID 889579

-- DINING ROOM : SMEGHAN --

SEAT#	ITEMS ORDERED	AMOUNT
6	CONES	27.00
	TOMATO SALAD	23.00
	SIDE BRUSSELS	11.00
	XXXXXXXXXX	XXXXXX
	\$61.00 SUBTOTAL	77.00
	2.56 TAX	3.20
	<u>\$ 63.56</u>	80.20
	<u>\$ 63.56</u> TOTAL	80.20

Spago - Maui
3900 WAILEA ALANUI
WAILEA, MAUI, HI
96753
808 879-2999

XXXXXXXXXX
AUTH 540862 TBL 7 CHECK 7654
PRE-AUTH DINING ROOM SMEGHAN

AMOUNT	61.00	77.00
TAX	2.56	3.20

SUBTOTAL \$	80.20
	63.56
TIP \$
TOTAL \$ 63.56

SUBTOTAL 77.00
TAX 3.20

TOTAL DUE 80.20

CUSTOMER COPY

Thank you for dining at Spago Maui!
(We open nightly from 530pm - 930pm!)
Gratuity _____

Total _____
Four Seasons Room# _____

Print Name _____

Signature _____

RECEIPTS FROM TRAVEL TO MAUI, HI
JANUARY 7-11, 2016 - THELLA F. BOWENS

1/11/16
LUNCH

MARCO'S GRILL & DELI
444 Hana Highway
Kahului, Hawaii
877-4446

Server: Rhonda
Table 1/2
Guests: 3
01/11/2016
12:56 PM
#40023

ICE TEA 3.00
STUFFED TOMATO 12.00
FRENCH FRIES 6.00

3 Items

Subtotal 21.00
Tax 0.88
Total 21.88
Balance Due 21.88

All of our menu items are
available for carry-out.

MARCO'S GRILL & DELI
444 Hana Highway
Kahului, Hawaii
877-4446

Server: Rhonda
12:58 PM
Table 1/2
DOB: 01/11/2016
01/11/2016
4/40023

Card #XXXXXXXXXX
Magnetic card present: BOWENS THELLA F
Approval: 525325

Amount: \$ 21.88
+ Tip: 4.00
= Total: 25.88

X _____

Thanks! Come again.

Aloha Island Mart
Kahului
50 Pakaula Street
Kahului HI 96732

XXXXXXXXXX
Host Data
Merch: J215913901001
Seq Num: 226080

Jan 11 11:54:52 2016
Pump 02
UNLEAD 1.1000
Gallons 4.563
Price/g \$ 9.199

Total \$ 5.00

GAS

APPROVAL: 511349

REF: 511349
ALOHA IS WHERE YOU
LIVE, WORK, AND PLAY
Mahalo For Your
Business
Come Back Soon!

THE HERTZ CORPORATION
Phone: 800-654-4173
Web: www.hertz.com



Rental Agreement No: 168736934
Date: 01/12/2016
Document: 93600058941

Direct All Inquiries To:
THE HERTZ CORPORATION
PO BOX 26120
OKLAHOMA CITY, OK 73126-0120

CHARGE DETAIL

Renter: THELLA BOWENS
Account No.: *****
CDP No.: 40000
CDP Name: IBM CORPORATION

MS THELLA FAYE BOWENS
[REDACTED]

RENTAL REFERENCE

Rental Agreement No: 168736934
Reservation ID: G7640579919
Frequent Traveler: ZE1

RENTAL DETAILS

Rate Plan: IN; CRL OUT: CRL
Rented On: 01/07/2016 15:03 LOC# 261210
 KAHULUI MAUI, HI
Returned On: 01/11/2016 12:06 LOC# 261210
 KAHULUI MAUI, HI
Car Description: MAXIMA SUN LEC450
Veh. No.: 3025442
CAR CLASS Charged: C MILEAGE In: 29,197
 Rented: G Out: 29,158
 Reserved: C Driven: 39

MISCELLANEOUS INFORMATION

CC AUTH: 187948 DATE: 2016/01/07 AMT: 368.00

RENTAL CHARGES

DAYS	4 @	29.15	116.60
SUBTOTAL			116.60
CONCESSION FEE RECOVERY			12.95
LICENSE & TAX REIMBURSEMENT			2.80
CUSTOMER FACILITY CHARGE			18.00
MOTOR VEHICLE LEASE TAX			12.00
TAX	4.166%		5.52

Gold Plus Rewards Points

Earned this rental: 117

TOTAL CHARGES 167.87 USD

E-RETURN RECEIPT

THANK YOU FOR RENTING FROM HERTZ

ALL CHARGES HAVE BEEN BILLED TO YOUR ACCOUNT.

Rental Agreement No: 168736934
Date: 01/12/2016
Document: 93600058941

Direct All Inquiries To:
THE HERTZ CORPORATION
PO BOX 26120
OKLAHOMA CITY, OK 73126-0120
UNITED STATES

Renter: THELLA BOWENS
Account No.: *****3009 AMX

Phone: 800-654-4173
Web: www.hertz.com

TOTAL CHARGES 167.87 USD

00MIA 0090 GC

AMERICAN ASSOCIATION OF AIRPORT EXECUTIVES

AAAE DELIVERS SERVICE. INNOVATION. RESULTS.

CHAIR
JEFFREY A. MULDER, A.A.E.

FIRST VICE CHAIR
CARL D. NEWMAN, A.A.E.

SECOND VICE CHAIR
SCOTT A. BROCKMAN, A.A.E.

SECRETARY/TREASURER
JEANNE M. OLIVIER, A.A.E., ACE

FIRST PAST CHAIR
RANDALL D. BERG, A.A.E.

SECOND PAST CHAIR
MARK P. BREWER, A.A.E.

BOARD OF DIRECTORS
DANETTE M. BEWLEY, A.A.E.
CHRISTOPHER U. BROWNE, C.M.
KELLY L. CAMPBELL, A.A.E.
JOHN K. DUVAL, A.A.E., ACE
TIMOTHY J. EDWARDS, A.A.E.
LUIS E. ELGUEZABAL, A.A.E.
SARA A. FRESE, A.A.E.
MARK E. GALE, A.A.E.
CHARLES J. GOODWIN, A.A.E.
JEFFREY C. GRAY, A.A.E.
LAWRENCE J. KRAUTER, A.A.E., AICP
MICHAEL J. LANDGUTH, A.A.E.
SCOTT C. MALTA, A.A.E.
MICHAEL J. OLSON, A.A.E.
JOHN E. PARROTT, A.A.E.
ALFRED POLLARD, A.A.E.
MARK SAFF
MARSHALL B. STEVENS, A.A.E.
ALVIN L. STUART, A.A.E.
EDELANA C. VAN METER, A.A.E.

CHAPTER PRESIDENTS
ANN B. CROOK, A.A.E.
MICHAEL A. DAIGLE, A.A.E.
DON V. GREEN, JR., A.A.E.
CRIS A. JENSEN, A.A.E.
JUDITH W. OLMSTEAD, A.A.E.
RICHARD L. SMITH, C.M.

POLICY REVIEW COMMITTEE
IFTIKHAR AHMAD, P.E.
BONNIE A. ALLIN, A.A.E.
WILLIAM G. BARKHAUSER, A.A.E.
THOMAS L. BOSCO
THELLA F. BOWENS
PHILLIP N. BROWN, A.A.E.
BRUCE E. CARTER, A.A.E.
ALONSO DENSON, A.A.E.
MARIO C. DIAZ
KEVIN A. DILLON, A.A.E.
TIMOTHY M. DOLL, A.A.E.
JAMES P. ELWOOD, A.A.E.
KENT G. GEORGE, A.A.E.
GARY L. JOHNSON, C.M.
KELLY L. JOHNSON, A.A.E.
PHILIP E. JOHNSON, A.A.E.
CHAD R. MAKOVSKY, C.M., ACE
RONALD F. MATHIEU, C.M.
EWIN M. O'DONNELL
ROBERT P. OLSLAGERS, A.A.E.
ELAINE ROBBIKS, A.A.E.
RICKY D. SMITH
WALTER B. STRONG JR., A.A.E.
MARK D. VANLOH, A.A.E.
ROBERT R. WINGTON

PRESIDENT & CEO
TODD J. HAUPTLI

DATE: Wednesday, September 30, 2015

TO: Board of Directors, Policy Review Committee, Chapter Officers, Committee Chairs and Past Chairs

FROM: Jacky Sher Raker, Executive Vice President, Meetings, Membership, Marketing & Administration

The 30th Annual Aviation Issues Conference will take place January 10-14, 2016 in Maui, Hawaii at The Fairmont Kea Lani, Maui. To assist you with planning your travel, the schedule of events is listed below.

Saturday, January 9

6:30 - 8 p.m. AAEE VIP Reception with Key Sponsors & Government Officials

Sunday, January 10

8 a.m. - 12 p.m. AAEE Board of Directors/Policy Review Committee Meeting
(Breakfast and Lunch will be served.)

12 - 1:30 p.m. AAEE Chapter Officers Luncheon

5:30 - 7 p.m. Conference Opening Reception

Tuesday, January 12

12 p.m. Golf Tournament

Wednesday, January 13

5 - 6:30 p.m. Conference Reception

Sunday, January 10 - Thursday, January 14

The 30th Annual Aviation Issues Conference will officially start on Sunday, January 10 at 5:30 p.m. and conclude on Thursday, January 14 at 12 p.m.

We will make hotel reservations for you with The Fairmont Kea Lani, Maui, 4100 Wailea Alanui, Wailea, Hawaii 96753, phone: (808) 875-4100. AAEE has various group rate offerings including, Fairmont: \$269, Fairmont Garden View: \$292, Partial Ocean View: \$313 and Ocean View: \$344. All reservations are subject to the applicable Hawaii State and hotel accommodations tax that is currently 13.5% and a Hawaii State Transient Accommodation daily tax of \$10 per room night occupied. For anyone wanting to extend their stay, the group rates will be in effect from January 7 to January 17, provided the hotel has availability.

You will be responsible for your own charges. The hotel requires payment for two nights' room and tax upon confirmation of all reservations. Any cancellation from booking date to sixty (60) days from arrival date will be subject to a cancellation fee of one (1) night's room and tax charge. Any cancellation within sixty (60) days of arrival will be subject to a cancellation of two (2) night's room and tax charge.

HI, THELLA



[ABOUT AAAE](#) [PROFESSIONAL DEVELOPMENT](#) [ADVOCACY](#) [PRODUCTS](#) [MEMBER RESOURCES](#)

[Home](#) » [Professional Development](#) » [Meetings](#)



[General Information](#) [Registration](#) [Agenda](#) [Hotel](#) [Transportation](#) [Sponsors](#) [Exhibits](#) [Contacts](#)

AGENDA

SUBJECT TO CHANGE

Sunday, January 10

8 a.m.–12 p.m. **AAAE Board/Policy Review Committee Meeting**

3–7 p.m. **Conference Registration**

5:30–7 p.m. **Opening Reception**

Monday, January 11

7 a.m.–12:15 p.m. **Conference Registration**

7–8:15 a.m. **Breakfast**

7–8:30 a.m. **AAAE Committee Meetings**

8:30–9:15 a.m. **Welcome Remarks**

9:15–10:30 a.m. **Session 1 – 2016 State of the Industry: A Discussion with Aviation Leaders**

10:30–11 a.m. **Refreshment Break with Exhibitors**

- 11 a.m.–12 p.m. **Session 2 – Washington Update: Elections 2016 and Their Impact on the Aviation Agenda**
- 12 - 1:30 p.m. **UAS Focus-Industry Recommendations**
- 12–4 p.m. **Issue Briefings**
- 1:30–3 p.m. **FAA Leadership Focus–An Informal Discussion with FAA Leaders**

Tuesday, January 12

- 7:30 a.m.–12 p.m. **Conference Registration**
- 7:30–8:30 a.m. **Breakfast**
- 7:30–8:30 a.m. **AAAE Committee Meetings**
- 8:30–10 a.m. **Session 3 – The Future of the Nation's Air Traffic Control System; Where Are We Going and How Do We Get There?**
- 10–10:30 a.m. **Refreshment Break with Exhibitors**
- 10:30 a.m.–12 p.m. **Session 4 – Beyond ATC; the Future of the FAA and Safety, Certification and Airport Development**
- 12–4 p.m. **Issue Briefings**
- 12:30–6 p.m. **Golf Tournament**

Wednesday, January 13

- 7:30 a.m.–12 p.m. **Conference Registration**
- 7:30–8:30 a.m. **Breakfast**
- 7:30–8:30 a.m. **Airport Board Member & Commissioner Roundtable**
- 8:30–10 a.m. **Session 5 – The Pilot Shortage and Other Air Service Challenges**
- 10–10:30 a.m. **Break with Exhibitors**
- 10:30 a.m.–12 p.m.

Session 6 – International Aviation: Competition, Facilitation, the Environment and Other Evolving Issues

12–4 p.m. **Issue Briefings**

1:30–3 p.m. **TSA Leadership Focus–An Informal Discussion with TSA Leaders**

5–6:30 p.m. **Reception**

Thursday, January 14

7:30 a.m.–12 p.m. **Conference Registration**

7:30–8:30 a.m. **Breakfast**

8:30–10 a.m. **Session 7 – Aviation Security: What Renewed Interest from Congress May Mean for TSA and the Aviation Industry**

10–10:30 a.m. **Break with Exhibitors**

10:30 a.m.–12 p.m. **Session 8 – And the Consensus Is...Defining Areas of General Agreement Among the Industry**

PROFESSIONAL DEVELOPMENT

Accreditation and Certification

Meetings

International Meetings

AAAE Conference Center

88th AAAE Annual Conference

Training

Career Center

American Association of Airport Executives
The Barclay Building I 601 Madison Street I Alexandria, VA 22314

[Terms of Use](#)
[Privacy Statement](#)
[Contact Us](#)

[About AAAE](#)
[Professional Development](#)
[Advocacy](#)
[Products](#)

[P] 703.824.0504
[F] 703.820.1395



Member Resources

SAN DIEGO COUNTY REGIONAL AIRPORT AUTHORITY

DRAFT BOARD AGENDA

Thursday, February 18, 2016
9:00 A.M.

San Diego International Airport
SDCRAA Administration Building – Third Floor
Board Room
3225 N. Harbor Drive
San Diego, California 92101

Board Members

Robert H. Gleason
Board Chair

David Alvarez

C. April Boling

Greg Cox

Jim Desmond

Lloyd B. Hubbs

Jim Janney

Paul Robinson

Mary Sessom

Ex-Officio Board Members

Laurie Berman

Eraina Ortega

Col. Jason G. Woodworth

President / CEO

Thella F. Bowens

Live webcasts of Authority Board meetings can be accessed at
<http://www.san.org/Airport-Authority/Meetings-Agendas/Authority-Board>

This Agenda contains a brief general description of each item to be considered. The indication of a recommended action does not indicate what action (if any) may be taken. ***Please note that agenda items may be taken out of order.*** If comments are made to the Board without prior notice or are not listed on the Agenda, no specific answers or responses should be expected at this meeting pursuant to State law.

Staff Reports and documentation relating to each item of business on the Agenda are on file in Corporate & Information Governance and are available for public inspection.

NOTE: Pursuant to Authority Code Section 2.15, all Lobbyists shall register as an Authority Lobbyist with the Authority Clerk within ten (10) days of qualifying as a lobbyist. A qualifying lobbyist is any individual who receives \$100 or more in any calendar month to lobby any Board Member or employee of the Authority for the purpose of influencing any action of the Authority. To obtain Lobbyist Registration Statement Forms, contact the Corporate & Information Governance/Authority Clerk Department.

PLEASE COMPLETE A "REQUEST TO SPEAK" FORM PRIOR TO THE COMMENCEMENT OF THE MEETING AND SUBMIT IT TO THE AUTHORITY CLERK. ***PLEASE REVIEW THE POLICY FOR PUBLIC PARTICIPATION IN BOARD AND BOARD COMMITTEE MEETINGS (PUBLIC COMMENT) LOCATED AT THE END OF THE AGENDA.***

The Authority has identified a local company to provide oral interpreter and translation services for public meetings. If you require oral interpreter or translation services, please telephone the Corporate & Information Governance /Authority Clerk Department with your request at (619) 400-2400 at least three (3) working days prior to the meeting.

CALL TO ORDER:

PLEDGE OF ALLEGIANCE:

ROLL CALL:

PRESENTATION:

A. QUARTERLY FINANCIAL UPDATE/BUDGET CALENDAR:

Presented by Scott Brickner, Vice President/Treasurer, Finance & Asset Management

REPORTS FROM BOARD COMMITTEES, AD HOC COMMITTEES, AND CITIZEN COMMITTEES AND LIAISONS:

STANDING BOARD COMMITTEES

- **AUDIT COMMITTEE:**
Committee Members: Gleason, Hollingworth, Hubbs, Robinson (Chair), Sessom, Tartre, Van Sambeek
- **CAPITAL IMPROVEMENT PROGRAM OVERSIGHT COMMITTEE:**
Committee Members: Alvarez, Boling, Gleason, Hubbs (Chair), Robinson
- **EXECUTIVE PERSONNEL AND COMPENSATION COMMITTEE:**
Committee Members: Cox, Desmond (Chair), Hubbs, Janney, Sessom
- **FINANCE COMMITTEE:**
Committee Members: Alvarez, Boling (Chair), Cox, Janney, Sessom

ADVISORY COMMITTEES

- **AUTHORITY ADVISORY COMMITTEE:**
Liaison: Robinson (Primary), Boling
- **ART ADVISORY COMMITTEE:**
Committee Member: Gleason

LIAISONS

- **AIRPORT LAND USE COMPATIBILITY PLAN:**
Liaison: Janney

- **CALTRANS:**
Liaison: Berman
- **INTER-GOVERNMENTAL AFFAIRS:**
Liaison: Cox
- **MILITARY AFFAIRS:**
Liaison: Woodworth
- **PORT:**
Liaisons: Cox, Gleason (Primary), Robinson
- **WORLD TRADE CENTER:**
Representatives: Alvarez, Gleason (Primary)

BOARD REPRESENTATIVES (EXTERNAL)

- **SANDAG TRANSPORTATION COMMITTEE:**
Representatives: Alvarez (Primary), Hubbs

CHAIR'S REPORT:

PRESIDENT/CEO'S REPORT:

NON-AGENDA PUBLIC COMMENT:

Non-Agenda Public Comment is reserved for members of the public wishing to address the Board on matters for which another opportunity to speak **is not provided on the Agenda**, and which is within the jurisdiction of the Board. Please submit a completed speaker slip to the Authority Clerk. ***Each individual speaker is limited to three (3) minutes. Applicants, groups and jurisdictions referring items to the Board for action are limited to five (5) minutes.***

Note: Persons wishing to speak on specific items should reserve their comments until the specific item is taken up by the Board.

CONSENT AGENDA (Items 1-15):

The consent agenda contains items that are routine in nature and non-controversial. Some items may be referred by a standing Board Committee or approved as part of the budget process. The matters listed under 'Consent Agenda' may be approved by one motion. Any Board Member may remove an item for separate consideration. Items so removed will be heard before the scheduled New Business Items, unless otherwise directed by the Chair.

1. APPROVAL OF MINUTES:

The Board is requested to approve minutes of prior Board meetings.

RECOMMENDATION: Approve the minutes of the January 21, 2016, regular meeting.

2. ACCEPTANCE OF BOARD AND COMMITTEE MEMBERS WRITTEN REPORTS ON THEIR ATTENDANCE AT APPROVED MEETINGS AND PRE-APPROVAL OF ATTENDANCE AT OTHER MEETINGS NOT COVERED BY THE CURRENT RESOLUTION:

The Board is requested to accept the reports.

RECOMMENDATION: Accept the reports and pre-approve Board member attendance at other meetings, trainings and events not covered by the current resolution.

(Corporate & Information Governance: Tony Russell, Director/Authority Clerk)

3. AWARDED CONTRACTS, APPROVED CHANGE ORDERS FROM DECEMBER 28, 2016 THROUGH JANUARY 24, 2016 AND REAL PROPERTY AGREEMENTS GRANTED AND ACCEPTED FROM DECEMBER 28, 2016 THROUGH JANUARY 24, 2016:

The Board is requested to receive the report.

RECOMMENDATION: Receive the report.

(Procurement: Jana Vargas, Director)

4. FEBRUARY 2016 LEGISLATIVE REPORT:

The Board is requested to approve the report.

RECOMMENDATION: Adopt Resolution No. 2016-_____, approving the February 2016 Legislative Report.

(Inter-Governmental Relations: Michael Kulis, Director)

5. ANNUAL REVIEW AND NOTIFICATION OF BOARD MEMBER WEIGHTED VOTE POINT ALLOCATION AS REQUIRED BY SECTION 170014 OF THE CALIFORNIA PUBLIC UTILITIES CODE:

The Board is requested to accept the report.

RECOMMENDATION: Adopt Resolution No. 2016-____, accepting the Board Member Weighted Vote Point Allocation as required by Section 170014 of the California Public Utilities Code.

(Corporate & Information Governance: Tony Russell, Director/Authority Clerk)

6. APPROVE AN APPOINTMENT TO THE ART ADVISORY COMMITTEE:

The Board is requested to approve an appointment.

RECOMMENDATION: Adopt Resolution No. 2016-____, approving the appointment of Sheryl L. White to the Art Advisory Committee.

(Vision, Voice & Engagement: Diana Lucero, Director)

CLAIMS

7. REJECT THE CLAIM OF WANDA HERNANDEZ:

The Board is requested to reject a claim.

RECOMMENDATION: Adopt Resolution No. 2016-____, rejecting the claim of Wanda Hernandez.

(Legal: Breton Lobner, General Counsel)

COMMITTEE RECOMMENDATIONS

8. FISCAL YEAR 2016 SECOND QUARTER ACTIVITIES REPORT AND AUDIT RECOMMENDATIONS ISSUED BY THE OFFICE OF THE CHIEF AUDITOR:

The Board is requested to receive the report.

RECOMMENDATION: The Audit Committee recommends that the Board receive the report.

(Audit: Mark A. Burchyett, Chief Auditor)

CONTRACTS AND AGREEMENTS

9. AWARD A CONTRACT TO ATLAS DEVELOPMENT CORPORATION, FOR NOISE MONITORING STATIONS, PROJECT NO. 104164 (REMOVAL AND REPLACEMENT OF 12 EXISTING REMOTE NOISE MONITORING POLES AROUND SAN DIEGO INTERNATIONAL AIRPORT.):

The Board is requested to award a contract.

RECOMMENDATION: Adopt Resolution No. 2016-____, awarding a contract to Atlas Development Corporation, in the amount of \$398,840, for noise monitoring stations, Project No. 104164 (removal and replacement of 12 existing remote noise monitoring poles around San Diego International Airport.)

(Airport Planning & Noise Mitigation: Keith Wilschetz, Director)

10. AWARD A CONTRACT TO HARRY H. JOH CONSTRUCTION, INC., FOR QUIETER HOME PROGRAM PHASE 8, GROUP 12, PROJECT NO. 380812 (31 NON-HISTORIC MULTI-FAMILY UNITS ON ONE RESIDENTIAL PROPERTY LOCATED WEST OF THE AIRPORT):

The Board is requested to award a contract.

RECOMMENDATION: Adopt Resolution No. 2016-____, awarding a contract to Harry H. Joh Construction, Inc., in the amount of \$702,406, for Phase 8, Group 12, Project No. 380812, of the San Diego County Regional Airport Authority's ("Authority's") Quieter Home Program.

(Airport Planning & Noise Mitigation: Keith Wilschetz, Director)

11. APPROVE AND AUTHORIZE THE PRESIDENT/CEO TO EXECUTE AN AGREEMENT WITH _____ TO PROVIDE CONSULTING SERVICES FOR BOND AND CONTRACT FINANCING SERVICES PROGRAM:

The Board is requested to approve an agreement.

RECOMMENDATION: Adopt Resolution No. 2016-____, approving and authorizing the President/CEO to execute an agreement with _____ to provide bond and contract finance consulting services for a three (3) year term with two (2), one-year extension options for a maximum amount payable of \$_____.

(Procurement: Jana Vargas, Director)

12. APPROVE AND AUTHORIZE THE PRESIDENT/CEO TO EXECUTE A FIFTH AMENDMENT TO INCREASE THE DURATION OF THE AUSTIN-SUNDT JOINT VENTURE AGREEMENT, FOR RENTAL CAR CENTER PROJECT:

The Board is requested to approve the amendment.

RECOMMENDATION: Adopt Resolution No. 2016-____, approving and authorizing the President/CEO to execute a Fifth Amendment to the Austin-Sundt Joint Venture Construction Manager-at-Risk Agreement, increasing the agreement duration from 1451 days to 1545 days.

(Airport Design and Construction: Bob Bolton, Director)

13. GRANT AN ELECTRICAL EASEMENT TO THE CITY OF SAN DIEGO:

The Board is requested to grant an easement.

RECOMMENDATION: Adopt Resolution No. 2016-____, authorizing the President/CEO to negotiate and execute an electrical easement with the City of San Diego in support of Admiral Boland Way.

(Finance & Asset Management: Kathy Kiefer, Senior Director)

14. APPROVE AND AUTHORIZE CONSENT TO A HANGAR SUBLEASE AGREEMENT:

The Board is requested to approve an agreement.

RECOMMENDATION: Adopt Resolution No. 2016-____, authorizing the President/CEO to negotiate and consent to a Hangar Sublease Agreement between Landmark Aviation GSO-SAN, LLC and MedImpact Aviation Hangar, LLC.

(Finance & Asset Management: Kathy Kiefer, Senior Director)

15. APPROVE AND AUTHORIZE CONSENT TO ASSIGNMENT:

The Board is requested to approve an assignment.

RECOMMENDATION: Adopt Resolution No. 2016-_____, authorizing the President/CEO to negotiate and consent to an assignment with BBA Aviation, PLC for Landmark Aviation.

(Finance & Asset Management: Kathy Kiefer, Senior Director)

CONTRACTS AND AGREEMENTS AND/OR AMENDMENTS TO CONTRACTS AND AGREEMENTS EXCEEDING \$1 MILLION

PUBLIC HEARINGS:

OLD BUSINESS:

NEW BUSINESS:

CLOSED SESSION:

16. CONFERENCE WITH LEGAL COUNSEL-EXISTING LITIGATION:

(Cal. Gov. Code § 54956.9(a) and (d)(1).)

Diego Concession Group, Inc. v. San Diego County Regional Airport Authority,
San Diego Superior Court Case No. 37-2012-00088083-CU-BT-CTL

17. CONFERENCE WITH LEGAL COUNSEL-EXISTING LITIGATION:

(Cal. Gov. Code § 54956.9(a) and (d)(1).)

Dryden Oaks, LLC v. San Diego County Regional Airport Authority, et al.,
San Diego Superior Court, North County, Case No. 37-2014-00004077-CU-EI-NC

18. CONFERENCE WITH LEGAL COUNSEL – EXISTING LITIGATION:

(Cal. Gov. Code § 54956.9(a) and (d)(1).)

Donna Wilson; John Wilson v. San Diego Port Authority; San Diego International Airport; San Diego County Regional Airport Authority
San Diego Superior Court Case No. 37-2014-00015326-CU-PO-CTL (Meyer)

19. CONFERENCE WITH LEGAL COUNSEL – EXISTING LITIGATION:

(Cal. Gov. Code § 54956.9(a)):

Maria Paula Bermudez v. San Diego County Regional Airport Authority, American Airlines, Inc., et al.

San Diego Superior Court Case No. 37-2015-00022911-CU-PO-CTL.

20. CONFERENCE WITH LEGAL COUNSEL – EXISTING LITIGATION:

(Cal. Gov. Code §54956.9(a) and (d)(1))

Stanley Moore v. San Diego County Regional Airport Authority, et al
San Diego Superior Court Case No. 37-2015-00030676-CU-OE-CTL

- 21. CONFERENCE WITH LEGAL COUNSEL – EXISTING LITIGATION:**
Cal. Gov. Code § 54956.9(a) and (d).
In the matter of the Petition of San Diego County Regional Airport Authority for Review of Action by the California Regional Water Quality Control Board in Issuing Order No. R9-2013-0001, as amended by Orders Nos. R9-2015-0001 and R9-2015-0100 (NPDES NO. CAS0109266) [Water Code §§ 13320(a) and 13321(a)]
- 22. CONFERENCE WITH LEGAL COUNSEL – ANTICIPATED LITIGATION AND EXISTING LITIGATION:**
(Significant exposure to litigation pursuant to Cal. Gov. Code §§ 54956.9(a) and 54956.9(b).)
Jay A. Bass, et al/v. San Diego City Employees' Retirement System, et al.,
San Diego Superior Court Case No. 37-2013-00077566-CU-OE-CTL
- 23. CONFERENCE WITH LEGAL COUNSEL – ANTICIPATED LITIGATION:**
(Significant exposure to litigation pursuant to Cal. Gov. Code §§ 54956.9 (b) and 54954.5.)
Re: Investigative Order No. R9-2012-0009 by the California Regional Water Quality Control Board regarding submission of technical reports pertaining to an investigation of bay sediments at the Downtown Anchorage Area in San Diego.
Number of potential cases: 1
- 24. CONFERENCE WITH LEGAL COUNSEL – ANTICIPATED LITIGATION:**
(Initiation of litigation pursuant to Cal. Government Code § 54956.9(d).)
Number of cases: 2

REPORT ON CLOSED SESSION:

NON-AGENDA PUBLIC COMMENT:

Non-Agenda Public Comment is reserved for members of the public wishing to address the Board on matters for which another opportunity to speak **is not provided on the Agenda**, and which is within the jurisdiction of the Board. Please submit a completed speaker slip to the Authority Clerk. ***Each individual speaker is limited to three (3) minutes. Applicants, groups and jurisdictions referring items to the Board for action are limited to five (5) minutes.***

Note: Persons wishing to speak on specific items should reserve their comments until the specific item is taken up by the Board.

GENERAL COUNSEL REPORT:

BUSINESS AND TRAVEL EXPENSE REIMBURSEMENT REPORTS FOR BOARD MEMBERS, PRESIDENT/CEO, CHIEF AUDITOR AND GENERAL COUNSEL WHEN ATTENDING CONFERENCES, MEETINGS, AND TRAINING AT THE EXPENSE OF THE AUTHORITY:

BOARD COMMENT:

ADJOURNMENT:

Policy for Public Participation in Board, Airport Land Use Commission (ALUC), and Committee Meetings (Public Comment)

- 1) Persons wishing to address the Board, ALUC, and Committees shall complete a "Request to Speak" form prior to the initiation of the portion of the agenda containing the item to be addressed (e.g., Public Comment and General Items). Failure to complete a form shall not preclude testimony, if permission to address the Board is granted by the Chair.
- 2) The Public Comment Section at the beginning of the agenda is limited to eighteen (18) minutes and is reserved for persons wishing to address the Board, ALUC, and Committees on any matter for which another opportunity to speak is not provided on the Agenda, and on matters that are within the jurisdiction of the Board. A second Public Comment period is reserved for general public comment later in the meeting for those who could not be heard during the first Public Comment period.
- 3) Persons wishing to speak on specific items listed on the agenda will be afforded an opportunity to speak during the presentation of individual items. Persons wishing to speak on specific items should reserve their comments until the specific item is taken up by the Board, ALUC and Committees. Public comment on specific items is limited to twenty (20) minutes – ten (10) minutes for those in favor and ten (10) minutes for those in opposition of an item. Each individual speaker will be allowed three (3) minutes, and applicants and groups will be allowed five (5) minutes.
- 4) If many persons have indicated a desire to address the Board, ALUC and Committees on the same issue, then the Chair may suggest that these persons consolidate their respective testimonies. Testimony by members of the public on any item shall be limited to **three (3) minutes per individual speaker and five (5) minutes for applicants, groups and referring jurisdictions.**
- 5) Pursuant to Authority Policy 1.33 (8), recognized groups must register with the Authority Clerk prior to the meeting.
- 6) After a public hearing or the public comment portion of the meeting has been closed, no person shall address the Board, ALUC, and Committees without first obtaining permission to do so.

Additional Meeting Information

NOTE: This information is available in alternative formats upon request. To request an Agenda in an alternative format, or to request a sign language or oral interpreter, or an Assistive Listening Device (ALD) for the meeting, please telephone the Authority Clerk's Office at (619) 400-2400 at least three (3) working days prior to the meeting to ensure availability.

For your convenience, the agenda is also available to you on our website at www.san.org.

For those planning to attend the Board meeting, parking is available in the public parking lot located directly in front of the Administration Building (formerly the Commuter Terminal). Bring your ticket to the third floor receptionist for validation.

You may also reach the Administration Building by using public transit via the San Diego Metropolitan Transit System, Route 992. The MTS bus stop at Terminal 1 is a very short walking distance from the Administration Building. ADA paratransit operations will continue to serve the Administration Building as required by Federal regulation. For MTS route, fare and paratransit information, please call the San Diego MTS at (619) 233-3004 or 511. For other Airport related ground transportation questions, please call (619) 400- 2685.

UPCOMING MEETING SCHEDULE

<i>Date</i>	<i>Day</i>	<i>Time</i>	<i>Meeting Type</i>	<i>Location</i>
March 17	Thursday	9:00 a.m.	Regular	Board Room
April 21	Thursday	9:00 a.m.	Regular	Board Room

SAN DIEGO COUNTY REGIONAL AIRPORT AUTHORITY

DRAFT AIRPORT LAND USE COMMISSION AGENDA

Thursday, February 18, 2016
9:00 A.M. or immediately following the
Board Meeting

San Diego International Airport
SDCRAA Administration Building – Third Floor
(Formerly Commuter Terminal)
Board Room
3225 N. Harbor Drive
San Diego, California 92101

Board Members

Robert H. Gleason
Board Chair

David Alvarez
C. April Boling
Greg Cox
Jim Desmond
Lloyd B. Hubbs
Jim Janney
Paul Robinson
Mary Sessom

Ex-Officio Board Members

Laurie Berman
Eraina Ortega
Col. Jason G. Woodworth

President / CEO

Thella F. Bowens

***Live webcasts of Authority Board meetings can be accessed at
<http://www.san.org/Airport-Authority/Meetings-Agendas/ALUC>***

Pursuant to California Public Utilities Code §§ 21670-21679.5, the Airport Land Use Commission ("Commission") is responsible for coordinating the airport planning of public agencies within San Diego County. The Commission has the legal responsibility to formulate airport land use compatibility plans ("ALUCPs") that will (a) provide for the orderly growth of each public airport and the areas surrounding the airport within the County and (b) safeguard the general welfare of the inhabitants within the vicinity of each airport and the public in general. Pursuant to §21670.3, the San Diego County Regional Airport Authority serves as the Commission.

This Agenda contains a brief general description of each item to be considered. The indication of a recommended action does not indicate what action (if any) may be taken. ***Please note that agenda items may be taken out of order.*** If comments are made to the Commission without prior notice or are not listed on the Agenda, no specific answers or responses should be expected at this meeting pursuant to State law.

Staff Reports and documentation relating to each item of business on the Agenda are on file in Corporate & Information Governance and are available for public inspection.

NOTE: Pursuant to Authority Code Section 2.15, all Lobbyists shall register as an Authority Lobbyist with the Authority Clerk within ten (10) days of qualifying as a lobbyist. A qualifying lobbyist is any individual who receives \$100 or more in any calendar month to lobby any Commission Member or employee of the Authority for the purpose of influencing any action of the Authority. To obtain Lobbyist Registration Statement Forms, contact the Corporate & Information Governance/Authority Clerk Department.

PLEASE COMPLETE A "REQUEST TO SPEAK" FORM PRIOR TO THE COMMENCEMENT OF THE MEETING AND SUBMIT IT TO THE AUTHORITY CLERK. ***PLEASE REVIEW THE POLICY FOR PUBLIC PARTICIPATION IN BOARD AND BOARD COMMISSION MEETINGS (PUBLIC COMMENT) LOCATED AT THE END OF THE AGENDA.***

CALL TO ORDER:

PLEDGE OF ALLEGIANCE:

ROLL CALL:

NON-AGENDA PUBLIC COMMENT:

Non-Agenda Public Comment is reserved for members of the public wishing to address the Commission on matters for which another opportunity to speak **is not provided on the Agenda**, and which is within the jurisdiction of the Commission. Please submit a completed speaker slip to the Authority Clerk. ***Each individual speaker is limited to three (3) minutes. Applicants, groups and jurisdictions referring items to the Board for action are limited to five (5) minutes.***

Note: Persons wishing to speak on specific items should reserve their comments until the specific item is taken up by the Commission.

CONSENT AGENDA (Items 1-5):

The Consent Agenda contains items that are routine in nature and non-controversial. It also contains consistency determinations that have been deemed consistent or conditionally consistent. The matters listed under 'Consent Agenda' may be approved by one motion. Any Commission Member may remove an item for separate consideration. Items so removed will be heard before the scheduled New Business items, unless otherwise directed by the Chair.

1. APPROVAL OF MINUTES:

The Airport Land Use Commission is requested to approve minutes of prior Commission meetings.

RECOMMENDATION: Approve the minutes of the January 21, 2016 regular meeting.

CONSISTENCY DETERMINATIONS

2. REPORT OF LAND USE ACTIONS DETERMINED TO BE CONSISTENT WITH AIRPORT LAND USE COMPATIBILITY PLANS:

The Commission is requested to receive a report of land use actions determined by staff to be consistent with Airport Land Use Compatibility Plans.

RECOMMENDATION: Receive the report.

(Airport Planning: Angela Jamison, Manager)

3. CONSISTENCY DETERMINATION – SAN DIEGO INTERNATIONAL AIRPORT - AIRPORT LAND USE COMPATIBILITY PLAN – CONSTRUCTION OF 20 DETACHED RESIDENTIAL UNITS AT WOODMAN COURT, CITY OF SAN DIEGO:

The Commission is requested to make a consistency determination on a proposed project in the City of San Diego.

RECOMMENDATION: Adopt Resolution No. 2016-____ ALUC, making the determination that the project is conditionally consistent with the San Diego International Airport - Airport Land Use Compatibility Plan.

(Airport Planning: Angela Jamison, Manager)

4. CONSISTENCY DETERMINATION – SAN DIEGO INTERNATIONAL AIRPORT - AIRPORT LAND USE COMPATIBILITY PLAN – CONSTRUCTION OF 21 ATTACHED RESIDENTIAL UNITS AT 525 HAWTHORN STREET, CITY OF SAN DIEGO:

The Commission is requested to make a consistency determination on a proposed project in the City of San Diego.

RECOMMENDATION: Adopt Resolution No. 2016-____ ALUC, making the determination that the project is conditionally consistent with the San Diego International Airport - Airport Land Use Compatibility Plan.

(Airport Planning: Angela Jamison, Manager)

5. CONSISTENCY DETERMINATION – SAN DIEGO INTERNATIONAL AIRPORT - AIRPORT LAND USE COMPATIBILITY PLAN – CONSTRUCTION OF 12 ATTACHED RESIDENTIAL UNITS AT VOLTAIRE STREET AT CAPISTRANO STREET, CITY OF SAN DIEGO:

The Commission is requested to make a consistency determination on a proposed project in the City of San Diego.

RECOMMENDATION: Adopt Resolution No. 2016-____ ALUC, making the determination that the project is conditionally consistent with the San Diego International Airport - Airport Land Use Compatibility Plan.

(Airport Planning: Angela Jamison, Manager)

PUBLIC HEARINGS: None

OLD BUSINESS:

NEW BUSINESS:

6. REPORT OF STATUS UPDATE AND POSSIBLE POLICY DIRECTION ON AIRPORT LAND USE COMPATIBILITY PLANS:

The Commission is requested to receive a status update on Airport Land Use Compatibility Plans.

RECOMMENDATION: Receive the report and possibly provide policy direction to staff.

(Airport Planning: Angela Jamison, Manager)

COMMISSION COMMENT:

ADJOURNMENT:

Policy for Public Participation in Board, Airport Land Use Commission (ALUC), and Committee Meetings (Public Comment)

- 1) Persons wishing to address the Board, ALUC, and Committees shall complete a "Request to Speak" form prior to the initiation of the portion of the agenda containing the item to be addressed (e.g., Public Comment and General Items). Failure to complete a form shall not preclude testimony, if permission to address the Board is granted by the Chair.
- 2) The Public Comment Section at the beginning of the agenda is limited to eighteen (18) minutes and is reserved for persons wishing to address the Board, ALUC, and Committees on any matter for which another opportunity to speak is not provided on the Agenda, and on matters that are within the jurisdiction of the Board. A second Public Comment period is reserved for general public comment later in the meeting for those who could not be heard during the first Public Comment period.
- 3) Persons wishing to speak on specific items listed on the agenda will be afforded an opportunity to speak during the presentation of individual items. Persons wishing to speak on specific items should reserve their comments until the specific item is taken up by the Board, ALUC and Committees. Public comment on specific items is limited to twenty (20) minutes – ten (10) minutes for those in favor and ten (10) minutes for those in opposition of an item. Each individual speaker will be allowed three (3) minutes, and applicants and groups will be allowed five (5) minutes.
- 4) If many persons have indicated a desire to address the Board, ALUC and Committees on the same issue, then the Chair may suggest that these persons consolidate their respective testimonies. Testimony by members of the public on any item shall be limited to **three (3) minutes per individual speaker and five (5) minutes for applicants, groups and referring jurisdictions.**
- 5) Pursuant to Authority Policy 1.33 (8), recognized groups must register with the Authority Clerk prior to the meeting.
- 6) After a public hearing or the public comment portion of the meeting has been closed, no person shall address the Board, ALUC, and Committees without first obtaining permission to do so.

Additional Meeting Information

NOTE: This information is available in alternative formats upon request. To request an Agenda in an alternative format, or to request a sign language or oral interpreter, or an Assistive Listening Device (ALD) for the meeting, please telephone the Authority Clerk's Office at (619) 400-2400 at least three (3) working days prior to the meeting to ensure availability.

For your convenience, the agenda is also available to you on our website at www.san.org.

For those planning to attend the Board meeting, parking is available in the public parking lot located directly in front of the Commuter Terminal. Bring your ticket to the third floor receptionist for validation.

You may also reach the Commuter Terminal by using public transit via the San Diego Metropolitan Transit System, Route 992. The bus stops at Terminal 1, which is a short walking distance from the Commuter Terminal. ADA paratransit operations will continue to serve the Commuter Terminal as required by Federal regulation. For MTS route, fare and paratransit information, please call the San Diego MTS at (619) 233-3004 or 511.

UPCOMING MEETING SCHEDULE

<i>Date</i>	<i>Day</i>	<i>Time</i>	<i>Meeting Type</i>	<i>Location</i>
March 17	Thursday	9:00 a.m.	Regular	Board Room
April 21	Thursday	9:00 a.m.	Special	Board Room