

Executive/Finance Committee and Special Board Meeting Agenda

**Monday, November 22, 2021
9:00 A.M.**

San Diego International Airport
SDCRAA Administration Building
3225 N. Harbor Drive
San Diego, California 92101

This meeting of the Executive – Finance Committee of the San Diego County Regional Airport Authority will be conducted pursuant to the provisions of California Assembly Bill 361 which suspends certain requirements of the Ralph M. Brown Act. On November 4, 2021, the San Diego County Regional Airport Authority Board adopted Resolution Number 2021-0123 finding that as a result of the continuing State of Emergency and the fact that local officials have recommended measures to promote social distancing and a finding that meeting in person continues to present imminent risks to the health and safety of attendees, it is in the best interest of the Authority and the public to continue to conduct meetings of the Board's standing committees virtually pursuant to AB 361. Therefore, in the interest of public health, all Committee Members will be participating in the meeting electronically. In accordance with Assembly Bill 361 and Authority Board Resolution No. 2021-0123, there will be no members of the public in attendance at the Committee Meeting. We are providing alternatives to in-person attendance for viewing and participating in the meeting. In lieu of in-person attendance, members of the public may submit their comments in the following manner.

Public Comment during Board/Committee Meetings

If you'd like to speak live during the meeting, please follow these steps to request to speak:

- **Step 1:** Watch the meeting via the live Webcast located at the following link, <https://www.san.org/Airport-Authority/Meetings-Agendas/Executive-Finance?EntryId=13964>
PLEASE NOTE: There is approximately 20 seconds of lag time between the meeting and the Webcast.
- **Step 2:** When the Chair introduces the item that you would like to comment on, (*or indicates that it is time for Non-Agenda Public Comment*), call into the public comment line by following the following directions:
REMINDER: Please do not call until the item you want to comment on is being discussed.
 1. **Dial 1-619-737-2396**
 2. **When prompted, input Conference ID: 225 954 48#**

Board Members

Gil Cabrera (Chair)
Paul Robinson (Vice Chair)
Catherine Blakespear
Mary Casillas Salas
Robert T. Lloyd
Paul McNamara
Johanna Schiavoni
Nora E. Vargas
Marni von Wilpert

Ex-Officio Board Members

Col. Thomas Bedell
Gustavo Dallarda
Gayle Miller

President/CEO

Kimberly J. Becker

Executive/Finance Committee

Meeting Agenda

Monday, November 22, 2021

3. **You will then hear: "If you're the meeting organizer, press star now. You are now joining the meeting." Ignore this message.**
4. **After a few seconds, you will hear: "Please wait for the leader to admit you into the meeting, thank you for your patience." This is an indication that you are in the waiting room, Authority staff will admit you into the meeting when it is your time to speak.**
5. **After being admitted into the meeting, your microphone will be live, please turn off your webcast to avoid feedback. Staff will then ask you to state your name and begin your comments.**

Written Non-Agenda Public comment and/or Public Comment on agenda items may also be submitted to the Authority clerk at clerk@san.org. Comments received no later than 8:30 a.m. on the day of the meeting will be distributed to the Board or Committee and included in the record.

How to Watch the Meeting

You may also view the meeting online at the following link: <https://www.san.org/Airport-Authority/Meetings-Agendas/Executive-Finance?EntryId=13963>

Requests for Accessibility Modifications or Accommodations

As required by the Americans with Disabilities Act (ADA), requests for agenda information to be made available in alternative formats, and any requests for disability-related modifications or accommodations required to facilitate meeting participation, including requests for alternatives to observing meetings and offering public comment as noted above, may be made by contacting the Authority Clerk at (619) 400-2550 or clerk@san.org. The Authority is committed to resolving accessibility requests swiftly in order to maximize accessibility.

This Agenda contains a brief general description of each item to be considered. The indication of a recommended action does not indicate what action (if any) may be taken. **Please note that agenda items may be taken out of order.** If comments are made to the Board without prior notice or are not listed on the Agenda, no specific answers or responses should be expected at this meeting pursuant to State law.

Staff Reports and documentation relating to each item of business on the Agenda are on file in Board Services and are available for public inspection.

Note: Pursuant to Authority Code Section 2.15, all Lobbyists shall register as an Authority Lobbyist with the Authority Clerk within ten (10) days of qualifying as a lobbyist. A qualifying lobbyist is any individual who receives \$100 or more in any calendar month to lobby any Board Member or employee of the Authority for the purpose of influencing any action of the Authority. To obtain Lobbyist Registration Statement Forms, contact the Board Services/Authority Clerk Department.

Executive/Finance Committee Meeting Agenda

Monday, November 22, 2021

CALL TO ORDER:

ROLL CALL:

Executive Committee

Committee Members: Cabrera (Chair), Lloyd, Robinson

Finance Committee

Committee Members: Casillas Salas, Lloyd (Chair), Schiavoni, von Wilpert

NON-AGENDA PUBLIC COMMENT:

Non-Agenda Public Comment is reserved for members of the public wishing to address the Committee on matters for which another opportunity to speak **is not provided on the Agenda**, and which is within the jurisdiction of the Committee. Please submit a completed speaker slip to the Authority Clerk. **Each individual speaker is limited to three (3) minutes.**

Note: Persons wishing to speak on specific items should reserve their comments until the specific item is taken up by the Committee.

NEW BUSINESS:

1. APPROVAL OF MINUTES:

RECOMMENDATION: Approve the minutes of the October 25, 2021 regular meeting.

FINANCE COMMITTEE NEW BUSINESS:

2. REVIEW OF THE UNAUDITED FINANCIAL STATEMENTS FOR THE FOUR MONTHS ENDED OCTOBER 31, 2021:

Presented by: Elizabeth Stewart, Interim Director, Accounting

3. REVIEW OF THE AUTHORITY'S INVESTMENT REPORT AS OF OCTOBER 31, 2021:

Presented by: Geoff Bryant, Manager, Airport Finance

4. UPDATE ON REVOLVER DRAWS AND OUTSTANDING BALANCES:

Presented by: Geoff Bryant, Manager, Airport Finance

5. UPDATE ON 2021 GENERAL AIRPORT REVENUE BOND SALE

Presented by: Scott Brickner, Vice President/Chief Financial Officer

EXECUTIVE COMMITTEE NEW BUSINESS:

Meeting Agenda

Monday, November 22, 2021

- 6. PRE-APPROVAL OF TRAVEL REQUESTS AND APPROVAL OF BUSINESS AND TRAVEL EXPENSE REIMBURSEMENT REQUESTS FOR BOARD MEMBERS, THE PRESIDENT/CEO, THE CHIEF AUDITOR AND GENERAL COUNSEL:**
RECOMMENDATION: Pre-approve travel requests and approve Business and Travel Expense Reimbursement Requests.
Presented by: Tony R. Russell, Director, Board Services/Authority Clerk
- 7. ESTABLISH THE DATE AND TIME OF BOARD AND ALUC MEETINGS FOR 2022, AS INDICATED ON THE PROPOSED 2022 MASTER CALENDAR OF BOARD AND COMMITTEE MEETINGS:**
RECOMMENDATION: Forward this item to the Board with a recommendation for approval.
Presented by: Tony R. Russell, Director, Board Services/Authority Clerk

REVIEW OF FUTURE AGENDAS:

- 8. REVIEW OF THE DRAFT AGENDA FOR DECEMBER 2, 2021 BOARD MEETING:**
Presented by: Kimberly J. Becker, President/CEO
- 9. REVIEW OF THE DRAFT AGENDA FOR THE DECEMBER 2, 2021 AIRPORT LAND USE COMMISSION MEETING:**
Presented by: Kimberly J. Becker, President/CEO

COMMITTEE MEMBER

COMMENTS: ADJOURNMENT:

Meeting Agenda

Monday, November 22, 2021

Policy for Public Participation in Board, Airport Land Use Commission (ALUC), and Committee Meetings (Public Comment)

- 1) Persons wishing to address the Board, ALUC, and Committees shall submit an email to the Clerk at clerk@san.org prior to the initiation of the portion of the agenda containing the item to be addressed (e.g., Public Comment and General Items). Failure to submit an email shall not preclude testimony, if permission to address the Board is granted by the Chair.
- 2) The Public Comment Section at the beginning of the agenda is reserved for persons wishing to address the Board, ALUC, and Committees on any matter for which another opportunity to speak is not provided on the Agenda, and on matters that are within the jurisdiction of the Board.
- 3) Persons wishing to speak on specific items listed on the agenda will be afforded an opportunity to speak during the presentation of individual items. Persons wishing to speak on specific items should reserve their comments until the specific item is taken up by the Board, ALUC and Committees.
- 4) If many persons have indicated a desire to address the Board, ALUC and Committees on the same issue, then the Chair may suggest that these persons consolidate their respective testimonies. Testimony by members of the public on any item shall be limited to **three (3) minutes per individual speaker and five (5) minutes for applicants, groups and referring jurisdictions.**
- 5) Pursuant to Authority Policy 1.33 (8), recognized groups must register with the Authority Clerk prior to the meeting.

After a public hearing or the public comment portion of the meeting has been closed, no person shall address the Board, ALUC, and Committees without first obtaining permission to do so.

Additional Meeting Information

NOTE: This information is available in alternative formats upon request. To request an Agenda in an alternative format, or to request a sign language or oral interpreter, or an Assistive Listening Device (ALD) for the meeting, please telephone the Authority Clerk's Office at (619) 400-2550 at least three (3) working days prior to the meeting to ensure availability.

For your convenience, the agenda is also available to you on our website at www.san.org.

For those planning to attend the Board meeting, parking is available in the public parking lot located directly in front of the Administration Building. Bring your ticket to the third-floor receptionist for validation.

You may also reach the SDCRAA Building by using public transit via the San Diego MTS System, Route 992. For route and fare information, please call the San Diego MTS at (619) 233-3004 or 511.

DRAFT
SAN DIEGO COUNTY REGIONAL AIRPORT AUTHORITY
EXECUTIVE-FINANCE COMMITTEE MEETING MINUTES
MONDAY, OCTOBER 25, 2021
BOARD ROOM

CALL TO ORDER: Chair Cabrera called the Executive and Finance Committee meeting to order at 9:04 a.m., on Monday, October 25, 2021, electronically and via teleconference pursuant to the provisions of California Assembly Bill 361 at the San Diego International Airport, Administration Building, 3225 N. Harbor Drive, San Diego, CA 92101.

ROLL CALL:

Executive Committee

Present: Committee Members: Cabrera (Chair), Lloyd, Robinson

Absent: Committee Members: None

Finance Committee

Present: Committee Members: Casillas Salas, Lloyd (Chair), Schiavoni,
von Wilpert

Absent: Committee Members: None

Also Present: Kim Becker, President/CEO; Amy Gonzalez, General Counsel; Tony R. Russell, Director, Board Services/Authority Clerk; Dustin Heick, Assistant Authority Clerk I

NON-AGENDA PUBLIC COMMENT: None.

NEW BUSINESS:

1. APPROVAL OF MINUTES:

RECOMMENDATION: Approve the minutes of the September 27, 2021, regular meeting.

ACTION: Moved by Board Member Robinson and seconded by Board Member Lloyd to approve staff's recommendation. Motion carried unanimously.

FINANCE COMMITTEE NEW BUSINESS:

2. REVIEW OF THE UNAUDITED FINANCIAL STATEMENTS FOR THE THREE MONTHS ENDED SEPTEMBER 30, 2021:

Elizabeth Stewart, Interim Director, Accounting, provided a presentation on the Unaudited Financial Statements for the Three Months Ended September 30, 2021 that included Enplanements, Gross Landing Weight Units, Operating Revenues, Operating Expenses, Net Operating Income Summary, Nonoperating Revenues & Expenses and Statements of Net Position.

RECOMMENDATION: Forward to the Board with a recommendation for acceptance.

ACTION: Moved by Board Member Schiavoni and seconded by Board Member von Wilpert to approve staff's recommendation. Motion carried unanimously.

Board Member Robinson asked for an update on how British Airways is doing since re-entering the San Diego market in a few months.

3. REVIEW OF THE AUTHORITY'S INVESTMENT REPORT AS OF SEPTEMBER 30, 2021:

Geoff Bryant, Manager, Airport Finance, provided a presentation on the Investment Report as of September 30, 2021 that included Portfolio Characteristics, Sector Distribution, Quality and Maturity Distribution, Investment Performance and Bond Proceeds.

RECOMMENDATION: Forward to the Board with a recommendation for acceptance.

ACTION: Moved by Board Member von Wilpert and seconded by Board Member Casillas-Salas to approve staff's recommendation. Motion carried unanimously.

4. UPDATE ON REVOLVER DRAWS AND OUTSTANDING BALANCE:

Geoff Bryant, Manager, Airport Finance, provided an update on the Revolver Draws and Outstanding Balance that included the Revolving Credit Facility Balances.

5. AUTHORIZATION AND APPROVAL OF THE SALE OF UP TO \$2.5 BILLION OF SUBORDINATE AIRPORT REVENUE AND REVENUE REFUNDING BONDS, INCLUDING DELEGATION OF PRICING AUTHORITY AND APPROVAL OF RELATED DOCUMENTS, TO FUND THE NEW T1 PROJECTS AND TO REFUND THE AUTHORITY'S OUTSTANDING SENIOR SERIES 2013 BONDS:

Scott Brickner, Vice President/Chief Financial Officer and Geoff Bryant, Manager, Airport Finance, provided a presentation on the Authorization and Approval of the Sale of Subordinated Airport Revenue and Revenue Refunding Bonds that included The New T1, Planned Debt Issuance, 2013 Bonds Refunding Opportunity, Existing Debt Profile, Projected Debt Profile, Principal Documents of the GARB Sale and Preliminary Timeline.

Board Member von Wilpert stated that she would like additional information on the details of the Bond issuance before voting on the item and requested an additional briefing.

ACTION: Moved by Board Member Schiavoni and seconded by Board Member Lloyd to approve staff's recommendation. Motion carried, with Board Member von Wilpert voting NO.

EXECUTIVE COMMITTEE NEW BUSINESS:

6. PRE-APPROVAL OF TRAVEL REQUESTS AND APPROVAL OF BUSINESS AND TRAVEL EXPENSE REIMBURSEMENT REQUESTS FOR BOARD MEMBERS, THE PRESIDENT/CEO, THE CHIEF AUDITOR AND GENERAL COUNSEL:

RECOMMENDATION: Pre-approve travel requests and approve business and travel expense reimbursement requests.

ACTION: Moved by Board Member Robinson and seconded by Board Member Lloyd to approve staff's recommendation. Motion carried unanimously.

REVIEW OF FUTURE AGENDAS:

7. REVIEW OF THE DRAFT AGENDA FOR THE NOVEMBER 4, 2021 BOARD MEETING:

Kimberly J. Becker, President/CEO, provided an overview of the September 2, 2021 draft Board meeting agenda.

8. REVIEW OF THE DRAFT AGENDA FOR THE NOVEMBER 4, 2021 AIRPORT LAND USE COMMISSION MEETING:

Kimberly J. Becker, President/CEO, provided an overview of the November 4, 2021 draft Airport Land Use Commission meeting agenda.

COMMITTEE MEMBER COMMENTS: None.

ADJOURNMENT: The meeting adjourned at 10:15 a.m.

APPROVED BY A MOTION OF THE SAN DIEGO COUNTY REGIONAL AIRPORT AUTHORITY EXECUTIVE COMMITTEE THIS 22ND DAY OF NOVEMBER 2021.

ATTEST:

TONY R. RUSSELL
DIRECTOR, BOARD SERVICES/
AUTHORITY CLERK

APPROVED AS TO FORM:

AMY GONZALEZ
GENERAL COUNSEL

SAN DIEGO COUNTY REGIONAL AIRPORT AUTHORITY
Statements of Net Position
as of October 31, 2021
(Unaudited)

ASSETS

	October	
	2021	2020
Current assets:		
Cash and investments ⁽¹⁾	\$ 203,170,950	\$ 64,157,091
Tenant lease receivable, net of allowance of 2021: (66,249) and 2020: (\$762,138)	19,586,469	18,545,091
Grants receivable	2,238,377	9,457,987
Notes receivable-current portion	2,243,644	2,123,843
Prepaid expenses and other current assets	7,328,455	8,665,266
Total current assets	234,567,895	102,949,278
Cash designated for capital projects and other ⁽¹⁾	44,897,458	149,784,576
Restricted assets:		
Cash and investments:		
Bonds reserve ⁽¹⁾	62,380,013	63,145,006
Passenger facility charges and interest unapplied ⁽¹⁾	50,527,924	48,485,109
Customer facility charges and interest unapplied ⁽¹⁾	26,869,842	38,637,884
SBD Bond Guarantee ⁽¹⁾	2,222,300	2,222,300
Bond proceeds held by trustee ⁽¹⁾	464,205,031	402,581,099
Passenger facility charges receivable	6,085,132	2,251,551
Customer facility charges receivable	2,512,307	1,546,926
Customer facility charges held by trustee	143,483	69,445
OCIP insurance reserve	5,075,108	5,519,913
Total restricted assets	620,021,140	564,459,233
Noncurrent assets:		
Capital assets:		
Land and land improvements	185,938,345	136,757,115
Runways, roads and parking lots	719,974,821	708,999,286
Buildings and structures	1,872,226,869	1,733,867,143
Machinery and equipment	62,287,737	65,312,541
Vehicles	24,502,314	25,772,305
Office furniture and equipment	36,512,558	44,788,797
Works of art	13,980,641	13,980,641
Construction-in-progress	319,460,886	344,130,827
	3,234,884,171	3,073,608,655
Less accumulated depreciation	(1,378,678,640)	(1,271,626,886)
Total capital assets, net	1,856,205,531	1,801,981,769
Other assets:		
Notes receivable - long-term portion	22,899,321	26,519,603
Investments-long-term portion ⁽¹⁾	187,444,141	210,217,972
Net OPEB Asset	1,649,215	2,136,494
Security deposit	1,133,034	404,985
Total other assets	213,125,711	239,279,054
Deferred outflows of resources:		
Deferred pension outflows	34,477,620	24,444,734
Deferred OPEB outflows	1,760,841	1,105,068
Deferred POB outflows	903,726	528,453
Total assets and deferred outflows of resources	\$ 3,005,959,922	\$ 2,884,532,165

⁽¹⁾ Total cash and investments, \$1,041,717,659 for 2021 and \$979,231,037 for 2020

SAN DIEGO COUNTY REGIONAL AIRPORT AUTHORITY
Statements of Net Position
as of October 31, 2021
(Unaudited)

LIABILITIES AND NET POSITION

	October	
	2021	2020
Current liabilities:		
Accounts payable and accrued liabilities	\$ 64,648,967	\$ 71,419,654
Deposits and other current liabilities	22,782,324	32,540,271
Total current liabilities	87,431,291	103,959,925
Current liabilities - payable from restricted assets:		
Current portion of long-term debt	39,125,000	36,520,000
Accrued interest on bonds and variable debt	26,747,643	21,517,611
Total liabilities payable from restricted assets	65,872,643	58,037,611
Long-term liabilities:		
Other long-term liabilities	67,558,603	9,801,491
Long term debt - bonds net of amortized premium	1,755,156,027	1,814,283,245
Net pension liability	34,018,795	15,961,502
Total long-term liabilities	1,936,833,425	1,840,046,238
Total liabilities	2,090,137,359	2,002,043,774
Deferred inflows of resources:		
Deferred pension inflows	2,065,506	6,190,685
Deferred OPEB inflows	890,973	1,400,369
Deferred POB inflows	200,876	218,627
Deferred Inflows Bond Refunding	3,800,284	4,003,870
Total liabilities and deferred inflows of resources	\$ 2,097,094,998	\$ 2,013,857,325
Net Position:		
Invested in capital assets, net of related debt	303,397,271	347,357,920
Other restricted	160,746,865	163,586,390
Unrestricted:		
Designated	72,785,344	125,990,352
Undesignated	371,935,444	233,740,178
Total Net Position	\$ 908,864,924	\$ 870,674,840

SAN DIEGO COUNTY REGIONAL AIRPORT AUTHORITY
 Statements of Revenues, Expenses, and Changes in Net Position
 For the Month Ended October 31, 2021
 (Unaudited)

	Budget	Actual	Variance Favorable (Unfavorable)	% Change	Prior Year
Operating revenues:					
Aviation revenue:					
Landing fees	\$ 2,543,795	\$ 3,413,820	\$ 870,025	34%	\$ 2,045,896
Aircraft parking Fees	851,500	1,555,758	704,258	83%	907,287
Building rentals	7,141,497	9,817,638	2,676,141	37%	5,937,417
CUPPS Support Charges	588,755	942,137	353,382	60%	529,064
Other aviation revenue	(65,836)	10,169	76,005	(115)%	14,485
Terminal rent non-airline	216,261	220,442	4,181	2%	209,165
Terminal concessions	1,003,765	2,506,232	1,502,467	150%	2,314,043
Terminal Concessions-Revenue Waived	-	(530,549)	(530,549)	-	(1,415,293)
Rental car license fees	1,396,095	2,643,567	1,247,472	89%	2,198,151
Rental car center cost recovery	79,140	158,279	79,139	100%	160,368
Rental Car-Revnuue Waived	-	-	-	-	(1,069,037)
License fees other	353,084	460,881	107,797	31%	(48,236)
Parking revenue	2,050,507	3,981,450	1,930,943	94%	1,843,167
Ground transportation permits and citations	572,796	1,035,355	462,559	81%	402,925
Ground rentals	1,863,958	1,918,062	54,104	3%	1,599,729
Grant reimbursements	32,266	24,800	(7,466)	(23)%	24,800
Other operating revenue	84,273	174,642	90,369	107%	107,482
Total operating revenues	<u>18,711,856</u>	<u>28,332,683</u>	<u>9,620,827</u>	51%	<u>15,761,413</u>
Operating expenses:					
Salaries and benefits	3,907,109	3,756,471	150,638	4%	3,858,002
Contractual services	2,470,718	2,517,059	(46,341)	(2)%	1,807,481
Safety and security	2,857,278	2,711,397	145,881	5%	2,495,042
Space rental	889,059	877,727	11,332	1%	850,455
Utilities	1,179,299	1,122,078	57,221	5%	1,197,532
Maintenance	903,078	692,439	210,639	23%	788,585
Equipment and systems	10,542	16,333	(5,791)	(55)%	12,324
Materials and supplies	44,992	49,455	(4,463)	(10)%	59,423
Insurance	137,158	132,746	4,412	3%	129,857
Employee development and support	71,384	68,416	2,968	4%	12,989
Business development	141,234	59,127	82,107	58%	65,425
Equipment rentals and repairs	336,731	242,705	94,026	28%	281,974
Total operating expenses	<u>12,948,582</u>	<u>12,245,953</u>	<u>702,629</u>	5%	<u>11,559,089</u>
Depreciation	11,171,814	11,171,814	-	-	10,683,505
Operating income (loss)	<u>(5,408,540)</u>	<u>4,914,916</u>	<u>10,323,456</u>	191%	<u>(6,481,181)</u>
Nonoperating revenue (expenses):					
Passenger facility charges	2,129,053	3,957,501	1,828,448	86%	1,565,320
Customer facility charges (Rental Car Center)	1,717,058	2,404,032	686,974	40%	1,388,492
Federal Relief Grants	-	182	182	-	7,668,530
Quieter Home Program	(166,007)	(249,975)	(83,968)	(51)%	(171,078)
Interest income	909,266	949,240	39,974	4%	596,303
Interest expense	(6,767,384)	(6,772,769)	(5,385)	-	(6,854,402)
Bond amortization costs	1,145,897	1,145,897	-	-	1,180,625
Other nonoperating income (expenses)	-	(2,448,718)	(2,448,718)	-	(1,113,316)
Nonoperating revenue, net	<u>(1,032,117)</u>	<u>(1,014,610)</u>	<u>17,507</u>	2%	<u>4,260,474</u>
Change in net position before capital grant contributions	<u>(6,440,657)</u>	<u>3,900,306</u>	<u>10,340,963</u>	161%	<u>(2,220,707)</u>
Capital grant contributions	-	104,318	104,318	-	1,377,988
Change in net position	<u>\$ (6,440,657)</u>	<u>\$ 4,004,624</u>	<u>\$ 10,445,281</u>	162%	<u>\$ (842,719)</u>

SAN DIEGO COUNTY REGIONAL AIRPORT AUTHORITY
 Statements of Revenues, Expenses, and Changes in Net Position
 For the Four Months Ended October 31, 2021 and 2020
 (Unaudited)

	Budget	Actual	Variance Favorable (Unfavorable)	% Change	Prior Year
Operating revenues:					
Aviation revenue:					
Landing fees	\$ 10,742,840	\$ 11,620,283	\$ 877,443	8%	\$ 7,140,110
Aircraft parking fees	5,284,978	6,014,877	729,899	14%	2,996,122
Building rentals	29,538,888	32,188,553	2,649,665	9%	18,528,910
CUPPS Support Charges	2,501,127	2,863,942	362,815	15%	1,139,748
Other aviation revenue	(331,820)	7,336	339,156	102%	47,295
Terminal rent non-airline	878,114	897,175	19,061	2%	849,664
Terminal concessions	4,189,804	9,783,638	5,593,834	134%	8,729,621
Terminal Concessions-Revenue Waived	-	(2,376,720)	(2,376,720)	-	(5,884,519)
Rental car license fees	5,911,302	12,732,357	6,821,055	115%	7,708,092
Rental car center cost recovery	316,558	633,117	316,559	100%	641,473
Rental Car-Revnuue Waived	-	-	-	-	(4,478,360)
License fees other	1,294,278	1,823,479	529,201	41%	752,714
Parking revenue	8,305,597	15,080,027	6,774,430	82%	5,948,480
Ground transportation permits and citations	2,073,882	3,660,885	1,587,003	77%	1,418,694
Ground rentals	7,455,831	7,666,255	210,424	3%	5,629,769
Grant reimbursements	128,220	124,640	(3,580)	(3)%	98,400
Other operating revenue	340,678	626,191	285,513	84%	385,935
Total operating revenues	78,630,277	103,346,035	24,715,758	31%	51,652,148
Operating expenses:					
Salaries and benefits	16,013,531	14,875,208	1,138,323	7%	15,843,647
Contractual services	9,941,453	9,104,512	836,941	8%	7,583,015
Safety and security	11,454,717	10,952,898	501,819	4%	9,724,800
Space rental	3,551,436	3,534,842	16,594	-	3,400,958
Utilities	5,500,727	4,746,075	754,652	14%	4,422,337
Maintenance	3,593,109	2,911,007	682,102	19%	2,934,001
Equipment and systems	49,760	54,604	(4,844)	(10)%	34,061
Materials and supplies	183,908	127,738	56,170	31%	138,445
Insurance	715,451	677,449	38,002	5%	601,576
Employee development and support	215,655	160,613	55,042	26%	99,477
Business development	584,167	285,862	298,305	51%	302,587
Equipment rentals and repairs	1,604,024	1,197,979	406,045	25%	1,194,074
Total operating expenses	53,407,938	48,628,787	4,779,151	9%	46,278,978
Depreciation	44,748,334	44,748,334	-	-	42,834,532
Operating income (loss)	(19,525,995)	9,968,914	29,494,909	151%	(37,461,362)
Nonoperating revenue (expenses):					
Passenger facility charges	6,954,486	12,151,705	5,197,219	75%	4,572,646
Customer facility charges (Rental Car Center)	6,826,557	10,508,226	3,681,669	54%	4,396,959
Federal Relief Grants	20,000,000	18,018,436	(1,981,564)	(10)%	32,761,234
Quieter Home Program	(557,756)	(749,233)	(191,477)	(34)%	(748,994)
Interest income	3,856,686	4,423,273	566,587	15%	4,891,853
Interest expense	(27,088,207)	(26,995,592)	92,615	-	(27,409,797)
Bond amortization costs	4,596,857	4,596,857	-	-	4,735,224
Other nonoperating income (expenses)	-	(3,420,765)	(3,420,765)	-	(3,202,523)
Nonoperating revenue, net	14,588,623	18,532,907	3,944,284	27%	19,996,602
Change in net position before capital c	(4,937,372)	28,501,821	33,439,193	677%	(17,464,760)
Capital grant contributions	207,374	1,516,286	1,308,912	631%	3,073,931
Change in net position	\$ (4,729,998)	30,018,107	\$ 34,748,105	735%	\$ (14,390,829)



San Diego County Regional Airport Authority
Authority Detail Income Statement - Supplemental Schedule
For the four months ended October 31, 2021
(Unaudited)

Print Date: 11/5/2021
 Print Time: 3:22:07PM
 Report ID: GL0012

	Month to Date					Year to Date				
	Budget	Actual	Variance Favorable (Unfavorable)	Variance Percent	Prior Year Actual	Budget	Actual	Variance Favorable (Unfavorable)	Variance Percent	Prior Year Actual
Landing Fees										
41112 - Landing Fees	\$2,568,551	\$3,423,938	\$855,388	33	\$2,052,573	\$10,841,066	\$11,681,787	\$840,721	8	\$7,167,740
41113 - Landing Fee Rebate	(24,756)	(10,118)	14,639	59	(6,677)	(98,226)	(61,504)	36,722	37	(27,630)
Total Landing Fees	2,543,794	3,413,821	870,026	34	2,045,896	10,742,840	11,620,284	877,443	8	7,140,110
Aircraft Parking Fees										
41160 - Aircraft Parking Position Rent	416,112	416,112	0	0	460,247	1,664,448	1,664,449	1	0	1,785,104
41162 - Parking Position Turn Fee	119,861	328,101	208,240	174	55,930	1,020,853	1,259,732	238,879	23	294,063
41165 - Overnight Parking Fee	315,527	811,545	496,018	157	391,110	2,599,677	3,090,697	491,020	19	916,954
Total Aircraft Parking Fees	851,500	1,555,758	704,258	83	907,287	5,284,978	6,014,877	729,899	14	2,996,122
Building and Other Rents										
41210 - Terminal Rent	7,052,167	9,721,958	2,669,791	38	5,865,006	29,166,168	31,865,249	2,699,082	9	18,266,485
41211 - Terminal Rent-Waived	0	0	0	0	0	0	(65,936)	(65,936)	0	0
41215 - Federal Inspection Services	89,330	95,680	6,350	7	72,410	372,720	389,240	16,520	4	262,425
Total Building and Other Rents	7,141,497	9,817,638	2,676,141	37	5,937,416	29,538,888	32,188,554	2,649,666	9	18,528,910
CUPPS Support Charges										
41400 - Common Use Fees	588,755	942,137	353,382	60	529,064	2,501,127	2,863,942	362,815	15	1,139,748
Total CUPPS Support Charges	588,755	942,137	353,382	60	529,064	2,501,127	2,863,942	362,815	15	1,139,748
Other Aviation										
43100 - Fuel Franchise Fees	14,485	19,709	5,224	36	14,485	50,983	94,266	43,284	85	47,295
43140 - Air Service Incentive Rebates	(80,321)	(9,540)	70,781	88	0	(382,803)	(86,930)	295,873	77	0
Total Other Aviation	(65,836)	10,169	76,005	115	14,485	(331,820)	7,336	339,156	102	47,295
Non-Airline Terminal Rents										
45010 - Terminal Rent - Non-Airline	216,261	220,442	4,181	2	209,165	878,114	897,175	19,061	2	849,664
Total Non-Airline Terminal Rents	216,261	220,442	4,181	2	209,165	878,114	897,175	19,061	2	849,664

San Diego County Regional Airport Authority
Authority Detail Income Statement - Supplemental Schedule
For the four months ended October 31, 2021
(Unaudited)

Print Date: 11/5/2021
Print Time: 3:22:07PM
Report ID: GL0012

	Month to Date					Year to Date				
	Budget	Actual	Variance Favorable (Unfavorable)	Variance Percent	Prior Year Actual	Budget	Actual	Variance Favorable (Unfavorable)	Variance Percent	Prior Year Actual
Concession Revenue										
45111 - Term Concessions-Food & Bev	\$376,447	\$1,154,822	\$778,375	207	\$1,086,414	\$1,599,152	\$4,605,968	\$3,006,816	188	\$4,137,174
45112 - Terminal Concessions - Retail	284,040	676,928	392,888	138	652,295	1,189,887	2,772,172	1,582,286	133	2,314,727
45113 - Term Concessions - Other	129,683	296,240	166,557	128	310,044	546,381	1,020,581	474,200	87	1,208,506
45114 - Term Concessions Space Rents	84,982	83,567	(1,415)	(2)	84,141	339,929	334,269	(5,660)	(2)	336,563
45115 - Term Concessions Cost Recovery	67,868	130,427	62,560	92	95,364	271,470	401,936	130,466	48	282,085
45116 - Rec Distr Center Cost Recovery	60,746	114,341	53,595	88	47,550	242,984	451,463	208,479	86	365,397
45117 - Concessions Marketing Program	0	49,907	49,907	0	38,235	0	197,249	197,249	0	85,169
45119 - Term Concessions-Revenue Waived	0	(530,549)	(530,549)	0	(1,415,293)	0	(2,376,720)	(2,376,720)	0	(5,884,519)
45120 - Rental car license fees	1,396,095	2,643,567	1,247,472	89	2,198,151	5,911,302	12,732,357	6,821,054	115	7,708,092
45121 - Rental Car Center Cost Recover	79,140	158,279	79,140	100	160,368	316,558	633,117	316,558	100	641,473
45122 - Rental Car - Revenue Waived	0	0	0	0	(1,069,037)	0	0	0	0	(4,478,360)
45130 - License Fees - Other	353,084	447,631	94,547	27	300,210	1,294,278	1,823,479	529,201	41	1,101,161
45131 - License Fees Other Waiver	0	13,250	13,250	0	(348,446)	0	0	0	0	(348,446)
Total Concession Revenue	2,832,084	5,238,410	2,406,326	85	2,139,996	11,711,941	22,595,871	10,883,930	93	7,469,021
Parking and Ground Transportat										
45210 - Parking	2,050,507	3,981,450	1,930,943	94	1,843,167	8,305,597	15,080,027	6,774,430	82	5,948,480
45220 - AVI fees	540,585	998,233	457,647	85	372,395	1,976,562	3,519,976	1,543,414	78	1,339,435
45240 - Ground Transportation Pe	28,871	11,163	(17,708)	(61)	28,030	52,449	80,321	27,872	53	50,291
45250 - Citations	3,340	25,959	22,619	677	2,500	44,871	60,589	15,718	35	28,967
Total Parking and Ground Transportat	2,623,303	5,016,804	2,393,501	91	2,246,092	10,379,479	18,740,913	8,361,434	81	7,367,173
Ground Rentals										
45310 - Ground Rental Fixed - N	1,686,427	1,706,952	20,524	1	1,599,729	6,745,710	6,814,657	68,947	1	6,398,917
45311 - Ground Rental Fixed Waived	0	0	0	0	0	0	0	0	0	(769,148)
45315 - ASB Cost Recovery	15,784	15,784	0	0	0	63,135	63,135	0	0	0
45320 - Ground Rental - Percenta	0	25,770	25,770	0	0	0	79,859	79,859	0	0
45325 - Fuel Lease Revenue	161,747	169,557	7,811	5	0	646,986	708,604	61,618	10	0
Total Ground Rentals	1,863,958	1,918,062	54,105	3	1,599,729	7,455,831	7,666,256	210,425	3	5,629,769
Grant Reimbursements										
45410 - TSA Reimbursements	32,266	24,800	(7,466)	(23)	24,800	128,220	124,640	(3,580)	(3)	98,400
Total Grant Reimbursements	32,266	24,800	(7,466)	(23)	24,800	128,220	124,640	(3,580)	(3)	98,400

San Diego County Regional Airport Authority
Authority Detail Income Statement - Supplemental Schedule
For the four months ended October 31, 2021
(Unaudited)

Print Date: 11/5/2021
Print Time: 3:22:07PM
Report ID: GL0012

	Month to Date					Year to Date				
	Budget	Actual	Variance Favorable (Unfavorable)	Variance Percent	Prior Year Actual	Budget	Actual	Variance Favorable (Unfavorable)	Variance Percent	Prior Year Actual
Other Operating Revenue										
45510 - Finger Printing Fee	\$9,166	\$15,237	\$6,071	66	\$9,166	\$28,360	\$62,368	\$34,008	120	\$28,360
45520 - Utilities Reimbursements	17,176	17,391	214	1	16,676	68,705	69,562	857	1	66,705
45530 - Miscellaneous Other Reve	1,852	51,181	49,329	2,664	5,099	7,408	82,742	75,334	1,017	7,219
45535 - Innovation Lab Revenue	0	55	55	0	0	0	555	555	0	0
45540 - Service Charges	7,314	12,850	5,537	76	27,775	29,256	130,021	100,765	344	89,270
45550 - Telecom Services	33,819	39,992	6,173	18	33,819	135,276	159,169	23,893	18	127,987
45570 - FBO Landing Fees	13,787	37,938	24,151	175	13,787	69,354	121,775	52,421	76	65,233
45580 - Equipment Rental	1,160	1,160	0	0	1,160	2,320	2,320	0	0	2,320
45599 - Other Operating Rev Waived	0	(1,160)	(1,160)	0	0	0	(2,320)	(2,320)	0	(1,160)
Total Other Operating Revenue	84,274	174,643	90,369	107	107,482	340,678	626,192	285,514	84	385,934
Total Operating Revenue	18,711,856	28,332,685	9,620,829	51	15,761,411	78,630,276	103,346,039	24,715,763	31	51,652,146
Personnel Expenses										
Salaries										
51110 - Salaries & Wages	2,729,361	2,263,742	465,619	17	2,466,759	11,142,713	9,011,153	2,131,560	19	10,030,888
51210 - Paid Time Off	0	310,448	(310,448)	0	229,295	0	1,242,727	(1,242,727)	0	946,034
51220 - Holiday Pay	0	0	0	0	0	0	96,984	(96,984)	0	108,495
51240 - Other Leave With Pay	0	16,501	(16,501)	0	39,020	0	92,261	(92,261)	0	117,830
51250 - Special Pay	0	34,207	(34,207)	0	1,734	0	(7,116)	7,116	0	63,598
Total Salaries	2,729,361	2,624,897	104,464	4	2,736,808	11,142,713	10,436,009	706,704	6	11,266,845
52110 - Overtime	46,347	51,327	(4,980)	(11)	36,460	196,989	178,348	18,641	9	113,027

San Diego County Regional Airport Authority
Authority Detail Income Statement - Supplemental Schedule
For the four months ended October 31, 2021
(Unaudited)

Print Date: 11/5/2021
Print Time: 3:22:07PM
Report ID: GL0012

	Month to Date					Year to Date				
	Budget	Actual	Variance Favorable (Unfavorable)	Variance Percent	Prior Year Actual	Budget	Actual	Variance Favorable (Unfavorable)	Variance Percent	Prior Year Actual
Benefits										
54110 - FICA Tax	\$205,868	\$185,035	\$20,833	10	\$191,996	\$846,873	\$755,726	\$91,147	11	\$811,353
54120 - Unemployment Insurance-S	0	0	0	0	5,727	0	1,687	(1,687)	0	30,464
54130 - Workers Compensation Ins	23,263	13,518	9,745	42	2,011	94,502	53,423	41,078	43	44,237
54135 - Workers Comp Incident Expense	0	26,405	(26,405)	0	10,003	0	68,261	(68,261)	0	10,679
54210 - Medical Insurance	372,826	326,748	46,078	12	371,457	1,491,304	1,308,600	182,704	12	1,518,575
54220 - Dental Insurance	22,631	20,334	2,296	10	25,783	90,523	81,710	8,813	10	105,669
54230 - Vision Insurance	3,311	3,026	285	9	3,188	13,242	12,001	1,241	9	12,992
54240 - Life Insurance	7,656	5,139	2,517	33	7,249	30,527	20,611	9,916	32	29,420
54250 - Short Term Disability	13,427	12,363	1,064	8	12,880	53,508	48,965	4,543	8	52,389
54310 - Retirement	816,549	814,632	1,916	0	806,480	3,408,845	3,385,048	23,797	1	3,312,523
54315 - Retiree Health Benefits	77,725	88,902	(11,177)	(14)	78,511	310,898	355,712	(44,813)	(14)	315,439
54410 - Taxable Benefits	0	0	0	0	0	0	2,864	(2,864)	0	1,074
54430 - Accrued Vacation	37,500	6,142	31,358	84	17,087	150,000	(58,516)	208,516	139	202,315
Total Benefits	1,580,756	1,502,245	78,510	5	1,532,374	6,490,222	6,036,094	454,128	7	6,447,129
Cap Labor/Burden/OH Recharge										
54510 - Capitalized Labor Recha	(399,560)	(220,653)	(178,907)	(45)	(234,579)	(1,615,553)	(928,194)	(687,359)	(43)	(1,103,064)
54515 - Capitalized Burden Rech	0	(162,258)	162,258	0	(162,331)	0	(667,542)	667,542	0	(703,343)
Total Cap Labor/Burden/OH Recharge	(399,560)	(382,911)	(16,649)	(4)	(396,910)	(1,615,553)	(1,595,735)	(19,818)	(1)	(1,806,408)
QHP Labor/Burden/OH Recharge										
54520 - QHP Labor Recharge	(49,795)	(24,682)	(25,113)	(50)	(25,643)	(200,840)	(90,401)	(110,439)	(55)	(100,284)
54525 - QHP Burden Recharge	0	(10,454)	10,454	0	(11,446)	0	(35,773)	35,773	0	(45,200)
54526 - QHP OH Contra Acct	0	(3,951)	3,951	0	(12,944)	0	(49,581)	49,581	0	(31,127)
Total QHP Labor/Burden/OH Recharge	(49,795)	(39,087)	(10,708)	(22)	(50,032)	(200,840)	(175,755)	(25,085)	(12)	(176,610)
MM&JS Labor/Burden/OH Recharge										
54530 - MM & JS Labor Recharge	0	0	0	0	(695)	0	(3,750)	3,750	0	(336)
Total MM&JS Labor/Burden/OH Recharge	0	0	0	0	(695)	0	(3,750)	3,750	0	(336)
Total Personnel Expenses	3,907,109	3,756,472	150,637	4	3,858,004	16,013,531	14,875,210	1,138,321	7	15,843,647
Non-Personnel Expenses										

San Diego County Regional Airport Authority
Authority Detail Income Statement - Supplemental Schedule
For the four months ended October 31, 2021
(Unaudited)

Print Date: 11/5/2021
Print Time: 3:22:07PM
Report ID: GL0012

	Month to Date					Year to Date				
	Budget	Actual	Variance Favorable (Unfavorable)	Variance Percent	Prior Year Actual	Budget	Actual	Variance Favorable (Unfavorable)	Variance Percent	Prior Year Actual
Contract Services										
61100 - Temporary Staffing	\$0	\$3,020	\$(3,020)	0	\$18,413	\$13,500	\$18,650	\$(5,150)	(38)	\$84,848
61110 - Auditing Services	42,000	40,000	2,000	5	30,000	113,000	107,313	5,688	5	104,000
61120 - Legal Services	40,000	30,252	9,748	24	(153,293)	235,000	100,601	134,399	57	206,101
61130 - Services - Professional	632,144	416,131	216,013	34	497,027	2,301,170	1,550,751	750,419	33	1,684,769
61150 - Outside Svs - Other	272,008	378,237	(106,229)	(39)	167,295	1,083,244	1,185,027	(101,784)	(9)	710,256
61160 - Services - Custodial	1,364,278	1,530,181	(165,903)	(12)	1,155,672	5,714,386	5,671,931	42,455	1	4,414,387
61190 - Receiving & Dist Cntr Services	120,288	119,238	1,050	1	92,365	481,153	470,239	10,914	2	378,654
Total Contract Services	2,470,719	2,517,059	(46,340)	(2)	1,807,479	9,941,453	9,104,512	836,941	8	7,583,015
Safety and Security										
61170 - Services - Fire, Police,	614,876	607,971	6,905	1	567,755	2,526,505	2,420,675	105,830	4	2,345,437
61180 - Services - SDUPD-Harbor	1,690,405	1,634,968	55,437	3	1,509,524	6,680,772	6,568,850	111,921	2	5,535,336
61185 - Guard Services	400,622	328,803	71,819	18	287,454	1,636,941	1,410,562	226,379	14	1,255,760
61188 - Other Safety & Security Serv	151,375	139,656	11,719	8	130,307	610,499	552,811	57,688	9	588,267
Total Safety and Security	2,857,278	2,711,398	145,880	5	2,495,040	11,454,717	10,952,898	501,819	4	9,724,799
Space Rental										
62100 - Rent	889,059	877,727	11,332	1	850,455	3,551,436	3,534,842	16,594	0	3,400,958
Total Space Rental	889,059	877,727	11,332	1	850,455	3,551,436	3,534,842	16,594	0	3,400,958
Utilities										
63100 - Telephone & Other Commun	45,515	17,099	28,416	62	15,239	181,980	96,068	85,912	47	129,791
63110 - Utilities - Gas & Electr	1,051,645	1,019,896	31,749	3	1,104,045	4,976,900	4,342,421	634,479	13	4,077,119
63120 - Utilities - Water	82,139	85,083	(2,944)	(4)	78,248	341,847	307,586	34,261	10	215,427
Total Utilities	1,179,299	1,122,078	57,221	5	1,197,532	5,500,727	4,746,075	754,652	14	4,422,337
Maintenance										
64100 - Facilities Supplies	75,800	34,349	41,451	55	74,891	252,000	177,654	74,346	30	200,267
64110 - Maintenance - Annual R	672,111	615,879	56,232	8	644,824	2,940,942	2,532,068	408,874	14	2,476,870
64125 - Major Maintenance - Mat	113,500	15,637	97,863	86	23,243	233,500	85,966	147,534	63	149,066
64140 - Refuse & Hazardous Waste	41,667	26,574	15,092	36	45,623	166,667	115,319	51,347	31	107,799
Total Maintenance	903,078	692,439	210,639	23	788,580	3,593,108	2,911,007	682,101	19	2,934,001
Equipment and Systems										
65100 - Equipment & Systems	10,542	16,333	(5,792)	(55)	12,324	49,760	54,604	(4,844)	(10)	34,061
Total Equipment and Systems	10,542	16,333	(5,792)	(55)	12,324	49,760	54,604	(4,844)	(10)	34,061

San Diego County Regional Airport Authority
Authority Detail Income Statement - Supplemental Schedule
For the four months ended October 31, 2021
(Unaudited)

Print Date: 11/5/2021
Print Time: 3:22:07PM
Report ID: GL0012

	Month to Date					Year to Date				
	Budget	Actual	Variance Favorable (Unfavorable)	Variance Percent	Prior Year Actual	Budget	Actual	Variance Favorable (Unfavorable)	Variance Percent	Prior Year Actual
Materials and Supplies										
65110 - Office & Operating Suppl	\$29,796	\$41,392	\$(11,595)	(39)	\$46,936	\$131,025	\$109,635	\$21,389	16	\$93,715
65120 - Safety Equipment & Suppl	11,696	3,272	8,423	72	3,821	40,383	13,312	27,071	67	27,968
65130 - Tools - Small	3,500	4,791	(1,291)	(37)	8,666	12,500	4,791	7,709	62	16,763
Total Materials and Supplies	44,992	49,455	(4,462)	(10)	59,422	183,908	127,738	56,170	31	138,445
Insurance										
67170 - Insurance - Property	87,500	79,758	7,742	9	72,917	350,000	319,031	30,969	9	291,667
67171 - Insurance - Liability	17,942	16,042	1,900	11	14,958	71,768	64,167	7,601	11	59,833
67172 - Insurance - Public Offic	17,389	13,714	3,675	21	14,491	70,756	54,854	15,902	22	57,965
67173 - Insurance Miscellaneous	14,327	23,231	(8,904)	(62)	27,491	222,927	239,397	(16,470)	(7)	192,111
Total Insurance	137,158	132,744	4,414	3	129,858	715,451	677,449	38,003	5	601,576
Employee Development and Suppo										
66120 - Awards - Service	13,442	7,425	6,017	45	3,147	18,079	10,925	7,153	40	10,067
66130 - Book & Periodicals	2,371	827	1,545	65	2,284	9,675	4,939	4,736	49	9,188
66220 - Permits/Certificates/Lic	6,067	39,555	(33,488)	(552)	54	26,143	44,589	(18,446)	(71)	9,318
66260 - Recruiting	938	3,230	(2,293)	(245)	0	3,750	8,760	(5,010)	(134)	400
66280 - Seminars & Training	22,408	2,390	20,018	89	3,576	50,576	15,616	34,960	69	4,598
66290 - Transportation	11,950	9,701	2,249	19	9,713	48,099	38,734	9,364	19	38,917
66305 - Travel-Employee Developm	3,708	2,313	1,395	38	(2,892)	10,358	7,281	3,077	30	(3,377)
66310 - Tuition	3,833	0	3,833	100	2,138	15,333	13,640	1,694	11	8,770
66320 - Uniforms	6,667	2,976	3,691	55	(5,031)	33,642	16,128	17,514	52	21,596
Total Employee Development and Suppo	71,384	68,417	2,967	4	12,990	215,655	160,613	55,042	26	99,477
Business Development										
66100 - Advertising	1,479	17,697	(16,217)	(1,096)	1,777	195,067	106,099	88,967	46	1,658
66110 - Allowance for Bad Debts	0	0	0	0	0	12,500	3,971	8,529	68	157,003
66200 - Memberships & Dues	64,763	14,969	49,793	77	62,080	140,979	118,536	22,443	16	117,899
66230 - Postage & Shipping	1,260	242	1,018	81	530	4,938	1,095	3,843	78	1,741
66240 - Promotional Activities	32,314	13,888	18,426	57	2,183	165,066	33,090	131,976	80	25,039
66250 - Promotional Materials	1,319	505	814	62	399	9,617	2,065	7,552	79	1,547
66300 - Travel-Business Developm	40,100	11,826	28,274	71	(1,543)	56,000	21,006	34,994	62	(2,300)
Total Business Development	141,235	59,126	82,108	58	65,427	584,167	285,863	298,304	51	302,587

San Diego County Regional Airport Authority
Authority Detail Income Statement - Supplemental Schedule
For the four months ended October 31, 2021
(Unaudited)

Print Date: 11/5/2021
Print Time: 3:22:07PM
Report ID: GL0012

	Month to Date					Year to Date				
	Budget	Actual	Variance Favorable (Unfavorable)	Variance Percent	Prior Year Actual	Budget	Actual	Variance Favorable (Unfavorable)	Variance Percent	Prior Year Actual
Equipment Rentals and Repairs										
66140 - Computer Licenses & Agre	\$121,394	\$66,142	\$55,251	46	\$92,760	\$533,364	\$298,287	\$235,077	44	\$232,922
66150 - Equipment Rental/Leasing	9,490	4,019	5,471	58	6,270	31,960	19,550	12,410	39	16,278
66160 - Tenant Improvements	27,989	25,232	2,756	10	33,308	111,954	65,696	46,258	41	113,296
66270 - Repairs - Office Equipme	177,858	147,312	30,546	17	149,636	926,746	814,446	112,299	12	831,578
Total Equipment Rentals and Repairs	336,730	242,705	94,025	28	281,975	1,604,024	1,197,980	406,044	25	1,194,074
Total Non-Personnel Expenses	9,041,473	8,489,481	551,992	6	7,701,081	37,394,406	33,753,581	3,640,825	10	30,435,332
Total Departmental Expenses before	12,948,582	12,245,954	702,628	5	11,559,085	53,407,938	48,628,791	4,779,146	9	46,278,978
Depreciation and Amortization										
69110 - Depreciation Expense	11,171,814	11,171,814	0	0	10,683,505	44,748,334	44,748,334	0	0	42,834,532
Total Depreciation and Amortization	11,171,814	11,171,814	0	0	10,683,505	44,748,334	44,748,334	0	0	42,834,532
Non-Operating Revenue/(Expense)										
Passenger Facility Charges										
71110 - Passenger Facility Charg	2,129,053	3,957,501	1,828,448	86	1,565,320	6,954,486	12,151,705	5,197,219	75	4,572,646
Total Passenger Facility Charges	2,129,053	3,957,501	1,828,448	86	1,565,320	6,954,486	12,151,705	5,197,219	75	4,572,646
Customer Facility Charges										
71120 - Customer facility charges (Con	1,717,058	2,404,032	686,974	40	1,388,492	6,826,557	10,508,226	3,681,670	54	4,396,959
Total Customer Facility Charges	1,717,058	2,404,032	686,974	40	1,388,492	6,826,557	10,508,226	3,681,670	54	4,396,959
Federal Relief Grants										
71130 - Federal Relief Grants	0	182	182	0	7,668,530	20,000,000	18,018,436	(1,981,564)	(10)	32,761,234
Total Federal Relief Grants	0	182	182	0	7,668,530	20,000,000	18,018,436	(1,981,564)	(10)	32,761,234
Quieter Home Program										
71212 - Quieter Home - Labor	(74,140)	(24,682)	49,458	67	(25,643)	(231,267)	(90,401)	140,866	61	(101,106)
71213 - Quieter Home - Burden	0	(10,454)	(10,454)	0	(11,446)	0	(35,773)	(35,773)	0	(45,200)
71214 - Quieter Home - Overhead	0	(3,951)	(3,951)	0	(12,944)	0	(49,581)	(49,581)	0	(31,127)
71215 - Quieter Home - Material	(1,325,358)	(1,122,583)	202,776	15	(1,076,446)	(4,357,504)	(3,707,757)	649,747	15	(3,390,885)
71216 - Quieter Home Program	1,233,492	911,694	(321,798)	(26)	955,401	4,031,015	3,134,279	(896,736)	(22)	2,819,323
Total Quieter Home Program	(166,007)	(249,975)	(83,968)	(51)	(171,077)	(557,756)	(749,233)	(191,477)	(34)	(748,994)

San Diego County Regional Airport Authority
Authority Detail Income Statement - Supplemental Schedule
For the four months ended October 31, 2021
(Unaudited)

Print Date: 11/5/2021
Print Time: 3:22:07PM
Report ID: GL0012

	Month to Date					Year to Date				
	Budget	Actual	Variance Favorable (Unfavorable)	Variance Percent	Prior Year Actual	Budget	Actual	Variance Favorable (Unfavorable)	Variance Percent	Prior Year Actual
Interest Income										
71310 - Interest - Investments	\$654,513	\$590,378	\$(64,134)	(10)	\$494,897	\$2,789,949	\$2,367,592	\$(422,357)	(15)	\$3,033,883
71330 - Interest - Variable Debt	0	50,446	50,446	0	0	0	85,490	85,490	0	82,214
71340 - Interest - Note Receivab	124,546	124,547	1	0	134,606	499,271	499,272	1	0	538,910
71350 - Interest - Other	130,207	44,043	(86,164)	(66)	(743)	567,466	935,467	368,001	65	(1,525)
71361 - Interest Income - 2010 Bonds	0	0	0	0	0	0	0	0	0	(140,938)
71363 - Interest Income - 2013 Bonds	0	19,555	19,555	0	(45,277)	0	75,256	75,256	0	77,545
71364 - Interest Income - 2017 Bond A	0	8,506	8,506	0	13,531	0	32,426	32,426	0	73,735
71365 - Interest Income - 2014 Bond A	0	17,540	17,540	0	26,612	0	67,458	67,458	0	139,212
71366 - Interest Income - 2019A Bond	0	85,546	85,546	0	(42,154)	0	332,500	332,500	0	919,342
71367 - Interest Income - 2020A Bond	0	8,679	8,679	0	14,831	0	27,812	27,812	0	169,475
Total Interest Income	909,266	949,240	39,974	4	596,303	3,856,686	4,423,273	566,588	15	4,891,855
Interest Expense										
71412 - Interest Expense 2013 Bonds	(1,439,113)	(1,439,113)	0	0	(1,473,758)	(5,756,450)	(5,756,450)	0	0	(5,895,033)
71413 - Interest Expense 2014 Bond A	(1,300,065)	(1,300,065)	0	0	(1,318,995)	(5,200,261)	(5,200,261)	0	0	(5,275,980)
71414 - Interest Expense 2017 Bond A	(1,132,979)	(1,132,979)	0	0	(1,164,104)	(4,531,917)	(4,531,917)	0	0	(4,656,417)
71415 - Interest Exp 2019A Bond	(1,843,425)	(1,843,425)	0	0	(1,857,675)	(7,373,700)	(7,373,700)	0	0	(7,430,700)
71416 - Interest Expense 2020A Bond	(945,813)	(967,615)	(21,802)	(2)	(1,003,417)	(3,783,250)	(3,870,458)	(87,208)	(2)	(4,013,667)
71420 - Interest Expense-Variable Debt	0	(14,856)	(14,856)	0	0	0	(95,846)	(95,846)	0	0
71430 - LOC Fees - C/P	(76,272)	0	76,272	100	0	(264,816)	(40,000)	224,816	85	0
71450 - Trustee Fee Bonds	0	0	0	0	(4,400)	(5,750)	0	5,750	100	(4,400)
71451 - Program Fees - Variable Debt	0	0	0	0	0	(2,000)	0	2,000	100	0
71460 - Interest Expense - Other	16,966	(28,034)	(45,000)	(265)	16,931	17,862	60,965	43,103	241	63,427
71461 - Interest Expense - Cap Leases	(46,683)	(46,683)	0	0	(48,984)	(187,925)	(187,925)	0	0	(197,027)
Total Interest Expense	(6,767,384)	(6,772,770)	(5,386)	0	(6,854,403)	(27,088,206)	(26,995,591)	92,615	0	(27,409,797)
Amortization										
69210 - Amortization - Premium	1,145,897	1,145,897	0	0	1,180,625	4,596,857	4,596,857	0	0	4,735,224
Total Amortization	1,145,897	1,145,897	0	0	1,180,625	4,596,857	4,596,857	0	0	4,735,224

San Diego County Regional Airport Authority
Authority Detail Income Statement - Supplemental Schedule
For the four months ended October 31, 2021
(Unaudited)

Print Date: 11/5/2021
Print Time: 3:22:07PM
Report ID: GL0012

	----- Month to Date -----					----- Year to Date -----				
	Budget	Actual	Variance Favorable (Unfavorable)	Variance Percent	Prior Year Actual	Budget	Actual	Variance Favorable (Unfavorable)	Variance Percent	Prior Year Actual
Other Non-Operating Income (Expense)										
71510 - Legal Settlement Income	\$0	\$0	\$0	0	\$63	\$0	\$391	\$391	0	\$127
71530 - Gain/Loss On Investments	0	(2,485,751)	(2,485,751)	0	(1,112,566)	0	(3,635,397)	(3,635,397)	0	(3,212,218)
71540 - Discounts Earned	0	0	0	0	0	0	3,224	3,224	0	4,382
71610 - Legal Settlement Expense	0	0	0	0	(814)	0	0	0	0	(814)
71620 - Other non-operating revenue (e	0	37,034	37,034	0	0	0	211,017	211,017	0	6,000
71630 - Other Non-Operating Expe	0	(1)	(1)	0	0	0	0	0	0	0
Total Other Non-Operating Income (Expense)	0	(2,448,718)	(2,448,718)	0	(1,113,317)	0	(3,420,766)	(3,420,766)	0	(3,202,523)
Total Non-Operating Revenue/(Expense)	(1,032,117)	(1,014,611)	17,506	2	(4,260,473)	14,588,623	18,532,907	3,944,284	(27)	(19,996,604)
Capital Grant Contribution										
72100 - AIP Grants	0	104,318	104,318	0	1,377,988	207,374	1,516,286	1,308,912	631	3,073,931
Total Capital Grant Contribution	0	104,318	104,318	0	1,377,988	207,374	1,516,286	1,308,912	631	3,073,931
Total Expenses Net of Non-Operating Revenue/ (Expense)	25,152,513	24,328,061	824,452	3	16,604,129	83,360,274	73,327,932	10,032,342	12	66,042,975
Net Income/(Loss)	(6,440,657)	4,004,624	10,445,281	162	(842,719)	(4,729,998)	30,018,107	34,748,105	735	(14,390,829)
Equipment Outlay										
73200 - Equipment Outlay Expendi	0	0	0	0	0	(145,600)	(141,035)	4,565	3	(79,666)
73299 - Capitalized Equipment Co	0	0	0	0	0	0	141,035	141,035	0	79,666
Total Equipment Outlay	0	0	0	0	0	(145,600)	0	145,600	100	0

Review of the Unaudited Financial Statements for the Four Months Ended October 31, 2021

Presented by:
Elizabeth Stewart,
Interim Director, Accounting

Market Commentary

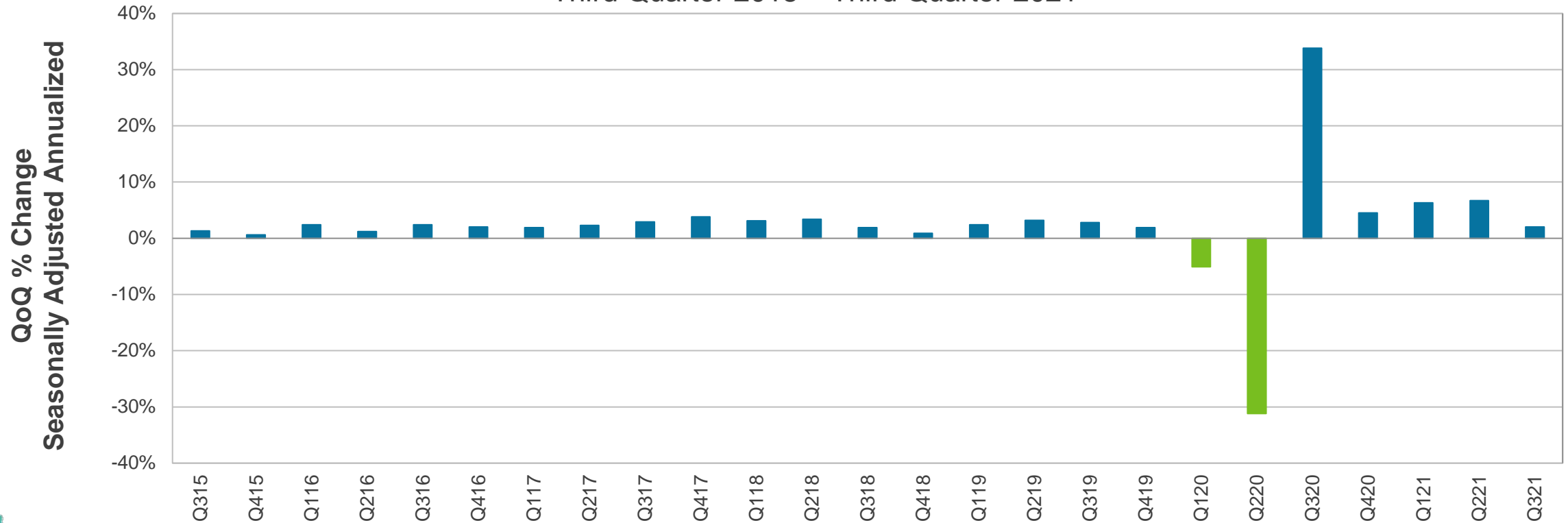
The ongoing health crisis and related supply chain bottlenecks continue to have a meaningful impact on economic data, but we believe the underlying momentum of the economy remains strong. Economic growth is expected to continue at an above-trend pace, fueled in part by ongoing tailwinds from fiscal support, accommodative monetary policy, and continued progress on vaccinations. Covid infection rates in the US and on a global basis are now declining, but supply chains remain dislocated and inflation readings continue to run hot. We expect supply chain bottlenecks will continue to put upward pressure on prices over the near-term but should improve next year.

The Federal Open Market Committee (FOMC) kept the fed funds target rate unchanged in November but announced plans to start reducing the magnitude of their asset purchases. The Fed has been purchasing \$120 billion in bonds each month (\$80 billion of Treasuries and \$40 billion of agency mortgage-backed securities) but will reduce their total purchases by \$15 billion in November and December (\$10 billion of Treasuries and \$5 billion of agency mortgage-backed securities per month). The Fed is widely expected to pare back its asset purchases at this pace until the taper process is complete in mid-2022. Fed Chair Powell has indicated that policymakers would not consider a rate hike until sometime after the tapering process is complete. According to fed funds futures prices, the implied probability of at least one rate hike by July 2022 is very high, but the Fed is not signaling any specific timeline for potential future rate hikes. For now, monetary policy remains highly accommodative. The Fed is inching toward a path of policy normalization, but we believe the Fed's slow and steady withdrawal of monetary policy accommodation will remain supportive of an improving labor market and growing economy.

Third Quarter GDP

Real US gross domestic product (GDP) growth decelerated in the third quarter amid widespread supply chain disruptions and a surge in the Covid Delta variant. According to the advance estimate, third quarter GDP grew at an annualized rate of just 2.0% in the third quarter, below expectations for 2.6% growth. This follows a much stronger pace of growth in the first half of this year, with first and second quarter annualized GDP growth up 6.3% and 6.7%, respectively. GDP growth is expected to reaccelerate in the current quarter. The consensus forecast calls for 4.8% GDP growth in the fourth quarter. Looking further ahead, the consensus estimate calls for 2022 US GDP growth of 4.0%, which would remain well above the long-run average annual growth rate of about 1.8%.

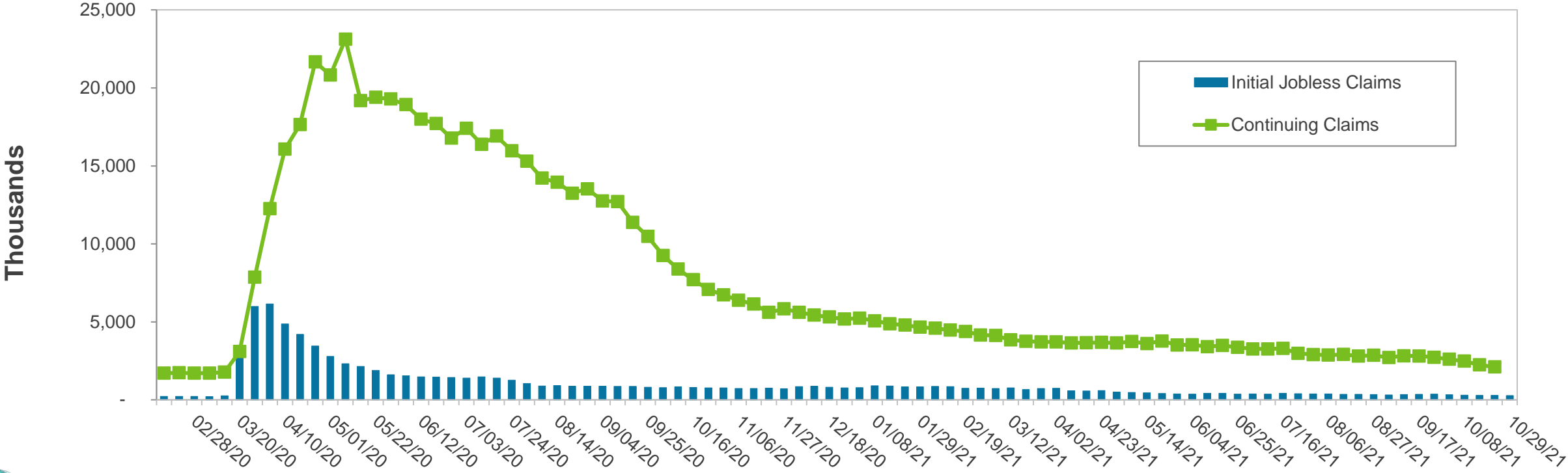
U.S. Gross Domestic Product (QoQ)
Third Quarter 2015 – Third Quarter 2021



Initial Claims For Unemployment

In the most recent week, the number of initial jobless claims was 269,000 versus 283,000 in the prior week. The level of continuing unemployment claims (where the data is lagged by one week) declined to 2.105 million from 2.239 million in the prior week. Continuing jobless claims have declined significantly from the peak of nearly 25 million in May 2020, but they remain above the 2019 (pre-pandemic) average of 1.7 million.

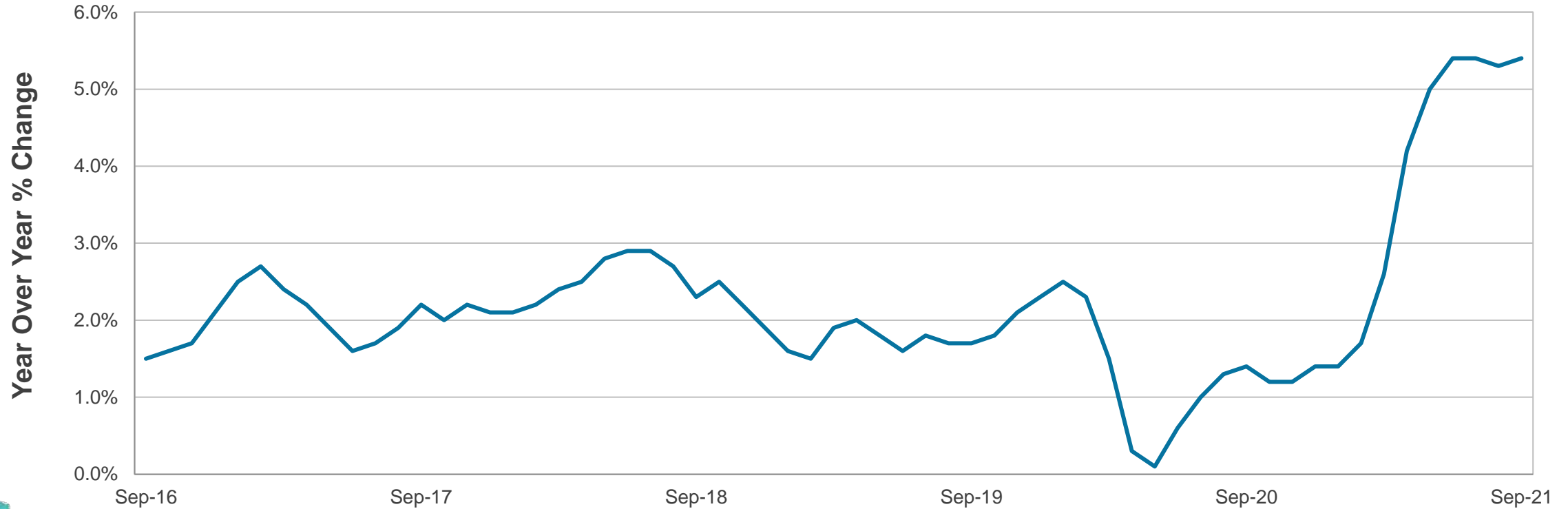
Initial Jobless Claims and 4-Week Moving Average
February 14, 2021 – October 29, 2021



Consumer Price Index

The Consumer Price Index (CPI) was up 5.4% year-over-year in September, versus up 5.3% year-over-year in August. Core CPI (CPI less food and energy) was up 4.0% year-over-year in September (in line with expectations), unchanged from August. Current inflation readings suggest that inflationary pressures may be stabilizing but continue to run well above the Fed's longer-run target of around 2.0%. Upward pressure on inflation from supply chain bottlenecks and pandemic-related disruptions is likely to remain elevated over the near-term.

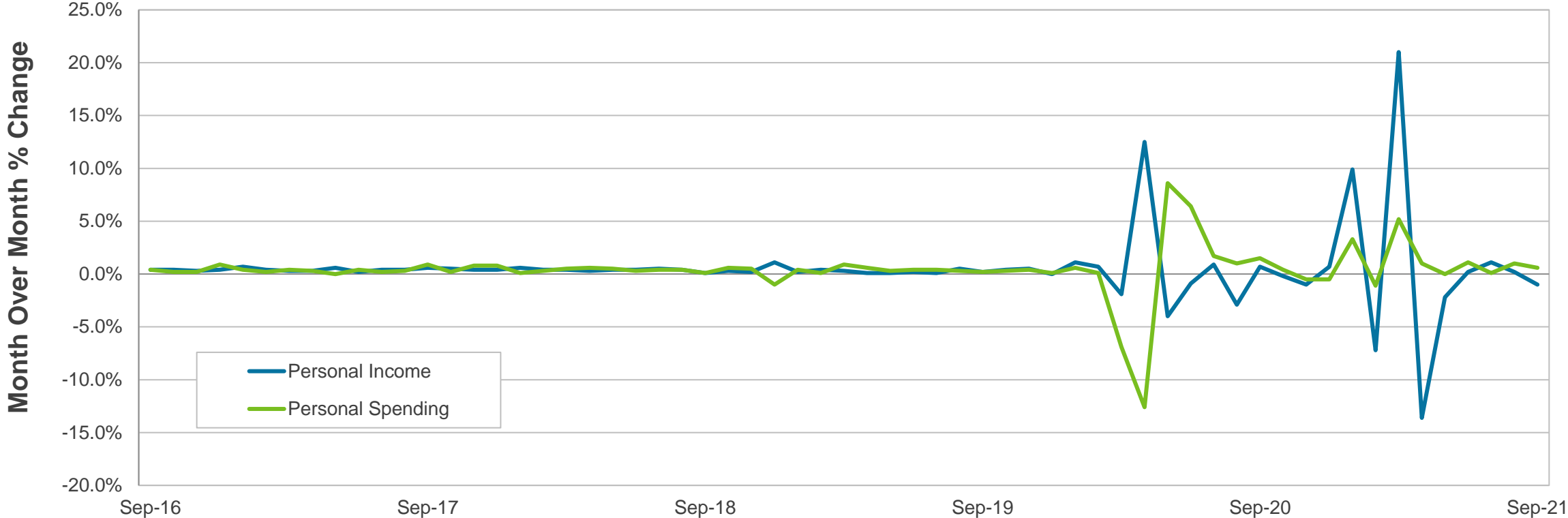
Consumer Price Index (YoY%)
September 2016 – September 2021



Personal Income and Spending

Personal income fell 1.0% in September, below expectations. Personal income was weighed down in part by a decline in income from unemployment insurance in the month, though wages and salaries continued to grow. Consumer spending rose 0.6% in September, in line with expectations.

Personal Income and Spending (MoM%)
September 2016 – September 2021

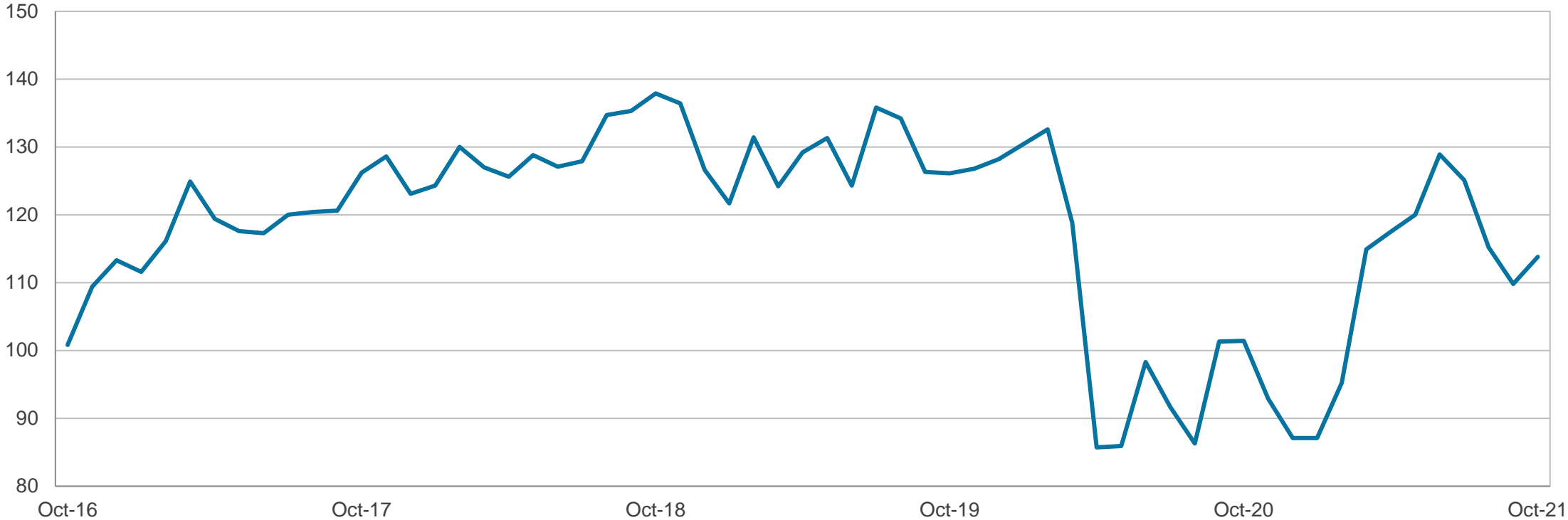


Source: Bloomberg.

Consumer Confidence Index

The Consumer Confidence index increased to a stronger than expected level of 113.8 in October from 109.8 in September. We believe consumers continue to have the savings and propensity to spend, and the recent uptick in confidence bodes well for the holiday shopping season.

Consumer Confidence Index
October 2016 – October 2021



Source: Bloomberg.

Existing Home Sales

Existing home sales rose 7.0% in September to a seasonally adjusted rate of 6.290 million units, exceeding expectations. On a year-over-year basis, sales of existing homes were down 2.3% in September. The median resale price was down 1.4% in September which may have provided a boost to sales in the month, though prices were still up 13.3% year-over-year.

U.S. Existing Home Sales (MoM)
September 2011 – September 2021



Source: Bloomberg.

New Home Sales

New home sales jumped 14.0% in September to an annualized rate of 800,000 units. On a year-over-year basis, the pace of new home sales was down nearly 18% in September. The pace of new home sales has eased and we believe significant price appreciation over the past year may be deterring home buyers.

U.S. New Home Sales
September 2011 – September 2021

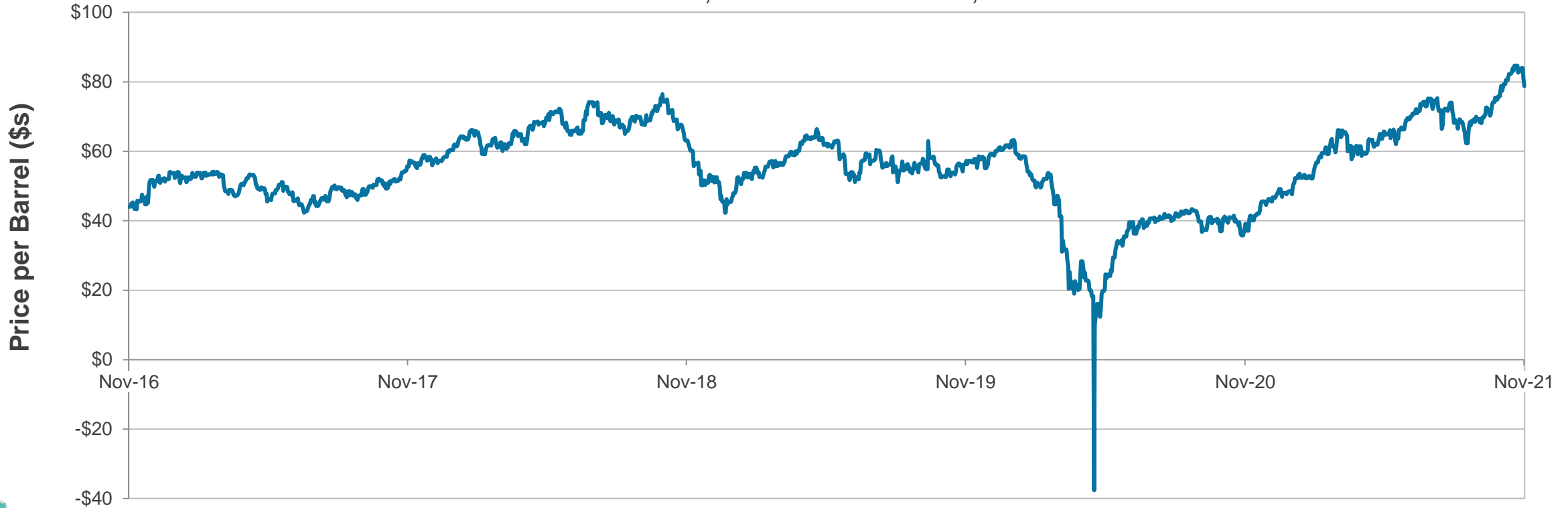


Crude Oil Prices

U.S. West Texas Intermediate (WTI) crude settled at \$78.81 per barrel on November 4. It is below its one month average of \$82.38 but above its one year average of \$63.52. Earlier this summer, OPEC and its allies (i.e. OPEC+) started gradually boosting production to phase out previous production cuts. The group has continued to increase monthly crude oil production in measured steps. The Energy Information Association expects the price of Brent crude oil to remain near current levels for the remainder of the year. They also anticipate that continued growth in production from OPEC and its allies and accelerating growth in US oil production next year will outpace decelerating growth in global oil consumption, and the EIA expects Brent crude oil prices to decline next year.

West Texas Intermediate Oil Price Per Barrel (WTI Spot)

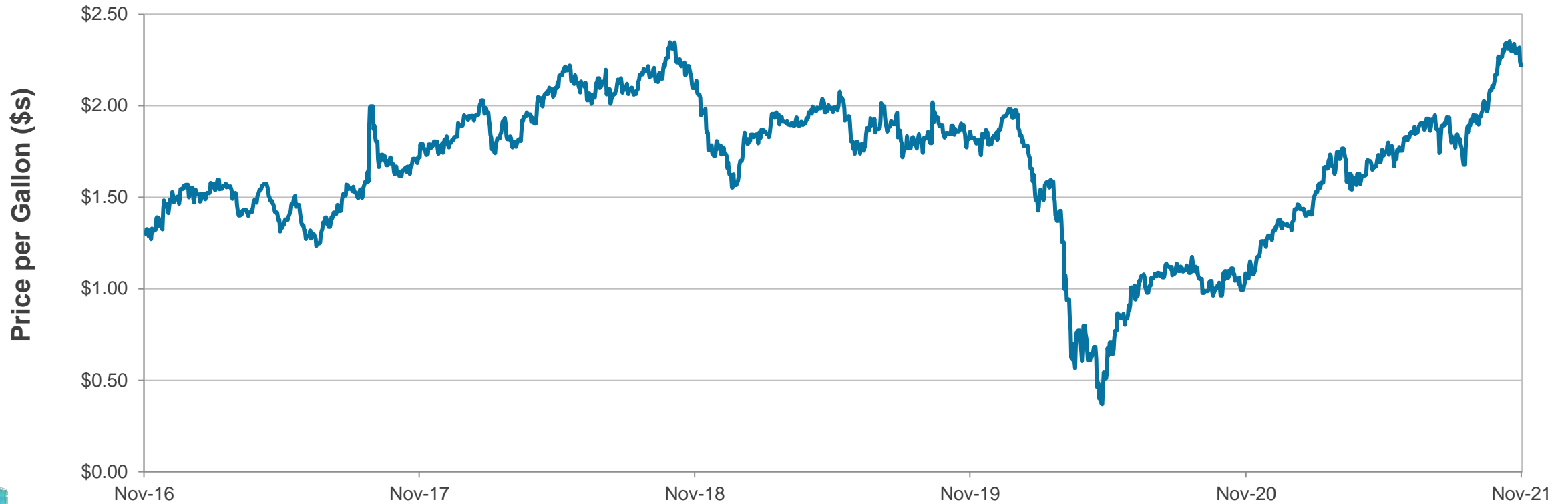
November 4, 2016 – November 4, 2021



Jet Fuel Prices

Jet fuel (U.S. Gulf Coast Spot) closed at \$2.22 per gallon on November 4, below its one month average of \$2.30 but above its one year average of \$1.72. A decline in global demand for jet fuel due to the coronavirus and ongoing travel restrictions put significant downward pressure on prices in 2020. However, the US economic reopening and rising travel demand has supported a recovery in jet fuel prices this year.

U.S. Gulf Coast 54 Grade Jet Fuel Spot Price
November 4, 2016 – November 4, 2021



U.S. Equity Markets

Year-to-date, the DJIA and S&P 500 are up 18.0% and 24.6%, respectively. We believe tailwinds from accommodative monetary policy, robust fiscal spending, and continued progress on vaccinations should remain supportive of the economy and risk assets.

Dow Jones Industrial Average (DJIA) and S&P 500 Indices
November 4, 2016 – November 4, 2021

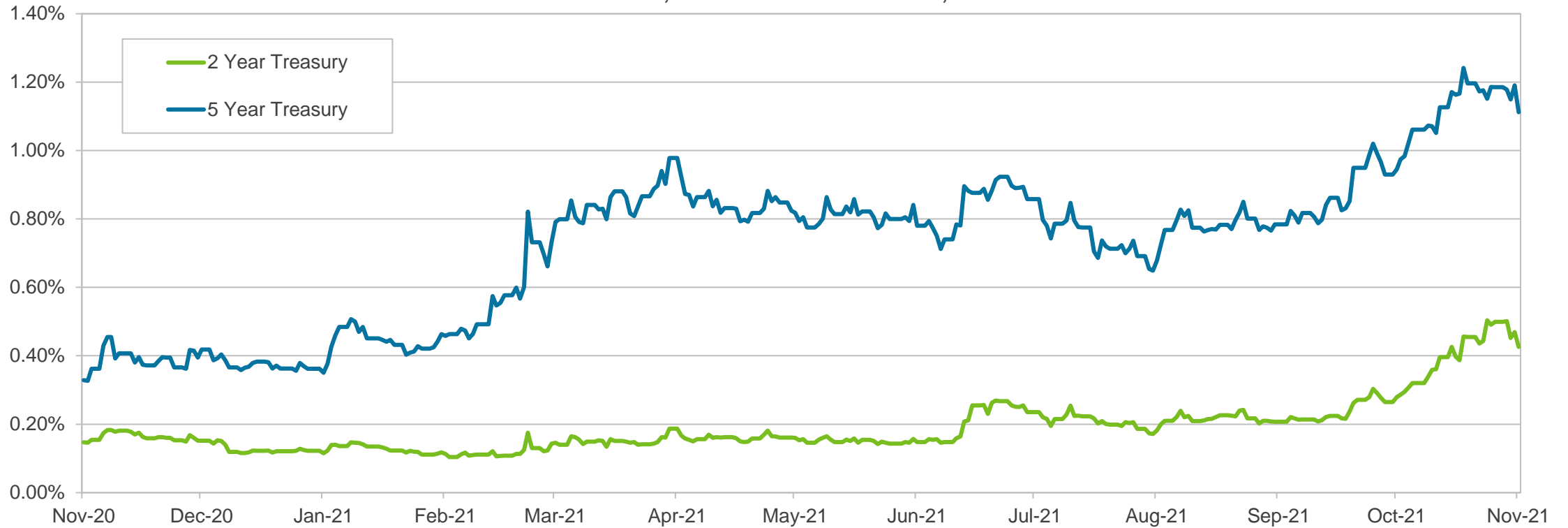


Source: Bloomberg.

Treasury Yield History

Year-to-date, the yield on 5-year Treasuries is roughly 75 basis points higher, while the yield on 2-year Treasuries is about 30 basis points higher.

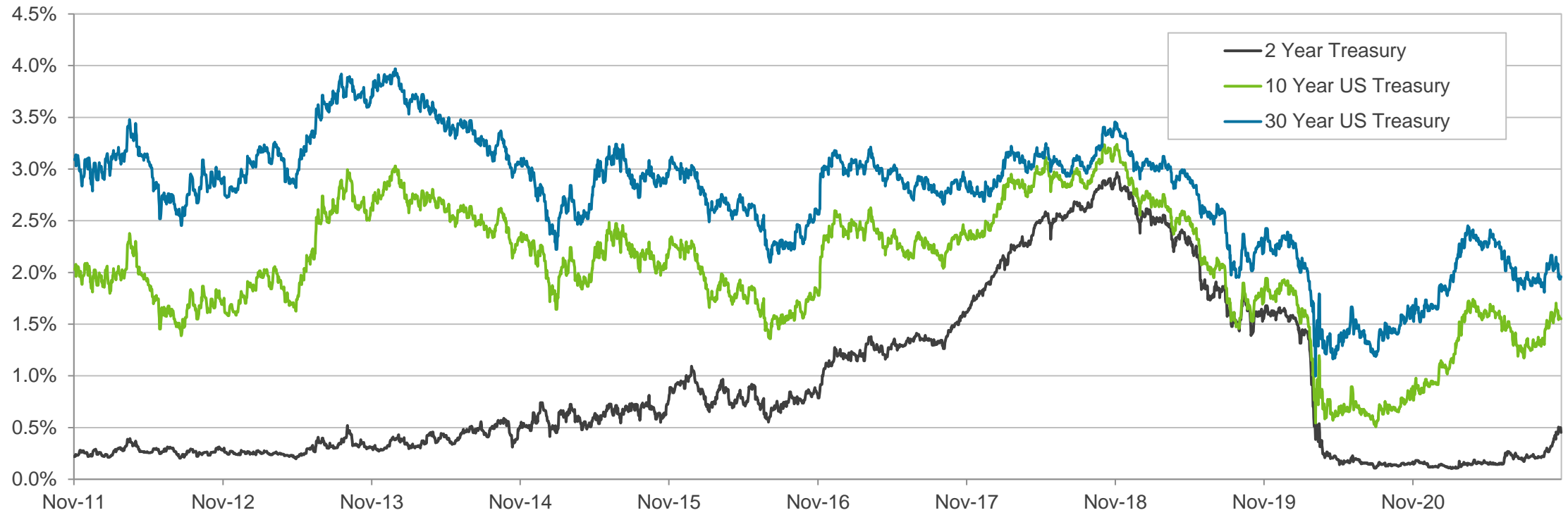
2- and 5-year U.S. Treasury Yields
November 4, 2020 – November 4, 2021



Treasury Yield History

The spread between the 2-year Treasury yield and the 10-year Treasury yield is roughly 110 basis points, versus a spread of about 62 basis points at this time last year. The current spread between the 2-year Treasury yield and 10-year Treasury yield is below longer-term trends, as the average spread since 2002 has been about 135 basis points. We believe the yield curve may be poised for further steepening. In our view, the Fed's slow withdrawal of monetary policy accommodation, amid a backdrop of an improving labor market and growing economy, may drive longer-term yields higher, all else being equal.

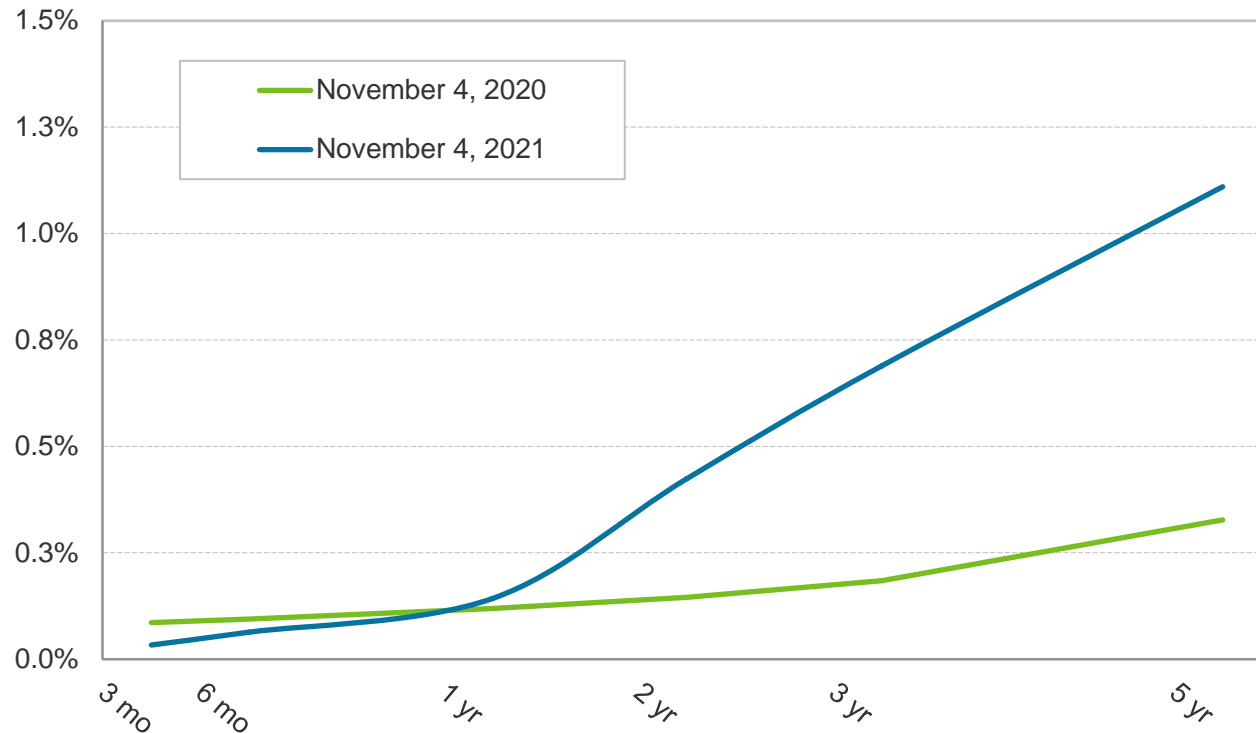
2-, 10- and 30-year U.S. Treasury Yields
November 4, 2011 – November 4, 2021



U.S. Treasury Yield Curve

The Treasury yield curve is steeper on a year-over-year basis. The 3-month T-bill yield is down about five basis points, the 2-Year Treasury yield about 28 basis points higher, and the 10-Year Treasury yield is higher by 77 basis points, on a year-over-year basis.

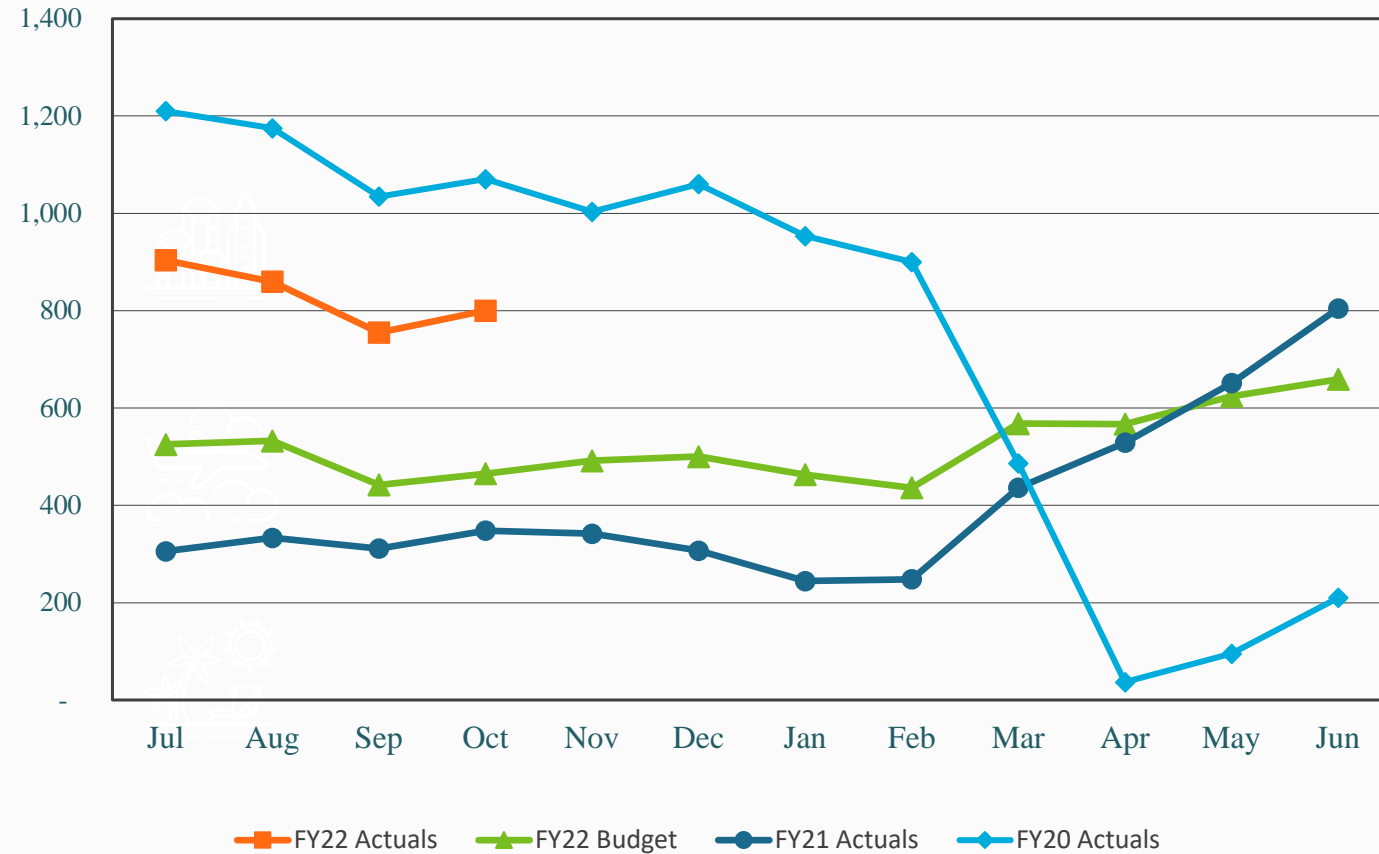
U.S. Treasury Yield Curve
November 4, 2020 versus November 4, 2021



	11/04/2020	11/04/2021	Change
3-Mo.	0.09%	0.03%	0.06%
6-Mo.	0.09%	0.06%	0.03%
1-Yr.	0.12%	0.14%	0.02%
2-Yr.	0.15%	0.42%	0.27%
3-Yr.	0.18%	0.69%	0.51%
5-Yr.	0.33%	1.11%	0.78%
10-Yr.	0.76%	1.53%	0.77%
20-Yr.	1.31%	1.97%	0.66%
30-Yr.	1.54%	1.96%	0.42%

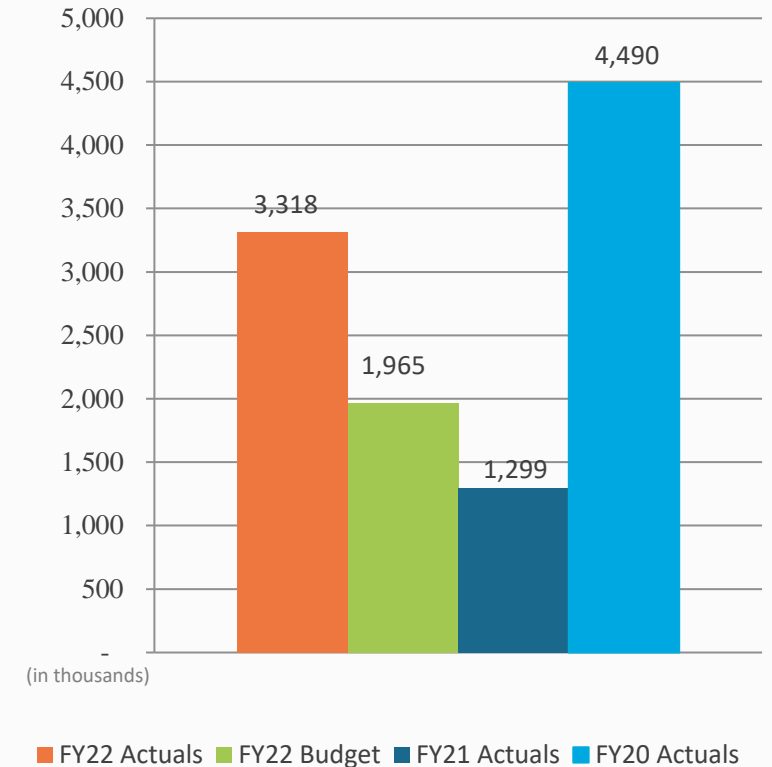
Enplanements

Thousands

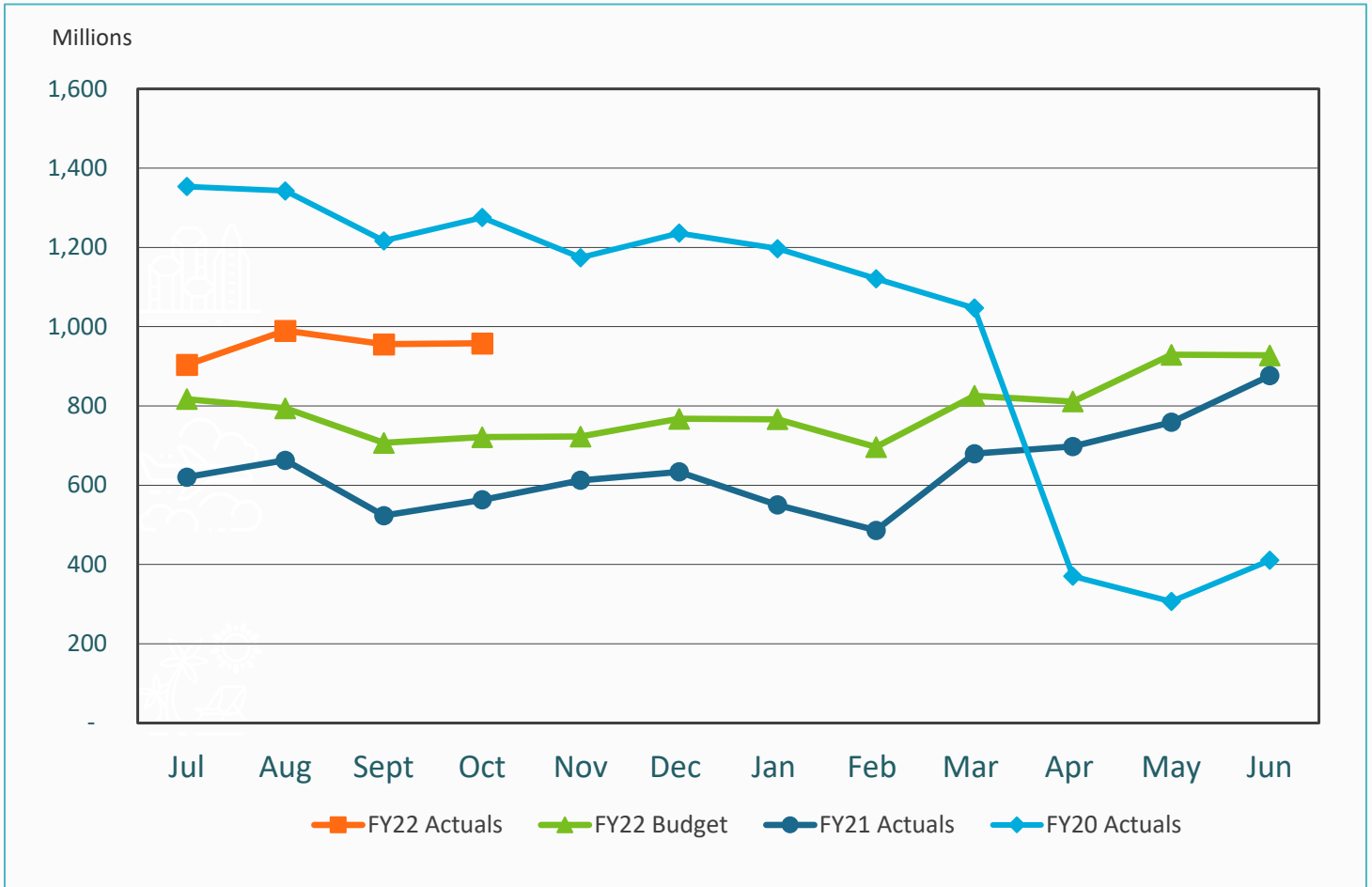


FY22 YTD Act Vs.
FY21 YTD Act
155.4%

FY22 YTD Act Vs.
FY22 YTD Budget
68.9%

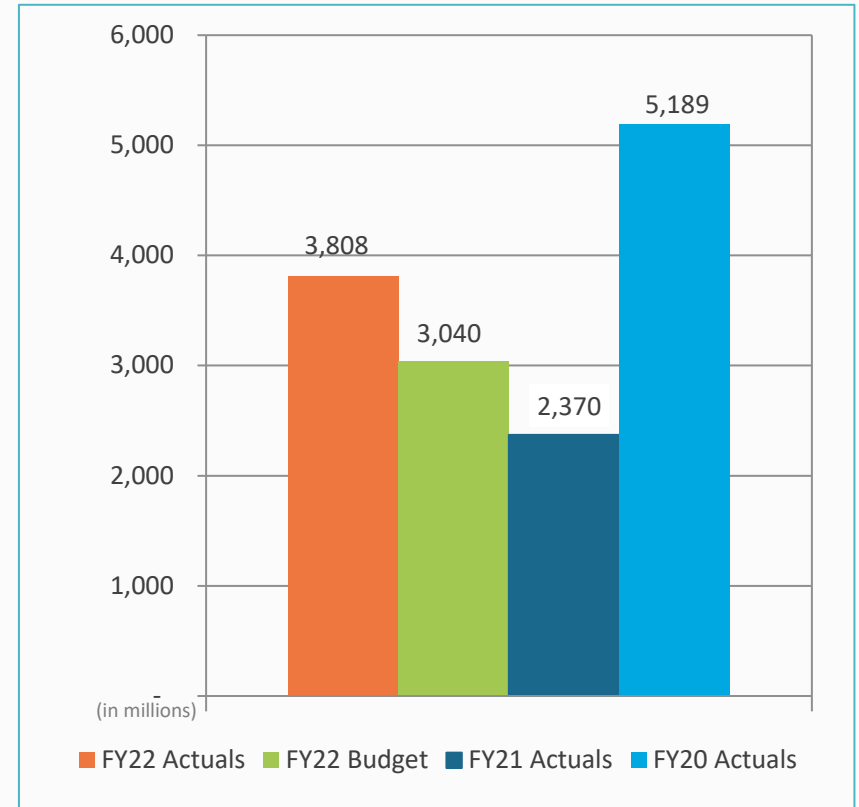


Landed Weights

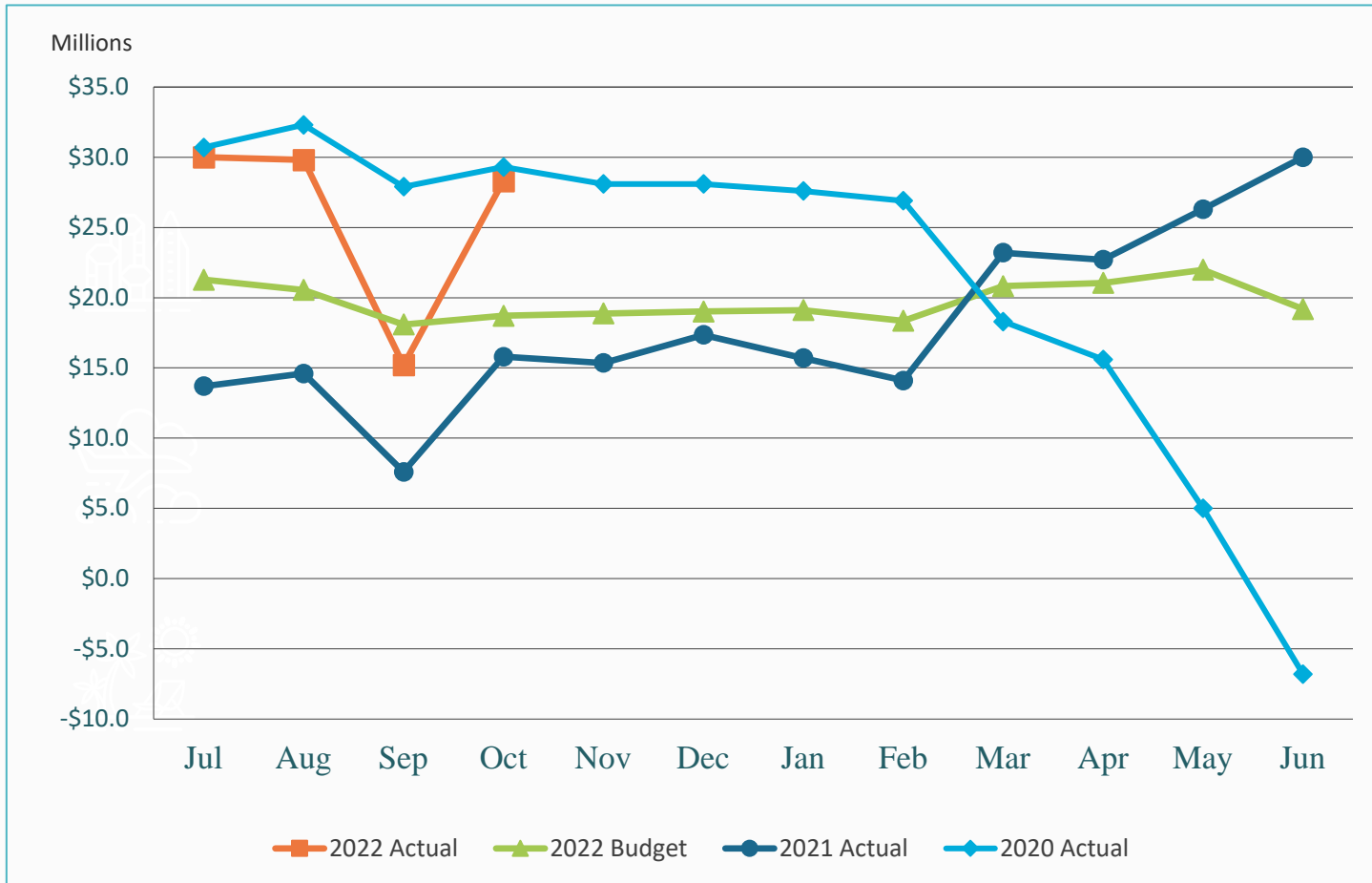


FY22 YTD Act Vs.
FY21 YTD Act
60.7%

FY22 YTD Act Vs.
FY22 YTD Budget
25.3%

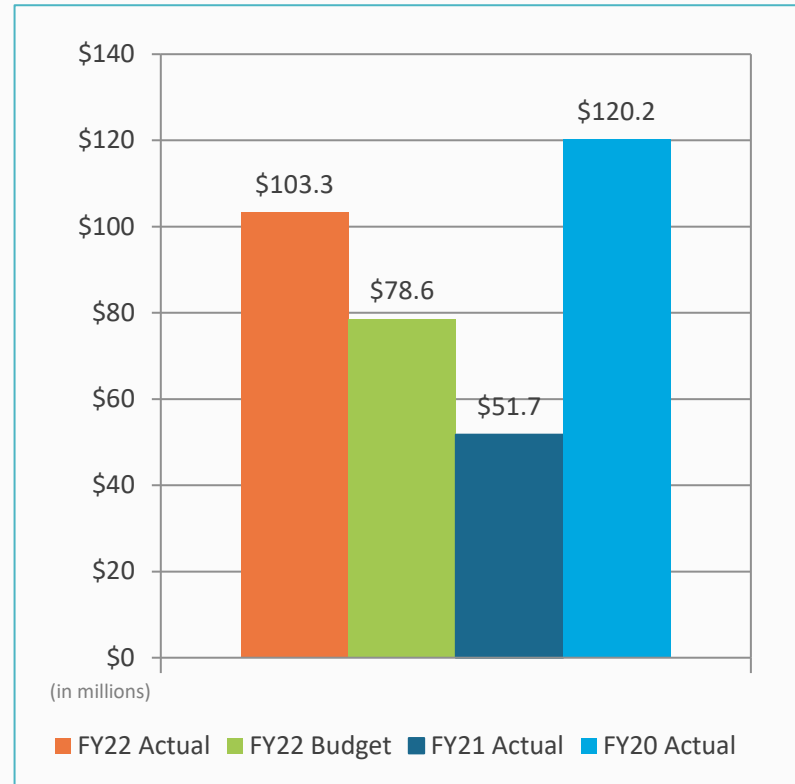


Total Operating Revenue (Unaudited)

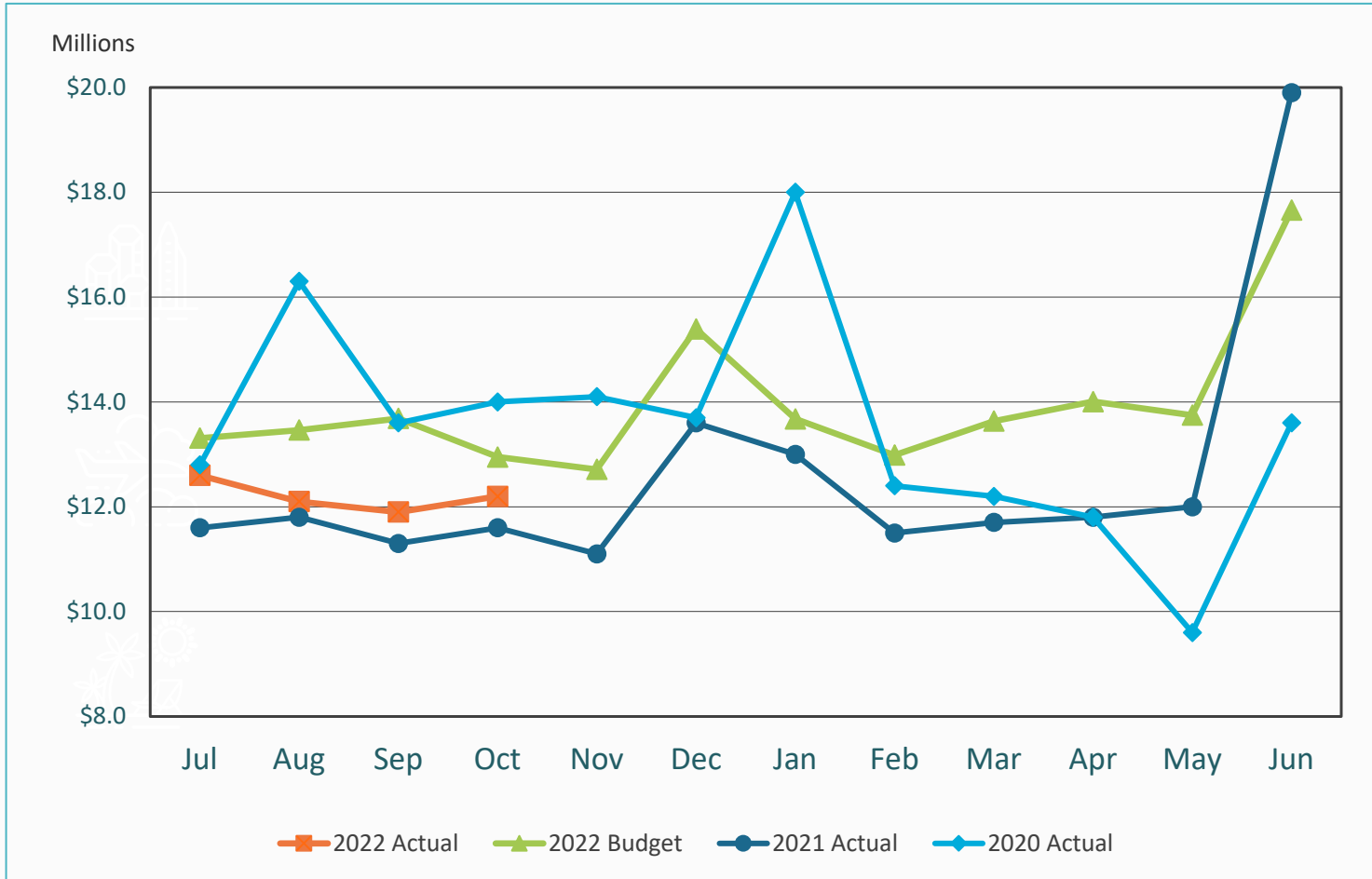


FY22 YTD Act Vs.
FY21 YTD Act
99.8%

FY22 YTD Act Vs.
FY22 YTD Budget
31.4%

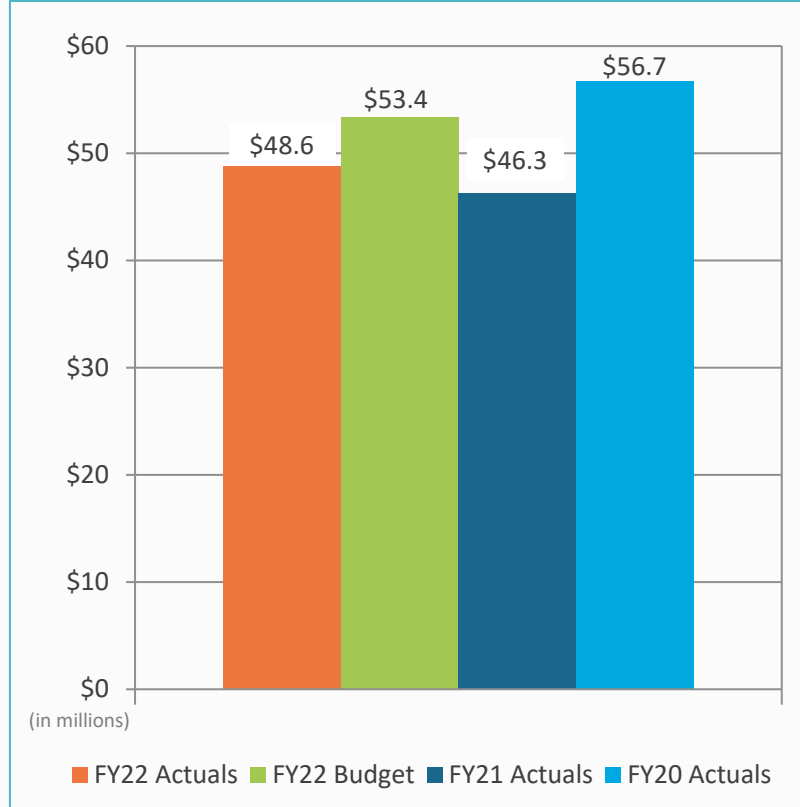


Total Operating Expenses (Unaudited)



FY22 YTD Act Vs. FY21 YTD Act
-5.4%

FY22 YTD Act Vs. FY22 YTD Budget
8.6%



Connecting the world safely

We're raising the bar to bring you a safe and clean travel experience. Here's how you can join us:



Practice social distancing:
Help out by spreading out

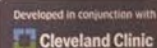



Wear face coverings:
See a United representative if you need one



Use the United app:
For a more touchless airport experience and up-to-date information

Learn more about our
United CleanPlus commitment at
[united.com/cleanplus](https://www.united.com/cleanplus)

Developed in conjunction with
 Cleveland Clinic

A STAR ALLIANCE MEMBER 

Revenue & Expense (Unaudited) For the Four Months Ended October 31, 2021 and 2020

Operating Revenues for the Four Months Ended October 31, 2021 (Unaudited)

(In thousands)	Budget	Actual	Variance Favorable (Unfavorable)	% Change	Prior Year
Aviation	\$ 47,736	\$ 52,695	\$ 4,959	10%	\$ 29,852
Terminal concessions	4,190	7,407	3,217	77%	2,845
Rental car	6,228	13,365	7,137	115%	3,871
Parking	8,306	15,080	6,774	82%	5,948
Other operating	12,171	14,799	2,628	22%	9,135
Total operating revenues	\$ 78,631	\$ 103,346	\$ 24,715	31%	\$ 51,651

Operating Expenses for the Four Months Ended October 31, 2021 (Unaudited)

(In thousands)	Budget	Actual	Variance Favorable (Unfavorable)	% Change	Prior Year
Salaries and benefits	\$ 16,014	\$ 14,875	\$ 1,139	7%	\$ 15,844
Contractual services	9,941	9,105	836	8%	7,583
Safety and security	11,455	10,953	502	4%	9,725
Space rental	3,551	3,535	16	-	3,401
Utilities	5,501	4,746	755	14%	4,422
Maintenance	3,593	2,911	682	19%	2,934
Equipment and systems	50	55	(5)	(10)%	34
Materials and supplies	184	128	56	30%	138
Insurance	715	677	38	5%	602
Employee development and support	216	161	55	25%	99
Business development	584	286	298	51%	303
Equipment rental and repairs	1,604	1,198	406	25%	1,194
Total operating expenses	\$ 53,408	\$ 48,630	\$ 4,778	9%	\$ 46,279

Net Operating Income (Loss) Summary for the Four Months Ended October 31, 2021 (Unaudited)

(In thousands)	Budget	Actual	Variance Favorable (Unfavorable)	% Change	Prior Year
Total operating revenues	\$ 78,631	\$ 103,346	\$ 24,715	31%	\$ 51,651
Total operating expenses	53,408	48,630	4,778	9%	46,279
Income from operations	25,223	54,716	29,493	117%	5,372
Depreciation	44,748	44,748	-	-	42,835
Operating income (loss)	\$ (19,525)	\$ 9,968	\$ 29,493	151%	\$ (37,463)

Nonoperating Revenues & Expenses for the Four Months Ended October 31, 2021 (Unaudited)

(In thousands)	Budget	Actual	Variance Favorable (Unfavorable)	% Change	Prior Year
Passenger facility charges	\$ 6,954	\$ 12,152	\$ 5,198	75%	\$ 4,573
Customer facility charges	6,827	10,508	3,681	54%	4,397
Federal Relief Grants	20,000	18,018	(1,982)	(10)%	32,761
Quieter Home Program, net	(558)	(749)	(191)	(34)%	(749)
Interest income	3,857	4,423	566	15%	4,892
Interest expense (net)	(22,491)	(22,399)	92	-	(22,675)
Other nonoperating revenue (expense)	-	(3,421)	(3,421)	-	(3,203)
Nonoperating revenue, net	14,589	18,532	3,943	27%	19,996
Change in net position before grant contributions	(4,936)	28,500	33,436	677%	(17,467)
Capital grant contributions	207	1,516	1,309	632%	3,074
Change in net position	\$ (4,729)	\$ 30,016	\$ 34,745	(735)%	\$ (14,393)

Statements of Net Position (Unaudited) October 31, 2021 and 2020

Statements of Net Position (Unaudited)

As of October 31, 2021 and 2020 (In Thousands)

	2021	2020
Assets and Deferred Outflows of Resources		
Current assets	\$ 234,568	\$ 102,949
Cash designated for capital projects and other	44,897	149,785
Restricted assets	620,021	564,459
Capital assets, net	1,856,206	1,801,982
Other assets	213,126	239,279
Deferred outflows of resources	37,142	26,078
Total assets and deferred outflows of resources	<u>\$ 3,005,960</u>	<u>\$ 2,884,532</u>

Statements of Net Position (Unaudited)

As of October 31, 2021 and 2020 (In Thousands)

	2021	2020
Liabilities and Deferred Inflows of Resources		
Current liabilities	\$ 87,431	\$ 103,960
Liabilities payable from restricted assets	65,873	58,038
Long term liabilities	1,936,833	1,840,046
Deferred inflows of resources	6,958	11,813
Total liabilities and deferred inflows of resources	<u>\$ 2,097,095</u>	<u>\$ 2,013,857</u>
 Total net position	 <u>\$ 908,865</u>	 <u>\$ 870,675</u>

Questions?



SAN DIEGO
INTERNATIONAL AIRPORT
LET'S **GO.**

Investment Report

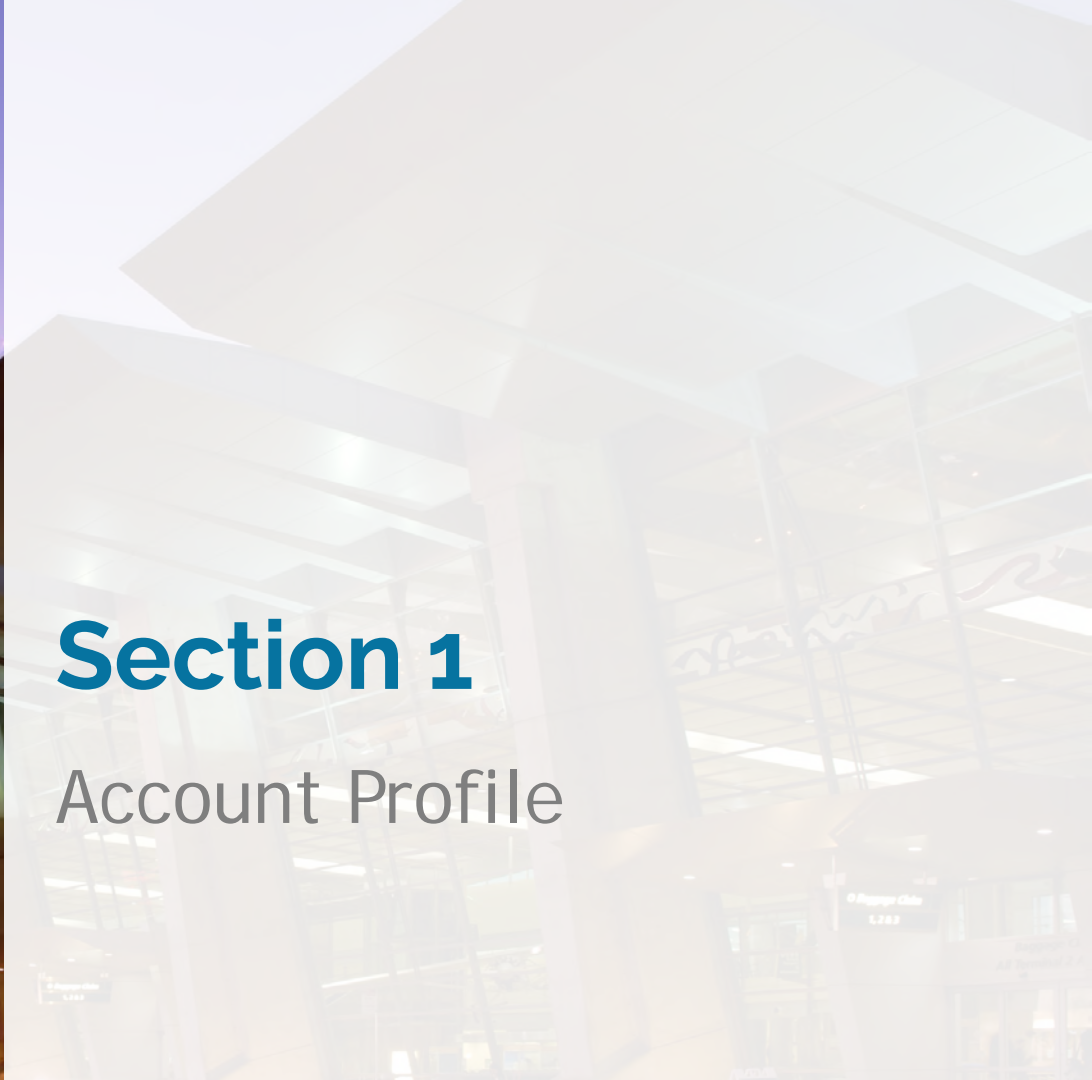
Period Ending
October 31, 2021

Presented by: Geoff Bryant
Manager Airport Finance
November 22, 2021



Section 1

Account Profile



Certification Page

This report is prepared for the San Diego County Regional Airport Authority (the “Authority”) in accordance with California Government Code Section 53646, which states that “the treasurer or chief fiscal officer may render a quarterly report to the chief executive officer, the internal auditor, and the legislative body of the local agency within 30 days following the end of the quarter covered by the report.”

The investment report was compiled in compliance with California Government Code 53646 and the Authority’s approved Investment Policy. All investment transactions made in the Authority’s portfolio during this period were made on behalf of the Authority. Sufficient liquidity and anticipated revenue are available to meet expenditure requirements for the next six months.



Scott Brickner, C.P.A.
Vice President, Chief Financial Officer
San Diego County Regional Airport Authority

Objectives

Investment Objectives

The San Diego County Regional Airport Authority's investment objectives, in order of priority, are to provide safety to ensure the preservation of capital in the overall portfolio, provide sufficient liquidity for cash needs and a market rate of return consistent with the investment program. In order to achieve these objectives, the portfolio invests in high quality fixed income securities consistent with the investment policy and California Government Code.

Portfolio Characteristics

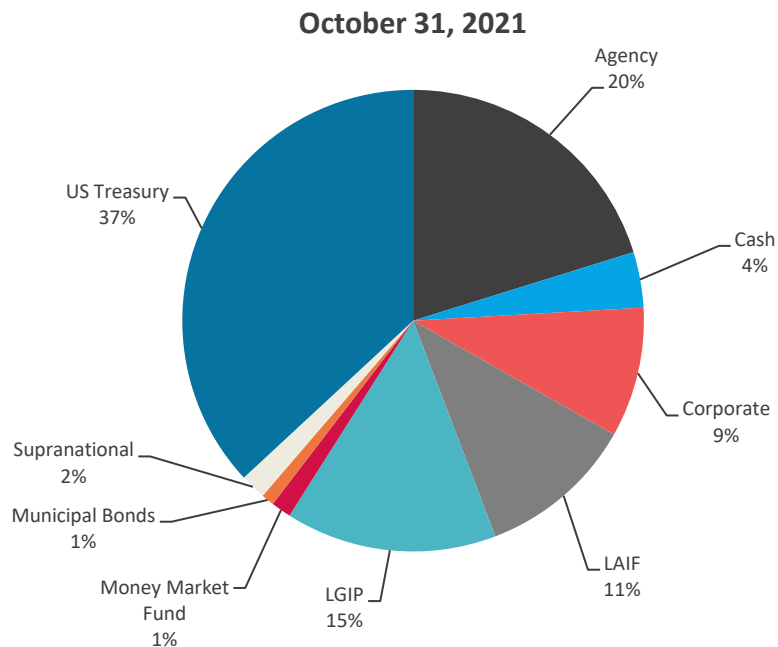
SDCRAA Consolidated

	10/31/2021	9/30/2021	Change
	Portfolio	Portfolio	Portfolio
Average Maturity (yrs)	1.37	1.27	0.10
Average Purchase Yield	1.20%	1.32%	(0.12%)
Average Market Yield	0.47%	0.38%	0.09%
Average Quality*	AA+/Aa1	AA+/Aa1	
Unrealized Gains/Losses	4,029,732	6,115,494	(2,085,762)
Total Market Value	578,226,908	532,500,899	45,726,009

*Portfolio is S&P and Moody's, respectively.

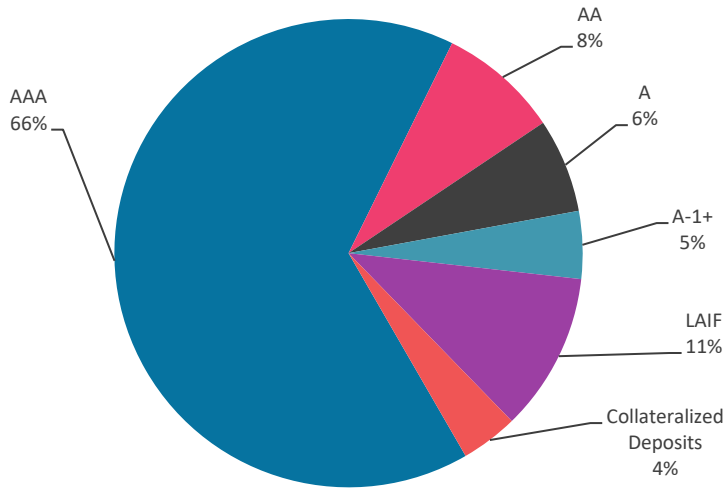
Sector Distribution

	October 31, 2021		September 30, 2021	
	Total Market Value	% of Portfolio	Total Market Value	% of Portfolio
Agency	116,662,586	20.2%	121,689,178	22.9%
Cash	22,803,785	3.9%	26,715,300	5.0%
Collateralized CD	-	0.0%	5,421,336	1.0%
Corporate	52,888,138	9.1%	47,112,274	8.8%
LAIF	63,331,176	11.0%	63,316,177	11.9%
LGIP	85,721,767	14.8%	86,409,578	16.2%
Money Market Fund	8,110,212	1.4%	4,331,763	0.8%
Municipal Bonds	5,170,517	0.9%	5,179,542	1.0%
Supranational	10,495,352	1.8%	8,551,711	1.6%
US Treasury	213,043,376	36.9%	163,774,042	30.8%
TOTAL	578,226,908	100.0%	532,500,899	100.0%



Quality & Maturity Distribution

October 31, 2021

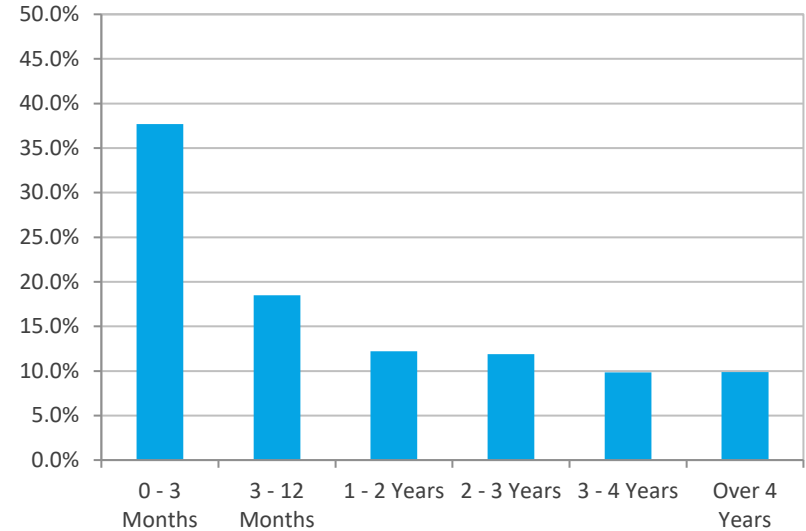


Notes:

Security ratings are based on the highest rating provided by Moody's, S&P and Fitch and is presented using the S&P ratings scale.

(1) Includes investments that have split ratings between S&P, Moody's and Fitch.

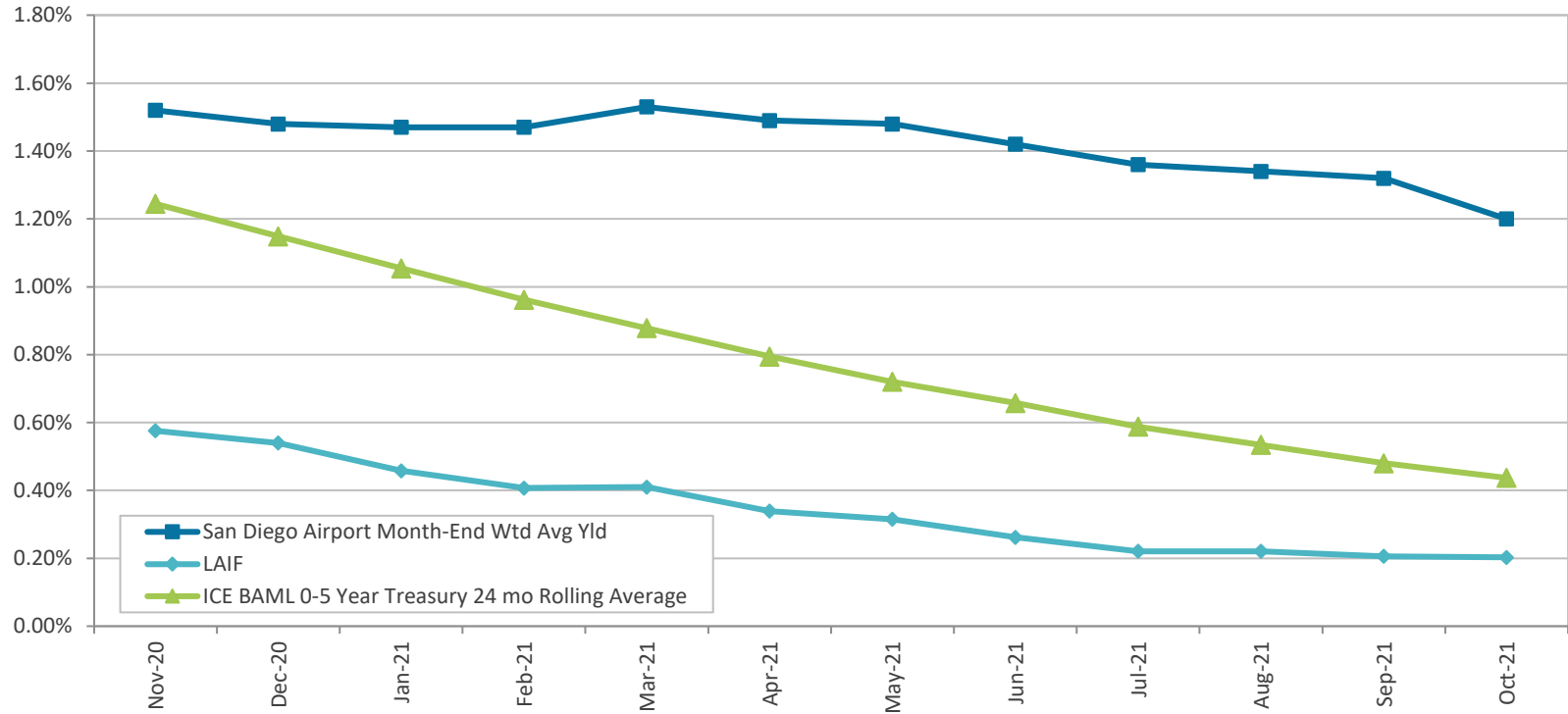
October 31, 2021



Notes:

(1) The 0-3 category includes investments held in LAIF, CalTrust, and the San Diego County Investment Pool.

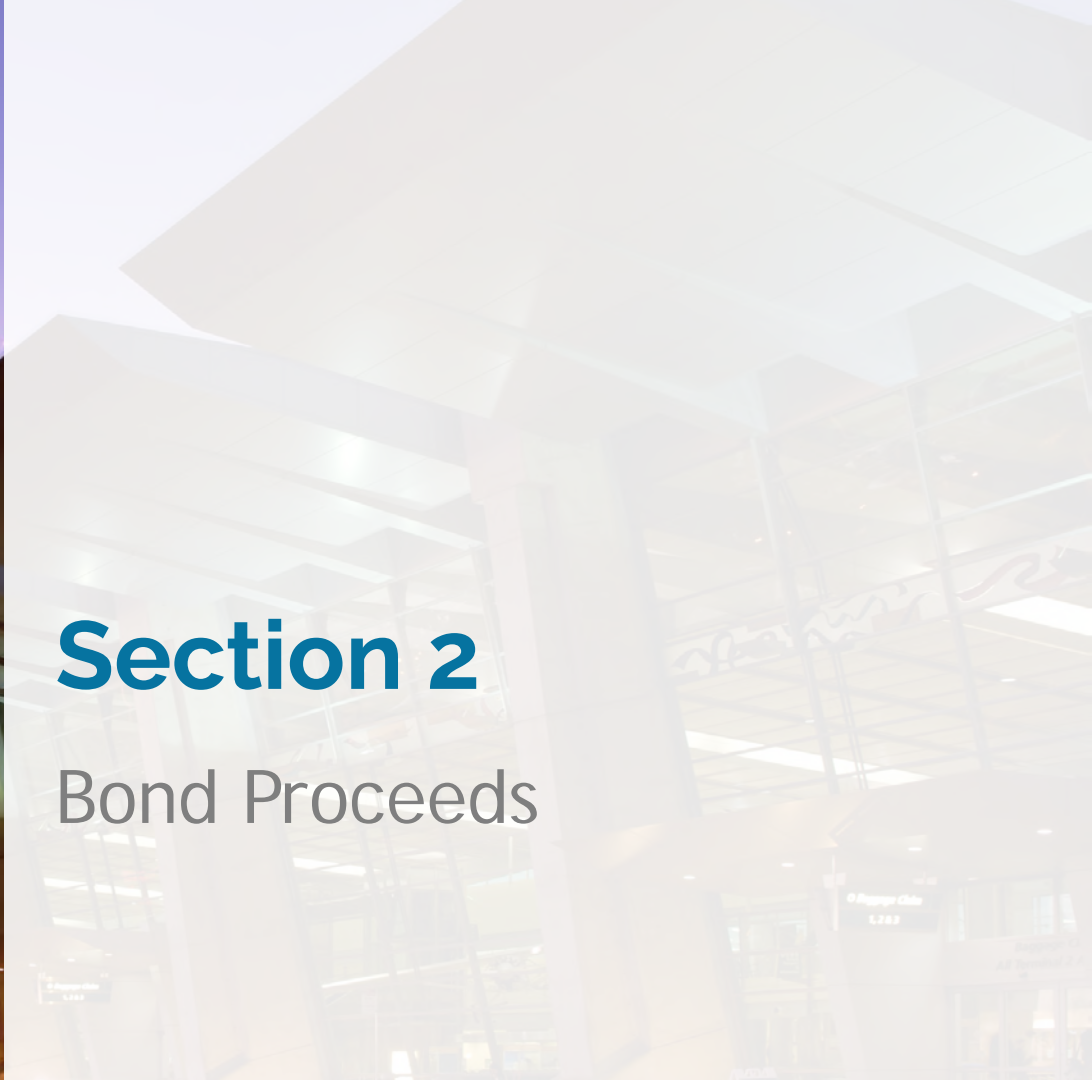
Investment Performance





Section 2

Bond Proceeds



Bond and Short-Term Debt Proceeds

Summary of Short-Term Debt and 2013, 2014, 2017, 2019 & 2020 Bond Proceeds ⁽¹⁾

As of October 31, 2021

(in thousands)

	2014 Special Facility Revenue Bond	2013, 2017, 2019 & 2020 General Airport Revenue Bonds	2021 Bank of America Revolver	Total Proceeds	Yield	Rating
Project Fund						
LAIF	-	96,124	-	96,124	0.21%	N/R
SDCIP	-	88,265	80,185	168,450	0.73%	AAAf
Money Market Fund	-	9,520	-	9,520	0.03%	AAAm
	-	193,909	80,185	274,094	0.52%	
Debt Service Reserve & Coverage Funds						
SDCIP	29,043	74,405	-	102,818	0.73%	AAAf
LAIF	-	34,093	-	34,114	0.21%	N/R
	29,043	108,498	-	136,932	0.60%	
Capitalized Interest Funds						
SDCIP	-	4,150	-	4,150	0.73%	AAAf
	-	4,150	-	4,150	0.73%	
TOTAL	29,043	305,948	80,185	415,176	0.55%	

(1) Bond Proceeds are not included in deposit limits as applied to operating funds. SDCIP Yield as of September 30, 2021.

A low-angle photograph of a modern airport terminal building. The building features a complex, multi-tiered structure with large concrete overhangs and glass facades. The sky is bright and clear. A teal-colored overlay is present in the upper left quadrant, containing the text "Questions?".

Questions?

Ⓞ Ticketing
U.S. Airways



Section 3

Appendix



Compliance

October 31, 2021

This portfolio is a consolidation of assets managed by Chandler Asset Management and assets managed internally by SDCRAA. Chandler relies on SDCRAA to provide accurate information for reporting assets and producing this compliance statement.

Category	Standard	Comment
Treasury Issues	No Limit	<i>Complies</i>
Agency Issues	No Limit	<i>Complies</i>
Supranationals	"AA" rated or better by a Nationally Recognized Statistical Rating Organization ("NRSRO"); 30% maximum; 10% max per issuer; U.S. dollar denominated senior unsecured unsubordinated obligations issued or unconditionally guaranteed by the International Bank for Reconstruction and Development ("IBRD"), the International Finance Corporation ("IFC") or the Inter-American Development Bank ("IADB")	<i>Complies</i>
Municipal Issues	"A" rated or better by a NRSRO; 20% maximum; 5% max per issuer	<i>Complies</i>
Banker's Acceptances	"A-1" rated or equivalent or highest category by a NRSRO; 40% maximum; 5% max per bank; 180 days max maturity	<i>Complies</i>
Commercial Paper	"A-1" rated or equivalent by a NRSRO; or "A" rated issuer or equivalent by a NRSRO, if any long-term debt; 25% maximum; 5% max per issuer (combined with any other securities from that issuer); 270 days max maturity; Entity organized and operating in the U.S. as a general corporation and has total assets >\$500 million; or Entity is organized within the U.S. as a special purpose corporation, trust, or limited liability company and has credit enhancements including, but not limited to, over collateralization, letters of credit, or surety bond.	<i>Complies</i>
Negotiable Certificates of Deposit ("NCD")	"A" rated issuer or better by a NRSRO; 30% maximum; 5% max per issuer (combined with any other securities from that issuer); Issued by nationally or state-chartered bank, a state or federal savings institution or by a federally licensed or state licensed branch of a foreign bank.	<i>Complies</i>
Time Deposits/Certificates of Deposit/ Bank Deposit	Bank Deposits, including, demand deposit accounts, savings accounts, market rate accounts, and time certificates of deposits ("TCD") in financial institutions located in California. 20% maximum; 5% max per TCD issuer in excess of FDIC limit (combined with other securities from that issuer); 3 years max maturity; Financial institutions with net worth of \$10 million and total assets of \$50 million; Deposits in each bank limited to 5% max of the total assets of bank; To be eligible to receive Authority deposits, financial institution must have received a minimum overall satisfactory rating, under the Community Reinvestment Act, for meeting the credit needs of California Communities; Bank Deposits are required to be collateralized as specified by Cal. Gov. Code §53630 et seq.; Collateralization may be waived for any portion that is covered by FDIC	<i>Complies</i>
Medium Term Notes	"A" rated or better by a NRSRO; 20% maximum; 5% max per issuer (combined with any other securities from that issuer); Issued by corporations organized and operating within the U.S. or by depository institutions licensed by the U.S.	<i>Complies</i>
Money Market Funds	Highest rating or "AAA" rated by two NRSROs; or SEC registered investment adviser with assets under management in excess of \$500 million and experience greater than 5 years; 20% maximum; 10% per fund; 5% max of total fund balance	<i>Complies</i>
Repurchase Agreements	"A" rated or better by a NRSRO; 1 year max maturity; U.S. Treasury or Federal Agency collateral only	<i>Complies</i>
Local Agency Investment Fund (LAIF)	Max program limit for LAIF; Pursuant to California Gov. Code Section 16429.1	<i>Complies</i>
San Diego County Investment Pool (SDCIP)	Max program limit for LAIF	<i>Complies</i>
Local Government Investment Pool (LGIP)	Max program limit for LAIF	<i>Complies</i>
Prohibited	Inverse floaters, Range notes, Interest-only strips from mortgaged backed securities; Common stocks; Zero interest accrual securities	<i>Complies</i>
Average Maturity	3 years	<i>Complies</i>
Maximum maturity	5 years	<i>Complies</i>

Holdings Report

SDCRAA Consolidated - Account #10566

For the Month Ending October 31, 2021

CUSIP	Security Description	Par Value/Units	Purchase Date Book Yield	Book Value	Mkt Price Mkt YTM	Market Value Accrued Int.	% of Port. Gain/Loss	Moody/S&P Fitch	Maturity Duration
Agency									
313376C94	FHLB Note 2.625% Due 12/10/2021	5,000,000.00	01/28/2020 1.52%	5,101,350.00	100.27 0.11%	5,013,625.00 51,406.25	0.88% (87,725.00)	Aaa / AA+ AAA	0.11 0.11
3133ELHR8	FFCB Note 1.600% Due 01/21/2022	7,500,000.00	02/03/2020 1.41%	7,527,300.00	100.33 0.09%	7,525,072.50 33,333.33	1.31% (2,227.50)	Aaa / AA+ AAA	0.22 0.22
3130AEBM1	FHLB Note 2.750% Due 06/10/2022	7,150,000.00	Various 2.82%	7,131,662.00	101.61 0.10%	7,264,993.45 77,011.46	1.27% 133,331.45	Aaa / AA+ NR	0.61 0.60
3135G0W33	FNMA Note 1.375% Due 09/06/2022	5,000,000.00	09/06/2019 1.55%	4,974,800.00	101.05 0.13%	5,052,635.00 10,503.47	0.88% 77,835.00	Aaa / AA+ AAA	0.85 0.84
313383WD9	FHLB Note 3.125% Due 09/09/2022	4,000,000.00	09/27/2018 3.00%	4,019,040.00	102.56 0.13%	4,102,568.00 18,055.56	0.71% 83,528.00	Aaa / AA+ AAA	0.86 0.85
3135G0T78	FNMA Note 2.000% Due 10/05/2022	7,500,000.00	03/02/2020 0.86%	7,717,875.00	101.73 0.13%	7,630,117.50 10,833.33	1.32% (87,757.50)	Aaa / AA+ AAA	0.93 0.92
3130A3KM5	FHLB Note 2.500% Due 12/09/2022	6,000,000.00	08/16/2018 2.81%	5,924,640.00	102.55 0.19%	6,153,054.00 59,166.67	1.07% 228,414.00	Aaa / AA+ NR	1.11 1.09
313383QR5	FHLB Note 3.250% Due 06/09/2023	4,900,000.00	09/11/2018 2.97%	4,959,045.00	104.61 0.37%	5,125,831.20 62,815.28	0.90% 166,786.20	Aaa / AA+ NR	1.61 1.56
3133EJUS6	FFCB Note 2.875% Due 07/17/2023	6,000,000.00	02/07/2019 2.56%	6,078,480.00	104.19 0.41%	6,251,562.00 49,833.33	1.09% 173,082.00	Aaa / AA+ AAA	1.71 1.67
3133EKZK5	FFCB Note 1.600% Due 08/14/2023	7,000,000.00	08/19/2019 1.55%	7,012,460.00	102.00 0.47%	7,140,007.00 23,955.56	1.24% 127,547.00	Aaa / AA+ AAA	1.79 1.76
313383YJ4	FHLB Note 3.375% Due 09/08/2023	7,000,000.00	Various 2.65%	7,219,535.00	105.36 0.46%	7,375,473.00 34,781.25	1.28% 155,938.00	Aaa / AA+ NR	1.85 1.80

Holdings Report

SDCRAA Consolidated - Account #10566

For the Month Ending October 31, 2021

CUSIP	Security Description	Par Value/Units	Purchase Date Book Yield	Book Value	Mkt Price Mkt YTM	Market Value Accrued Int.	% of Port. Gain/Loss	Moody/S&P Fitch	Maturity Duration
3130A0F70	FHLB Note 3.375% Due 12/08/2023	6,850,000.00	Various 2.75%	7,045,064.00	105.91 0.54%	7,254,759.65 91,832.81	1.27% 209,695.65	Aaa / AA+	2.10 2.02
3130AB3H7	FHLB Note 2.375% Due 03/08/2024	6,800,000.00	Various 2.36%	6,805,744.00	103.97 0.67%	7,069,796.80 23,776.39	1.23% 264,052.80	Aaa / AA+ NR	2.35 2.29
3133EKNX0	FFCB Note 2.160% Due 06/03/2024	5,000,000.00	07/19/2019 1.89%	5,062,250.00	103.71 0.71%	5,185,340.00 44,400.00	0.90% 123,090.00	Aaa / AA+ AAA	2.59 2.50
3130A1XJ2	FHLB Note 2.875% Due 06/14/2024	8,000,000.00	06/12/2019 2.00%	8,331,920.00	105.61 0.71%	8,448,832.00 87,527.78	1.48% 116,912.00	Aaa / AA+ NR	2.62 2.51
3135G0V75	FNMA Note 1.750% Due 07/02/2024	7,350,000.00	07/19/2019 1.87%	7,310,236.50	102.83 0.68%	7,558,306.35 42,517.71	1.31% 248,069.85	Aaa / AA+ AAA	2.67 2.60
3135G0W66	FNMA Note 1.625% Due 10/15/2024	5,000,000.00	12/03/2019 1.64%	4,997,100.00	102.54 0.75%	5,127,030.00 3,611.11	0.89% 129,930.00	Aaa / AA+ AAA	2.96 2.89
3137EAEPO	FHLMC Note 1.500% Due 02/12/2025	6,500,000.00	03/04/2020 0.85%	6,703,710.00	102.11 0.85%	6,636,825.00 21,395.83	1.15% (66,885.00)	Aaa / AA+ AAA	3.29 3.19
TOTAL Agency		112,550,000.00	2.03%	113,922,211.50	0.43%	115,915,828.45 746,757.12	20.18% 1,993,616.95	Aaa / AA+ Aaa	1.71 1.66
Cash									
PP2118\$00	U.S. Bank Checking Account	56,548.65	Various 0.00%	56,548.65	1.00 0.00%	56,548.65 0.00	0.01% 0.00	NR / NR	0.00 0.00
PP2118V\$9	U.S. Bank Checking Account	7,002,119.14	Various 0.00%	7,002,119.14	1.00 0.00%	7,002,119.14 0.00	1.21% 0.00	NR / NR	0.00 0.00

Holdings Report

SDCRAA Consolidated - Account #10566

For the Month Ending October 31, 2021

CUSIP	Security Description	Par Value/Units	Purchase Date Book Yield	Book Value	Mkt Price Mkt YTM	Market Value Accrued Int.	% of Port. Gain/Loss	Moody/S&P Fitch	Maturity Duration
PP2118\$12	U.S. Bank Checking Account	49,180.67	Various 0.00%	49,180.67	1.00 0.00%	49,180.67 0.00	0.01% 0.00	NR / NR NR	0.00 0.00
PP2118V\$7	EastWest Bank Deposit Account	15,586,850.13	Various 0.13%	15,586,850.13	1.00 0.13%	15,586,850.13 0.00	2.70% 0.00	NR / NR NR	0.00 0.00
PP2118V\$8	EastWest Bank Deposit Account	109,086.09	Various 0.20%	109,086.09	1.00 0.20%	109,086.09 0.00	0.02% 0.00	NR / NR NR	0.00 0.00
TOTAL Cash		22,803,784.68	0.09%	22,803,784.68	0.09%	22,803,784.68 0.00	3.94% 0.00	NR / NR NR	0.00 0.00

Corporate									
69353REY0	PNC Bank Callable Note Cont 11/09/2021 2.550% Due 12/09/2021	2,000,000.00	07/13/2018 3.28%	1,953,160.00	100.05 0.44%	2,000,912.00 20,116.67	0.35% 47,752.00	A2 / A A+	0.11 0.02
459200JQ5	IBM Corp Note 2.500% Due 01/27/2022	2,000,000.00	08/16/2018 3.12%	1,960,160.20	100.54 0.22%	2,010,872.00 13,055.55	0.35% 50,711.80	A3 / A- NR	0.24 0.24
037833AY6	Apple Inc Note 2.150% Due 02/09/2022	4,000,000.00	09/15/2017 2.10%	4,008,680.00	100.49 0.36%	4,019,480.00 19,588.89	0.70% 10,800.00	Aa1 / AA+ NR	0.28 0.27
74005PBA1	Praxair Callable Note Cont 11/15/2021 2.450% Due 02/15/2022	1,000,000.00	06/11/2018 3.18%	974,800.00	100.08 0.43%	1,000,771.00 5,172.22	0.17% 25,971.00	A2 / A NR	0.29 0.04
69353RFB9	PNC Bank Callable Note Cont 1/18/2022 2.625% Due 02/17/2022	2,000,000.00	06/11/2018 3.35%	1,950,240.00	100.49 0.29%	2,009,852.00 10,791.67	0.35% 59,612.00	A2 / A A+	0.30 0.21

Holdings Report

SDCRAA Consolidated - Account #10566

For the Month Ending October 31, 2021

CUSIP	Security Description	Par Value/Units	Purchase Date Book Yield	Book Value	Mkt Price Mkt YTM	Market Value Accrued Int.	% of Port. Gain/Loss	Moody/S&P Fitch	Maturity Duration
00440EAU1	Chubb INA Holdings Inc Callable Note Cont 9/3/2022 2.875% Due 11/03/2022	2,000,000.00	09/27/2018 3.47%	1,955,180.00	102.03 0.45%	2,040,574.00 28,430.56	0.36% 85,394.00	A3 / A A	1.01 0.82
24422EUA5	John Deere Capital Corp Note 2.700% Due 01/06/2023	3,500,000.00	Various 3.22%	3,422,355.00	102.59 0.49%	3,590,811.00 30,187.50	0.63% 168,456.00	A2 / A A	1.18 1.16
89236TEL5	Toyota Motor Credit Corp Note 2.700% Due 01/11/2023	2,000,000.00	07/13/2018 3.34%	1,946,860.00	102.65 0.47%	2,052,950.00 16,500.00	0.36% 106,090.00	A1 / A+ A+	1.20 1.17
084670BR8	Berkshire Hathaway Callable Note Cont 1/15/2023 2.750% Due 03/15/2023	2,000,000.00	07/13/2018 3.20%	1,961,020.00	102.83 0.39%	2,056,662.00 7,027.78	0.36% 95,642.00	Aa2 / AA A+	1.37 1.19
037833AK6	Apple Inc Note 2.400% Due 05/03/2023	2,000,000.00	07/19/2019 2.13%	2,019,760.00	102.81 0.52%	2,056,224.00 23,733.33	0.36% 36,464.00	Aa1 / AA+ NR	1.50 1.47
58933YAF2	Merck & Co Note 2.800% Due 05/18/2023	3,000,000.00	07/22/2019 2.11%	3,075,480.00	103.52 0.51%	3,105,543.00 38,033.33	0.54% 30,063.00	A1 / A+ A+	1.55 1.50
931142EK5	Wal-Mart Stores Callable Note Cont 5/26/2023 3.400% Due 06/26/2023	2,000,000.00	09/27/2018 3.31%	2,008,020.00	104.53 0.50%	2,090,638.00 23,611.11	0.37% 82,618.00	Aa2 / AA AA	1.65 1.52
06406FAD5	Bank of NY Mellon Corp Callable Note Cont 6/16/2023 2.200% Due 08/16/2023	4,000,000.00	Various 2.22%	3,996,200.00	102.69 0.53%	4,107,676.00 18,333.34	0.71% 111,476.00	A1 / A AA-	1.79 1.60
857477AM5	State Street Bank Note 3.700% Due 11/20/2023	2,000,000.00	08/19/2019 2.06%	2,132,940.00	106.30 0.61%	2,125,972.00 33,094.44	0.37% (6,968.00)	A1 / A AA-	2.05 1.96
89236TFS9	Toyota Motor Credit Corp Note 3.350% Due 01/08/2024	2,000,000.00	02/07/2019 3.07%	2,025,380.00	105.73 0.70%	2,114,640.00 21,030.56	0.37% 89,260.00	A1 / A+ A+	2.19 2.10
91159HHV5	US Bancorp Callable Note Cont 1/5/2024 3.375% Due 02/05/2024	2,000,000.00	02/07/2019 3.19%	2,017,220.00	105.51 0.82%	2,110,208.00 16,125.00	0.37% 92,988.00	A2 / A+ A+	2.27 2.10

Holdings Report

SDCRAA Consolidated - Account #10566

For the Month Ending October 31, 2021

CUSIP	Security Description	Par Value/Units	Purchase Date Book Yield	Book Value	Mkt Price Mkt YTM	Market Value Accrued Int.	% of Port. Gain/Loss	Moody/S&P Fitch	Maturity Duration
438516BW5	Honeywell Intl Callable Note Cont 7/15/2024 2.300% Due 08/15/2024	4,000,000.00	12/03/2019 1.96%	4,059,840.00	103.88 0.84%	4,155,300.00 19,422.22	0.72% 95,460.00	A2 / A A	2.79 2.62
78015K7H1	Royal Bank of Canada Note 1.150% Due 06/10/2025	5,000,000.00	Various 1.06%	5,016,340.00	99.49 1.29%	4,974,525.00 22,520.84	0.86% (41,815.00)	A2 / A AA-	3.61 3.51
89114QCK2	Toronto Dominion Bank Note 0.750% Due 09/11/2025	5,000,000.00	Various 1.10%	4,933,570.00	97.85 1.32%	4,892,545.00 5,208.34	0.85% (41,025.00)	A1 / A AA-	3.87 3.78
TOTAL Corporate		51,500,000.00	2.40%	51,417,205.20	0.67%	52,516,155.00 371,983.35	9.15% 1,098,949.80	A1 / A+ A+	1.81 1.71

LAIF									
90LAIF\$00	Local Agency Investment Fund State Pool	63,320,235.40	Various 0.21%	63,320,235.40	1.00 0.21%	63,320,235.40 10,940.14	10.95% 0.00	NR / NR NR	0.00 0.00
TOTAL LAIF		63,320,235.40	0.21%	63,320,235.40	0.21%	63,320,235.40 10,940.14	10.95% 0.00	NR / NR NR	0.00 0.00

Local Gov Investment Pool									
90SDCP\$00	County of San Diego Pooled Investment Pool	58,162,593.00	Various 0.73%	58,162,593.00	1.00 0.73%	58,162,593.00 0.00	10.06% 0.00	NR / NR AAA	0.00 0.00
09CATR\$04	CalTrust Short Term Fund	1,627,246.46	Various 0.09%	16,280,883.12	10.08 0.09%	16,402,644.36 0.00	2.84% 121,761.24	NR / AA NR	0.00 0.00

Holdings Report

SDCRAA Consolidated - Account #10566

For the Month Ending October 31, 2021

CUSIP	Security Description	Par Value/Units	Purchase Date Book Yield	Book Value	Mkt Price Mkt YTM	Market Value Accrued Int.	% of Port. Gain/Loss	Moody/S&P Fitch	Maturity Duration
09CATR\$05	CalTrust Medium Term Fund	1,091,636.94	Various 0.23%	11,197,698.83	10.22 0.23%	11,156,529.56 0.00	1.93% (41,169.27)	NR / A+ NR	0.00 0.00
TOTAL Local Gov Investment Pool		60,881,476.41	0.54%	85,641,174.95	0.54%	85,721,766.92 0.00	14.82% 80,591.97	NR / AA- Aaa	0.00 0.00

Money Market Fund FI

262006307	Dreyfus Gov't Cash Management Money Market Fund	8,110,212.41	Various 0.03%	8,110,212.41	1.00 0.03%	8,110,212.41 0.00	1.40% 0.00	Aaa / AAA NR	0.00 0.00
TOTAL Money Market Fund		8,110,212.41	0.03%	8,110,212.41	0.03%	8,110,212.41 0.00	1.40% 0.00	Aaa / AAA NR	0.00 0.00

Municipal Bonds

649791PP9	New York St Taxable-GO 2.010% Due 02/15/2024	5,000,000.00	10/29/2019 2.01%	5,000,000.00	102.99 0.69%	5,149,300.00 21,216.67	0.89% 149,300.00	Aa2 / AA+ AA+	2.29 2.23
TOTAL Municipal Bonds		5,000,000.00	2.01%	5,000,000.00	0.69%	5,149,300.00 21,216.67	0.89% 149,300.00	Aa2 / AA+ AA+	2.29 2.23

Holdings Report

SDCRAA Consolidated - Account #10566

For the Month Ending October 31, 2021

CUSIP	Security Description	Par Value/Units	Purchase Date Book Yield	Book Value	Mkt Price Mkt YTM	Market Value Accrued Int.	% of Port. Gain/Loss	Moody/S&P Fitch	Maturity Duration
Supranational									
459058FY4	Intl. Bank Recon & Development Note 2.000% Due 01/26/2022	3,000,000.00	03/16/2018 2.73%	2,920,650.00	100.43 0.20%	3,012,753.00 15,833.33	0.52% 92,103.00	Aaa / NR AAA	0.24 0.24
4581X0CN6	Inter-American Dev Bank Note 1.750% Due 04/14/2022	2,000,000.00	09/27/2018 3.03%	1,914,620.00	100.72 0.16%	2,014,400.00 1,652.78	0.35% 99,780.00	Aaa / AAA AAA	0.45 0.45
4581X0DZ8	Inter-American Dev Bank Note 0.500% Due 09/23/2024	5,500,000.00	Various 0.61%	5,482,110.00	99.05 0.83%	5,447,810.50 2,902.78	0.94% (34,299.50)	Aaa / AAA NR	2.90 2.86
TOTAL Supranational		10,500,000.00	1.66%	10,317,380.00	0.52%	10,474,963.50 20,388.89	1.82% 157,583.50	Aaa / AAA Aaa	1.66 1.64
US Treasury									
912828U65	US Treasury Note 1.750% Due 11/30/2021	7,500,000.00	09/06/2019 1.55%	7,533,105.47	100.13 0.12%	7,509,990.00 55,225.41	1.31% (23,115.47)	Aaa / AA+ AAA	0.08 0.08
912828U81	US Treasury Note 2.000% Due 12/31/2021	5,000,000.00	12/16/2019 1.66%	5,034,375.00	100.31 0.13%	5,015,520.00 33,695.65	0.87% (18,855.00)	Aaa / AA+ AAA	0.17 0.17
912796K73	US Treasury Bill 0.045% Due 01/13/2022	9,000,000.00	10/14/2021 0.05%	8,999,178.75	99.99 0.05%	8,999,178.75 0.00	1.56% 0.00	P-1 / A-1+ F-1+	0.20 0.20
912796K99	US Treasury Bill 0.051% Due 02/03/2022	9,000,000.00	10/14/2021 0.05%	8,998,813.25	99.99 0.05%	8,998,813.25 0.00	1.56% 0.00	P-1 / A-1+ F-1+	0.26 0.26
912796L98	US Treasury Bill 0.046% Due 03/03/2022	9,000,000.00	10/14/2021 0.05%	8,998,593.95	99.98 0.05%	8,998,593.95 0.00	1.56% 0.00	P-1 / A-1+ F-1+	0.34 0.34

Holdings Report

SDCRAA Consolidated - Account #10566

For the Month Ending October 31, 2021

CUSIP	Security Description	Par Value/Units	Purchase Date Book Yield	Book Value	Mkt Price Mkt YTM	Market Value Accrued Int.	% of Port. Gain/Loss	Moody/S&P Fitch	Maturity Duration
912828W89	US Treasury Note 1.875% Due 03/31/2022	8,000,000.00	12/23/2019 1.67%	8,035,937.50	100.73 0.12%	8,058,128.00 13,186.81	1.40% 22,190.50	Aaa / AA+ AAA	0.41 0.41
912828WZ9	US Treasury Note 1.750% Due 04/30/2022	2,750,000.00	11/17/2017 2.00%	2,720,781.25	100.82 0.10%	2,772,558.25 264.42	0.48% 51,777.00	Aaa / AA+ AAA	0.50 0.50
912828SV3	US Treasury Note 1.750% Due 05/15/2022	8,200,000.00	12/05/2017 2.09%	8,080,843.75	100.89 0.10%	8,273,029.20 66,290.76	1.44% 192,185.45	Aaa / AA+ AAA	0.54 0.54
912828XW5	US Treasury Note 1.750% Due 06/30/2022	8,200,000.00	12/05/2017 2.13%	8,063,546.88	101.09 0.11%	8,289,691.60 48,353.26	1.44% 226,144.72	Aaa / AA+ AAA	0.66 0.66
9128282P4	US Treasury Note 1.875% Due 07/31/2022	8,000,000.00	12/23/2019 1.68%	8,039,375.00	101.33 0.10%	8,106,248.00 37,907.61	1.41% 66,873.00	Aaa / AA+ AAA	0.75 0.75
912828L24	US Treasury Note 1.875% Due 08/31/2022	8,200,000.00	12/05/2017 2.14%	8,101,984.38	101.45 0.13%	8,319,154.20 26,332.87	1.44% 217,169.82	Aaa / AA+ AAA	0.83 0.83
912828L57	US Treasury Note 1.750% Due 09/30/2022	10,500,000.00	01/19/2018 2.39%	10,204,277.34	101.47 0.14%	10,654,224.00 16,153.85	1.85% 449,946.66	Aaa / AA+ AAA	0.92 0.91
912828M80	US Treasury Note 2.000% Due 11/30/2022	8,000,000.00	12/16/2019 1.66%	8,079,062.50	101.97 0.18%	8,157,504.00 67,322.40	1.42% 78,441.50	Aaa / AA+ AAA	1.08 1.07
912828R69	US Treasury Note 1.625% Due 05/31/2023	8,000,000.00	12/23/2019 1.70%	7,978,750.00	101.96 0.38%	8,156,872.00 54,699.45	1.42% 178,122.00	Aaa / AA+ AAA	1.58 1.56
912828V80	US Treasury Note 2.250% Due 01/31/2024	5,650,000.00	Various 2.14%	5,675,003.91	103.72 0.58%	5,860,112.20 32,126.70	1.02% 185,108.29	Aaa / AA+ AAA	2.25 2.19
912828YV6	US Treasury Note 1.500% Due 11/30/2024	8,000,000.00	10/14/2021 0.64%	8,211,562.50	102.14 0.79%	8,171,560.00 50,491.80	1.42% (40,002.50)	Aaa / AA+ AAA	3.08 2.99
912828Z52	US Treasury Note 1.375% Due 01/31/2025	6,000,000.00	09/29/2021 0.62%	6,150,000.00	101.73 0.83%	6,104,064.00 20,849.18	1.06% (45,936.00)	Aaa / AA+ AAA	3.25 3.17

Holdings Report

SDCRAA Consolidated - Account #10566

For the Month Ending October 31, 2021

CUSIP	Security Description	Par Value/Units	Purchase Date Book Yield	Book Value	Mkt Price Mkt YTM	Market Value Accrued Int.	% of Port. Gain/Loss	Moody/S&P Fitch	Maturity Duration
912828ZF0	US Treasury Note 0.500% Due 03/31/2025	6,000,000.00	09/09/2021 0.55%	5,989,687.50	98.71 0.89%	5,922,420.00 2,637.36	1.02% (67,267.50)	Aaa / AA+ AAA	3.42 3.37
912828ZT0	US Treasury Note 0.250% Due 05/31/2025	6,000,000.00	09/09/2021 0.59%	5,925,234.38	97.56 0.94%	5,853,516.00 6,311.48	1.01% (71,718.38)	Aaa / AA+ AAA	3.58 3.55
91282CAB7	US Treasury Note 0.250% Due 07/31/2025	5,000,000.00	10/12/2021 0.83%	4,891,601.56	97.32 0.98%	4,866,210.00 3,158.97	0.84% (25,391.56)	Aaa / AA+ AAA	3.75 3.71
91282CAJ0	US Treasury Note 0.250% Due 08/31/2025	9,000,000.00	10/14/2021 0.85%	8,795,390.63	97.16 1.01%	8,744,418.00 3,853.59	1.51% (50,972.63)	Aaa / AA+ AAA	3.84 3.79
91282CAT8	US Treasury Note 0.250% Due 10/31/2025	7,000,000.00	07/28/2021 0.62%	6,891,718.75	96.90 1.04%	6,783,161.00 48.34	1.17% (108,557.75)	Aaa / AA+ AAA	4.00 3.96
91282CBC4	US Treasury Note 0.375% Due 12/31/2025	7,000,000.00	07/28/2021 0.65%	6,917,148.44	97.14 1.08%	6,799,569.00 8,845.11	1.18% (117,579.44)	Aaa / AA+ AAA	4.17 4.11
91282CBH3	US Treasury Note 0.375% Due 01/31/2026	7,000,000.00	07/28/2021 0.66%	6,910,312.50	97.00 1.10%	6,790,273.00 6,633.83	1.18% (120,039.50)	Aaa / AA+ AAA	4.25 4.19
91282CBQ3	US Treasury Note 0.500% Due 02/28/2026	9,000,000.00	10/14/2021 0.97%	8,820,703.13	97.45 1.10%	8,770,428.00 7,707.18	1.52% (50,275.13)	Aaa / AA+ AAA	4.33 4.26
91282CBT7	US Treasury Note 0.750% Due 03/31/2026	7,500,000.00	08/13/2021 0.78%	7,489,453.13	98.39 1.12%	7,379,587.50 4,945.05	1.28% (109,865.63)	Aaa / AA+ AAA	4.42 4.32
91282CCF6	US Treasury Note 0.750% Due 05/31/2026	7,500,000.00	08/13/2021 0.80%	7,482,128.91	98.25 1.14%	7,368,750.00 23,668.03	1.28% (113,378.91)	Aaa / AA+ AAA	4.58 4.47
91282CCP4	US Treasury Note 0.625% Due 07/31/2026	6,000,000.00	09/09/2021 0.79%	5,952,890.63	97.49 1.17%	5,849,532.00 9,476.90	1.01% (103,358.63)	Aaa / AA+ AAA	4.75 4.65

Holdings Report

SDCRAA Consolidated - Account #10566

For the Month Ending October 31, 2021

CUSIP	Security Description	Par Value/Units	Purchase Date Book Yield	Book Value	Mkt Price Mkt YTM	Market Value Accrued Int.	% of Port. Gain/Loss	Moody/S&P Fitch	Maturity Duration
91282CCW9	US Treasury Note 0.750% Due 08/31/2026	7,000,000.00	09/28/2021 1.01%	6,913,046.88	98.02 1.17%	6,861,092.00 8,991.71	1.19% (51,954.88)	Aaa / AA+ AAA	4.84 4.72
TOTAL US Treasury		213,000,000.00	1.14%	211,884,507.87	0.55%	212,434,197.90 609,177.72	36.84% 549,690.03	Aaa / AA+ Aaa	2.20 2.17
TOTAL PORTFOLIO		547,665,708.90	1.20%	572,416,712.01	0.47%	576,446,444.26 1,780,463.89	100.00% 4,029,732.25	Aa1 / AA+ Aaa	1.37 1.34
TOTAL MARKET VALUE PLUS ACCRUALS						578,226,908.15			

Transactions Ledger

SDCRAA Consolidated - Account #10566

October 1, 2021 through October 31, 2021

Transaction Type	Settlement Date	CUSIP	Quantity	Security Description	Price	Acq/Disp Yield	Amount	Interest Pur/Sold	Total Amount	Gain/Loss
ACQUISITIONS										
Purchase	10/01/2021	89114QCK2	4,000,000.00	Toronto Dominion Bank Note 0.75% Due: 09/11/2025	98.710	1.08%	3,948,400.00	1,666.67	3,950,066.67	0.00
Purchase	10/13/2021	91282CAB7	5,000,000.00	US Treasury Note 0.25% Due: 07/31/2025	97.832	0.83%	4,891,601.56	2,513.59	4,894,115.15	0.00
Purchase	10/15/2021	912796K73	9,000,000.00	US Treasury Bill 0.045% Due: 01/13/2022	99.989	0.05%	8,998,987.50	0.00	8,998,987.50	0.00
Purchase	10/15/2021	912796K99	9,000,000.00	US Treasury Bill 0.051% Due: 02/03/2022	99.984	0.05%	8,998,598.63	0.00	8,998,598.63	0.00
Purchase	10/15/2021	912796L98	9,000,000.00	US Treasury Bill 0.046% Due: 03/03/2022	99.982	0.05%	8,998,398.03	0.00	8,998,398.03	0.00
Purchase	10/15/2021	912828YV6	8,000,000.00	US Treasury Note 1.5% Due: 11/30/2024	102.645	0.64%	8,211,562.50	44,918.03	8,256,480.53	0.00
Purchase	10/15/2021	91282CAJ0	9,000,000.00	US Treasury Note 0.25% Due: 08/31/2025	97.727	0.85%	8,795,390.63	2,796.96	8,798,187.59	0.00
Purchase	10/15/2021	91282CBQ3	9,000,000.00	US Treasury Note 0.5% Due: 02/28/2026	98.008	0.97%	8,820,703.13	5,593.92	8,826,297.05	0.00
Purchase	10/18/2021	4581X0DZ8	2,000,000.00	Inter-American Dev Bank Note 0.5% Due: 09/23/2024	99.606	0.64%	1,992,120.00	694.44	1,992,814.44	0.00
Purchase	10/18/2021	78015K7H1	1,000,000.00	Royal Bank of Canada Note 1.15% Due: 06/10/2025	99.918	1.17%	999,180.00	4,088.89	1,003,268.89	0.00

Transactions Ledger

SDCRAA Consolidated - Account #10566

October 1, 2021 through October 31, 2021

Transaction Type	Settlement Date	CUSIP	Quantity	Security Description	Price	Acq/Disp Yield	Amount	Interest Pur/Sold	Total Amount	Gain/Loss
ACQUISITIONS										
Purchase	10/18/2021	89114QCK2	1,000,000.00	Toronto Dominion Bank Note 0.75% Due: 09/11/2025	98.517	1.14%	985,170.00	770.83	985,940.83	0.00
Purchase	10/24/2021	PP2118V\$7	5,452,192.12	EastWest Bank Deposit Account			5,452,192.12	0.00	5,452,192.12	0.00
	Subtotal		71,452,192.12				71,092,304.10	63,043.33	71,155,347.43	0.00
TOTAL ACQUISITIONS			71,452,192.12				71,092,304.10	63,043.33	71,155,347.43	0.00

Transactions Ledger

SDCRAA Consolidated - Account #10566

October 1, 2021 through October 31, 2021

Transaction Type	Settlement Date	CUSIP	Quantity	Security Description	Price	Acq/Disp Yield	Amount	Interest Pur/Sold	Total Amount	Gain/Loss
DISPOSITIONS										
Maturity	10/12/2021	3130AF5B9	4,500,000.00	FHLB Note 3% Due: 10/12/2021	100.000		4,500,000.00	0.00	4,500,000.00	6,615.00
Maturity	10/24/2021	PP2118\$04	5,452,192.12	EastWest Bank Collateralized CD 1.8% Due: 10/24/2021	100.000		5,452,192.12	0.00	5,452,192.12	32,764.61
Maturity	10/31/2021	912828T67	7,700,000.00	US Treasury Note 1.25% Due: 10/31/2021	100.000		7,700,000.00	0.00	7,700,000.00	207,238.28
	Subtotal		17,652,192.12				17,652,192.12	0.00	17,652,192.12	246,617.89
TOTAL DISPOSITIONS			17,652,192.12				17,652,192.12	0.00	17,652,192.12	246,617.89

Transactions Ledger for Bonds

SDCRAA Consolidated Bond Reserves - Account #10592

October 1, 2021 through October 31, 2021

Transaction Type	Settlement Date	CUSIP	Quantity	Security Description	Price	Acq/Disp Yield	Amount	Interest Pur/Sold	Total Amount	Gain/Loss
DISPOSITIONS										
Sale	10/27/2021	31846V807	6,872,211.00	First American Government Obligation Funds			6,872,211.00	0.00	6,872,211.00	0.00
	Subtotal		6,872,211.00				6,872,211.00	0.00	6,872,211.00	0.00
TOTAL DISPOSITIONS			6,872,211.00				6,872,211.00	0.00	6,872,211.00	0.00

Important Disclosures

2021 Chandler Asset Management, Inc, An Independent Registered Investment Adviser.

Information contained herein is confidential. Prices are provided by IDC, an independent pricing source. In the event IDC does not provide a price or if the price provided is not reflective of fair market value, Chandler will obtain pricing from an alternative approved third party pricing source in accordance with our written valuation policy and procedures. Our valuation procedures are also disclosed in Item 5 of our Form ADV Part 2A.

Performance results are presented gross-of-advisory fees and represent the client's Total Return. The deduction of advisory fees lowers performance results. These results include the reinvestment of dividends and other earnings. Past performance may not be indicative of future results. Therefore, clients should not assume that future performance of any specific investment or investment strategy will be profitable or equal to past performance levels. All investment strategies have the potential for profit or loss. Economic factors, market conditions or changes in investment strategies, contributions or withdrawals may materially alter the performance and results of your portfolio.

Index returns assume reinvestment of all distributions. Historical performance results for investment indexes generally do not reflect the deduction of transaction and/or custodial charges or the deduction of an investment management fee, the incurrence of which would have the effect of decreasing historical performance results. It is not possible to invest directly in an index.

Source ice Data Indices, LLC ("ICE"), used with permission. ICE permits use of the ICE indices and related data on an "as is" basis; ICE, its affiliates and their respective third party suppliers disclaim any and all warranties and representations, express and/or implied, including any warranties of merchantability or fitness for a particular purpose or use, including the indices, index data and any data included in, related to, or derived therefrom. Neither ICE data, its affiliates or their respective third party providers guarantee the quality, adequacy, accuracy, timeliness or completeness of the indices or the index data or any component thereof, and the indices and index data and all components thereof are provided on an "as is" basis and licensee's use it at licensee's own risk. ICE data, its affiliates and their respective third party do not sponsor, endorse, or recommend chandler asset management, or any of its products or services.

This report is provided for informational purposes only and should not be construed as a specific investment or legal advice. The information contained herein was obtained from sources believed to be reliable as of the date of publication, but may become outdated or superseded at any time without notice. Any opinions or views expressed are based on current market conditions and are subject to change. This report may contain forecasts and forward-looking statements which are inherently limited and should not be relied upon as indicator of future results. Past performance is not indicative of future results. This report is not intended to constitute an offer, solicitation, recommendation or advice regarding any securities or investment strategy and should not be regarded by recipients as a substitute for the exercise of their own judgment.

Fixed income investments are subject to interest, credit and market risk. Interest rate risk: the value of fixed income investments will decline as interest rates rise. Credit risk: the possibility that the borrower may not be able to repay interest and principal. Low rated bonds generally have to pay higher interest rates to attract investors willing to take on greater risk. Market risk: the bond market in general could decline due to economic conditions, especially during periods of rising interest rates.

Ratings information have been provided by Moody's, S&P and Fitch through data feeds we believe to be reliable as of the date of this statement, however we cannot guarantee its accuracy.

Security level ratings for U.S. Agency issued mortgage-backed securities ("MBS") reflect the issuer rating because the securities themselves are not rated. The issuing U.S. Agency guarantees the full and timely payment of both principal and interest and carries a AA+/Aaa/AAA by S&P, Moody's and Fitch respectively.

Benchmark Disclosures

ICE BofA 0-5 Yr US Treasury Index

The ICE BofA 0-5 Year US Treasury Index tracks the performance of US Dollar denominated Sovereign debt publicly issued by the US government in its domestic market with maturities less than five years. Qualifying securities must have at least 18 months to maturity at point of issuance, at least one month and less than five years remaining term to final maturity, a fixed coupon schedule and a minimum amount outstanding of \$1 billion.

San Diego County Regional Airport Authority

Update on Revolver Draws and Outstanding Balances

Presented by Geoff Bryant, Finance Manager

Finance Committee November 22, 2021



Revolving Credit Facility Balances

- Initial Draw made on August 12, 2021, Balances and Rate shown at August month end.
- Balances will be utilized to fund preliminary spending on the New T1 project

SERIES	OCT. 31 BALANCE	RATE	MONTHLY INTEREST AND FEES
AMT	40,100,000	0.55%	18,379
Non-AMT	40,000,000	0.55%	18,334
UNUTILIZED BALANCE	119,900,000	0.00%	-
TOTAL	\$ 200,000,000		\$ 36,713

Questions?

ITEM 5
UPDATE ON 2021 GENERAL
AIRPORT REVENUE BOND
SALE

(There are no backup materials for this item)

Executive Committee Staff Report

Meeting Date: November 22, 2021

Subject:

Pre-Approval of Travel Requests and Approval of Business and Travel Expense Reimbursement Requests for Board Members, the President/CEO, the Chief Auditor and General Counsel

Recommendation:

Pre-approve Travel Requests and approve Business and Travel Expense Reimbursement Requests.

Background/Justification:

Authority Policy 3.30 (3)(b) and (4) require that travel and business expense reimbursements of Board Members, the President/CEO, the Chief Auditor and the General Counsel be approved or pre-approved by the Executive Committee and presented to the Board for its information at its next regularly scheduled meeting.

On August 23, 2021, the Executive Committee pre-approved set dollar amounts for routine, in-town business expenses to be used during Fiscal Year 2021 for the President/CEO, General Counsel and Chief Auditor as authorized in Policy 3.30(3)(b)(i)(C).

The attached reports are being presented to comply with the requirements of Policy 3.30.

Fiscal Impact:

Funds for Business and Travel expenses are included in the FY 2022 Budget.

Authority Strategies/Focus Areas:

This item supports one or more of the following (*select at least one under each area*):

Strategies

- Community Strategy Customer Strategy Employee Strategy Financial Strategy Operations Strategy

Focus Areas

- Advance the Airport Development Plan Transform the Customer Journey Optimize Ongoing Business

Environmental Review:

- A. CEQA: This Board action is not a project that would have a significant effect on the environment as defined by the California Environmental Quality Act ("CEQA"), as amended. 14 Cal. Code Regs. §15378. This Board action is not a "project" subject to CEQA. Cal. Pub. Res. Code §21065.
- B. California Coastal Act Review: This Board action is not a "development" as defined by the California Coastal Act. Cal. Pub. Res. Code §30106.
- C. NEPA: This Board action is not a project that involves additional approvals or actions by the Federal Aviation Administration ("FAA") and, therefore, no formal review under the National Environmental Policy Act ("NEPA") is required.

Application of Inclusionary Policies:

Not applicable.

Prepared by:

Tony R. Russell
Director, Board Services/Authority Clerk

**OUT OF TOWN
TRAVEL
REQUEST**

Kim Becker

**SAN DIEGO COUNTY REGIONAL AIRPORT AUTHORITY
OUT-OF-TOWN TRAVEL REQUEST**

GENERAL INSTRUCTIONS:

- A. All out-of-town travel requests must conform to applicable provisions of Policy 3.30.
- B. Once traveler completes form, submit to the traveler's Administrator for approval (for Board Members, President/CEO, General Counsel and Chief Auditor, Administrator is Board Executive Committee).

TRAVELER INFORMATION:

Traveler Name: Kimberly J. Becker Department: Executive, BU6
 Position: Board Member President/CEO General Counsel Chief Auditor
 All Other Authority Employees

DATE OF REQUEST: 11/05/2020 DATE OF DEPARTURE/RETURN: 02/05/2022 / 02/11/2022

DESTINATION / BUSINESS PURPOSE:

Destination: Rancho Mirage, CA Business Purpose: ACI – Winter Board Meeting & CEO Forum

PROJECTED OUT-OF-TOWN TRAVEL EXPENSES:

A. Transportation Costs:	
• Airfare <input type="checkbox"/> check box for business class or equivalent (international only)	\$ _____
• Rental Car	\$ _____
• Other Transportation (Taxi, TNC, Train, Bus)	\$ _____
• Auto (Gas, Parking/Tolls, Mileage)	\$ <u>250.00</u>
B. Lodging	\$ <u>1600.00</u>
C. Meals and Incidental Expenses (<u>Per Diem</u>)	\$ <u>500.00</u>
D. Seminar and Conference Fees	\$ <u>845.00</u>
E. Entertainment	\$ _____
TOTAL PROJECTED TRAVEL EXPENSES	\$ <u>3,195.00</u>

CERTIFICATION BY TRAVELER

By my signature below, I certify the following:

1. The above-listed projected out-of-town travel expenses conform to Policy 3.30, are reasonable and directly related to Authority business; and
2. I have attended training regarding my responsibilities pursuant to Policy 3.30 within the past two years.

Travelers Signature:  Date: Nov 5, 2021

CERTIFICATION BY ADMINISTRATOR (If Administrator is Executive Committee, Clerk certifies below.)

By my signature below, I certify the following:

1. I have reviewed this out-of-town travel request and made inquiries to determine that the out-of-town travel and identified expenses are directly related to and necessary for the advancement of the Authority's business and reasonable in comparison to the anticipated benefits to the Authority; and
2. I have attended training regarding my responsibilities pursuant to Policy 3.30 within the past two years.

Administrator's Signature: _____ Date: _____

AUTHORITY CLERK CERTIFICATION ON BEHALF OF EXECUTIVE COMMITTEE

I, _____, certify that this document was approved
(Name of Clerk)
 by the Executive Committee at its _____ meeting.
(Meeting Date)

[View in a browser.](#)

THE VOICE OF AIRPORTS



Kimberly:

We look forward to seeing so many of you in Reno for the 2021 ACI-NA Annual Conference and Exhibition starting this weekend. We last gathered as an industry for this event in 2019 in Tampa. I, for one, am thrilled with the opportunity for the industry to come together as we plan for the future.

Those of you joining us in Reno – and those following along at home from our Centerlines LIVE coverage – will hear about “Reconnecting Possibility.” Our industry is made up of smart, dedicated, and passionate people who are driven by excellence, innovation, and sustainability. We are stronger together. By reconnecting as an industry following the prolonged crisis we’ve endured the last 18 months, we can create the next generation of possibility for our industry.

For me, “Reconnecting Possibility” is far more than a conference theme. It’s our mission as your trade association. ACI-NA exists to provide you with advocacy, education, professional development, and so much more. **That’s why I’m excited to invite you to join us for our 2022 CEO Forum.**

Each year, this event draws together the top leaders from across our industry for executive level learning to keep you ahead of a rapidly changing and dynamic industry. **Our 2022 CEO Forum will be held February 9 – 11, 2022, in Rancho Mirage, CA at the [Westin Mission Hills Golf Resort and Spa](#).**

While we will share additional information shortly – including our impactful agenda – I encourage you to book your hotel reservations now. **You can make your hotel reservations [here](#).**

Stayed tuned for more!

Sincerely,

A handwritten signature in black ink that reads "Kevin M. Burke".

Kevin M. Burke
President and CEO
Airports Council International – North America

YOUR TRIP TO:

71333 Dinah Shore Dr

San Diego to Rancho Mirage
270 miles Roundtrip

Scan this QR code for
directions on your mobile
device:



2 HR 17 MIN | 135 MI

Est. fuel cost: \$17.30

Trip time based on traffic conditions as of 4:51 PM on November 5, 2021. Current Traffic: Heavy



Print a full health report of your car with HUM vehicle diagnostics (800) 906-2501



1. Start out going east on Laurel St toward Pamo Ave.

Then 0.07 miles

0.07 total miles



2. Turn left onto 32nd St.

Then 1.14 miles

1.21 total miles



3. Turn right onto University Ave.

University Ave is just past N Park Way.

Then 0.22 miles

1.43 total miles



4. Merge onto I-805 N.

Then 4.57 miles

6.00 total miles



5. Merge onto CA-163 N via EXIT 20B toward Escondido.

Then 4.85 miles

10.85 total miles



6. CA-163 N becomes I-15 N.

Then 48.56 miles

59.41 total miles



7. Take the CA-79 N/Winchester Road exit, EXIT 61.

Then 0.25 miles

59.66 total miles



8. Turn right onto Winchester Rd/CA-79.

If you reach I-15 N you've gone about 0.2 miles too far.

Then 13.34 miles

73.00 total miles



9. Turn right onto Domenigoni Pkwy.

Domenigoni Pkwy is 0.2 miles past Patton Rd.

Then 7.03 miles

80.03 total miles



10. Turn left onto State St/County Hwy-R3.

State St is just past S State St.


Then 6.82 miles


86.85 total miles


- 


11. Turn **left** onto W Ramona Expy/CA-79.
Then 2.39 miles 89.23 total miles
- 

12. Turn **right** onto N Sanderson Ave/CA-79. Continue to follow CA-79.
CA-79 is 0.8 miles past Record Rd.
Then 7.91 miles 97.14 total miles
- 

13. Merge onto I-10 E.
If you reach E 5th St you've gone a little too far.
Then 35.02 miles 132.16 total miles
- 


14. Take the **Bob Hope Dr** exit, EXIT 130.
Then 0.31 miles 132.48 total miles
- 


15. Turn **right** onto Bob Hope Dr.
If you reach I-10 E you've gone about 0.2 miles too far.
Then 1.30 miles 133.78 total miles
- 

16. Turn **right** onto Dinah Shore Dr.
Then 0.66 miles 134.44 total miles
- 

17. Turn **left**.
Just past Del Webb Way.


If you reach Alamos Rd you've gone about 0.3 miles too far.
Then 0.04 miles 134.48 total miles
- 

18. Turn **right**.
Just past Dinah Shore Dr.
Then 0.11 miles 134.59 total miles
- 

19. Take the 1st **right**.
Then 0.01 miles 134.60 total miles
- 

20. Take the 1st **right** onto Dinah Shore Dr.
Then 0.03 miles 134.63 total miles
- 

21. 71333 Dinah Shore Dr, Rancho Mirage, CA 92270-1501, 71333 DINAH SHORE DR is on the right.

 Save to My Maps



U.S. General Services Administration

FY 2022 Per Diem Rates for Palm Springs, California

Meals & Incidentals (M&IE) Breakdown

Primary Destination	County	M&IE Total	Continental Breakfast/Breakfast	Lunch	Dinner	Incidental Expenses	First & Last Day of Travel
Palm Springs	Riverside	\$69	\$16	\$17	\$31	\$5	\$51.75

**SAN DIEGO COUNTY REGIONAL AIRPORT AUTHORITY
OUT-OF-TOWN TRAVEL REQUEST**

GENERAL INSTRUCTIONS:

- A. All out-of-town travel requests must conform to applicable provisions of Policy 3.30.
- B. Once traveler completes form, submit to the traveler's Administrator for approval (for Board Members, President/CEO, General Counsel and Chief Auditor, Administrator is Board Executive Committee).

TRAVELER INFORMATION:

Traveler Name: Kimberly J. Becker Department: Executive, BU6
 Position: Board Member President/CEO General Counsel Chief Auditor
 All Other Authority Employees

DATE OF REQUEST: 11/15/2021 DATE OF DEPARTURE/RETURN: 03/02/222 / 03/04/2022

DESTINATION / BUSINESS PURPOSE:

Destination: Washington, DC Business Purpose: ACI/AAAE Legislative Conference

PROJECTED OUT-OF-TOWN TRAVEL EXPENSES:

A. Transportation Costs:	
• Airfare <input checked="" type="checkbox"/> <i>check box for business class or equivalent (international only)</i>	\$ <u>700.00</u>
• Rental Car	\$ _____
• Other Transportation (Taxi, TNC, Train, Bus)	\$ <u>150.00</u>
• Auto (Gas, Parking/Tolls, Mileage)	\$ _____
B. Lodging	\$ <u>600.00</u>
C. Meals and Incidental Expenses (<u>Per Diem</u>)	\$ <u>240.00</u>
D. Seminar and Conference Fees	\$ <u>625.00</u>
E. Entertainment	\$ _____
TOTAL PROJECTED TRAVEL EXPENSES	\$ <u>2,315.00</u>

CERTIFICATION BY TRAVELER

By my signature below, I certify the following:

- The above-listed projected out-of-town travel expenses conform to Policy 3.30, are reasonable and directly related to Authority business; and
- I have attended training regarding my responsibilities pursuant to Policy 3.30 within the past two years.

Travelers Signature:  Date: Nov 15, 2021

CERTIFICATION BY ADMINISTRATOR (If Administrator is Executive Committee, Clerk certifies below.)

By my signature below, I certify the following:

- I have reviewed this out-of-town travel request and made inquiries to determine that the out-of-town travel and identified expenses are directly related to and necessary for the advancement of the Authority's business and reasonable in comparison to the anticipated benefits to the Authority; and
- I have attended training regarding my responsibilities pursuant to Policy 3.30 within the past two years.

Administrator's Signature: _____ Date: _____

AUTHORITY CLERK CERTIFICATION ON BEHALF OF EXECUTIVE COMMITTEE

I, _____, certify that this document was approved
 (Name of Clerk)
 by the Executive Committee at its _____ meeting.
 (Meeting Date)



2022 ACI-NA/AAAE Washington Legislative Conference

[EVENT](#)

[REGISTRATION](#)

[HOTEL](#)

[COVID-19 POLICIES](#)

2022 ACI-NA/AAAE Washington Legislative Conference

March 3 – 4, 2022

Airports will take on Capitol Hill for the 2022 ACI-NA/AAAE Washington Legislative Conference. This two-day conference will give airport industry leaders the opportunity to hear directly from members of Congress, administration officials, and Capitol Hill staff about what the airport industry can expect from Washington in the year ahead. Don't miss your chance to meet with your members of Congress as we gear up to advance airport priorities in 2022.

Who Should Attend

Any professional interested in learning about aviation trends or meeting industry leaders, including:

- Airport Directors
- Legislative Affairs Committee Members
- Airport Commissioners
- Airport Operators



2022 ACI-NA/AAAE Washington Legislative Conference

REGISTER NOW

EVENT	REGISTRATION	HOTEL	COVID-19 POLICIES
	Early Bird Registration (Until January 21)		Regular Registration (After January 21)
ACI-NA/AAAE Member	\$625		\$725
Non-Member	\$850		\$950
Federal Government	\$300		\$300



2022 ACI-NA/AAAE Washington Executive Conference

REGISTRATION

EVENT

REGISTRATION

HOTEL

COVID-19 POLICIES



Hyatt Regency Washington

400 New Jersey Avenue
Washington, DC 20001
(202) 737-1234

The ACI-NA discounted rate is \$260.00 per room, single/double occupancy, per night plus applicable taxes. Rooms are available until the booking deadline, **Tuesday, February 8, 2022** or until sold out, whichever comes first.

A deposit of one (1) night's room/tax is required at time of booking. This deposit is refundable if reservation is canceled 72 hours prior to arrival.

www.hyatt.com

FY 2022 Per Diem Rates for District of Columbia, District of Columbia

Meals & Incidentals (M&IE) Breakdown

Primary Destination	County	M&IE Total	Continental Breakfast/Breakfast	Lunch	Dinner	Incidental Expenses	First & Last Day of Travel
District of Columbia	Washington DC (also the cities of Alexandria, Falls Church and Fairfax, and the counties of Arlington and Fairfax, in Virginia; and the counties of Montgomery and Prince George's in Maryland)	\$79	\$18	\$20	\$36	\$5	\$59.25

Executive Committee Staff Report

Meeting Date: November 22, 2021

Subject:

Establish the Date and Time of Board and ALUC Meetings for 2022, as Indicated on the Proposed 2022 Master Calendar of Board and Committee Meetings

Recommendation:

Forward this item to the Board with a recommendation for approval.

Background/Justification:

A Pursuant to the Ralph M. Brown Act Cal. Gov. Code (§54954(a)), a legislative body shall provide for the time and place for holding regular meetings by ordinance, resolution, or by-laws. Authority Policy 1.30(2) establishes criteria for scheduling regular meetings of the Board and Airport Land Use Commission and Authority Policy 1.20(2)(a) establishes the criteria for scheduling the time and date of Committee meetings.

The proposed calendar was developed in accordance with the Ralph M. Brown Act and the criteria adopted by the Board. The objective is to provide consistency for public participation and the dissemination of information.

Meetings for the Audit and Executive Personnel and Compensation Committee are scheduled to accommodate review of external audits and the performance evaluations for the President/CEO, Chief Auditor and General Counsel, respectively.

A Special Board Meeting is scheduled in March to accommodate a possible Board Retreat.

The proposed 2022 Master Calendar of Board and Committee meetings is attached as Exhibit A.

Fiscal Impact:

Not Applicable.

Authority Strategies/Focus Areas:

This item supports one or more of the following (*select at least one under each area*):

Strategies

- Community Strategy Customer Strategy Employee Strategy Financial Strategy Operations Strategy

Focus Areas

- Advance the Airport Development Plan Transform the Customer Journey Optimize Ongoing Business

Environmental Review:

- A. CEQA: This Board action is not a project that would have a significant effect on the environment as defined by the California Environmental Quality Act ("CEQA"), as amended. 14 Cal. Code Regs. §15378. This Board action is not a "project" subject to CEQA. Cal. Pub. Res. Code §21065.
- B. California Coastal Act Review: This Board action is not a "development" as defined by the California Coastal Act. Cal. Pub. Res. Code §30106.
- C. NEPA: This Board action is not a project that involves additional approvals or actions by the Federal Aviation Administration ("FAA") and, therefore, no formal review under the National Environmental Policy Act ("NEPA") is required.

Application of Inclusionary Policies:

Not applicable.

Prepared by:

Tony R. Russell
Director, Board Services/Authority Clerk

DRAFT - 2022 MASTER CALENDAR OF BOARD AND COMMITTEE MEETINGS

	ALUC/BOARD 1 st Thursday of Month	EXECUTIVE/FINANCE COMMITTEES (Monday of the Week Preceding the Board meeting)	AUDIT COMMITTEE Monday (Quarterly)	EXECUTIVE PERSONNEL AND COMPENSATION COMMITTEE Thursday	CAPITAL IMPROVEMENT PROGRAM OVERSIGHT COMMITTEE Quarterly Thursday
Month	9:00 AM	9:00 AM	10:00 AM	9:00 AM	10:00AM
January	6	24		27	20
February	3	17	7		
March	3	28		24	
March	18 & 19 Board Retreat				
April	7	25			21 Special Board Meeting Capital Budget Workshop
May	5	23	9	26	
May	12 Budget Workshop				
June	2	27			
July	7				21
August		22		25	
September	1	26	12		
October	6	24			20
November	3	21	14		
December	1	22			

**BOLD - Denotes a change in the regular schedule due to holidays and conflicts with other Board or Committee meetings.
2022 Holidays - (Jan. 1; Jan. 17; Feb. 21; Mar. 31, May 30; Jul. 4; Sept. 5; Nov. 11; Nov. 24 & 25; Dec. 23 & 26; Dec. 30)**

Board Members

Gil Cabrera (Chair)
Paul Robinson (Vice Chair)
Catherine Blakespear
Mary Casillas Salas
Robert T. Lloyd
Paul McNamara
Johanna Schiavoni
Nora E. Vargas
Marni von Wilpert

DRAFT

Board Meeting Agenda

Thursday, December 2, 2021

9:00 A.M.

San Diego International Airport
SDCRAA Administration Building
3225 N. Harbor Drive
San Diego, California 92101

Ex-Officio Board Members

Col. Thomas M. Bedell
Gustavo Dallarda
Gayle Miller

President/CEO

Kimberly J. Becker

This meeting of the San Diego County Regional Airport Authority Audit Committee will be conducted pursuant to the provisions of California Assembly Bill 361 which suspends certain requirements of the Ralph M. Brown Act. On November 4, 2021, the San Diego County Regional Airport Authority Board adopted Resolution Number 2021-0123 finding that as a result of the continuing State of Emergency and the fact that local officials have recommended measures to promote social distancing and a finding that meeting in person continues to present imminent risks to the health and safety of attendees, it is in the best interest of the Authority and the public to continue to conduct meetings of the Board's standing committees virtually pursuant to AB 361. Therefore, in the interest of public health, all Board and Committee Members will be participating in the meeting electronically. In accordance with Assembly Bill 361 and Authority Board Resolution No. 2021-0123, there will be no members of the public in attendance at the Board Meeting. We are providing alternatives to in-person attendance for viewing and participating in the meeting. In lieu of in-person attendance, members of the public may submit their comments in the following manner.

Public Comment during Board/Committee Meetings

If you'd like to speak to the Board live during the meeting, please follow these steps to request to speak:

- **Step 1:** Watch the meeting via the live Webcast located at the following link, <https://www.san.org/Airport-Authority/Meetings-Agendas/authority-board?EntryId=13949>
PLEASE NOTE: There is approximately 20 seconds of lag time between the meeting and the Webcast.
- **Step 2:** When the Chair introduces the item that you would like to comment on, *(or indicates that it is time for Non-Agenda Public Comment)*, call into the public comment line by following the following directions:
REMINDER: Please do not call until the item you want to comment on is being discussed.

Thursday, December 2, 2021

1. **Dial 1-619-737-2396**
2. **When prompted, input Conference ID: xxx xxx xxxx**
3. **You will then hear: "If you're the meeting organizer, press star now. You are now joining the meeting." Ignore this message.**
4. **After a few seconds, you will hear: "Please wait for the leader to admit you into the meeting, thank you for your patience." This is an indication that you are in the waiting room, Authority staff will admit you into the meeting when it is your time to speak.**
5. **After being admitted into the meeting, your microphone will be live, please turn off your webcast to avoid feedback. Staff will then ask you to state your name and begin your comments.**

Written Non-Agenda Public comment and/or Public Comment on agenda items may also be submitted to the Authority clerk at clerk@san.org. Comments received no later than 8:30 a.m. on the day of the meeting will be distributed to the Board or Committee and included in the record.

How to Watch the Meeting

You may also view the meeting online at the following link: <https://www.san.org/Airport-Authority/Meetings-Agendas/authority-board?EntryId=13949>

Requests for Accessibility Modifications or Accommodations

As required by the Americans with Disabilities Act (ADA), requests for agenda information to be made available in alternative formats, and any requests for disability-related modifications or accommodations required to facilitate meeting participation, including requests for alternatives to observing meetings and offering public comment as noted above, may be made by contacting the Authority Clerk at (619) 400-2550 or clerk@san.org. The Authority is committed to resolving accessibility requests swiftly in order to maximize accessibility.

This Agenda contains a brief general description of each item to be considered. The indication of a recommended action does not indicate what action (if any) may be taken. **Please note that agenda items may be taken out of order.** If comments are made to the Board without prior notice or are not listed on the Agenda, no specific answers or responses should be expected at this meeting pursuant to State law.

Staff Reports and documentation relating to each item of business on the Agenda are on file in Board Services and are available for public inspection.

Note: Pursuant to Authority Code Section 2.15, all Lobbyists shall register as an Authority Lobbyist with the Authority Clerk within ten (10) days of qualifying as a lobbyist. A qualifying lobbyist is any individual who receives \$100 or more in any calendar month to lobby any Board Member or employee of the Authority for the purpose of influencing any action of the Authority. To obtain Lobbyist Registration Statement Forms, contact the Board Services/Authority Clerk Department.

Thursday, December 2, 2021

CALL TO ORDER:

ROLL CALL:

NEW BUSINESS:

1. **CONSIDERATION OF WHETHER TO CONTINUE VIRTUAL MEETINGS FOR AUTHORITY BOARD AND COMMITTEE MEETINGS PURSUANT TO AB 361:**
RECOMMENDATION: Adopt Resolution No. 2021-____, finding that it is in the best interest of the Authority and the public it serves to continue to hold virtual public meetings of the Board and its Committees because a declared state of emergency is ongoing and continues to directly impact the ability of the Board and its Committees to meet safely in person and state and local officials recommend measures to promote social distancing.
(Legal: Amy Gonzalez, General Counsel)

PRESENTATIONS:

- A. **2021 BOND SALE OUTCOME:**
Presented by John Dillon, Director, Finance & Risk Management

REPORTS FROM BOARD COMMITTEES, AD HOC COMMITTEES, AND CITIZEN COMMITTEES AND LIAISONS:

- **AUDIT COMMITTEE:**
Committee Members: Blakespear, Casillas Salas, Lloyd, Vann (Chair), Newsom, Vargas, Wong Nickerson
- **CAPITAL IMPROVEMENT PROGRAM OVERSIGHT COMMITTEE:**
Committee Members: Blakespear, Cabrera, McNamara (Chair), Schiavoni, von Wilpert
- **EXECUTIVE PERSONNEL AND COMPENSATION COMMITTEE:**
Committee Members: McNamara, Robinson (Chair), Schiavoni, Vargas
- **FINANCE COMMITTEE:**
Committee Members: Casillas Salas, Lloyd (Chair), Schiavoni, von Wilpert

Thursday, December 2, 2021

ADVISORY COMMITTEES

- **AUTHORITY ADVISORY COMMITTEE:**
Liaison: Casillas Salas (Primary), Robinson
- **ARTS ADVISORY COMMITTEE:**
Liaison: Schiavoni

LIAISONS

- **CALTRANS:**
Liaison: Dallarda
- **INTER-GOVERNMENTAL AFFAIRS:**
Liaison: Cabrera
- **MILITARY AFFAIRS:**
Liaison: Bedell
- **PORT:**
Liaisons: Robinson, Cabrera (Primary), Vargas
- **WORLD TRADE CENTER:**
Representatives: Robert H. Gleason

BOARD REPRESENTATIVES (EXTERNAL)

- **SANDAG BOARD OF DIRECTORS:**
Representative: Cabrera (Primary), Schiavoni
- **SANDAG TRANSPORTATION COMMITTEE:**
Representatives: Lloyd (Primary), Robinson

CHAIR REPORT:

PRESIDENT/CEO REPORT:

Thursday, December 2, 2021

NON-AGENDA PUBLIC COMMENT:

Non-Agenda Public Comment is reserved for members of the public wishing to address the Board on matters for which another opportunity to speak **is not provided on the Agenda**, and which is within the jurisdiction of the Board. Please submit a completed speaker slip to the Authority Clerk. ***Each individual speaker is limited to three (3) minutes. Applicants, groups and jurisdictions referring items to the Board for action are limited to five (5) minutes.***

Note: Persons wishing to speak on specific items should reserve their comments until the specific item is taken up by the Board.

CONSENT AGENDA (ITEMS 1- xx):

The consent agenda contains items that are routine in nature and non-controversial. Some items may be referred by a standing Board Committee or approved as part of the budget process. The matters listed under 'Consent Agenda' may be approved by one motion. Any Board Member may remove an item for separate consideration. Items so removed will be heard before the scheduled New Business Items, unless otherwise directed by the Chair.

2. APPROVAL OF MINUTES:

RECOMMENDATION: Approve the minutes of the November 4, 2021, regular Board meetings.

3. ACCEPTANCE OF BOARD AND COMMITTEE MEMBERS WRITTEN REPORTS ON THEIR ATTENDANCE AT APPROVED MEETINGS AND PRE-APPROVAL OF ATTENDANCE AT OTHER MEETINGS NOT COVERED BY THE CURRENT RESOLUTION:

RECOMMENDATION: Accept the reports and pre-approve Board Member attendance at other meetings, trainings and events not covered by the current resolution.

(Board Services: Tony R. Russell, Director/Authority Clerk)

4. AWARDED CONTRACTS, APPROVED CHANGE ORDERS FROM OCTOBER 11, 2021 THROUGH NOVEMBER 7, 2021 AND REAL PROPERTY AGREEMENTS GRANTED AND ACCEPTED FROM OCTOBER 11, 2021 THROUGH NOVEMBER 7, 2021:

RECOMMENDATION: Receive the report.

(Procurement: Jana Vargas, Director)

5. DECEMBER 2021 LEGISLATIVE REPORT:

RECOMMENDATION: Adopt Resolution No. 2021-____, approving the December 2021 Legislative Report.

(Government Relations: Matt Harris, Director)

Thursday, December 2, 2021

6. APPOINTMENTS TO BOARD COMMITTEES, LIAISON POSITIONS, OTHER REPRESENTATIVE AND ALTERNATE POSITIONS:

RECOMMENDATION: Adopt Resolution No. 2021-____, appointing Gil Cabrera as the primary advisory member and Johanna Schiavoni as the alternate advisory member to the SANDAG Board of Directors.

(Board Services: Tony R. Russell, Director/Authority Clerk)

CLAIMS

COMMITTEE RECOMMENDATIONS

7. ESTABLISH THE DATE AND TIME OF BOARD AND ALUC MEETINGS FOR 2022, AS INDICATED ON THE PROPOSED 2022 MASTER CALENDAR OF BOARD AND COMMITTEE MEETINGS:

RECOMMENDATION: The Executive Committee recommends that the Board Adopt Resolution No. 2021-____, establishing the date and time of Board and ALUC meetings; and Committee meetings for 2022 as indicated on the proposed 2022 Master Calendar of Board and Committee Meetings.

(Board Services: Tony R. Russell, Director/Authority Clerk)

8. FISCAL YEAR 2022 FIRST QUARTER REPORT FROM THE OFFICE OF THE CHIEF AUDITOR:

RECOMMENDATION: The Audit Committee recommends that the Board accept the report.

(Audit: Lee Parravano, Chief Auditor)

9. REVISION TO THE FISCAL YEAR 2022 AUDIT PLAN OF THE OFFICE OF THE CHIEF AUDITOR:

RECOMMENDATION: The Audit Committee recommends that the Board Adopt Resolution No. 2021-____, approving the revision to the Fiscal Year 2022 Audit Plan.

(Audit: Lee Parravano, Chief Auditor)

10. ACCEPTANCE OF THE EXTERNAL AUDITOR'S FISCAL YEAR ENDED JUNE 30, 2021 REPORTS: A) AUDITED FINANCIAL STATEMENTS, B) SINGLE AUDIT REPORTS, C) PASSENGER FACILITY CHARGE COMPLIANCE REPORT, D) CUSTOMER FACILITY CHARGE COMPLIANCE REPORT, AND E) LETTER TO THE BOARD:

RECOMMENDATION: The Audit Committee recommends that the Board accept the report.

(Scott Brickner, Vice President/CFO)

Thursday, December 2, 2021

11. ACCEPTANCE OF THE ANNUAL COMPREHENSIVE FINANCIAL REPORT FOR THE YEAR ENDED JUNE 30, 2021

RECOMMENDATION: The Audit Committee recommends that the Board accept the report.

(Scott Brickner, Vice President/CFO)

CONTRACTS AND AGREEMENTS

12. AUTHORIZE THE PRESIDENT/CEO TO NEGOTIATE AND EXECUTE A SIXTH AMENDMENT TO AGREEMENT 209162-OS WITH SP PLUS CORPORATION FOR RENTAL CAR CENTER (RCC) BUS OPERATIONS:

RECOMMENDATION: Adopt Resolution No. 2021-____, authorizing the President/CEO to negotiate and execute a Sixth Amendment to Agreement 209162-OS with SP Plus Corporation for Rental Car Center (RCC) Bus Operations to: 1) Extend the contract to September 30, 2022; 2) Revise the Scope of Work; and 3) Increase the maximum amount payable.

(Ground Transportation: Marc Nichols, Director)

13. AUTHORIZE THE PRESIDENT/CEO TO NEGOTIATE AND EXECUTE A SECOND AMENDMENT TO AGREEMENT 210753-OS WITH ACE PARKING MANAGEMENT, INC. FOR AIRPORT SHUTTLE SERVICES:

RECOMMENDATION: Adopt Resolution No. 2021-____, authorizing the President/CEO to negotiate and execute a Second Amendment to Agreement 210753-OS with Ace Parking Management, Inc. for Airport Shuttle Services to: 1) Extend the contract to September 30, 2022; 2) Revise the Scope of Work; and 3) Increase the maximum amount payable.

(Ground Transportation: Marc Nichols, Director)

14. APPROVE AND AUTHORIZE THE PRESIDENT/CEO TO NEGOTIATE AND EXECUTE A DRAINAGE EASEMENT WITH THE CITY OF SAN DIEGO:

RECOMMENDATION: Adopt Resolution No. 2021-____, approving and authorizing the President/CEO to negotiate and execute a drainage easement with the City of San Diego for the relocation of a portion of existing City owned storm drain infrastructure in support of the Airfield Improvements project.

(Airport Design and Construction: Bob Bolton, Director)

Thursday, December 2, 2021

15. AWARD A CONTRACT TO _____ FOR AIRCRAFT RESCUE & FIRE FIGHTING (ARFF) BUILDING HVAC IMPROVEMENTS AT SAN DIEGO INTERNATIONAL AIRPORT:

RECOMMENDATION: Adopt Resolution No. 2021-____, awarding a contract to _____ in the amount of \$_____ for Project No. 104291, Aircraft Rescue & Fire Fighting (ARFF) Building HVAC Improvements at San Diego International Airport.

(Airport Design and Construction: Bob Bolton, Director)

16. APPROVE AND AUTHORIZE THE PRESIDENT/CEO TO NEGOTIATE AND EXECUTE AN AMENDMENT TO A REIMBURSABLE AGREEMENT WITH THE DEPARTMENT OF TRANSPORTATION FEDERAL AVIATION ADMINISTRATION (FAA) FOR ENGINEERING AND TECHNICAL SUPPORT RELATED TO AIRPORT DEVELOPMENT PROGRAM ADP AIRSIDE IMPROVEMENTS:

RECOMMENDATION: Adopt Resolution No. 2021-XXXX, approving and authorizing the President/CEO to Negotiate and Execute an Amendment to a Reimbursable Agreement between the Department of Transportation Federal Aviation Administration (FAA) and the San Diego County Regional Airport Authority for engineering and technical support related to Airport Development Program ADP Airside Improvements.

(Airport Design and Construction: Bob Bolton, Director)

CONTRACTS AND AGREEMENTS AND/OR AMENDMENTS TO CONTRACTS AND AGREEMENTS EXCEEDING \$1 MILLION

17. AWARD A CONTRACT TO S&L SPECIALTY CONSTRUCTION, INC. FOR QUIETER HOME PROGRAM PHASE 11, GROUP 7, PROJECT NO. 381107 FIFTY-THREE (53) NON-HISTORIC SINGLE-FAMILY & MULTI-FAMILY UNITS ON THIRTY-SIX (36) RESIDENTIAL PROPERTIES LOCATED EAST AND WEST OF THE SAN DIEGO INTERNATIONAL AIRPORT:

RECOMMENDATION: Adopt Resolution No. 2021-____, awarding a contract to S&L Specialty Construction, Inc. in the amount of \$1,653,249.76 for Phase 11, Group 7, Project No. 381107, of the San Diego County Regional Airport Authority's ("Authority") Quieter Home Program.

(Planning & Environmental Affairs: Brendan Reed, Director)

Thursday, December 2, 2021

- 18. AWARD A CONTRACT TO G&G SPECIALTY CONTRACTORS, INC. FOR QUIETER HOME PROGRAM PHASE 11, GROUP 8, PROJECT NO. 381108 ONE-HUNDRED-TWELVE (112) NON-HISTORIC MULTI-FAMILY UNITS ON ONE (1) RESIDENTIAL PROPERTY LOCATED WEST OF THE SAN DIEGO INTERNATIONAL AIRPORT:**
RECOMMENDATION: Adopt Resolution No. 2021-____, awarding a contract to G&G Specialty Contractors, Inc. in the amount of \$2,651,337.95 for Phase 11, Group 8, Project No. 381108, of the San Diego County Regional Airport Authority's ("Authority") Quieter Home Program.
(Planning & Environmental Affairs: Brendan Reed, Director)
- 19. APPROVE AND AUTHORIZE THE PRESIDENT/CEO TO EXECUTE AN ON-CALL AGREEMENT FOR ARCHITECTURAL AND ENGINEERING CONSULTING SERVICES WITH THE JONES PAYNE GROUP, INC., FOR THE QUIETER HOME PROGRAM AND QUIETER NON-RESIDENTIAL PROGRAM:**
RECOMMENDATION: Adopt Resolution No. 2021-____, approving and authorizing the President/CEO to execute an on-call architectural and engineering consultant services agreement with The Jones Payne Group, Inc., for an amount not-to-exceed \$30,000,000 for a term of three years, with the option for two one-year extensions exercisable at the discretion of the President/CEO in support of the Quieter Home Program and Quieter Non-Residential Program.
(Planning & Environmental Affairs: Brendan Reed, Director)
- 20. APPROVE AND AUTHORIZE THE PRESIDENT/CEO TO EXECUTE AN ON-CALL MATERIALS TESTING & CONSTRUCTION SUPPORT SERVICES AGREEMENTS AT SAN DIEGO INTERNATIONAL AIRPORT:**
RECOMMENDATION: Adopt Resolution No. 2021-____, approving and authorizing the President/CEO to negotiate and execute an On-Call Material Testing & Construction Support Services Agreement with _____, for a term of five years, with the option for two one-year extensions at the sole discretion of the President/CEO, in an amount not-to-exceed \$5,000,000 in support of the Airport Development and Capital Improvement Programs at San Diego International Airport.
(Airport Design and Construction: Bob Bolton, Director)

PUBLIC HEARINGS:

OLD BUSINESS:

NEW BUSINESS (Continued):

Thursday, December 2, 2021

21. AUTHORIZE THE PRESIDENT/CEO TO NEGOTIATE AND EXECUTE AN AMENDMENT TO THE CONTRACT WITH THE TURNER-FLATIRON, A JOINT VENTURE FOR THE NEW T1 TERMINAL AND ROADWAYS TO INCLUDE A PERFORMANCE BASED INCENTIVE PROGRAM:

RECOMMENDATION: Adopt Resolution No. 2021-____, authorizing the President/CEO to negotiate and execute an amendment to the contract with the Turner-Flatiron, a Joint Venture for the New T1 Terminal, and Roadways to include a Performance Based Incentive Program.

(Airport Design and Construction: Bob Bolton, Director)

CLOSED SESSION:

22. CONFERENCE WITH LEGAL COUNSEL - EXISTING LITIGATION:

(Paragraph (1) of subdivision (d) of Cal. Gov. Code §54956.9)

Name of Case: Reya-Bolanos b. San Diego County Regional Airport Authority
San Diego Superior Court Case No. 37-2020-00015247-CU-PO-CTL

23. CONFERENCE WITH LEGAL COUNSEL - EXISTING LITIGATION:

(Paragraph (1) of subdivision (d) of Cal. Gov. Code §54956.9)

Name of Case: Future DB International, Inc. v. San Diego County Regional Airport Authority, et al.

San Diego Superior Court Case No. 37-2018-00001531-CU-CR-CTL

24. CONFERENCE WITH LEGAL COUNSEL - EXISTING LITIGATION:

(Paragraph (1) of subdivision (d) of Cal. Gov. Code §54956.9)

Name of case: Neighbors Against Noise and Traffic v. City of El Cajon, et al., San Diego Superior Court Case No. 37-2021-00016823-CU-TT-CTL

25. CONFERENCE WITH LEGAL COUNSEL - EXISTING LITIGATION:

(Significant exposure to litigation pursuant to paragraph (2) of subdivision (d) of Cal. Gov. Code §54956.9)

Order No. WQ 2019-0005-DWQ by the State Water Resources Control Board pertaining to PFAS

Number of potential cases: 1

26. CONFERENCE WITH LEGAL COUNSEL - EXISTING LITIGATION:

(Paragraph (1) of subdivision (d) of Cal. Gov. Code §54956.9)

Name of Case: John Van De Walker v. Brian K. Widener, et al., United States District Court Case No. 21-cv-1829-BAS-BGS

Thursday, December 2, 2021

27. CONFERENCE WITH REAL PROPERTY NEGOTIATORS:

(Government Code §54956.8)

Property: 2 parcels of land situated in the City of San Diego, County of San Diego, State of California, said parcels being a portion of that 231.21 acre tract of land acquired by Warranty Deed from San Diego Securities Company dated June 4, 1917 and recorded June 9, 1917 in Book 740 at page 61 of Deeds in the Office of the Recorder of San Diego County and a portion of that 180.34 acre tract of land acquired by Deed from the City of San Diego dated December 1, 1916 and recorded September 5, 1917 in Book 739 at page 307 of Deeds In the Office of the Recorder of San Diego County and said parcels being designated for the purpose of this description as Parcel 1 and Parcel 2. Parcel 1- approximately 14.03 acres of land and Parcel 2-approximately 2.39 acres of land as more specifically described in the Lease Agreement between the United States of America and the San Diego County Regional Airport Authority, Authority Lease No. LE-0107.

Agency negotiator: Hampton Brown, Matt Harris, Susan Diekman, Jim DeCock, Amy Gonzalez

Negotiating parties: David Bixler, Michael Oestericher, Russell Rang, Reid Merrill, Curtis Permito- United State of America, Department of the Navy

Under negotiation: Price and terms of payment

REPORT ON CLOSED SESSION:

GENERAL COUNSEL REPORT:

BUSINESS AND TRAVEL EXPENSE REIMBURSEMENT REPORTS FOR BOARD MEMBERS, PRESIDENT/CEO, CHIEF AUDITOR AND GENERAL COUNSEL WHEN ATTENDING CONFERENCES, MEETINGS, AND TRAINING AT THE EXPENSE OF THE AUTHORITY:

BOARD COMMENT:

ADJOURNMENT:

Thursday, December 2, 2021

Policy for Public Participation in Board, Airport Land Use Commission (ALUC), and Committee Meetings (Public Comment)

- 1) Persons wishing to address the Board, ALUC, and Committees shall submit an email to the Clerk at clerk@san.org prior to the initiation of the portion of the agenda containing the item to be addressed (e.g., Public Comment and General Items). Failure to submit an email shall not preclude testimony, if permission to address the Board is granted by the Chair.
- 2) The Public Comment Section at the beginning of the agenda is reserved for persons wishing to address the Board, ALUC, and Committees on any matter for which another opportunity to speak is not provided on the Agenda, and on matters that are within the jurisdiction of the Board.
- 3) Persons wishing to speak on specific items listed on the agenda will be afforded an opportunity to speak during the presentation of individual items. Persons wishing to speak on specific items should reserve their comments until the specific item is taken up by the Board, ALUC and Committees.
- 4) If many persons have indicated a desire to address the Board, ALUC and Committees on the same issue, then the Chair may suggest that these persons consolidate their respective testimonies. Testimony by members of the public on any item shall be limited to **three (3) minutes per individual speaker and five (5) minutes for applicants, groups and referring jurisdictions.**
- 5) Pursuant to Authority Policy 1.33 (8), recognized groups must register with the Authority Clerk prior to the meeting.

After a public hearing or the public comment portion of the meeting has been closed, no person shall address the Board, ALUC, and Committees without first obtaining permission to do so.

Additional Meeting Information

NOTE: This information is available in alternative formats upon request. To request an Agenda in an alternative format, or to request a sign language or oral interpreter, or an Assistive Listening Device (ALD) for the meeting, please telephone the Authority Clerk's Office at (619) 400-2550 at least three (3) working days prior to the meeting to ensure availability.

For your convenience, the agenda is also available to you on our website at www.san.org.

For those planning to attend the Board meeting, parking is available in the public parking lot located directly in front of the Administration Building. Bring your ticket to the third-floor receptionist for validation.

You may also reach the SDCRAA Building by using public transit via the San Diego MTS System, Route 992. For route and fare information, please call the San Diego MTS at (619) 233-3004 or 511.

DRAFT**Airport Land Use Commission Agenda****Thursday, December 2, 2021****9:00 A.M. or immediately following the Board Meeting**

San Diego International Airport
SDCRAA Administration Building
3225 N. Harbor Drive
San Diego, California 92101

Board Members

Gil Cabrera (Chair)
Paul Robinson (Vice Chair)
Catherine Blakespear
Mary Casillas Salas
Robert T. Lloyd
Paul McNamara
Johanna Schiavoni
Nora E. Vargas
Marni von Wilpert

Ex-Officio Board Members

Col. Thomas M. Bedell
Gustavo Dallarda
Gayle Miller

President/CEO

Kimberly J. Becker

This meeting of the Airport Land use Commission will be conducted pursuant to the provisions of California Assembly Bill 361 which suspends certain requirements of the Ralph M. Brown Act. On November 4, 2021, the San Diego County Regional Airport Authority Board adopted Resolution Number 2021-0123 finding that as a result of the continuing State of Emergency and the fact that local officials have recommended measures to promote social distancing and a finding that meeting in person continues to present imminent risks to the health and safety of attendees, it is in the best interest of the Authority and the public to continue to conduct meetings of the Airport Land Use Commission virtually pursuant to AB 361. Therefore, in the interest of public health, all Board and Committee Members will be participating in the meeting electronically. In accordance with Assembly Bill 361 and Authority Board Resolution No. 2021-0123, there will be no members of the public in attendance at the Commission Meeting. We are providing alternatives to in-person attendance for viewing and participating in the meeting. In lieu of in-person attendance, members of the public may submit their comments in the following manner.

Public Comment during Board/Committee Meetings

If you'd like to speak live during the meeting, please follow these steps to request to speak:

- **Step 1:** Watch the meeting via the live Webcast located at the following link, <https://www.san.org/Airport-Authority/Meetings-Agendas/ALUC?EntryId=13924>
PLEASE NOTE: There is approximately 20 seconds of lag time between the meeting and the Webcast.
- **Step 2:** When the Chair introduces the item that you would like to comment on, (*or indicates that it is time for Non-Agenda Public Comment*), call into the public comment line by following the following directions :
REMINDER: Please do not call until the item you want to comment on is being discussed.

Thursday, December 2, 2021

1. **Dial 1-619-737-2396**
2. **When prompted, input Conference ID: xxx xxx xxxx**
3. **You will then hear: "If you're the meeting organizer, press star now. You are now joining the meeting." Ignore this message.**
4. **After a few seconds, you will hear: "Please wait for the leader to admit you into the meeting, thank you for your patience." This is an indication that you are in the waiting room, Authority staff will admit you into the meeting when it is your time to speak.**
5. **After being admitted into the meeting, your microphone will be live, please turn off your webcast to avoid feedback. Staff will then ask you to state your name and begin your comments.**

Written Non-Agenda Public comment and/or Public Comment on agenda items may also be submitted to the Authority clerk at clerk@san.org. Comments received no later than 8:30 a.m. on the day of the meeting will be distributed to the Board or Committee and included in the record.

How to Watch the Meeting

You may also view the meeting online at the following link: <https://www.san.org/Airport-Authority/Meetings-Agendas/ALUC?EntryId=13924>

Requests for Accessibility Modifications or Accommodations

As required by the Americans with Disabilities Act (ADA), requests for agenda information to be made available in alternative formats, and any requests for disability-related modifications or accommodations required to facilitate meeting participation, including requests for alternatives to observing meetings and offering public comment as noted above, may be made by contacting the Authority Clerk at (619) 400-2550 or clerk@san.org. The Authority is committed to resolving accessibility requests swiftly in order to maximize accessibility.

This Agenda contains a brief general description of each item to be considered. The indication of a recommended action does not indicate what action (if any) may be taken. **Please note that agenda items may be taken out of order.** If comments are made to the Board without prior notice or are not listed on the Agenda, no specific answers or responses should be expected at this meeting pursuant to State law.

Staff Reports and documentation relating to each item of business on the Agenda are on file in Board Services and are available for public inspection.

Note: Pursuant to Authority Code Section 2.15, all Lobbyists shall register as an Authority Lobbyist with the Authority Clerk within ten (10) days of qualifying as a lobbyist. A qualifying lobbyist is any individual who receives \$100 or more in any calendar month to lobby any Board Member or employee of the Authority for the purpose of influencing any action of the Authority. To obtain Lobbyist Registration Statement Forms, contact the Board Services/Authority Clerk Department.

Thursday, December 2, 2021

CALL TO ORDER:

ROLL CALL:

NON-AGENDA PUBLIC COMMENT:

Non-Agenda Public Comment is reserved for members of the public wishing to address the Commission on matters for which another opportunity to speak **is not provided on the Agenda**, and which is within the jurisdiction of the Commission. Please submit a completed speaker slip to the Authority Clerk. ***Each individual speaker is limited to three (3) minutes. Applicants, groups and jurisdictions referring items to the Board for action are limited to five (5) minutes.***

Note: Persons wishing to speak on specific items should reserve their comments until the specific item is taken up by the Board.

CONSENT AGENDA (ITEMS 1- 2):

The consent agenda contains items that are routine in nature and non-controversial. Some items may be referred by a standing Board Committee or approved as part of the budget process. The matters listed under 'Consent Agenda' may be approved by one motion. Any Commission Member may remove an item for separate consideration. Items so removed will be heard before the scheduled New Business Items, unless otherwise directed by the Chair.

1. APPROVAL OF MINUTES:

RECOMMENDATION: Approve the minutes of the November 4, 2021 regular meeting.

CONSISTENCY DETERMINATIONS

2. REPORT OF DETERMINATIONS OF CONSISTENCY WITH AIRPORT LAND USE COMPATIBILITY PLANS: SAN DIEGO INTERNATIONAL AIRPORT ALUCP HARBOR ISLAND DRIVE AND EAST HARBOR ISLAND ROAD, PORT OF SAN DIEGO; GILLESPIE FIELD ALUCP RAILROAD AVENUE BETWEEN EL TORO LANE AND RICKY LANE, CITY OF SANTEE; BROWN FIELD MUNICIPAL AIRPORT, GILLESPIE FIELD, MARINE CORPS AIR STATION MIRAMAR, MONTGOMERY-GIBBS EXECUTIVE AIRPORT, AND SAN DIEGO INTERNATIONAL AIRPORT ALUCPS 2021 MUNICIPAL CODE AMENDMENTS, CITY OF SAN DIEGO:

RECOMMENDATION: Receive the report.

(Planning & Environmental Affairs: Ralph Redman, Manager, Airport Planning)

PUBLIC HEARINGS:

Airport Land Use Commission Agenda

Thursday, December 2, 2021

Page 4 of 5

OLD BUSINESS:

NEW BUSINESS:

COMMISSION COMMENT:

ADJOURNMENT:

Thursday, December 2, 2021

Policy for Public Participation in Board, Airport Land Use Commission (ALUC), and Committee Meetings (Public Comment)

- 1) Persons wishing to address the Board, ALUC, and Committees shall submit an email to the Clerk at clerk@san.org prior to the initiation of the portion of the agenda containing the item to be addressed (e.g., Public Comment and General Items). Failure to submit an email shall not preclude testimony, if permission to address the Board is granted by the Chair.
- 2) The Public Comment Section at the beginning of the agenda is reserved for persons wishing to address the Board, ALUC, and Committees on any matter for which another opportunity to speak is not provided on the Agenda, and on matters that are within the jurisdiction of the Board.
- 3) Persons wishing to speak on specific items listed on the agenda will be afforded an opportunity to speak during the presentation of individual items. Persons wishing to speak on specific items should reserve their comments until the specific item is taken up by the Board, ALUC and Committees.
- 4) If many persons have indicated a desire to address the Board, ALUC and Committees on the same issue, then the Chair may suggest that these persons consolidate their respective testimonies. Testimony by members of the public on any item shall be limited to **three (3) minutes per individual speaker and five (5) minutes for applicants, groups and referring jurisdictions.**
- 5) Pursuant to Authority Policy 1.33 (8), recognized groups must register with the Authority Clerk prior to the meeting.

After a public hearing or the public comment portion of the meeting has been closed, no person shall address the Board, ALUC, and Committees without first obtaining permission to do so.

Additional Meeting Information

Note: This information is available in alternative formats upon request. To request an Agenda in an alternative format, or to request a sign language or oral interpreter, or an Assistive Listening Device (ALD) for the meeting, please telephone the Authority Clerk's Office at (619) 400-2550 at least three (3) working days prior to the meeting to ensure availability.

For your convenience, the agenda is also available to you on our website at www.san.org.

For those planning to attend the Board meeting, parking is available in the public parking lot located directly in front of the Administration Building. Bring your ticket to the third-floor receptionist for validation.

You may also reach the SDCRAA Building by using public transit via the San Diego MTS System, Route 992. For route and fare information, please call the San Diego MTS at (619) 233-3004 or 511.