

Executive-Finance Committee Meeting Agenda

Monday, August 23, 2021

9:00 A.M.

San Diego International Airport
SDCRAA Administration Building
3225 N. Harbor Drive
San Diego, California 92101

Board Members

Gil Cabrera (Chair)
Paul Robinson (Vice Chair)
Catherine Blakespear
Mary Casillas Salas
Robert T. Lloyd
Paul McNamara
Johanna Schiavoni
Nora E. Vargas
Marni von Wilpert

Ex-Officio Board Members

Col. Thomas M. Bedell
Gustavo Dallarda
Gayle Miller

President/CEO

Kimberly J. Becker

This meeting of the Executive-Finance Committee of the San Diego County Regional Airport Authority Board will be conducted pursuant to the provisions of California Executive Order N-08-21 which suspends certain requirements of the Ralph M. Brown Act. During the current State of Emergency and in the interest of public health, all Board members will be participating in the meeting electronically. In accordance with the Executive Order, there will be no members of the public in attendance at the Board Meeting. We are providing alternatives to in-person attendance for viewing and participating in the meeting. In lieu of in-person attendance, members of the public may submit their comments in the following manner.

Comment on Non-Agenda Items

Public comments on non-agenda items must be submitted to the Authority Clerk at clerk@san.org no later than 4:00 p.m. the day prior to the posted meeting in order to be eligible to be read into the record. The Authority Clerk will read the first 30 comments received by 4:00 p.m. the day prior to the meeting into the record; each of these comments will be read for up to three minutes or for the time determined by the Chair. The maximum number of comments to be read into the record on a single issue will be 16. All other comments submitted, including those received after 4:00 p.m. the day prior and before 8:00 a.m. the day of the meeting, will be provided to the Authority Board and submitted into the written record for the meeting.

Comment on Agenda Items

Public comment on agenda items may be submitted to the Authority clerk at clerk@san.org. Comments received no later than 8:00 a.m. on the day of the meeting will be distributed to the Board and included in the record.

If you'd like to speak to the Board live during the meeting, please follow these steps to request to speak:

Monday, August 23, 2021

- **Step 1:** Fill out the online [Request to Speak Form](#) to speak during the meeting via teleconference. The form must be submitted by 4 p.m. the day before the meeting or by 4:00 p.m. the Friday before a Monday meeting. After completing the form, you'll get instructions on how to call in to the meeting.
- **Step 2:** Watch the meeting via the Webcast located at the following link, <https://www.san.org/Airport-Authority/Meetings-Agendas/Executive-Finance?EntryId=13961>
- **Step 3:** When the Board begins to discuss the agenda item you want to comment on, call in to the conference line, you will be placed in a waiting area. ***Please do not call until the item you want to comment on is being discussed.***
- **Step 4:** When it is time for public comments on the item you want to comment on, Authority Clerk staff will invite you into the meeting and unmute your phone. Staff will then ask you to state your name and begin your comments.

How to Watch the Meeting

You may also view the meeting online at the following link: <https://www.san.org/Airport-Authority/Meetings-Agendas/Executive-Finance?EntryId=13961>

Requests for Accessibility Modifications or Accommodations

As required by the Americans with Disabilities Act (ADA), requests for agenda information to be made available in alternative formats, and any requests for disability-related modifications or accommodations required to facilitate meeting participation, including requests for alternatives to observing meetings and offering public comment as noted above, may be made by contacting the Authority Clerk at (619) 400-2550 or clerk@san.org. The Authority is committed to resolving accessibility requests swiftly in order to maximize accessibility.

This Agenda contains a brief general description of each item to be considered. The indication of a recommended action does not indicate what action (if any) may be taken. ***Please note that agenda items may be taken out of order.*** If comments are made to the Board without prior notice or are not listed on the Agenda, no specific answers or responses should be expected at this meeting pursuant to State law.

Staff Reports and documentation relating to each item of business on the Agenda are on file in Board Services and are available for public inspection.

Note: Pursuant to Authority Code Section 2.15, all Lobbyists shall register as an Authority Lobbyist with the Authority Clerk within ten (10) days of qualifying as a lobbyist. A qualifying lobbyist is any individual who receives \$100 or more in any calendar month to lobby any Board Member or employee of the Authority for the purpose of influencing any action of the Authority. To obtain Lobbyist Registration Statement Forms, contact the Board Services/Authority Clerk Department.

Monday, August 23, 2021

CALL TO ORDER:

ROLL CALL:

Executive Committee

Committee Members: Cabrera (Chair), Lloyd, Robinson

Finance Committee

Committee Members: Cabrera, Casillas Salas, Lloyd (Chair), von Wilpert

NON-AGENDA PUBLIC COMMENT:

Non-Agenda Public Comment is reserved for members of the public wishing to address the Committee on matters for which another opportunity to speak **is not provided on the Agenda**, and which is within the jurisdiction of the Board. Please submit a completed speaker slip to the Authority Clerk. **Each individual speaker is limited to three (3) minutes. Applicants, groups and jurisdictions referring items to the Board for action are limited to five (5) minutes.**

Note: Persons wishing to speak on specific items should reserve their comments until the specific item is taken up by the Committee.

NEW BUSINESS:

1. APPROVAL OF MINUTES:

RECOMMENDATION: Approve the minutes of the June 21, 2021 regular meeting.

FINANCE COMMITTEE NEW BUSINESS:

2. REVIEW OF THE UNAUDITED FINANCIAL STATEMENTS FOR THE FISCAL YEAR ENDED JUNE 30, 2021:

RECOMMENDATION: Forward to the Board with a recommendation for acceptance.
Presented by: Scott Brickner, Vice President/CFO

3. REVIEW OF THE AUTHORITY'S INVESTMENT REPORT AS OF JULY 31, 2021:

RECOMMENDATION: Forward to the Board with a recommendation for acceptance.
Presented by: Geoff Bryant, Manager, Airport Finance

Monday, August 23, 2021

4. **SELECTION OF DEBT UNDERWRITERS FOR THE CAPITAL PROGRAM:**
RECOMMENDATION: Forward to the Board with a recommendation for approval.
Presented by: John Dillon, Director, Finance and Risk Management
5. **UPDATE ON REVOLVER DRAWS AND OUTSTANDING BALANCE:**
Presented by: Geoff Bryant, Manager, Airport Finance

EXECUTIVE COMMITTEE NEW BUSINESS:

6. **PRE-APPROVAL OF TRAVEL REQUESTS AND APPROVAL OF BUSINESS AND TRAVEL EXPENSE REIMBURSEMENT REQUESTS FOR BOARD MEMBERS, THE PRESIDENT/CEO, THE CHIEF AUDITOR AND GENERAL COUNSEL:**
RECOMMENDATION: Pre-approve travel requests and approve business and travel expense reimbursement requests.
Presented by: Tony R. Russell, Director, Board Services/Authority Clerk
7. **PRE-APPROVAL OF SET DOLLAR AMOUNTS FOR IN-TOWN BUSINESS EXPENSES OF THE PRESIDENT/CEO, GENERAL COUNSEL AND CHIEF AUDITOR FOR FISCAL YEAR 2022:**
RECOMMENDATION: Pre-approve the following set dollar amounts for routine, in-town business expenses to be used during Fiscal Year 2022: \$2,000 for the President/CEO; \$1,000 for the General Counsel; and \$1,000 for the Chief Auditor.
Presented by: Tony R. Russell, Director, Board Services/Authority Clerk

REVIEW OF FUTURE AGENDAS:

8. **REVIEW OF THE DRAFT AGENDA FOR THE SEPTEMBER 2, 2021 BOARD MEETING:**
Presented by: Kimberly J. Becker, President/CEO
9. **REVIEW OF THE DRAFT AGENDA FOR THE SEPTEMBER 2, 2021 AIRPORT LAND USE COMMISSION MEETING:**
Presented by: Kimberly J. Becker, President/CEO

COMMITTEE MEMBER COMMENTS:

ADJOURNMENT:

Monday, August 23, 2021

Policy for Public Participation in Board, Airport Land Use Commission (ALUC), and Committee Meetings (Public Comment)

- 1) Persons wishing to address the Board, ALUC, and Committees shall submit an email to the Clerk at clerk@san.org prior to the initiation of the portion of the agenda containing the item to be addressed (e.g., Public Comment and General Items). Failure to submit an email shall not preclude testimony, if permission to address the Board is granted by the Chair.
- 2) The Public Comment Section at the beginning of the agenda is reserved for persons wishing to address the Board, ALUC, and Committees on any matter for which another opportunity to speak is not provided on the Agenda, and on matters that are within the jurisdiction of the Board.
- 3) Persons wishing to speak on specific items listed on the agenda will be afforded an opportunity to speak during the presentation of individual items. Persons wishing to speak on specific items should reserve their comments until the specific item is taken up by the Board, ALUC and Committees.
- 4) If many persons have indicated a desire to address the Board, ALUC and Committees on the same issue, then the Chair may suggest that these persons consolidate their respective testimonies. Testimony by members of the public on any item shall be limited to **three (3) minutes per individual speaker and five (5) minutes for applicants, groups and referring jurisdictions.**
- 5) Pursuant to Authority Policy 1.33 (8), recognized groups must register with the Authority Clerk prior to the meeting.

After a public hearing or the public comment portion of the meeting has been closed, no person shall address the Board, ALUC, and Committees without first obtaining permission to do so.

Additional Meeting Information

NOTE: This information is available in alternative formats upon request. To request an Agenda in an alternative format, or to request a sign language or oral interpreter, or an Assistive Listening Device (ALD) for the meeting, please telephone the Authority Clerk's Office at (619) 400-2550 at least three (3) working days prior to the meeting to ensure availability.

For your convenience, the agenda is also available to you on our website at www.san.org.

For those planning to attend the Board meeting, parking is available in the public parking lot located directly in front of the Administration Building. Bring your ticket to the third-floor receptionist for validation.

You may also reach the SDCRAA Building by using public transit via the San Diego MTS System, Route 992. For route and fare information, please call the San Diego MTS at (619) 233-3004 or 511.

DRAFT
SAN DIEGO COUNTY REGIONAL AIRPORT AUTHORITY
SPECIAL BOARD
AND EXECUTIVE-FINANCE COMMITTEE MEETING MINUTES
MONDAY, JUNE 21, 2021
BOARD ROOM

CALL TO ORDER: Chair Schiavoni called the Special Board and regular Executive and Finance Committee meeting to order at 9:01 a.m., on Monday, June 21, 2021, electronically and via teleconference pursuant to Executive Order N-08-21 at the San Diego International Airport, Administration Building, 3225 N. Harbor Drive, San Diego, CA 92101.

ROLL CALL:

Executive Committee

Present: Committee Members: Lloyd, Robinson, Schiavoni (Chair)

Absent: Committee Members: None

Finance Committee

Present: Committee Members: Cabrera, Casillas Salas, Lloyd (Chair),
von Wilpert

Absent: Committee Members: None

Board

Present: Cabrera, Casillas Salas, Lloyd, Robinson, McNamara, Schiavoni (Chair),
von Wilpert

Absent: Blakespear, Dallarda (Ex Officio), Dockery (Ex Officio),
Miller (Ex Officio), Vargas

Also Present: Kim Becker, President/CEO; Amy Gonzalez, General Counsel; Tony
R. Russell, Director, Board Services/Authority Clerk; Linda Gehlken,
Assistant Authority Clerk I

NON-AGENDA PUBLIC COMMENT: None.

NEW BUSINESS:

1. APPROVAL OF MINUTES:

RECOMMENDATION: Approve the minutes of the May 24, 2021 special meeting.

ACTION: Moved by Board Member Robinson and seconded by Board Member Lloyd to approve staff's recommendation. Motion carried unanimously.

FINANCE COMMITTEE NEW BUSINESS:

2. REVIEW OF THE UNAUDITED FINANCIAL STATEMENTS FOR THE ELEVEN MONTHS ENDED MAY 31, 2021:

Scott Brickner, Vice President/CFO, provided a presentation on the Review of the Unaudited Financial Statements for the Eleven Months Ended May 31, 2021 that included Enplanements, Landed Weights, Operating Revenues, Operating Expenses, Net Operating Income Summary, Nonoperating Revenues & Expenses and Statements of Net Position.

3. REVIEW OF THE AUTHORITY'S INVESTMENT REPORT AS OF MAY 31, 2021:

Geoff Bryant, Manager, Airport Finance, provided a presentation on the Investment Report that included Portfolio Characteristics, Sector Distribution, Quality and Maturity Distribution, Investment Performance and Bond Proceeds.

4. APPROVE A REVOLVING CREDIT SHORT-TERM BORROWING PROGRAM AND AUTHORIZE THE PRESIDENT/CEO TO NEGOTIATE AND EXECUTE A REVOLVING CREDIT AGREEMENT WITH BANK OF AMERICA, N.A.:

John Dillon, Director, Financial Management, provided an overview of the revolving credit short-term borrowing program that included Rationale for a Short-term Variable Rate Debt Program, Request for Proposal Results, Revolving Credit Agreement, Program Documents, and Recommendation.

RECOMMENDATION: Forward to the Board with a recommendation to (1) approve a Short-Term Borrowing Program in an aggregate principal amount not to exceed \$200,000,000 outstanding at any one time to provide an interim funding source for the New T1 and other capital projects; (2) authorize the President/CEO (or such other Designated Officer) to negotiate and execute a Revolving Credit Agreement with Bank of America, N.A.; and (3) approve the forms of an Eighth Supplemental Subordinate Trust Indenture, an AMT Note, a Non-AMT Note and a Taxable Note.

ACTION: Moved by Board Member Cabrera and seconded by Board Member Casillas Salas to approve staff's recommendation. Motion carried unanimously noting Board Member von Wilpert as ABSENT.

Board Member von Wilpert arrived to the meeting at 9:37 a.m.

EXECUTIVE COMMITTEE NEW BUSINESS:

5. PRE-APPROVAL OF TRAVEL REQUESTS AND APPROVAL OF BUSINESS AND TRAVEL EXPENSE REIMBURSEMENT REQUESTS FOR BOARD MEMBERS, THE PRESIDENT/CEO, THE CHIEF AUDITOR AND GENERAL COUNSEL:

RECOMMENDATION: Pre-approve travel requests and approve business and travel expense reimbursement requests.

ACTION: Moved by Board Member Robinson and seconded by Board Member Lloyd to approved staff's recommendation. Motion carried unanimously.

REVIEW OF FUTURE AGENDAS:

6. REVIEW OF THE DRAFT AGENDA FOR THE JULY 1, 2021 BOARD MEETING: Kimberly J. Becker, President/CEO, provided an overview of the July 1, 2021 draft Board meeting agenda. She announced that Item 18 - Approve and Authorize the President/CEO to Modify Concession Lease Minimum Guarantee Language Effective Fiscal Year 2022 for All Concession Agreements at the Airport, as a Result of the Continued Impact of the COVID-19 Pandemic, was being pulled from the agenda and a new item would be added to extend the current rent forbearance program.

7. REVIEW OF THE DRAFT AGENDA FOR THE JULY 1, 2021 AIRPORT LAND USE COMMISSION MEETING:

Kimberly J. Becker, President/CEO, provided an overview of the July 1, 2021 draft Airport Land Use Commission meeting agenda.

BOARD CLOSED SESSION: The Board recessed into Closed Session at 9:41 a.m. to discuss Item 8.

8. CONFERENCE WITH LABOR NEGOTIATORS:

Cal. Gov. Code section 54957.6

Agency designated representatives: Angela Shafer-Payne, Monty Bell, Lola Barnes, Greg Halsey, Rod Betts

Employee Organization: California Teamsters Local 911

REPORT ON CLOSED SESSION: The Board adjourned out of Closed Session at 10:00 a.m. There was no reportable action.

COMMITTEE MEMBER COMMENTS: None.

ADJOURNMENT: The Board adjourned out of Closed Session at 10:00 a.m.

APPROVED BY A MOTION OF THE SAN DIEGO COUNTY REGIONAL AIRPORT AUTHORITY EXECUTIVE COMMITTEE THIS 23rd DAY OF AUGUST, 2021.

ATTEST:

TONY R. RUSSELL
DIRECTOR, BOARD SERVICES/
AUTHORITY CLERK

APPROVED AS TO FORM:

AMY GONZALEZ
GENERAL COUNSEL

SAN DIEGO COUNTY REGIONAL AIRPORT AUTHORITY
Statements of Net Position
as of June 30, 2021
(Unaudited)

ASSETS

	June	
	2021	2020
Current assets:		
Cash and investments ⁽¹⁾	\$ 200,862,213	\$ 83,708,140
Tenant lease receivable, net of allowance of 2021: (62,278) and 2020: (\$605,134)	23,041,394	22,826,211
Grants receivable	7,665,691	25,467,263
Notes receivable-current portion	2,243,644	2,123,843
Prepaid expenses and other current assets	7,086,088	8,911,227
Total current assets	240,899,030	143,036,684
Cash designated for capital projects and other ⁽¹⁾	46,916,336	64,026,034
Restricted assets:		
Cash and investments:		
Bonds reserve ⁽¹⁾	62,380,014	63,145,006
Passenger facility charges and interest unapplied ⁽¹⁾	51,233,055	65,034,830
Customer facility charges and interest unapplied ⁽¹⁾	26,565,671	42,744,222
SBD Bond Guarantee ⁽¹⁾	2,222,300	4,000,000
Bond proceeds held by trustee ⁽¹⁾	431,192,290	454,120,945
Passenger facility charges receivable	5,762,062	428,687
Customer facility charges receivable	2,384,282	1,135,327
Customer facility charges held by trustee	133,778	306,955
OCIP insurance reserve	5,075,108	5,519,913
Total restricted assets	586,948,560	636,435,885
Noncurrent assets:		
Capital assets:		
Land and land improvements	185,938,345	136,757,115
Runways, roads and parking lots	719,974,821	708,999,286
Buildings and structures	1,872,226,867	1,733,867,142
Machinery and equipment	62,249,919	65,312,541
Vehicles	24,502,314	25,655,406
Office furniture and equipment	36,230,326	44,467,928
Works of art	13,980,641	13,980,641
Construction-in-progress	248,535,465	288,353,300
	3,163,638,698	3,017,393,359
Less accumulated depreciation	(1,333,930,304)	(1,228,792,353)
Total capital assets, net	1,829,708,394	1,788,601,006
Other assets:		
Notes receivable - long-term portion	24,965,223	27,208,867
Investments-long-term portion ⁽¹⁾	121,438,057	250,218,936
Net OPEB Asset	1,649,215	2,136,494
Security deposit	1,194,882	304,985
Total other assets	149,247,377	279,869,282
Deferred outflows of resources:		
Deferred pension outflows	30,748,781	21,105,307
Deferred OPEB outflows	1,813,896	1,113,811
Deferred POB outflows	908,672	542,202
Total assets and deferred outflows of resources	\$ 2,887,191,046	\$ 2,934,730,211

⁽¹⁾ Total cash and investments, \$942,809,936 for 2021 and \$1,026,998,113 for 2020

SAN DIEGO COUNTY REGIONAL AIRPORT AUTHORITY
Statements of Net Position
as of June 30, 2021
(Unaudited)

LIABILITIES AND NET POSITION

	June	
	2021	2020
Current liabilities:		
Accounts payable and accrued liabilities	\$ 69,840,777	\$ 67,414,766
Deposits and other current liabilities	5,574,426	23,581,773
Total current liabilities	75,415,203	90,996,539
Current liabilities - payable from restricted assets:		
Current portion of long-term debt	36,520,000	31,560,000
Accrued interest on bonds and variable debt	40,847,696	39,712,135
Total liabilities payable from restricted assets	77,367,696	71,272,135
Long-term liabilities:		
Other long-term liabilities	15,027,621	9,904,484
Long term debt - bonds net of amortized premium	1,799,077,883	1,849,648,469
Net pension liability	34,018,795	15,961,502
Total long-term liabilities	1,848,124,299	1,875,514,455
Total liabilities	2,000,907,198	2,037,783,129
Deferred inflows of resources:		
Deferred pension inflows	2,065,506	6,190,685
Deferred OPEB inflows	890,973	1,400,369
Deferred POB inflows	200,876	218,627
Deferred Inflows Bond Refunding	3,868,146	4,071,732
Total liabilities and deferred inflows of resources	\$ 2,007,932,699	\$ 2,049,664,542
Net Position:		
Invested in capital assets, net of related debt	415,308,904	355,682,655
Other restricted	160,696,731	182,007,988
Unrestricted:		
Designated	74,877,272	43,361,622
Undesignated	228,375,440	304,013,404
Total Net Position	\$ 879,258,347	\$ 885,065,669

SAN DIEGO COUNTY REGIONAL AIRPORT AUTHORITY
Statements of Revenues, Expenses, and Changes in Net Position
For the Month Ended June 30 2021
(Unaudited)

	Budget	Actual	Variance Favorable (Unfavorable)	% Change	Prior Year
Operating revenues:					
Aviation revenue:					
Landing fees	\$ 4,031,952	\$ 5,280,112	\$ 1,248,160	31%	\$ (3,489,554)
Aircraft parking Fees	(1,081,466)	(852,612)	228,854	21%	(828,312)
Building rentals	10,544,066	13,052,622	2,508,556	24%	(2,123,049)
CUPPS Support Charges	1,074,544	684,926	(389,618)	(36)%	(205,525)
Other aviation revenue	13,293	(23,489)	(36,782)	(277)%	14,890
Terminal rent non-airline	208,516	220,784	12,268	6%	208,910
Terminal concessions	2,219,444	2,502,979	283,535	13%	2,358,394
Terminal Concessions-Revenue Waived	-	(690,958)	(690,958)	-	(1,784,776)
Rental car license fees	2,206,469	3,246,128	1,039,659	47%	2,932,958
Rental car center cost recovery	174,259	160,368	(13,891)	(8)%	164,573
Rental Car-Revnuue Waived	-	(165,721)	(165,721)	-	(2,208,217)
License fees other	479,741	471,896	(7,845)	(2)%	285,098
Parking revenue	2,885,488	3,338,598	453,110	16%	1,093,464
Ground transportation permits and citations	1,195,730	805,950	(389,780)	(33)%	280,233
Ground rentals	1,593,242	1,812,353	219,111	14%	1,326,472
Grant reimbursements	24,800	23,803	(997)	(4)%	24,000
Other operating revenue	96,116	140,702	44,586	46%	110,525
Total operating revenues	25,666,194	30,008,441	4,342,247	17%	(1,839,916)
Operating expenses:					
Salaries and benefits	5,234,868	9,502,306	(4,267,438)	(82)%	5,239,427
Contractual services	2,735,279	2,869,658	(134,379)	(5)%	2,477,357
Safety and security	3,371,139	4,124,672	(753,533)	(22)%	2,547,350
Space rental	850,163	884,112	(33,949)	(4)%	851,393
Utilities	1,323,313	1,127,130	196,183	15%	868,514
Maintenance	1,311,258	765,002	546,256	42%	834,431
Equipment and systems	44,354	45,194	(840)	(2)%	22,320
Materials and supplies	46,710	60,492	(13,782)	(30)%	57,521
Insurance	118,837	114,625	4,212	4%	99,064
Employee development and support	97,814	66,368	31,446	32%	37,846
Business development	161,349	43,967	117,382	73%	469,627
Equipment rentals and repairs	478,974	308,404	170,570	36%	257,037
Total operating expenses	15,774,058	19,911,930	(4,137,872)	(26)%	13,761,887
Depreciation	15,842,836	15,842,836	-	-	18,278,185
Operating income (loss)	(5,950,700)	(5,746,325)	204,375	3%	(33,879,988)
Nonoperating revenue (expenses):					
Passenger facility charges	2,913,637	5,287,927	2,374,290	81%	646,083
Customer facility charges (Rental Car Center)	2,716,259	2,436,332	(279,927)	(10)%	875,057
Federal Relief Grants	4,741,459	-	(4,741,459)	(100)%	22,498,808
Quieter Home Program	(242,660)	(280,670)	(38,010)	(16)%	(409,123)
Interest income	410,653	915,135	504,482	123%	1,416,716
BAB interest rebate	-	-	-	-	-
Interest expense	(7,304,981)	(6,988,731)	316,250	4%	(4,803,256)
Bond amortization costs	629,477	1,153,266	523,789	83%	1,229,947
Other nonoperating income (expenses)	(833)	(1,260,711)	(1,259,878)	-	335,431
Nonoperating revenue, net	3,863,011	1,262,548	(2,600,463)	(67)%	21,789,663
Change in net position before capital grant contributions	(2,087,689)	(4,483,777)	(2,396,088)	(115)%	(12,090,325)
Capital grant contributions	375,000	154,352	(220,648)	(59)%	66,834
Change in net position	\$ (1,712,689)	\$ (4,329,425)	\$ (2,616,736)	(153)%	\$ (12,023,491)

SAN DIEGO COUNTY REGIONAL AIRPORT AUTHORITY
Statements of Revenues, Expenses, and Changes in Net Position
For the Twelve Months Ended June 30, 2021 and 2020
(Unaudited)

	Budget	Actual	Variance Favorable (Unfavorable)	% Change	Prior Year
Operating revenues:					
Aviation revenue:					
Landing fees	\$ 36,134,992	\$ 34,064,420	\$ (2,070,572)	(6)%	\$ 33,241,412
Aircraft parking fees	9,033,748	8,646,013	(387,735)	(4)%	8,354,053
Building rentals	91,092,171	84,088,133	(7,004,038)	(8)%	82,453,271
CUPPS Support Charges	7,916,842	7,403,086	(513,756)	(6)%	7,627,629
Other aviation revenue	91,466	120,472	29,006	32%	161,162
Terminal rent non-airline	2,514,922	2,589,064	74,142	3%	2,460,888
Terminal concessions	21,237,344	27,301,971	6,064,627	29%	30,771,780
Terminal Concessions-Revenue Waived	-	(16,547,598)	(16,547,598)	-	(5,773,227)
Rental car license fees	21,149,372	26,319,610	5,170,238	24%	31,010,817
Rental car center cost recovery	1,568,329	1,924,418	356,089	23%	2,008,703
Rental Car-Revnuue Waived	-	(11,270,966)	(11,270,966)	-	(6,949,501)
License fees other	3,535,195	3,369,435	(165,760)	(5)%	6,174,751
Parking revenue	22,453,809	22,237,610	(216,199)	(1)%	36,439,920
Ground transportation permits and citations	9,661,827	5,209,068	(4,452,759)	(46)%	14,311,046
Ground rentals	18,349,758	19,259,872	910,114	5%	18,925,454
Grant reimbursements	296,000	343,679	47,679	16%	301,076
Other operating revenue	1,069,502	1,338,471	268,969	25%	1,516,733
Total operating revenues	246,105,277	216,396,758	(29,708,519)	(12)%	263,035,967
Operating expenses:					
Salaries and benefits	51,840,570	53,630,211	(1,789,641)	(3)%	51,666,850
Contractual services	29,070,627	24,739,638	4,330,989	15%	37,693,633
Safety and security	34,175,975	35,085,809	(909,834)	(3)%	29,456,871
Space rental	10,203,150	10,266,658	(63,508)	(1)%	10,207,066
Utilities	14,298,649	11,729,710	2,568,939	18%	12,747,899
Maintenance	12,432,989	9,110,601	3,322,388	27%	11,584,300
Equipment and systems	339,464	424,501	(85,037)	(25)%	336,469
Materials and supplies	623,604	449,999	173,605	28%	650,976
Insurance	1,558,488	1,518,539	39,949	3%	1,308,471
Employee development and support	805,887	441,884	364,003	45%	966,567
Business development	1,235,563	208,729	1,026,834	83%	2,033,123
Equipment rentals and repairs	3,880,126	3,380,120	500,006	13%	3,598,349
Total operating expenses	160,465,092	150,986,399	9,478,693	6%	162,250,574
Depreciation	132,833,788	132,833,788	-	-	131,587,038
Operating income (loss)	(47,193,603)	(67,423,429)	(20,229,826)	(43)%	(30,801,645)
Nonoperating revenue (expenses):					
Passenger facility charges	24,170,348	22,109,906	(2,060,442)	(9)%	34,392,981
Customer facility charges (Rental Car Center)	20,738,690	15,755,254	(4,983,436)	(24)%	30,239,698
Federal Relief Grants	54,326,406	77,218,785	22,892,379	42%	36,895,488
Quieter Home Program	(3,145,332)	(3,232,879)	(87,547)	(3)%	(3,295,207)
Interest income	7,589,540	13,471,321	5,881,781	77%	19,690,125
BAB interest rebate	-	-	-	-	2,089,397
Interest expense	(84,892,858)	(82,117,740)	2,775,118	3%	(85,324,952)
Bond amortization costs	9,589,353	14,050,586	4,461,233	47%	9,623,981
Other nonoperating income (expenses)	(20,000)	(9,570,864)	(9,550,864)	-	14,181,467
Nonoperating revenue, net	28,356,147	47,684,369	19,328,222	68%	58,492,978
Change in net position before capital grant contributions	(18,837,456)	(19,739,060)	(901,604)	(5)%	27,691,333
Capital grant contributions	10,912,499	13,931,737	3,019,238	28%	4,071,980
Change in net position	\$ (7,924,957)	\$ (5,807,323)	\$ 2,117,635	27%	\$ 31,763,313



San Diego County Regional Airport Authority
Authority Detail Income Statement - Supplemental Schedule
 For the twelve months ended June 30, 2021
 (Unaudited)

Print Date: 8/6/2021
 Print Time: 3:40:55PM
 Report ID: GL0012

	Month to Date					Year to Date				
	Budget	Actual	Variance Favorable (Unfavorable)	Variance Percent	Prior Year Actual	Budget	Actual	Variance Favorable (Unfavorable)	Variance Percent	Prior Year Actual
Landing Fees										
41112 - Landing Fees	\$4,031,952	\$5,304,256	\$1,272,304	32	\$(3,461,552)	\$36,134,992	\$34,183,487	\$(1,951,505)	(5)	\$33,416,211
41113 - Landing Fee Rebate	0	(24,144)	(24,144)	0	(28,002)	0	(119,067)	(119,067)	0	(174,799)
Total Landing Fees	4,031,952	5,280,112	1,248,160	31	(3,489,554)	36,134,992	34,064,420	(2,070,572)	(6)	33,241,412
Aircraft Parking Fees										
41160 - Aircraft Parking Position Rent	1,933,035	1,659,350	(273,684)	(14)	(242,735)	6,995,745	6,826,636	(169,108)	(2)	6,465,181
41162 - Parking Position Turn Fee	(1,161,070)	(158,765)	1,002,305	86	(203,814)	709,965	417,305	(292,660)	(41)	542,700
41165 - Overnight Parking Fee	(1,853,431)	(2,353,197)	(499,766)	(27)	(381,763)	1,328,039	1,402,072	74,033	6	1,346,172
Total Aircraft Parking Fees	(1,081,466)	(852,612)	228,855	21	(828,312)	9,033,748	8,646,013	(387,735)	(4)	8,354,053
Building and Other Rents										
41210 - Terminal Rent	10,270,577	12,955,997	2,685,421	26	(2,189,150)	89,295,163	83,555,454	(5,739,710)	(6)	79,191,451
41211 - Terminal Rent-Waived	0	(21,234)	(21,234)	0	0	0	(452,181)	(452,181)	0	0
41215 - Federal Inspection Services	273,490	117,860	(155,630)	(57)	66,100	1,797,008	984,860	(812,148)	(45)	3,261,820
Total Building and Other Rents	10,544,067	13,052,623	2,508,556	24	(2,123,050)	91,092,171	84,088,132	(7,004,039)	(8)	82,453,271
Security Surcharge										
41310 - Airside Security Charges	0	0	0	0	0	0	0	0	0	0
41320 - Terminal Security Charge	0	0	0	0	0	0	0	0	0	0
Total Security Surcharge	0	0	0	0	0	0	0	0	0	0
CUPPS Support Charges										
41400 - Common Use Fees	1,074,544	684,926	(389,618)	(36)	(205,525)	7,916,842	7,403,086	(513,756)	(6)	7,627,629
Total CUPPS Support Charges	1,074,544	684,926	(389,618)	(36)	(205,525)	7,916,842	7,403,086	(513,756)	(6)	7,627,629
Other Aviation										
43100 - Fuel Franchise Fees	13,293	24,771	11,478	86	14,890	91,466	182,552	91,086	100	161,162
43140 - Air Service Incentive Rebates	0	(48,260)	(48,260)	0	0	0	(62,080)	(62,080)	0	0
Total Other Aviation	13,293	(23,489)	(36,782)	(277)	14,890	91,466	120,472	29,006	32	161,162
Non-Airline Terminal Rents										
45010 - Terminal Rent - Non-Airline	208,516	220,784	12,268	6	208,910	2,514,922	2,589,064	74,142	3	2,460,888
Total Non-Airline Terminal Rents	208,516	220,784	12,268	6	208,910	2,514,922	2,589,064	74,142	3	2,460,888

San Diego County Regional Airport Authority
Authority Detail Income Statement - Supplemental Schedule
For the twelve months ended June 30, 2021
(Unaudited)

Print Date: 8/6/2021
Print Time: 3:40:55PM
Report ID: GL0012

	Month to Date					Year to Date				
	Budget	Actual	Variance Favorable (Unfavorable)	Variance Percent	Prior Year Actual	Budget	Actual	Variance Favorable (Unfavorable)	Variance Percent	Prior Year Actual
Concession Revenue										
45111 - Term Concessions-Food & Bev	\$1,042,837	\$1,136,695	\$93,858	9	\$1,163,058	\$9,916,231	\$12,850,176	\$2,933,945	30	\$13,881,594
45112 - Terminal Concessions - Retail	633,345	672,647	39,302	6	810,098	6,010,074	7,523,257	1,513,183	25	8,243,414
45113 - Term Concessions - Other	189,755	379,679	189,924	100	154,546	1,983,323	3,688,266	1,704,943	86	4,003,031
45114 - Term Concessions Space Rents	85,551	80,663	(4,888)	(6)	82,206	1,023,935	970,524	(53,412)	(5)	1,006,304
45115 - Term Concessions Cost Recovery	110,808	90,331	(20,477)	(18)	45,882	997,272	923,488	(73,784)	(7)	1,523,610
45116 - Rec Distr Center Cost Recovery	107,034	96,649	(10,385)	(10)	92,830	963,306	1,088,738	125,432	13	1,565,219
45117 - Concessions Marketing Program	50,114	46,315	(3,799)	(8)	9,774	343,203	257,522	(85,681)	(25)	548,609
45119 - Term Concessions-Revenue Waived	0	(690,958)	(690,958)	0	(1,784,776)	0	(16,547,598)	(16,547,598)	0	(5,773,227)
45120 - Rental car license fees	2,206,469	3,246,128	1,039,659	47	2,932,958	21,149,372	26,319,610	5,170,238	24	31,010,817
45121 - Rental Car Center Cost Recover	174,259	160,368	(13,891)	(8)	164,573	1,568,329	1,924,418	356,090	23	2,008,703
45122 - Rental Car - Revenue Waived	0	(165,721)	(165,721)	0	(2,208,217)	0	(11,270,966)	(11,270,966)	0	(6,949,501)
45130 - License Fees - Other	479,741	445,212	(34,529)	(7)	285,098	3,535,195	3,978,972	443,777	13	6,174,751
45131 - License Fees Other Waiver	0	26,684	26,684	0	0	0	(609,538)	(609,538)	0	0
Total Concession Revenue	5,079,913	5,524,692	444,780	9	1,748,030	47,490,240	31,096,870	(16,393,369)	(35)	57,243,323
Parking and Ground Transportat										
45210 - Parking	2,885,488	3,338,598	453,110	16	1,093,464	22,453,809	22,237,610	(216,199)	(1)	36,439,920
45220 - AVI fees	1,190,830	780,696	(410,134)	(34)	254,484	9,447,054	4,944,964	(4,502,090)	(48)	13,865,017
45240 - Ground Transportation Pe	0	4,402	4,402	0	420	160,742	159,159	(1,583)	(1)	224,925
45250 - Citations	4,900	20,852	15,952	326	25,328	54,031	104,945	50,914	94	221,104
Total Parking and Ground Transportat	4,081,218	4,144,548	63,330	2	1,373,697	32,115,636	27,446,678	(4,668,958)	(15)	50,750,966
Ground Rentals										
45310 - Ground Rental Fixed - N	1,593,242	1,627,744	34,502	2	1,582,855	18,349,758	19,257,300	907,542	5	19,686,172
45311 - Ground Rental Fixed Waived	0	0	0	0	(256,383)	0	(769,148)	(769,148)	0	(760,718)
45320 - Ground Rental - Percenta	0	22,862	22,862	0	0	0	22,862	22,862	0	0
45325 - Fuel Lease Revenue	0	161,747	161,747	0	0	0	748,859	748,859	0	0
Total Ground Rentals	1,593,242	1,812,353	219,111	14	1,326,472	18,349,758	19,259,872	910,114	5	18,925,455
Grant Reimbursements										
45410 - TSA Reimbursements	24,800	23,803	(997)	(4)	24,000	296,000	343,679	47,679	16	292,800
45420 - Planning Grants	0	0	0	0	0	0	0	0	0	8,276
Total Grant Reimbursements	24,800	23,803	(997)	(4)	24,000	296,000	343,679	47,679	16	301,076

San Diego County Regional Airport Authority
Authority Detail Income Statement - Supplemental Schedule
For the twelve months ended June 30, 2021
(Unaudited)

Print Date: 8/6/2021
Print Time: 3:40:55PM
Report ID: GL0012

	Month to Date					Year to Date				
	Budget	Actual	Variance Favorable (Unfavorable)	Variance Percent	Prior Year Actual	Budget	Actual	Variance Favorable (Unfavorable)	Variance Percent	Prior Year Actual
Other Operating Revenue										
45510 - Finger Printing Fee	\$14,394	\$14,882	\$488	3	\$4,741	\$117,145	\$116,233	\$(912)	(1)	\$178,002
45520 - Utilities Reimbursements	17,176	17,391	215	1	16,676	201,612	202,258	646	0	200,202
45530 - Miscellaneous Other Reve	4,274	6,897	2,623	61	2,650	51,288	36,585	(14,703)	(29)	146,895
45535 - Innovation Lab Revenue	0	1,039	1,039	0	400	0	1,039	1,039	0	1,000
45540 - Service Charges	7,314	24,206	16,892	231	9,427	87,767	270,627	182,860	208	241,071
45550 - Telecom Services	40,825	38,647	(2,178)	(5)	39,762	489,900	433,669	(56,231)	(11)	495,449
45570 - FBO Landing Fees	12,133	37,640	25,507	210	36,868	117,151	278,060	160,909	137	250,634
45580 - Equipment Rental	0	0	0	0	0	4,640	4,640	0	0	4,640
45599 - Other Operating Rev Waived	0	0	0	0	0	0	(4,640)	(4,640)	0	(1,160)
Total Other Operating Revenue	96,116	140,702	44,586	46	110,524	1,069,503	1,338,471	268,969	25	1,516,733
Total Operating Revenue	25,666,194	30,008,443	4,342,248	17	(1,839,917)	246,105,277	216,396,758	(29,708,519)	(12)	263,035,966
Personnel Expenses										
Salaries										
51110 - Salaries & Wages	3,952,518	3,299,059	653,459	17	3,487,409	36,765,870	30,849,355	5,916,515	16	31,879,548
51210 - Paid Time Off	29,167	386,257	(357,090)	(1,224)	220,396	350,000	3,093,346	(2,743,346)	(784)	3,286,004
51220 - Holiday Pay	0	51,629	(51,629)	0	56,265	0	705,171	(705,171)	0	755,605
51240 - Other Leave With Pay	0	34,434	(34,434)	0	70,237	0	404,540	(404,540)	0	277,717
51250 - Special Pay	0	677,470	(677,470)	0	6,289	0	795,269	(795,269)	0	213,250
Total Salaries	3,981,684	4,448,849	(467,165)	(12)	3,840,596	37,115,870	35,847,681	1,268,190	3	36,412,124
52110 - Overtime	59,994	63,085	(3,090)	(5)	35,050	668,500	443,402	225,098	34	747,017

San Diego County Regional Airport Authority
Authority Detail Income Statement - Supplemental Schedule
For the twelve months ended June 30, 2021
(Unaudited)

Print Date: 8/6/2021
Print Time: 3:40:55PM
Report ID: GL0012

	----- Month to Date -----					----- Year to Date -----				
	Budget	Actual	Variance Favorable (Unfavorable)	Variance Percent	Prior Year Actual	Budget	Actual	Variance Favorable (Unfavorable)	Variance Percent	Prior Year Actual
Benefits										
54110 - FICA Tax	\$313,554	\$330,179	\$(16,625)	(5)	\$280,382	\$2,793,356	\$2,613,342	\$180,015	6	\$2,653,499
54120 - Unemployment Insurance-S	0	(10,428)	10,428	0	0	0	33,118	(33,118)	0	11,385
54130 - Workers Compensation Ins	28,941	23,828	5,114	18	19,260	282,981	165,413	117,568	42	183,940
54135 - Workers Comp Incident Expense	0	11,712	(11,712)	0	306	0	74,527	(74,527)	0	102,700
54210 - Medical Insurance	440,612	100,860	339,752	77	694,347	5,134,035	4,132,411	1,001,624	20	4,665,039
54220 - Dental Insurance	29,152	(10,924)	40,076	137	29,598	343,094	251,341	91,753	27	324,256
54230 - Vision Insurance	3,400	3,045	355	10	3,248	40,800	37,818	2,982	7	39,568
54240 - Life Insurance	7,714	5,097	2,617	34	7,439	92,369	75,441	16,928	18	88,751
54250 - Short Term Disability	13,696	12,406	1,290	9	13,157	163,940	153,049	10,892	7	152,028
54310 - Retirement	851,638	871,911	(20,273)	(2)	704,931	9,938,799	9,866,707	72,092	1	8,656,292
54312 - Pension - GASB 68	0	4,455,071	(4,455,071)	0	0	0	4,455,071	(4,455,071)	0	2,057,058
54313 - POB Pension - GASB 73	0	295,395	(295,395)	0	166,925	0	295,395	(295,395)	0	166,925
54314 - OPEB - GASB 75	0	(587,075)	587,075	0	0	0	(587,075)	587,075	0	(703,371)
54315 - Retiree Health Benefits	63,850	(71,923)	135,773	213	(265,761)	766,200	784,408	(18,208)	(2)	579,798
54410 - Taxable Benefits	0	0	0	0	0	0	21,923	(21,923)	0	16,558
54430 - Accrued Vacation	0	11,526	(11,526)	0	122,923	0	673,359	(673,359)	0	538,373
Total Benefits	1,752,557	5,440,680	(3,688,123)	(210)	1,776,755	19,555,575	23,046,248	(3,490,673)	(18)	19,532,798
Cap Labor/Burden/OH Recharge										
54510 - Capitalized Labor Recha	(505,134)	(222,942)	(282,192)	(56)	(256,741)	(4,967,506)	(3,080,151)	(1,887,355)	(38)	(3,078,357)
54515 - Capitalized Burden Rech	0	(159,223)	159,223	0	(111,208)	0	(2,028,056)	2,028,056	0	(1,348,446)
Total Cap Labor/Burden/OH Recharge	(505,134)	(382,165)	(122,969)	(24)	(367,949)	(4,967,506)	(5,108,207)	140,701	3	(4,426,803)
QHP Labor/Burden/OH Recharge										
54520 - QHP Labor Recharge	(54,234)	(17,885)	(36,349)	(67)	(16,683)	(531,869)	(283,699)	(248,169)	(47)	(280,538)
54525 - QHP Burden Recharge	0	(7,515)	7,515	0	(8,240)	0	(122,470)	122,470	0	(134,245)
54526 - QHP OH Contra Acct	0	(39,040)	39,040	0	(20,103)	0	(188,705)	188,705	0	(165,034)
Total QHP Labor/Burden/OH Recharge	(54,234)	(64,439)	10,206	19	(45,026)	(531,869)	(594,875)	63,006	12	(579,817)
MM&JS Labor/Burden/OH Recharge										
54530 - MM & JS Labor Recharge	0	0	0	0	0	0	(336)	336	0	(18,471)
54531 - Joint Studies - Labor	0	(2,690)	2,690	0	0	0	(2,690)	2,690	0	0
54536 - Maintenance-Burden	0	(1,013)	1,013	0	0	0	(1,013)	1,013	0	0
Total MM&JS Labor/Burden/OH Recharge	0	(3,703)	3,703	0	0	0	(4,039)	4,039	0	(18,471)
Total Personnel Expenses	5,234,868	9,502,307	(4,267,438)	(82)	5,239,427	51,840,570	53,630,209	(1,789,639)	(3)	51,666,848

San Diego County Regional Airport Authority
Authority Detail Income Statement - Supplemental Schedule
For the twelve months ended June 30, 2021
(Unaudited)

Print Date: 8/6/2021
Print Time: 3:40:55PM
Report ID: GL0012

	Month to Date					Year to Date				
	Budget	Actual	Variance Favorable (Unfavorable)	Variance Percent	Prior Year Actual	Budget	Actual	Variance Favorable (Unfavorable)	Variance Percent	Prior Year Actual
Non-Personnel Expenses										
Contract Services										
61100 - Temporary Staffing	\$63,765	\$(1,177)	\$64,942	102	\$5,795	\$187,955	\$237,188	\$(49,233)	(26)	\$452,254
61110 - Auditing Services	20,000	19,000	1,000	5	20,000	147,800	137,981	9,819	7	172,610
61120 - Legal Services	33,000	29,437	3,563	11	287,300	597,000	496,915	100,085	17	609,821
61130 - Services - Professional	689,938	793,317	(103,379)	(15)	775,578	6,816,930	5,884,329	932,601	14	7,788,490
61150 - Outside Svs - Other	394,556	382,423	12,133	3	373,280	3,567,696	2,545,483	1,022,214	29	3,944,477
61160 - Services - Custodial	1,419,936	1,546,475	(126,539)	(9)	918,253	16,412,332	14,306,248	2,106,084	13	23,094,983
61190 - Receiving & Dist Cntr Services	114,084	100,182	13,902	12	97,150	1,340,914	1,131,494	209,420	16	1,630,998
Total Contract Services	2,735,280	2,869,657	(134,377)	(5)	2,477,356	29,070,627	24,739,638	4,330,989	15	37,693,632
Safety and Security										
61170 - Services - Fire, Police,	704,641	932,784	(228,143)	(32)	334,646	7,615,790	7,394,650	221,140	3	6,602,079
61180 - Services - SDUPD-Harbor	2,189,270	2,791,320	(602,050)	(28)	1,810,433	20,714,576	22,242,854	(1,528,278)	(7)	16,723,815
61185 - Guard Services	352,805	254,949	97,856	28	291,918	4,129,609	3,734,202	395,407	10	4,460,027
61188 - Other Safety & Security Serv	124,423	145,619	(21,196)	(17)	110,351	1,716,000	1,714,103	1,897	0	1,670,950
Total Safety and Security	3,371,139	4,124,672	(753,533)	(22)	2,547,349	34,175,975	35,085,809	(909,834)	(3)	29,456,871
Space Rental										
62100 - Rent	850,163	884,112	(33,949)	(4)	851,393	10,203,150	10,266,658	(63,508)	(1)	10,207,066
Total Space Rental	850,163	884,112	(33,949)	(4)	851,393	10,203,150	10,266,658	(63,508)	(1)	10,207,066
Utilities										
63100 - Telephone & Other Commun	54,775	8,665	46,110	84	125,997	657,460	488,043	169,417	26	601,202
63110 - Utilities - Gas & Electr	1,157,418	1,010,593	146,825	13	714,759	12,389,919	10,607,072	1,782,847	14	11,085,339
63120 - Utilities - Water	111,121	107,872	3,249	3	27,757	1,251,270	634,595	616,675	49	1,061,358
Total Utilities	1,323,314	1,127,129	196,185	15	868,514	14,298,649	11,729,710	2,568,939	18	12,747,898
Maintenance										
64100 - Facilities Supplies	78,100	63,504	14,596	19	41,859	738,700	582,454	156,246	21	677,733
64110 - Maintenance - Annual R	1,122,491	646,830	475,661	42	700,278	10,331,789	7,604,295	2,727,494	26	9,135,644
64125 - Major Maintenance - Mat	69,000	124,758	(55,758)	(81)	27,504	862,500	527,709	334,791	39	1,284,510
64140 - Refuse & Hazardous Waste	41,667	(70,089)	111,756	268	64,789	500,000	396,143	103,857	21	486,413
Total Maintenance	1,311,257	765,003	546,254	42	834,430	12,432,989	9,110,600	3,322,389	27	11,584,301

San Diego County Regional Airport Authority
Authority Detail Income Statement - Supplemental Schedule
For the twelve months ended June 30, 2021
(Unaudited)

Print Date: 8/6/2021
Print Time: 3:40:55PM
Report ID: GL0012

	Month to Date					Year to Date				
	Budget	Actual	Variance Favorable (Unfavorable)	Variance Percent	Prior Year Actual	Budget	Actual	Variance Favorable (Unfavorable)	Variance Percent	Prior Year Actual
Equipment and Systems										
65100 - Equipment & Systems	\$44,354	\$45,194	\$(840)	(2)	\$22,320	\$339,464	\$424,501	\$(85,037)	(25)	\$336,469
Total Equipment and Systems	44,354	45,194	(840)	(2)	22,320	339,464	424,501	(85,037)	(25)	336,469
Materials and Supplies										
65110 - Office & Operating Suppl	32,067	31,986	81	0	39,717	464,304	278,706	185,598	40	447,096
65120 - Safety Equipment & Suppl	7,143	27,834	(20,691)	(290)	17,417	108,800	156,202	(47,402)	(44)	177,791
65130 - Tools - Small	7,500	672	6,828	91	387	50,500	15,091	35,409	70	26,089
Total Materials and Supplies	46,711	60,493	(13,782)	(30)	57,521	623,604	449,999	173,605	28	650,976
Insurance										
67170 - Insurance - Property	74,133	72,917	1,216	2	58,335	889,591	875,000	14,591	2	700,017
67171 - Insurance - Liability	15,639	14,958	680	4	13,599	187,663	179,500	8,163	4	163,185
67172 - Insurance - Public Offic	16,269	14,491	1,778	11	15,494	196,427	175,095	21,332	11	187,130
67173 - Insurance Miscellaneous	12,795	12,259	536	4	11,636	284,807	288,943	(4,136)	(1)	258,139
Total Insurance	118,835	114,625	4,209	4	99,063	1,558,487	1,518,538	39,949	3	1,308,471
Employee Development and Suppo										
66120 - Awards - Service	15,151	(14,081)	29,232	193	4,858	70,550	35,280	35,270	50	72,561
66130 - Book & Periodicals	4,430	1,338	3,091	70	3,648	51,330	19,054	32,276	63	54,691
66220 - Permits/Certificates/Lic	11,167	6,855	4,312	39	7,342	134,049	84,950	49,099	37	99,641
66260 - Recruiting	0	9,542	(9,542)	0	0	5,500	17,272	(11,772)	(214)	24,605
66280 - Seminars & Training	30,122	22,384	7,738	26	(4,111)	193,427	62,349	131,079	68	246,786
66290 - Transportation	12,278	9,849	2,428	20	10,244	141,596	116,891	24,705	17	132,780
66305 - Travel-Employee Developm	9,464	0	9,464	100	1,399	58,510	(2,225)	60,735	104	215,637
66310 - Tuition	4,333	1,546	2,787	64	8,686	52,000	19,710	32,290	62	40,476
66320 - Uniforms	10,869	28,935	(18,066)	(166)	5,780	98,925	88,603	10,321	10	79,390
Total Employee Development and Suppo	97,814	66,368	31,446	32	37,845	805,887	441,883	364,004	45	966,567

San Diego County Regional Airport Authority
Authority Detail Income Statement - Supplemental Schedule
For the twelve months ended June 30, 2021
(Unaudited)

Print Date: 8/6/2021
Print Time: 3:40:55PM
Report ID: GL0012

	Month to Date					Year to Date				
	Budget	Actual	Variance Favorable (Unfavorable)	Variance Percent	Prior Year Actual	Budget	Actual	Variance Favorable (Unfavorable)	Variance Percent	Prior Year Actual
Business Development										
66100 - Advertising	\$2,113	\$45,923	\$(43,810)	(2,073)	\$1,277	\$20,900	\$52,441	\$(31,541)	(151)	\$277,513
66110 - Allowance for Bad Debts	2,500	(43,411)	45,911	1,836	393,978	10,000	(323,392)	333,392	3,334	393,090
66200 - Memberships & Dues	33,971	31,320	2,651	8	39,162	431,998	365,860	66,138	15	425,630
66230 - Postage & Shipping	1,380	1,374	6	0	1,334	16,730	15,174	1,555	9	23,809
66240 - Promotional Activities	82,659	(3,209)	85,868	104	35,898	618,280	80,024	538,256	87	771,052
66250 - Promotional Materials	14,362	1,870	12,492	87	(2,778)	44,355	10,820	33,535	76	21,795
66300 - Travel-Business Developm	24,364	10,101	14,263	59	757	93,300	7,801	85,499	92	120,234
Total Business Development	161,349	43,968	117,381	73	469,628	1,235,563	208,729	1,026,833	83	2,033,123
Equipment Rentals and Repairs										
66140 - Computer Licenses & Agre	139,595	109,381	30,214	22	42,134	884,495	914,094	(29,599)	(3)	548,602
66150 - Equipment Rental/Leasing	13,596	3,903	9,693	71	(46,586)	212,000	58,792	153,208	72	167,992
66160 - Tenant Improvements	20,400	17,832	2,568	13	142,366	340,000	259,799	80,201	24	797,472
66270 - Repairs - Office Equipme	305,383	177,288	128,096	42	119,123	2,443,631	2,147,435	296,196	12	2,084,283
Total Equipment Rentals and Repairs	478,975	308,404	170,571	36	257,037	3,880,126	3,380,120	500,006	13	3,598,349
Total Non-Personnel Expenses	10,539,189	10,409,624	129,565	1	8,522,457	108,624,521	97,356,186	11,268,336	10	110,583,724
Total Departmental Expenses before	15,774,058	19,911,931	(4,137,873)	(26)	13,761,884	160,465,092	150,986,395	9,478,696	6	162,250,572
Depreciation and Amortization										
69110 - Depreciation Expense	15,842,836	15,842,836	0	0	18,278,185	132,833,788	132,833,788	0	0	131,587,038
Total Depreciation and Amortization	15,842,836	15,842,836	0	0	18,278,185	132,833,788	132,833,788	0	0	131,587,038
Non-Operating Revenue/(Expense)										
Passenger Facility Charges										
71110 - Passenger Facility Charg	2,913,637	5,287,927	2,374,290	81	646,083	24,170,348	22,109,906	(2,060,442)	(9)	34,392,981
Total Passenger Facility Charges	2,913,637	5,287,927	2,374,290	81	646,083	24,170,348	22,109,906	(2,060,442)	(9)	34,392,981
Customer Facility Charges										
71120 - Customer facility charges (Con	2,716,259	2,436,332	(279,927)	(10)	875,057	20,738,690	15,755,254	(4,983,436)	(24)	30,239,698
Total Customer Facility Charges	2,716,259	2,436,332	(279,927)	(10)	875,057	20,738,690	15,755,254	(4,983,436)	(24)	30,239,698
Federal Relief Grants										
71130 - Federal Relief Grants	4,741,459	0	(4,741,459)	(100)	22,498,808	54,326,406	77,218,785	22,892,379	42	36,895,488
Total Federal Relief Grants	4,741,459	0	(4,741,459)	(100)	22,498,808	54,326,406	77,218,785	22,892,379	42	36,895,488

San Diego County Regional Airport Authority
Authority Detail Income Statement - Supplemental Schedule
For the twelve months ended June 30, 2021
(Unaudited)

Print Date: 8/6/2021
Print Time: 3:40:55PM
Report ID: GL0012

	----- Month to Date -----					----- Year to Date -----				
	Budget	Actual	Variance Favorable (Unfavorable)	Variance Percent	Prior Year Actual	Budget	Actual	Variance Favorable (Unfavorable)	Variance Percent	Prior Year Actual
Quiter Home Program										
71212 - Quieter Home - Labor	\$(45,800)	\$(17,885)	\$27,915	61	\$(17,110)	\$(550,000)	\$(284,521)	\$265,479	48	\$(281,923)
71213 - Quieter Home - Burden	0	(7,515)	(7,515)	0	(8,240)	0	(122,470)	(122,470)	0	(134,245)
71214 - Quieter Home - Overhead	0	(39,040)	(39,040)	0	(20,103)	0	(188,705)	(188,705)	0	(163,117)
71215 - Quieter Home - Material	(1,125,834)	(2,472,252)	(1,346,418)	(120)	(1,219,354)	(14,676,663)	(14,929,950)	(253,287)	(2)	(14,871,698)
71216 - Quieter Home Program	937,307	2,256,022	1,318,715	141	855,684	12,181,331	12,292,767	111,436	1	12,155,776
71225 - Joint Studies - Material	(8,333)	0	8,333	100	0	(100,000)	0	100,000	100	0
Total Quiter Home Program	(242,660)	(280,670)	(38,009)	(16)	(409,122)	(3,145,332)	(3,232,880)	(87,547)	(3)	(3,295,207)
Interest Income										
71310 - Interest - Investments	286,826	754,263	467,437	163	887,595	6,028,858	8,961,581	2,932,723	49	11,837,013
71330 - Interest - Variable Debt	0	0	0	0	0	0	104,203	104,203	0	0
71340 - Interest - Note Receivab	123,827	123,827	0	0	133,385	1,560,682	1,560,682	0	0	1,678,473
71350 - Interest - Other	0	(294)	(294)	0	(381)	0	119,707	119,707	0	(3,660)
71361 - Interest Income - 2010 Bonds	0	0	0	0	70,890	0	(140,938)	(140,938)	0	922,776
71363 - Interest Income - 2013 Bonds	0	(110)	(110)	0	48,505	0	329,745	329,745	0	770,100
71364 - Interest Income - 2017 Bond A	0	138	138	0	18,826	0	152,627	152,627	0	903,917
71365 - Interest Income - 2014 Bond A	0	3,371	3,371	0	65,540	0	338,703	338,703	0	824,595
71366 - Interest Income - 2019A Bond	0	27,422	27,422	0	192,153	0	1,782,012	1,782,012	0	2,756,708
71367 - Interest Income - 2020A Bond	0	6,518	6,518	0	203	0	262,999	262,999	0	203
Total Interest Income	410,653	915,136	504,483	123	1,416,715	7,589,540	13,471,321	5,881,781	77	19,690,124
Interest income BAB's rebate										
71362 - BAB interest rebate	0	0	0	0	0	0	0	0	0	2,089,397
Total Interest income BAB's rebate	0	0	0	0	0	0	0	0	0	2,089,397

San Diego County Regional Airport Authority
Authority Detail Income Statement - Supplemental Schedule
For the twelve months ended June 30, 2021
(Unaudited)

Print Date: 8/6/2021
Print Time: 3:40:55PM
Report ID: GL0012

	Month to Date					Year to Date				
	Budget	Actual	Variance Favorable (Unfavorable)	Variance Percent	Prior Year Actual	Budget	Actual	Variance Favorable (Unfavorable)	Variance Percent	Prior Year Actual
Interest Expense										
71411 - Interest Expense- 2010 Bonds	\$0	\$0	\$0	0	\$2,229,165	\$0	\$0	\$0	0	\$(17,869,205)
71412 - Interest Expense 2013 Bonds	(1,473,758)	(1,473,758)	0	0	(1,506,779)	(17,685,100)	(17,685,100)	0	0	(18,081,350)
71413 - Interest Expense 2014 Bond A	(1,318,995)	(1,318,995)	0	0	(1,335,732)	(15,827,940)	(15,827,940)	0	0	(16,028,789)
71414 - Interest Expense 2017 Bond A	(1,154,104)	(1,154,104)	0	0	(1,174,208)	(13,849,250)	(13,849,250)	0	0	(14,090,500)
71415 - Interest Exp 2019A Bond	(1,857,675)	(1,857,675)	0	0	(1,864,870)	(22,292,099)	(22,292,100)	(1)	0	(12,418,806)
71416 - Interest Expense 2020A Bond	(1,003,417)	(1,003,417)	0	0	(1,028,009)	(12,041,000)	(12,041,000)	0	0	(2,785,572)
71420 - Interest Expense-Variable Debt	(407,935)	0	407,935	100	(6,655)	(1,889,961)	0	1,889,961	100	(529,753)
71430 - LOC Fees - C/P	(32,241)	0	32,241	100	(25,966)	(193,444)	0	193,444	100	(494,507)
71450 - Trustee Fee Bonds	(8,967)	(5,275)	3,692	41	0	(26,900)	(11,795)	15,105	56	(3,270)
71451 - Program Fees - Variable Debt	(417)	0	417	100	0	(5,000)	0	5,000	100	0
71460 - Interest Expense - Other	0	(128,034)	(128,034)	0	(39,518)	(500,000)	171,609	671,609	134	(2,414,352)
71461 - Interest Expense - Cap Leases	(47,473)	(47,473)	0	0	(50,684)	(582,164)	(582,164)	0	0	(608,848)
Total Interest Expense	(7,304,982)	(6,988,732)	316,249	4	(4,803,257)	(84,892,858)	(82,117,741)	2,775,118	3	(85,324,952)
Amortization										
69210 - Amortization - Premium	629,477	1,153,266	523,789	83	1,229,947	9,589,353	14,050,586	4,461,232	47	9,623,981
Total Amortization	629,477	1,153,266	523,789	83	1,229,947	9,589,353	14,050,586	4,461,232	47	9,623,981
Other Non-Operating Income (Expense)										
71510 - Legal Settlement Income	(833)	0	833	100	0	(10,000)	127	10,127	101	1,082,508
71520 - Fixed Asset Disposal-Gain	0	0	0	0	0	0	0	0	0	4,000
71521 - Fixed Asset Disposal-Loss	0	(236,960)	(236,960)	0	0	0	(236,960)	(236,960)	0	0
71530 - Gain/Loss On Investments	0	(923,751)	(923,751)	0	331,903	0	(9,295,969)	(9,295,969)	0	12,739,365
71540 - Discounts Earned	0	0	0	0	1,250	0	5,521	5,521	0	7,343
71610 - Legal Settlement Expense	0	(100,000)	(100,000)	0	0	(10,000)	(160,814)	(150,814)	(1,508)	(10,000)
71620 - Other non-operating revenue (e	0	0	0	0	2,278	0	117,232	117,232	0	358,253
71630 - Other Non-Operating Expe	0	0	0	0	0	0	0	0	0	(2)
Total Other Non-Operating Income (Expense)	(833)	(1,260,712)	(1,259,878)	151,186	335,431	(20,000)	(9,570,865)	(9,550,865)	(47,754)	14,181,467
Total Non-Operating Revenue/(Expense)	3,863,010	1,262,547	(2,600,463)	(67)	(21,789,662)	28,356,147	47,684,366	19,328,220	68	(58,492,977)
Capital Grant Contribution										
72100 - AIP Grants	375,000	154,352	(220,648)	(59)	66,834	10,912,499	13,931,737	3,019,238	28	4,071,980
Total Capital Grant Contribution	375,000	154,352	(220,648)	(59)	66,834	10,912,499	13,931,737	3,019,238	28	4,071,980
Total Expenses Net of Non-Operating Revenue/(Expense)	27,378,884	34,337,868	(6,958,984)	(25)	10,183,573	254,030,235	222,204,080	31,826,154	13	231,272,653

San Diego County Regional Airport Authority
Authority Detail Income Statement - Supplemental Schedule
For the twelve months ended June 30, 2021
(Unaudited)

Print Date: 8/6/2021
Print Time: 3:40:55PM
Report ID: GL0012

	----- Month to Date -----					----- Year to Date -----				
	Budget	Actual	Variance Favorable (Unfavorable)	Variance Percent	Prior Year Actual	Budget	Actual	Variance Favorable (Unfavorable)	Variance Percent	Prior Year Actual
Net Income/(Loss)	(1,712,689)	(4,329,425)	(2,616,736)	(153)	(12,023,490)	(7,924,958)	(5,807,323)	2,117,635	27	31,763,313
Equipment Outlay										
73200 - Equipment Outlay Expendi	\$(77,940)	\$(188,375)	\$(110,435)	(142)	\$(511,422)	\$(268,455)	\$(475,453)	\$(206,998)	(77)	\$(1,098,194)
73299 - Capitalized Equipment Co	0	188,375	188,375	0	511,422	0	475,453	475,453	0	1,098,194
Total Equipment Outlay	(77,940)	0	77,940	100	0	(268,455)	0	268,455	100	0

Review of the Unaudited Financial Statements for the Fiscal Year Ended June 30, 2021

Presented by:
Scott Brickner
Chief Financial Officer

August 23, 2021

Market Commentary

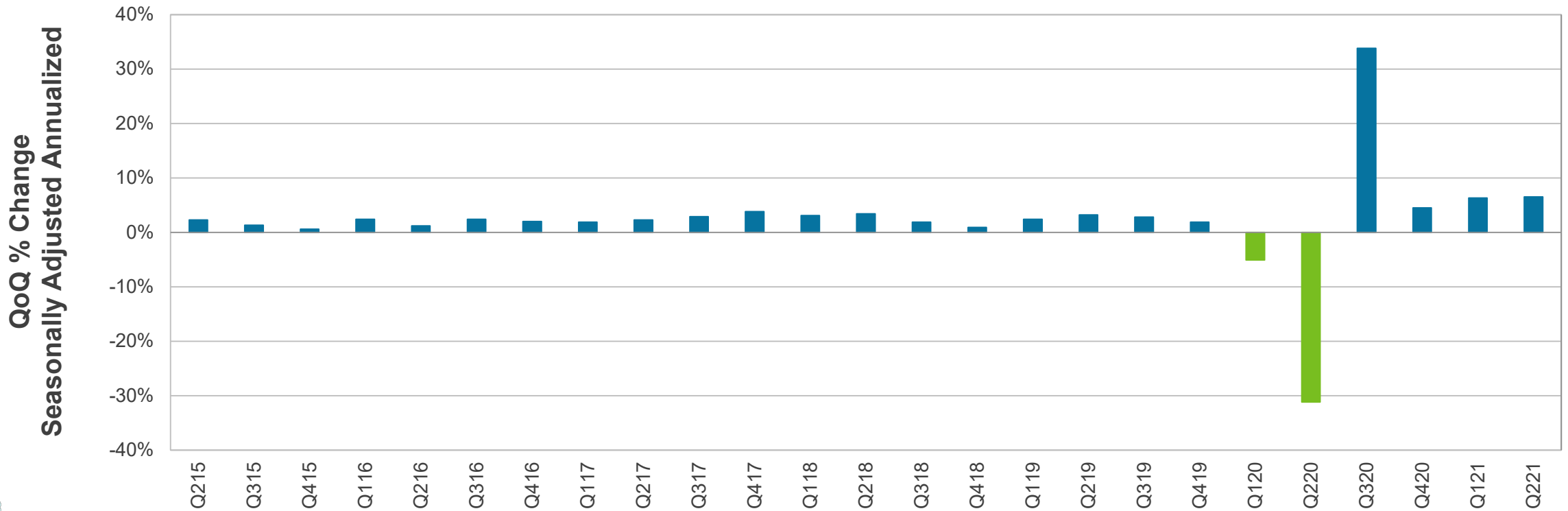
While some pockets of the economy remain dislocated, US real gross domestic product (GDP) has recovered to pre-pandemic levels. The recovery has been fueled by robust fiscal spending, accommodative monetary policy, and vaccinations. These factors are beginning to moderate but should continue to provide tailwinds for the economy in the coming quarters. COVID-19 infection rates in the US have reaccelerated up but remain well below their peak. Nevertheless, a continued surge in infection rates may at least temporarily disrupt expectations for a full economic reopening this fall. Some pandemic-related fiscal relief has started to phase out, but an infrastructure spending plan is likely on the horizon. Meanwhile, the Federal Reserve remains accommodative and continues to facilitate further improvement in the labor market. Estimates for US GDP growth remain strong. The current Bloomberg consensus estimates for 2021 and 2022 US GDP growth are 6.5% and 4.2%, respectively.

The Federal Open Market Committee (FOMC) kept monetary policy unchanged in July. The fed funds target rate remains in the range of 0.0% to 0.25%, and the Fed continues to purchase \$80 billion of Treasuries per month, and \$40 billion of agency mortgage-backed securities per month. The FOMC has not committed to any specific timeline for tapering asset purchases but signaled that tapering is likely the next step if the economy continues to make significant progress toward their employment and inflation goals, and they will continue to discuss it at upcoming meetings. Fed Chair Powell said that another surge in COVID-19 infections may cause some disruption to the economy and labor market but noted with each successive wave of the virus there tends to be less of an economic impact. The Fed seems to be inching toward a path of policy normalization, and the FOMC's most recent dot plot in June suggested that the Fed may start to raise interest rates in 2023, but the path and timing of monetary policy remains uncertain. As such, we expect financial market volatility may be elevated through year-end.

Second Quarter GDP

US economic growth was less robust than expected in the second quarter. According to the advance estimate, real US gross domestic product (GDP) grew at an annualized rate of 6.5% in the second quarter (versus the consensus estimate of 8.4%), following 6.3% growth in the first quarter. During the second quarter, the US economy more than recouped the output lost during the pandemic. As of the second quarter, GDP now stands 0.8% above the fourth quarter of 2019. The consensus forecast for full year 2021 US gross domestic product growth has moderated slightly but remains well above the long-run trend growth rate of about 1.8%. The current Bloomberg consensus estimates for 2021 and 2022 US GDP growth are 6.5% and 4.2%, respectively, following a 3.5% decline in 2020.

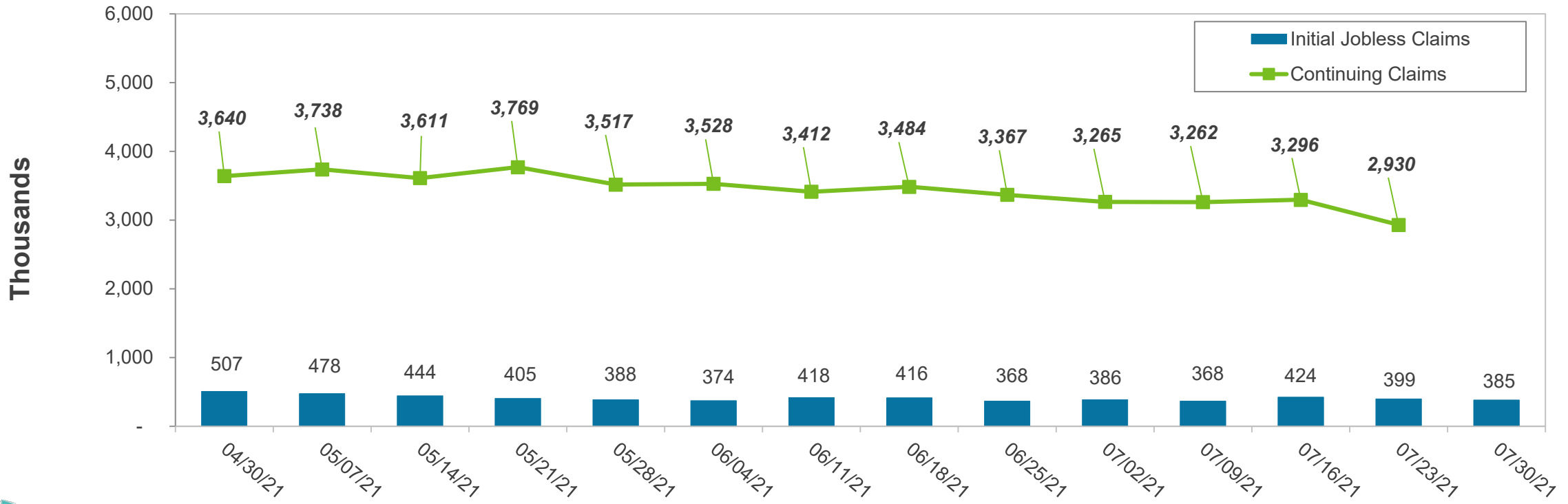
U.S. Gross Domestic Product (QoQ)
Second Quarter 2015 – Second Quarter 2021



Initial Claims For Unemployment

In the most recent week, the number of initial jobless claims was 385,000 versus 399,000 in the prior week. The level of continuing unemployment claims (where the data is lagged by one week) declined to 2.930 million from 3.296 million in the prior week. Continuing jobless claims have declined significantly from the peak of nearly 25 million in May 2020, but they remained above the 2019 (pre-pandemic) average of 1.7 million.

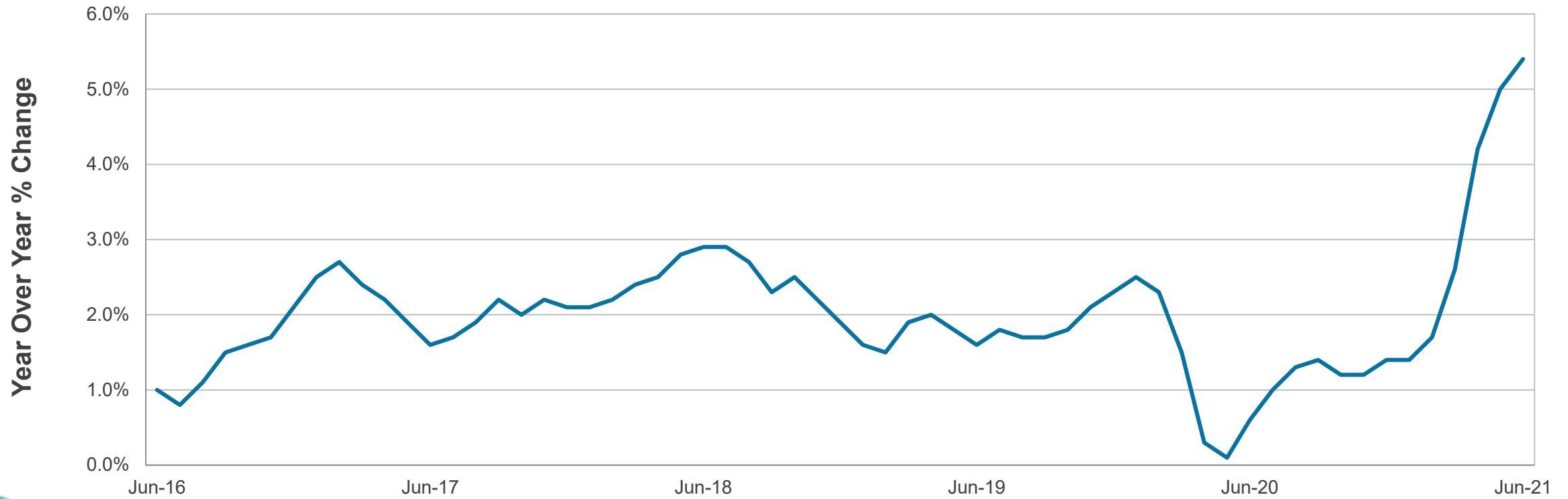
Initial Jobless Claims and 4-Week Moving Average
April 30, 2021 – July 30, 2021



Consumer Price Index

The Consumer Price Index (CPI) was up 5.4% year-over-year in June versus up 5.0% in May. Core CPI (CPI less food and energy) was up 4.5% year-over-year in June, versus up 3.8% in May. Current inflation readings are running well above the Fed's longer-run target of around 2.0% but policymakers have reiterated that they believe many of the factors fueling higher inflation will be temporary.

Consumer Price Index (YoY%)
June 2016 – June 2021

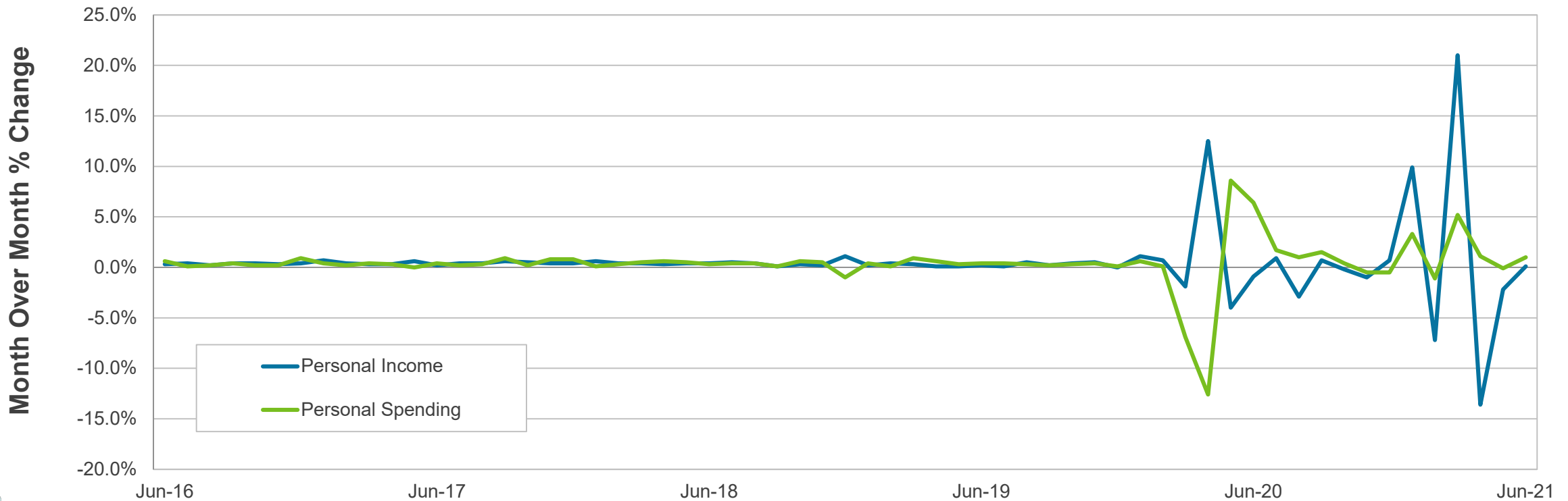


Personal Income and Spending

Personal income rose 0.1% in June, and consumer spending rose 1.0%. Income and spending levels have been volatile throughout the pandemic due to the uneven timing of government stimulus and pandemic-related unemployment benefits. Nearly half of US states have ended the payment of enhanced \$300 per week jobless benefits, and the rest are slated to end those payments on September 6th. However, millions of US households started receiving child tax credit payments in July which will be distributed monthly through year-end.

Personal Income and Spending (MoM%)

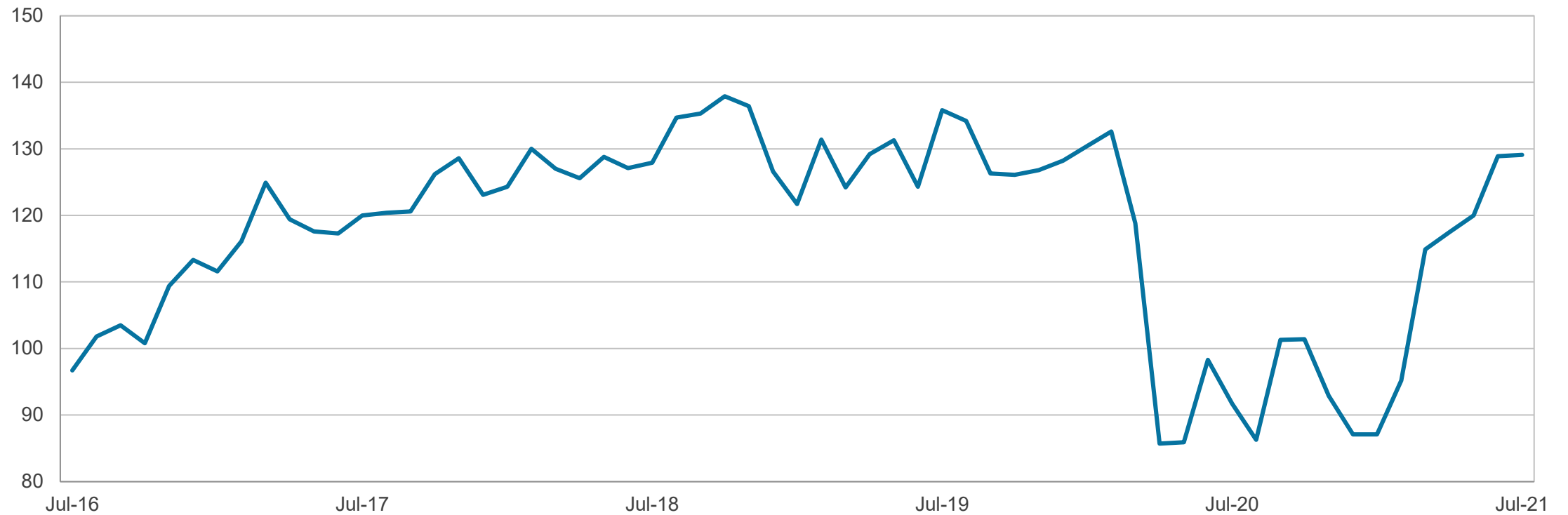
June 2016 – June 2021



Consumer Confidence Index

The Consumer Confidence index increased to 129.1 in July from 128.9 in June, reflecting a strong view of current conditions and an optimistic outlook.

Consumer Confidence Index
July 2016 – July 2021



Existing Home Sales

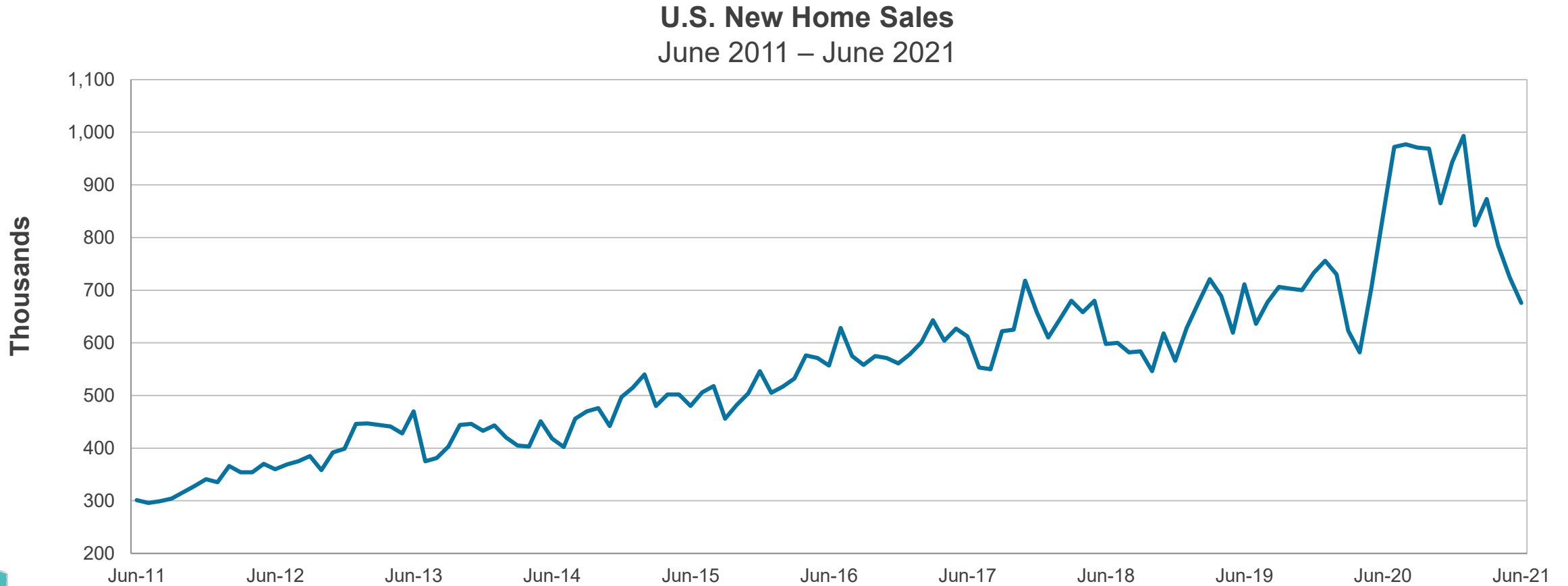
Existing home sales increased 1.4% in June to a seasonally adjusted rate of 5.860 million units, in line with expectations. On a year-over-year basis, sales of existing homes were up 22.9% in June.

U.S. Existing Home Sales (MoM)
June 2011 – June 2021



New Home Sales

New home sales declined 6.6% in June to an annualized rate of 676,000 units. On a year-over-year basis, the pace of new home sales was down 19.4% in June. The pace of new home sales has eased and we believe significant price appreciation over the past year may be deterring home buyers.

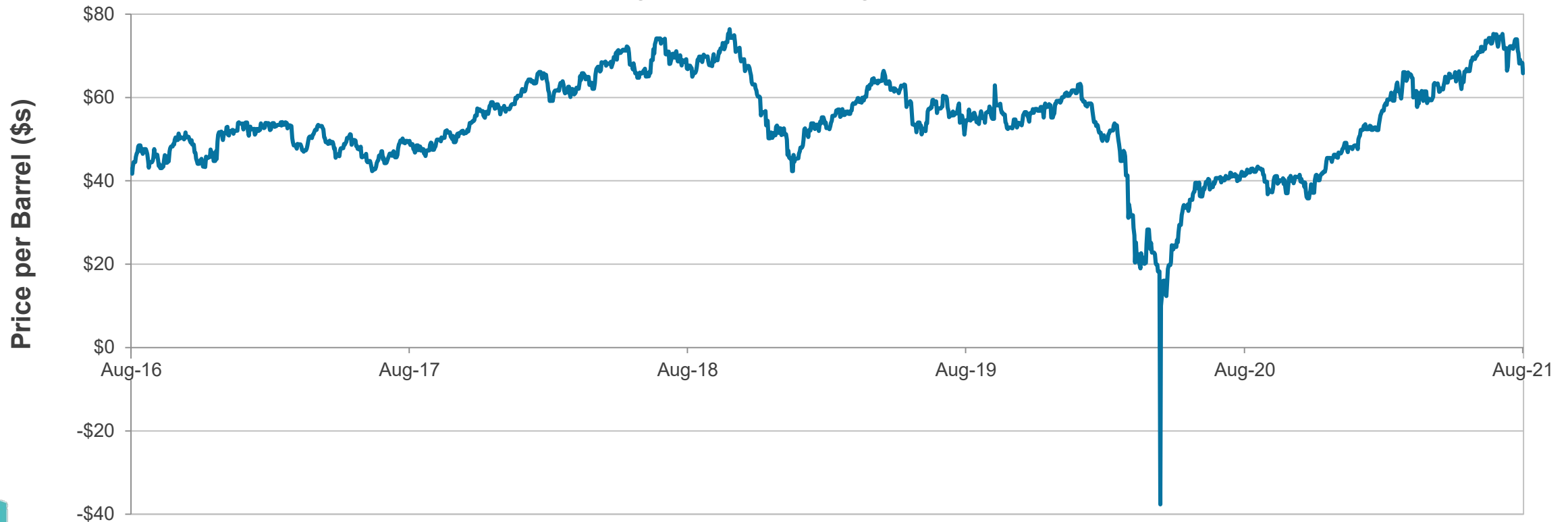


Crude Oil Prices

U.S. West Texas Intermediate (WTI) crude settled at \$68.28 per barrel on August 6. It is below its one month average of \$71.13 but above its one year average of \$55.03. OPEC and its allies began gradually curbing production cuts in May. In July, the group agreed to start increasing production in August. Meanwhile, recent concerns about the Delta COVID-19 variant and its potential impact on economic activity have weighed on oil prices over the past month.

West Texas Intermediate Oil Price Per Barrel (WTI Spot)

August 9, 2016 – August 9, 2021



Jet Fuel Prices

Jet fuel (U.S. Gulf Coast Spot) closed at \$1.822 per gallon on August 6, below its one month average of \$1.867 but above its one year average of \$1.468. A decline in global demand for jet fuel due to the coronavirus and ongoing travel restrictions put significant downward pressure on prices in 2020. However, the US economic reopening and rising travel demand has supported a recovery in jet fuel prices this year.

U.S. Gulf Coast 54 Grade Jet Fuel Spot Price
August 9, 2016 – August 9, 2021



U.S. Equity Markets

Year-to-date, the DJIA and S&P 500 are up 15.0% and 18.1%, respectively. We believe accommodative monetary policy, robust fiscal spending, and continued progress on vaccinations should be supportive of the economy and risk assets in 2021.

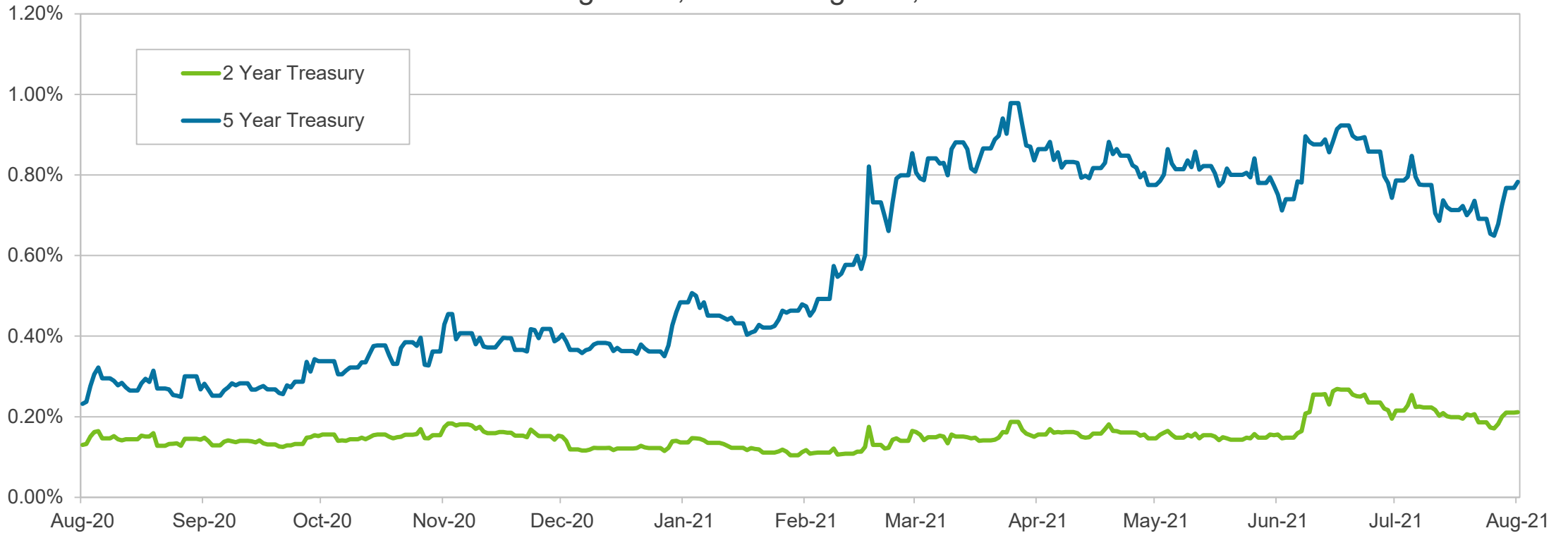
Dow Jones Industrial Average (DJIA) and S&P 500 Indices
August 9, 2016 – August 9, 2021



Treasury Yield History

Year-to-date, the yield on 5-year Treasuries is roughly 41 basis points higher, while the yield on 2-year Treasuries is about nine basis points higher.

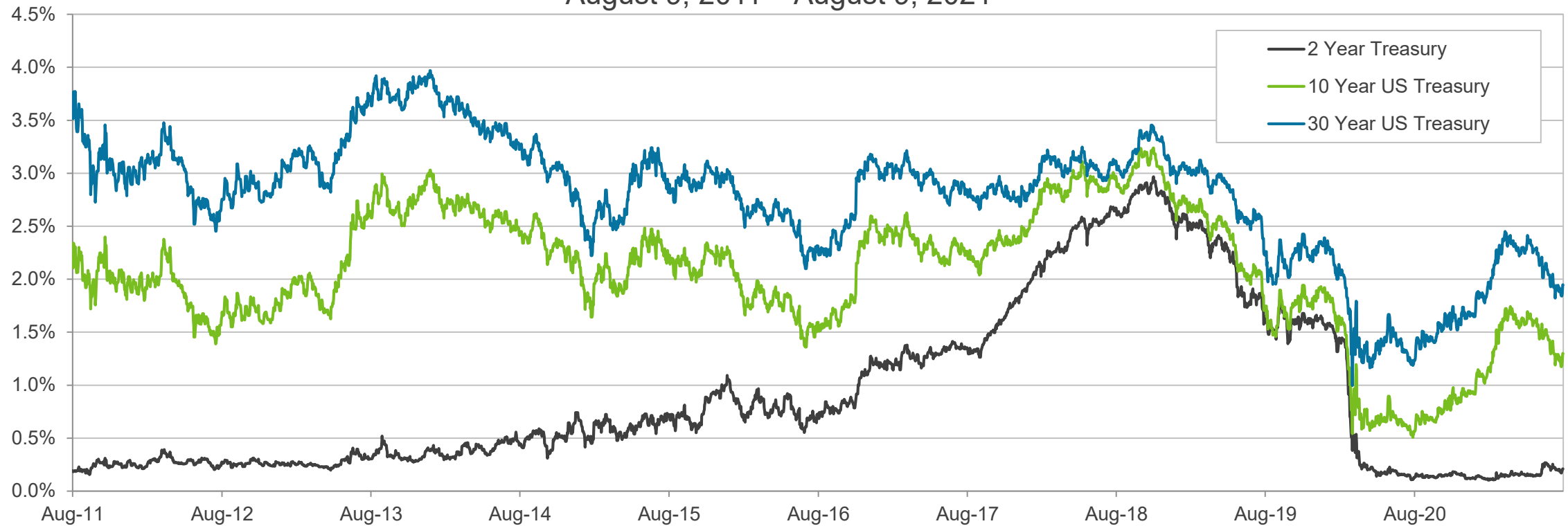
2- and 5-year U.S. Treasury Yields
August 10, 2020 – August 9, 2021



Treasury Yield History

The spread between the 2-year Treasury yield and the 10-year Treasury yield is roughly 109 basis points, versus a spread of about 42 basis points at this time last year. The current spread between the 2-year Treasury yield and 10-year Treasury yield is below longer-term trends, as the average spread since 2002 has been about 135 basis points.

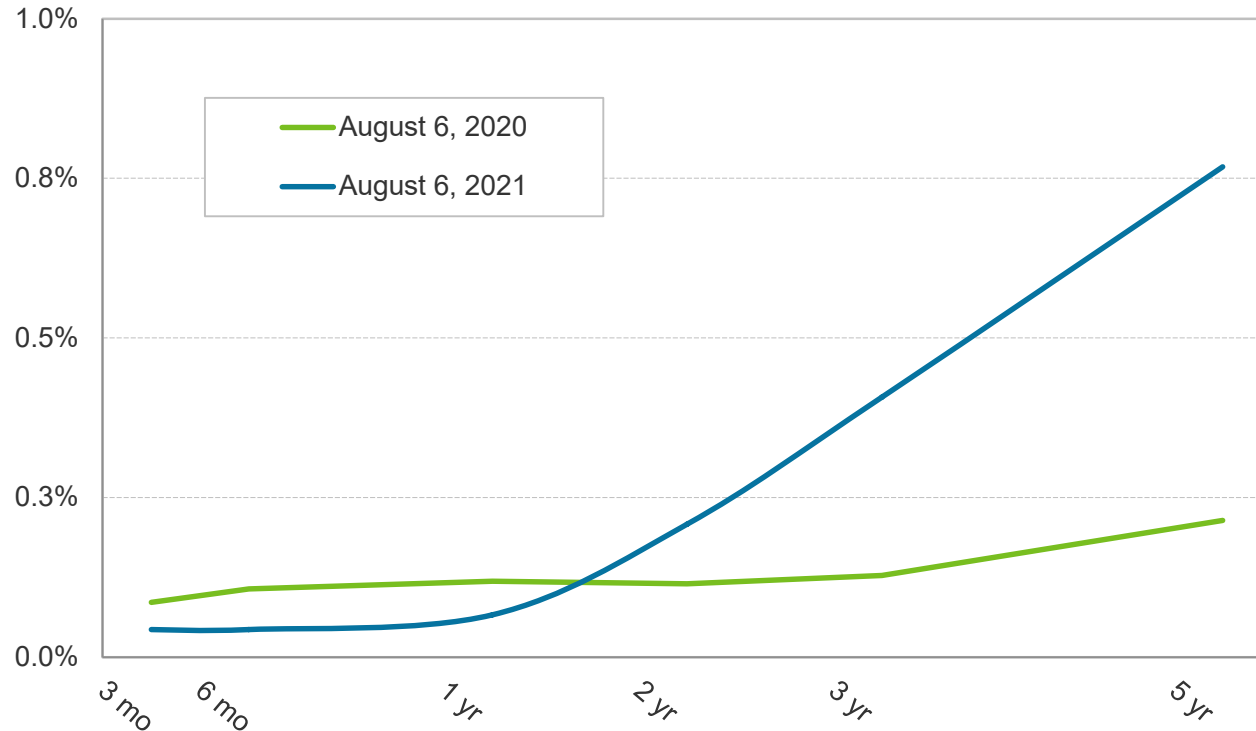
2-, 10- and 30-year U.S. Treasury Yields
August 9, 2011 – August 9, 2021



U.S. Treasury Yield Curve

The Treasury yield curve is steeper on a year-over-year basis. The 3-month T-bill yield is down about four basis points, the 2-Year Treasury yield about nine basis points higher, and the 10-Year Treasury yield is higher by 76 basis points, on a year-over-year basis. We believe the Treasury yield curve is poised for further steepening.

U.S. Treasury Yield Curve
August 6, 2020 versus August 6, 2021



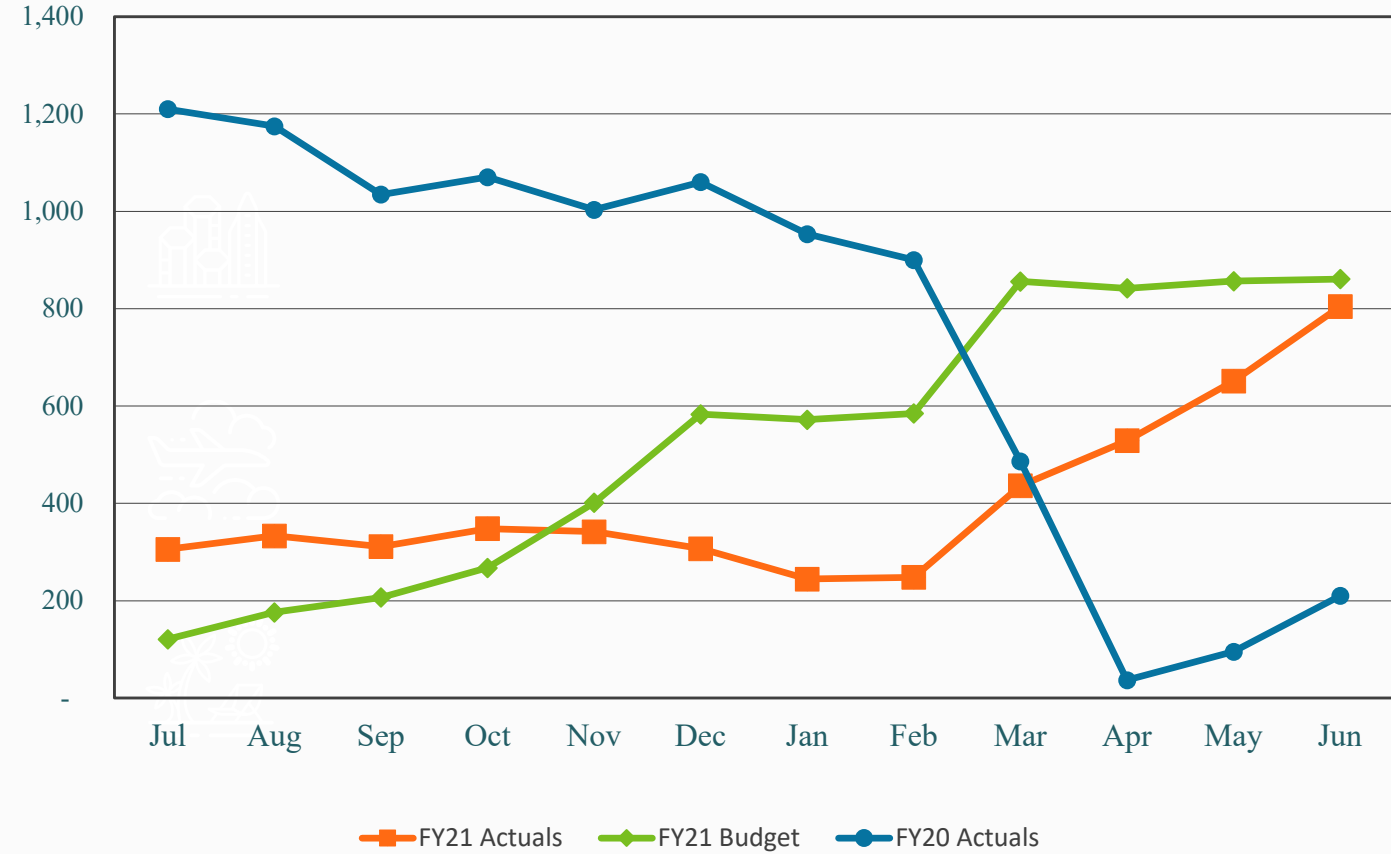
	8/6/2020	8/6/2021	Change
3-Mo.	0.09%	0.04%	(0.05%)
6-Mo.	0.11%	0.04%	(0.07%)
1-Yr.	0.12%	0.07%	(0.05%)
2-Yr.	0.12%	0.21%	0.09%
3-Yr.	0.13%	0.41%	0.28%
5-Yr.	0.21%	0.77%	0.56%
10-Yr.	0.54%	1.30%	0.76%
20-Yr.	0.97%	1.85%	0.88%
30-Yr.	1.20%	1.95%	0.75%



Financial Overview For the Fiscal Year Ended June 30, 2021 and 2020 (Unaudited)

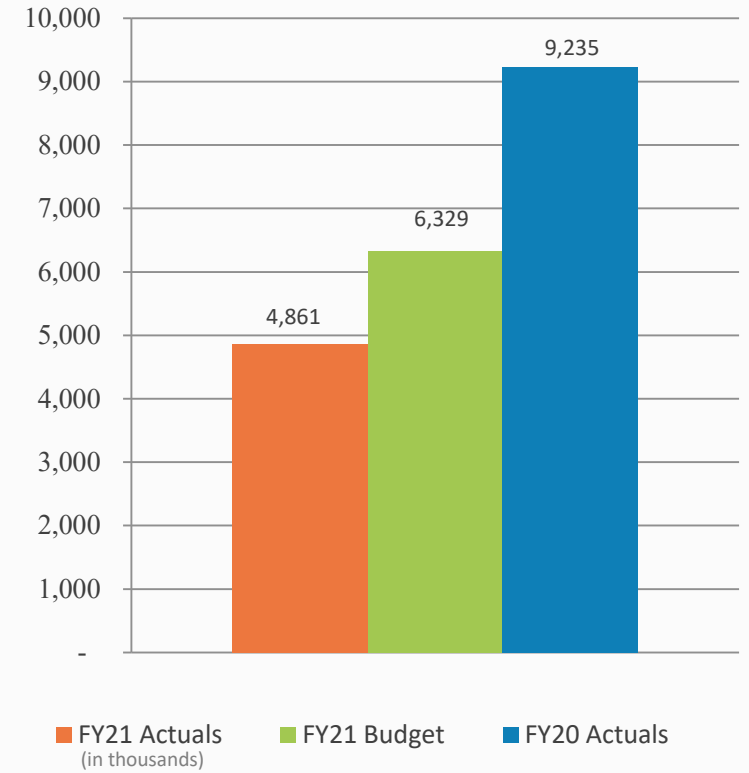
Enplanements

Thousands

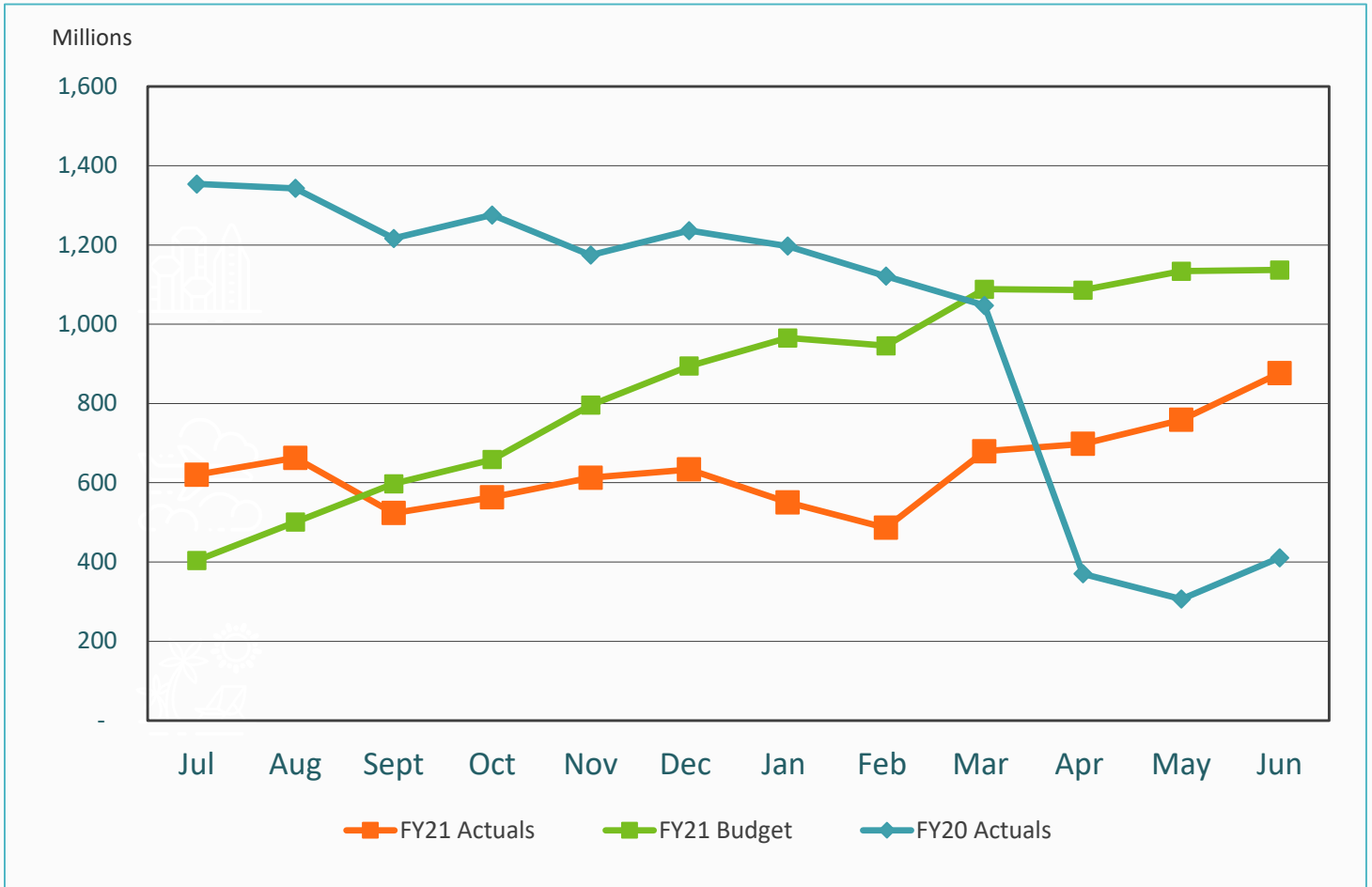


FY21 YTD Act Vs.
FY20 YTD Act
-47.4%

FY21 YTD Act Vs.
FY21 YTD Budget
-23.2%

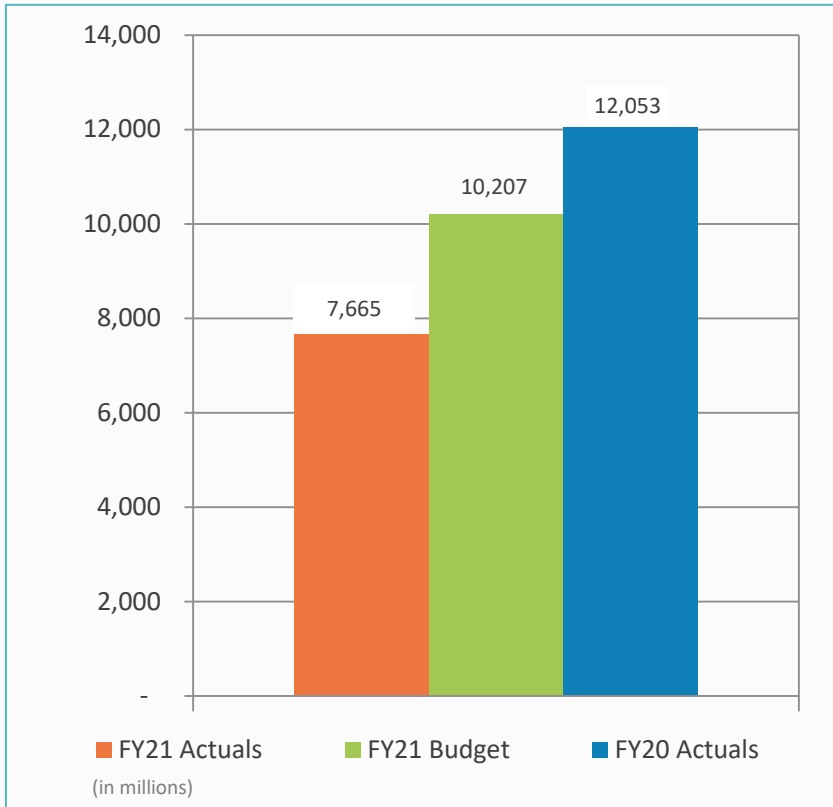


Landed Weights

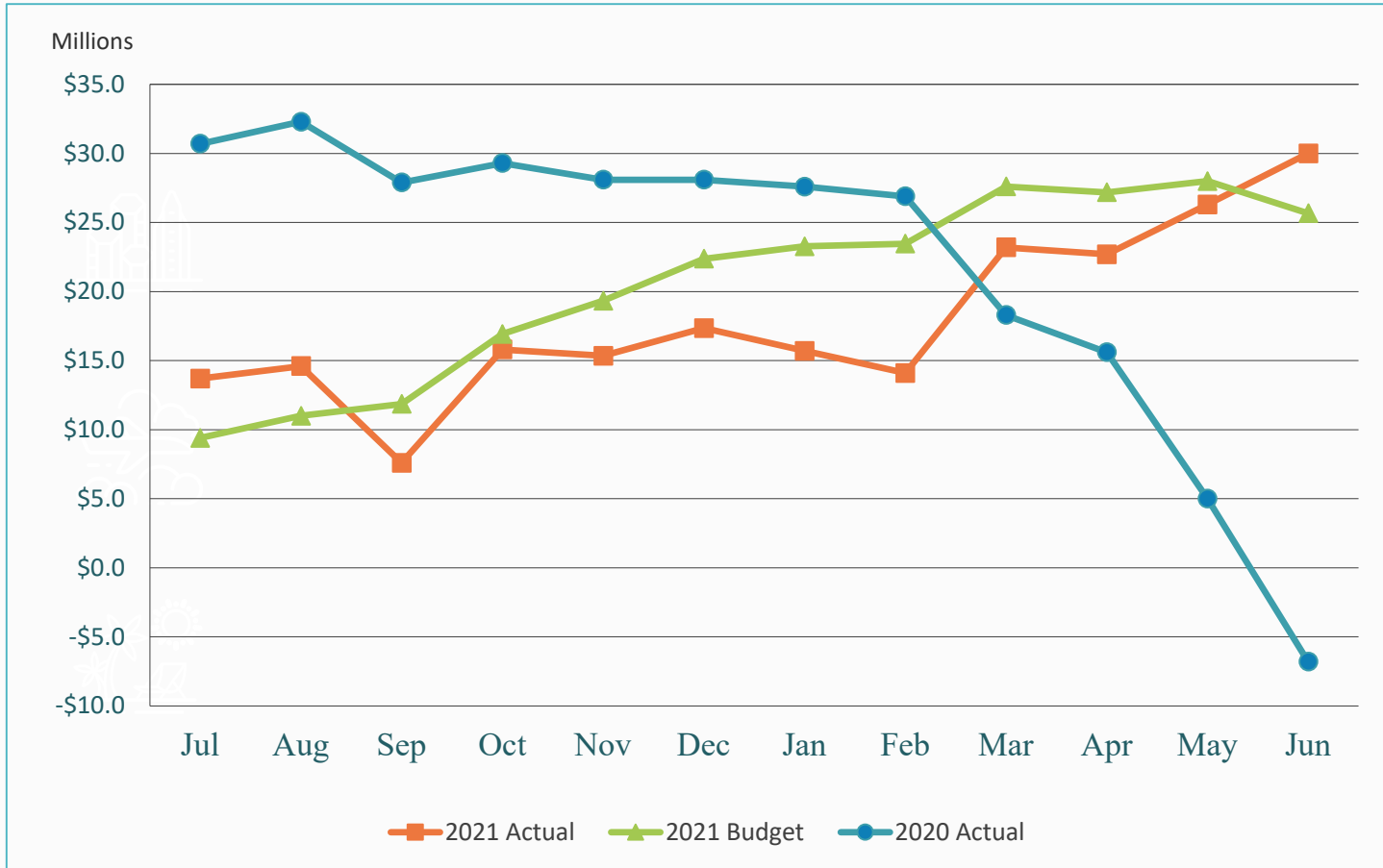


FY21 YTD Act Vs.
FY20 YTD Act
-36.4%

FY21 YTD Act Vs.
FY21 YTD Budget
-24.9%

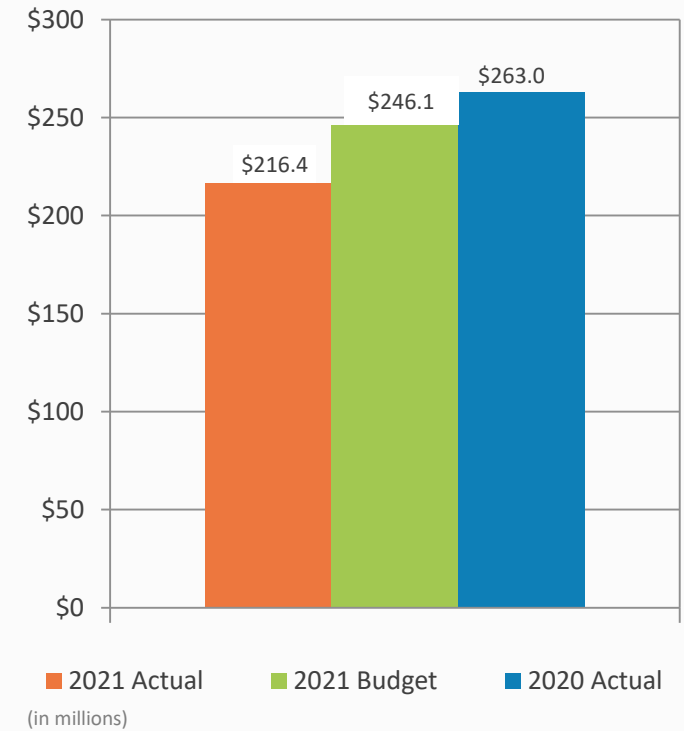


Total Operating Revenue (Unaudited)

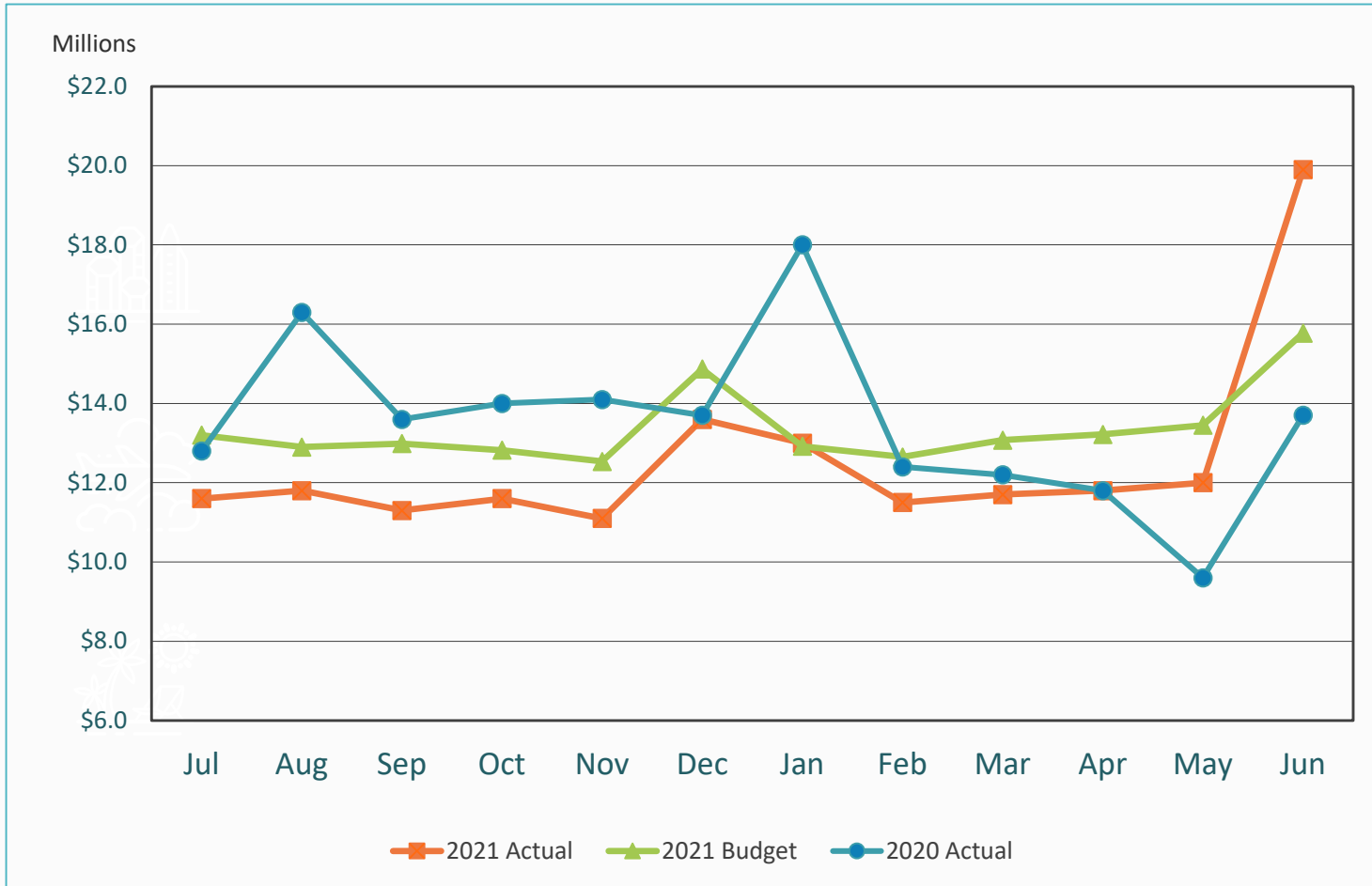


FY21 YTD Act Vs.
FY20 YTD Act
-17.7%

FY21 YTD Act Vs.
FY21 YTD Budget
-12.1%

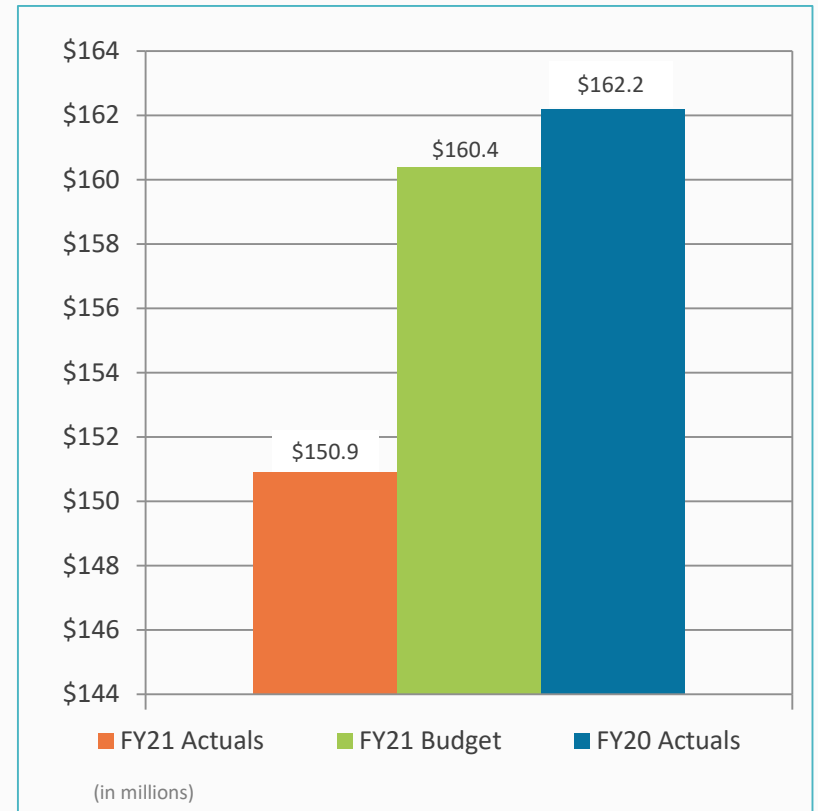


Total Operating Expenses (Unaudited)



FY21 YTD Act Vs.
FY20 YTD Act
7.0%

FY21 YTD Act Vs.
FY21 YTD Budget
5.9%



Connecting the world safely

We're raising the bar to bring you a safe and clean travel experience. Here's how you can join us:



Practice social distancing:
Help out by spreading out

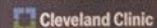



Wear face coverings:
See a United representative if you need one



Use the United app:
For a more touchless airport experience and up-to-date information

Learn more about our
United CleanPlus commitment at
[fly.com/cleanplus](https://www.fly.com/cleanplus)

Developed in conjunction with
 Cleveland Clinic

A STAR ALLIANCE MEMBER 

Revenue & Expense (Unaudited) For the Fiscal Year Ended June 30, 2021 and 2020

Operating Revenues for the Fiscal Year Ended June 30, 2021 (Unaudited)

(In thousands)	Budget	Actual	Variance Favorable (Unfavorable)	% Change	Prior Year
Aviation	\$ 144,269	\$ 134,322	\$ (9,947)	(7)%	\$ 131,838
Terminal concessions	21,237	10,754	(10,483)	(49)%	24,999
Rental car	22,718	16,973	(5,745)	(25)%	26,070
Parking	22,454	22,238	(216)	(1)%	36,440
Other operating	35,427	32,110	(3,318)	(9)%	43,690
Total operating revenues	\$ 246,105	\$ 216,397	\$ (29,709)	(12)%	\$ 263,036

Operating Expenses for the Fiscal Year Ended June 30, 2021 (Unaudited)

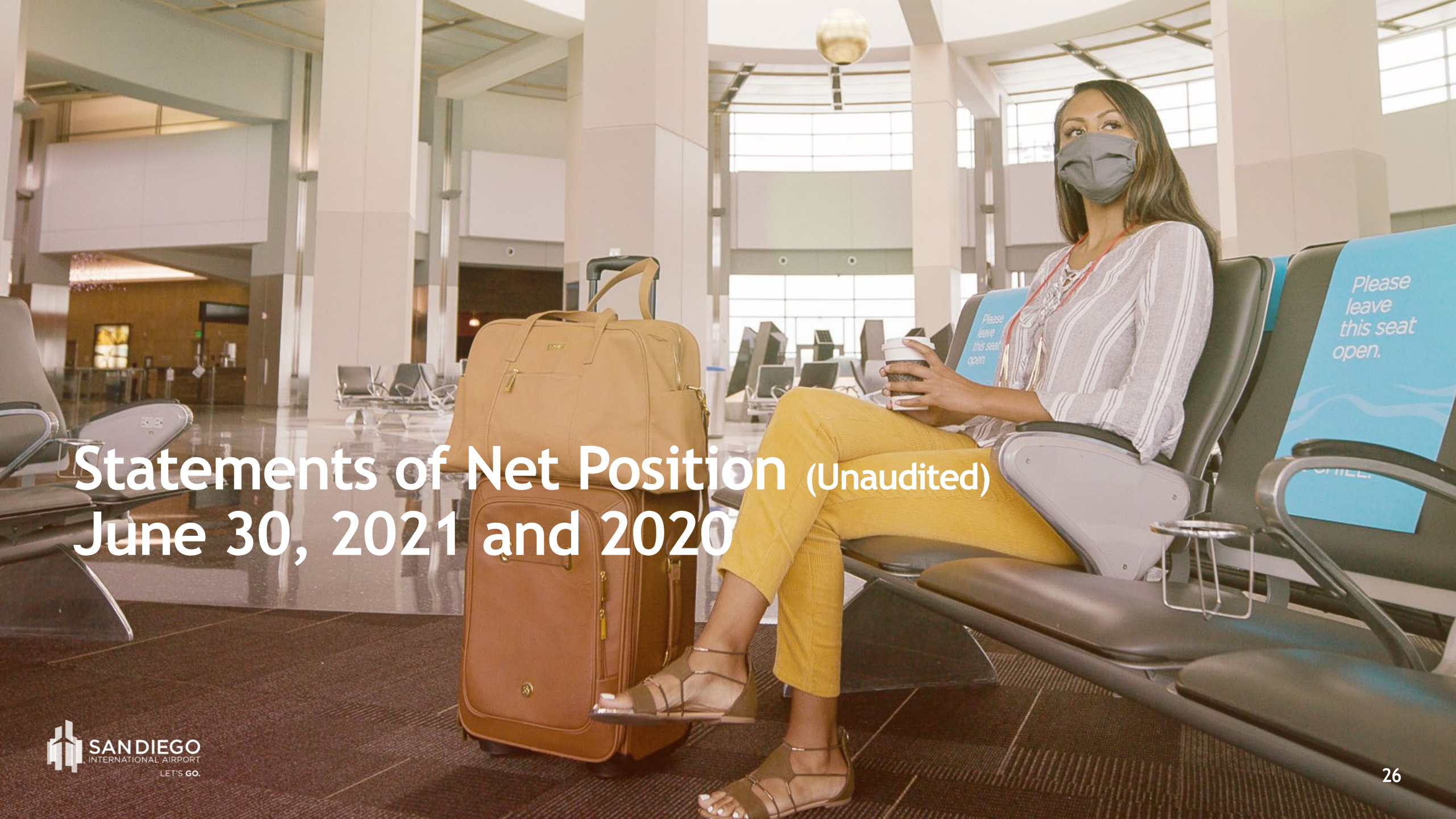
(In thousands)	Budget	Actual	Variance Favorable (Unfavorable)	% Change	Prior Year
Salaries and benefits	\$ 51,841	\$ 53,630	\$ (1,790)	(3)%	\$ 51,667
Contractual services	29,071	24,740	4,331	15%	37,694
Safety and security	34,176	35,086	(910)	(3)%	29,457
Space rental	10,203	10,267	(64)	-	10,207
Utilities	14,299	11,730	2,568	18%	12,748
Maintenance	12,433	9,111	3,322	27%	11,584
Equipment and systems	339	425	(85)	(28)%	336
Materials and supplies	624	450	174	28%	651
Insurance	1,558	1,519	40	3%	1,308
Employee development and support	806	442	363	45%	967
Business development	1,236	209	1,027	83%	2,033
Equipment rental and repairs	3,880	3,380	500	13%	3,598
Total operating expenses	\$ 160,465	\$ 150,986	\$ 9,477	6%	\$ 162,251

Net Operating Income (Loss) Summary for the Fiscal Year Ended June 30, 2021 (Unaudited)

(In thousands)	Budget	Actual	Variance Favorable (Unfavorable)	% Change	Prior Year
Total operating revenues	\$ 246,105	\$ 216,397	\$ (29,709)	(12)%	\$ 263,036
Total operating expenses	160,465	150,986	9,477	6%	162,251
Income from operations	85,640	65,410	(20,232)	(24)%	100,785
Depreciation	132,834	132,834	-	-	131,587
Operating income (loss)	\$ (47,194)	\$ (67,423)	\$ (20,232)	(43)%	\$ (30,802)

Nonoperating Revenues & Expenses for the Fiscal Year Ended June 30, 2021 (Unaudited)

(In thousands)	Budget	Actual	Variance Favorable (Unfavorable)	% Change	Prior Year
Passenger facility charges	\$ 24,170	\$ 22,110	\$ (2,060)	(9)%	\$ 34,393
Customer facility charges (Rental Car Center)	20,739	15,755	(4,983)	(24)%	30,240
Federal Relief Grants	54,326	77,219	22,892	42%	36,895
Quieter Home Program, net	(3,145)	(3,233)	(88)	(3)%	(3,295)
Interest income	7,590	13,471	5,882	77%	19,690
Interest expense (net)	(75,304)	(68,067)	7,236	10%	(73,612)
Other nonoperating revenue (expense)	(20)	(9,571)	(9,551)	-	14,181
Nonoperating revenue, net	28,356	47,684	19,328	68%	58,493
Change in net position before grant contributions	(18,837)	(19,739)	(904)	(5)%	27,691
Capital grant contributions	10,912	13,932	3,019	28%	4,072
Change in net position	\$ (7,925)	(5,807)	\$ 2,116	27%	\$ 31,763



Statements of Net Position (Unaudited) June 30, 2021 and 2020

Statements of Net Position (Unaudited)

As of June 30, 2021 and 2020 (In Thousands)

	2021	2020
Assets and Deferred Outflows of Resources		
Current assets	\$ 240,899	\$ 143,037
Cash designated for capital projects and other	46,916	64,026
Restricted assets	586,949	636,436
Capital assets, net	1,829,708	1,788,601
Other assets	149,247	279,869
Deferred outflows of resources	33,471	22,761
Total assets and deferred outflows of resources	\$ 2,887,191	\$ 2,934,730

Statements of Net Position (Unaudited)

As of June 30, 2021 and 2020 (In Thousands)

Liabilities and Deferred Inflows of Resources

	2021	2020
Current liabilities	\$ 75,415	\$ 90,997
Liabilities payable from restricted assets	77,368	71,272
Long term liabilities	1,848,124	1,875,514
Deferred inflows of resources	7,025	11,881
Total liabilities and deferred inflows of resources	\$ 2,007,933	\$ 2,049,665
Total net position	\$ 879,258	\$ 885,066

Questions?



SAN DIEGO
INTERNATIONAL AIRPORT
LET'S **GO.**

Investment Report

Period Ending
July 31, 2021

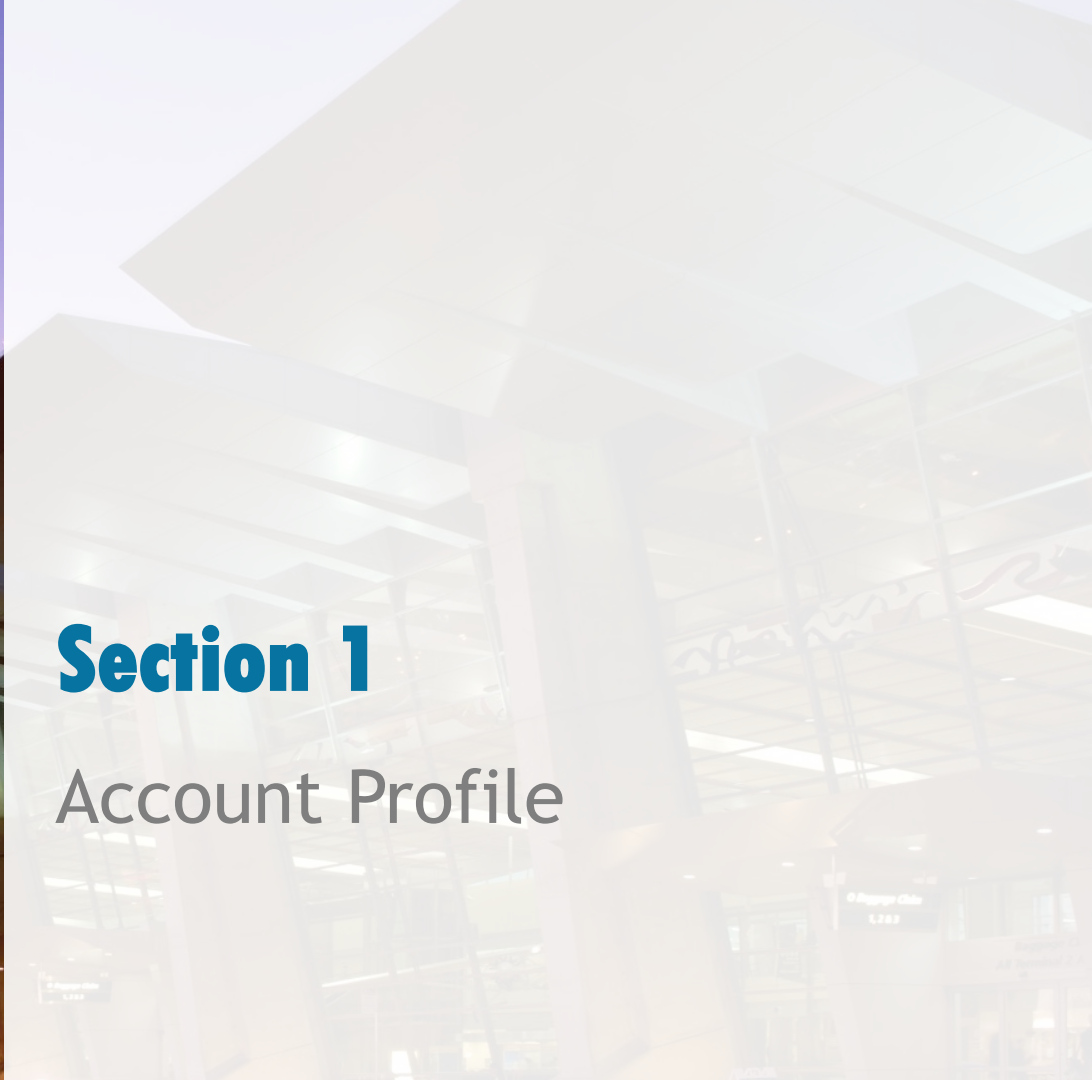
Presented by: Geoff Bryant
Manager Airport Finance

August 23, 2021



Section 1

Account Profile



Certification Page

This report is prepared for the San Diego County Regional Airport Authority (the “Authority”) in accordance with California Government Code Section 53646, which states that “the treasurer or chief fiscal officer may render a quarterly report to the chief executive officer, the internal auditor, and the legislative body of the local agency within 30 days following the end of the quarter covered by the report.”

The investment report was compiled in compliance with California Government Code 53646 and the Authority’s approved Investment Policy. All investment transactions made in the Authority’s portfolio during this period were made on behalf of the Authority. Sufficient liquidity and anticipated revenue are available to meet expenditure requirements for the next six months.



Scott Brickner, C.P.A.
Vice President, Chief Financial Officer
San Diego County Regional Airport Authority

Objectives

Investment Objectives

The San Diego County Regional Airport Authority's investment objectives, in order of priority, are to provide safety to ensure the preservation of capital in the overall portfolio, provide sufficient liquidity for cash needs and a market rate of return consistent with the investment program. In order to achieve these objectives, the portfolio invests in high quality fixed income securities consistent with the investment policy and California Government Code.

Portfolio Characteristics

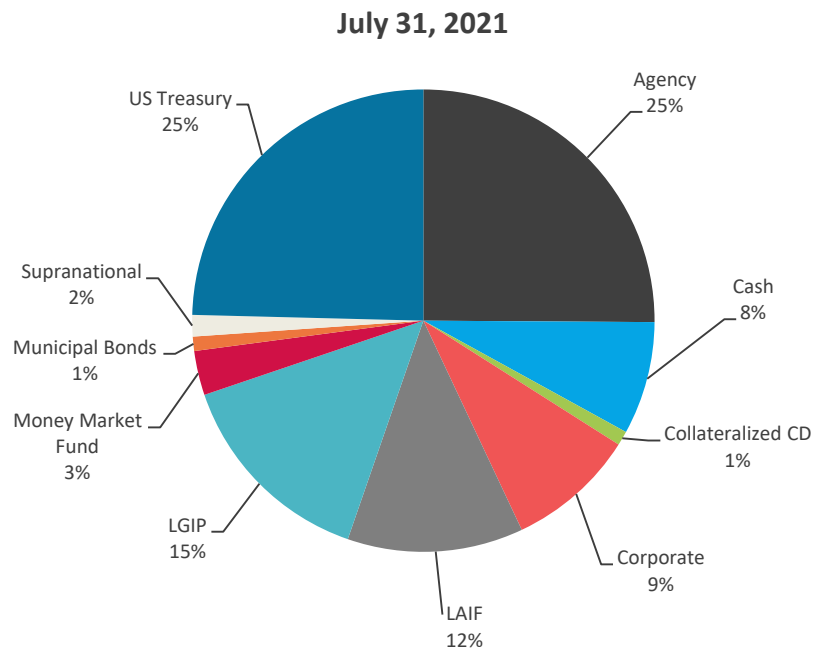
SDCRAA Consolidated

	7/31/2021	6/30/2021	Change
	Portfolio	Portfolio	Portfolio
Average Maturity (yrs)	0.99	0.87	0.12
Average Purchase Yield	1.36%	1.42%	(0.06%)
Average Market Yield	0.28%	0.33%	(0.05%)
Average Quality*	AA+/Aa1	AA+/Aa1	
Unrealized Gains/Losses	7,584,505	7,859,963	(275,458)
Total Market Value	516,457,021	515,213,424	1,243,597

*Portfolio is S&P and Moody's, respectively.

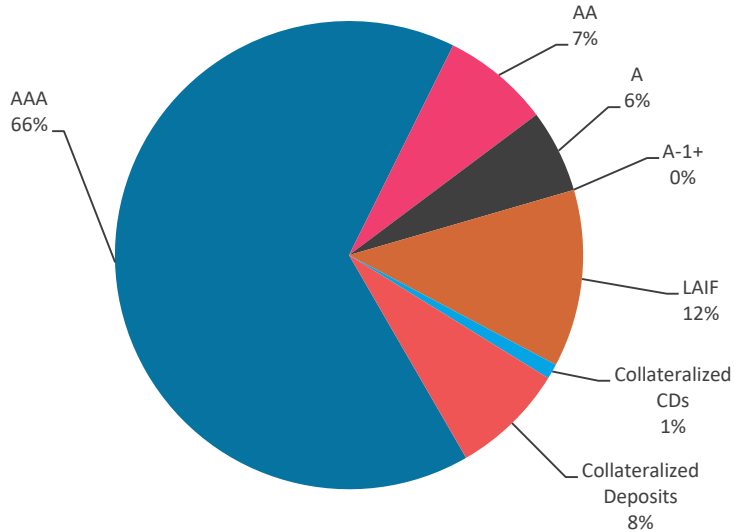
Sector Distribution

	July 31, 2021		June 30, 2021	
	Total Market Value	% of Portfolio	Total Market Value	% of Portfolio
Agency	129,812,132	25.1%	129,789,047	25.2%
Cash	40,586,987	7.9%	28,723,911	5.6%
Collateralized CD	5,413,351	1.0%	16,562,355	3.2%
Corporate	46,371,342	9.0%	49,483,673	9.6%
LAIF	63,293,517	12.3%	63,278,311	12.3%
LGIP	75,014,902	14.5%	74,864,832	14.5%
Money Market Fund	16,114,859	3.1%	27,676,943	5.4%
Municipal Bonds	5,246,542	1.0%	5,232,217	1.0%
Supranational	7,577,193	1.5%	7,605,395	1.5%
US Treasury	127,026,195	24.6%	111,996,739	21.7%
TOTAL	516,457,021	100.0%	515,213,424	100.0%



Quality & Maturity Distribution

July 31, 2021

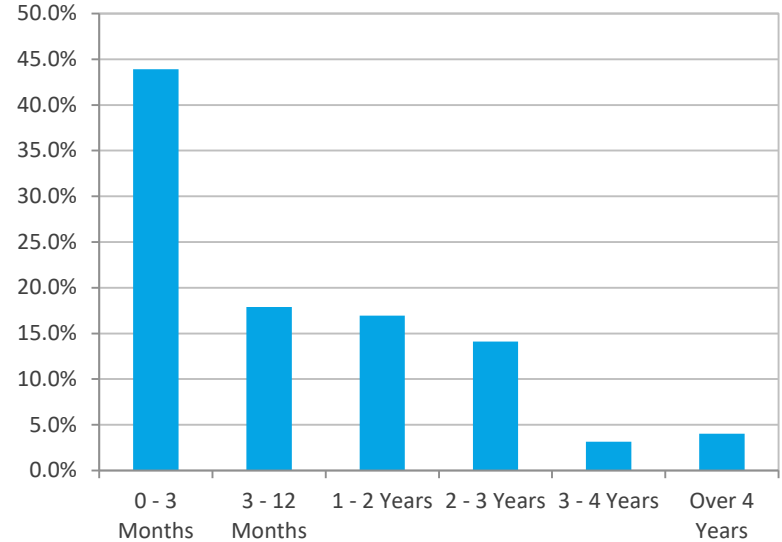


Notes:

Security ratings are based on the highest rating provided by Moody's, S&P and Fitch and is presented using the S&P ratings scale.

(1) Includes investments that have split ratings between S&P, Moody's and Fitch.

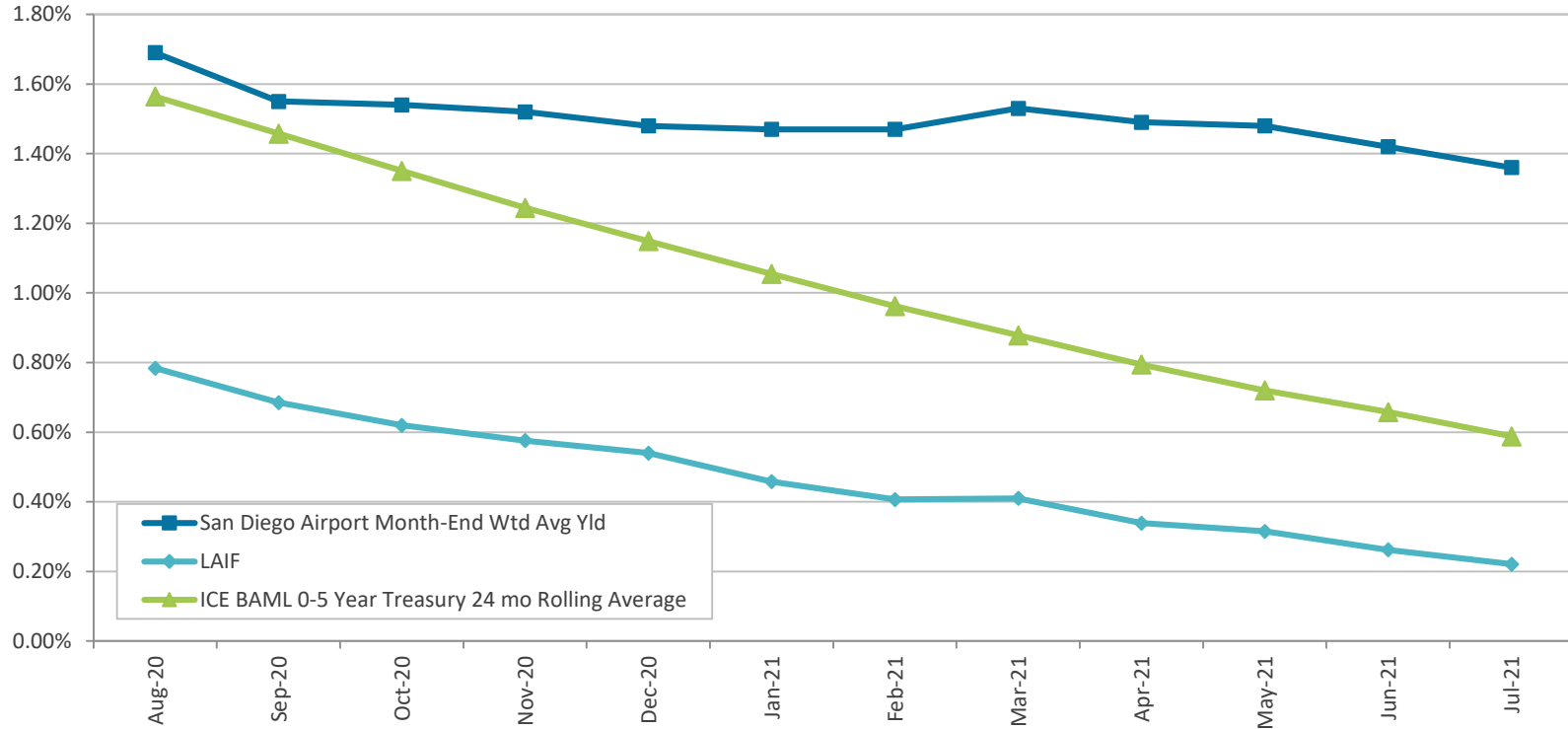
July 31, 2021



Notes:

(1) The 0-3 category includes investments held in LAIF, CalTrust, and the San Diego County Investment Pool.

Investment Performance





Section 2

Bond Proceeds

Bond Proceeds

Summary of 2013, 2014, 2017, 2019 & 2020 Bond Proceeds ⁽¹⁾

As of July 31, 2021
(in thousands)

	2014 Special Facility Revenue Bond	2013, 2017, 2019 & 2020 General Airport Revenue Bonds	Total Bond Proceeds	Yield	Rating
Project Fund					
LAIF	-	95,987	95,987	0.22%	N/R
SDCIP	-	88,724	88,724	0.73%	AAAf
Money Market Fund	-	16,742	16,742	0.03%	AAAm
	-	201,453	201,453	0.43%	
Debt Service Reserve & Coverage Funds					
SDCIP	29,544	75,084	104,2628	0.73%	AAAf
LAIF	-	34,078	34,078	0.22%	N/R
	29,544	109,162	138,706	0.60%	
Capitalized Interest Funds					
SDCIP	-	4,174	4,174	0.73%	AAAf
	-	4,174	4,174	0.73%	
TOTAL	29,544	317,051	344,333	0.50%	

(1) Bond Proceeds are not included in deposit limits as applied to operating funds. SDCIP Yield as of June 30, 2021.

A low-angle photograph of a modern airport terminal building. The building features a complex, multi-tiered structure with large concrete overhangs and glass facades. The sky is bright and clear. A teal-colored overlay with a geometric pattern is positioned in the upper left quadrant, containing the word "Questions?".

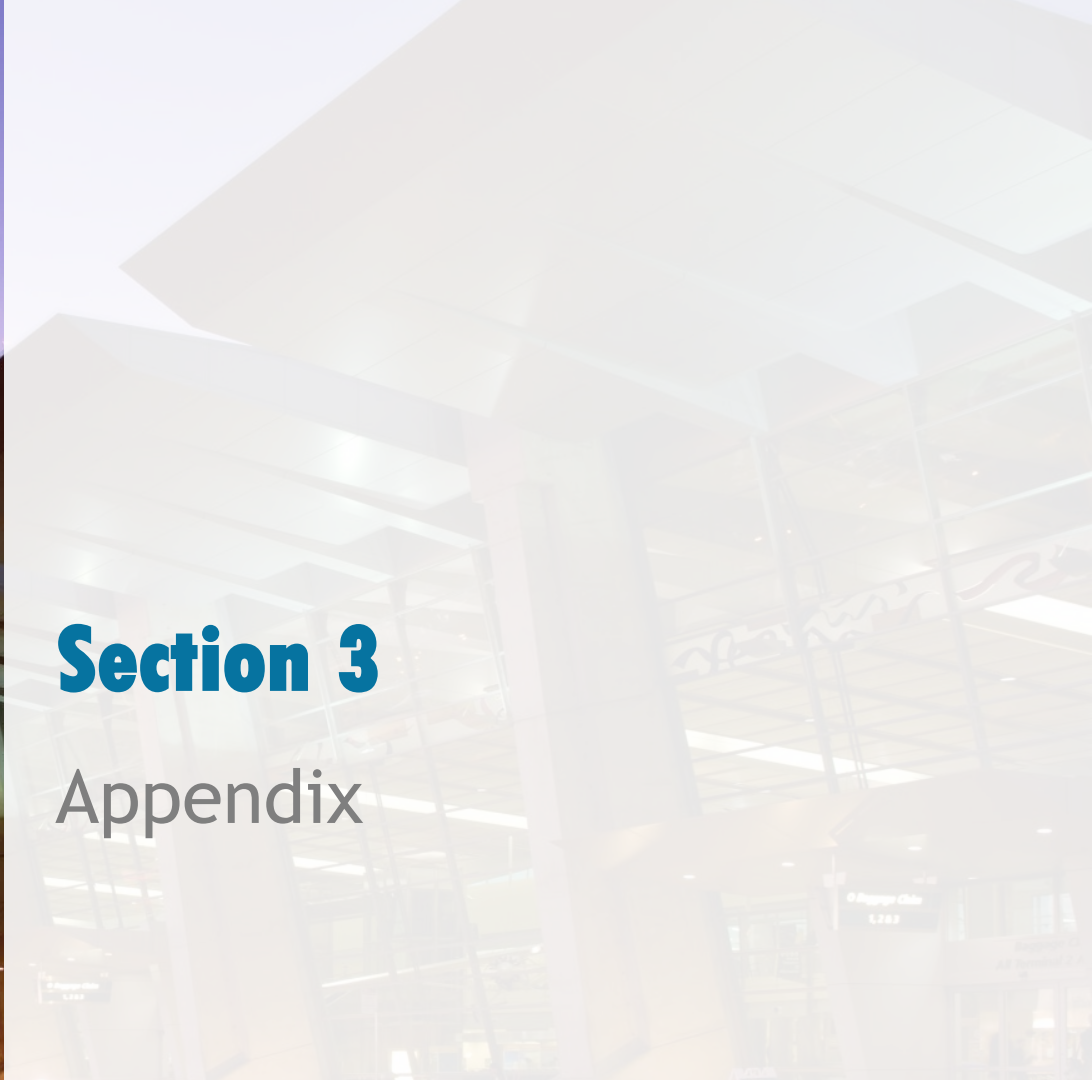
Questions?

● Ticketing
U S Airways



Section 3

Appendix



Compliance

July 31, 2021

This portfolio is a consolidation of assets managed by Chandler Asset Management and assets managed internally by SDCRAA. Chandler relies on SDCRAA to provide accurate information for reporting assets and producing this compliance statement.

Category	Standard	Comment
Treasury Issues	No Limit	<i>Complies</i>
Agency Issues	No Limit	<i>Complies</i>
Supranationals	"AA" rated or better by a Nationally Recognized Statistical Rating Organization ("NRSRO"); 30% maximum; 10% max per issuer; U.S. dollar denominated senior unsecured unsubordinated obligations issued or unconditionally guaranteed by the International Bank for Reconstruction and Development ("IBRD"), the International Finance Corporation ("IFC") or the Inter-American Development Bank ("IADB")	<i>Complies</i>
Municipal Issues	"A" rated or better by a NRSRO; 20% maximum; 5% max per issuer	<i>Complies</i>
Banker's Acceptances	"A-1" rated or equivalent or highest category by a NRSRO; 40% maximum; 5% max per bank; 180 days max maturity	<i>Complies</i>
Commercial Paper	"A-1" rated or equivalent by a NRSRO; or "A" rated issuer or equivalent by a NRSRO, if any long-term debt; 25% maximum; 5% max per issuer (combined with any other securities from that issuer); 270 days max maturity; Entity organized and operating in the U.S. as a general corporation and has total assets >\$500 million; or Entity is organized within the U.S. as a special purpose corporation, trust, or limited liability company and has credit enhancements including, but not limited to, over collateralization, letters of credit, or surety bond.	<i>Complies</i>
Negotiable Certificates of Deposit ("NCD")	"A" rated issuer or better by a NRSRO; 30% maximum; 5% max per issuer (combined with any other securities from that issuer); Issued by nationally or state-chartered bank, a state or federal savings institution or by a federally licensed or state licensed branch of a foreign bank.	<i>Complies</i>
Time Deposits/Certificates of Deposit/ Bank Deposit	Bank Deposits, including, demand deposit accounts, savings accounts, market rate accounts, and time certificates of deposits ("TCD") in financial institutions located in California. 20% maximum; 5% max per TCD issuer in excess of FDIC limit (combined with other securities from that issuer); 3 years max maturity; Financial institutions with net worth of \$10 million and total assets of \$50 million; Deposits in each bank limited to 5% max of the total assets of bank; To be eligible to receive Authority deposits, financial institution must have received a minimum overall satisfactory rating, under the Community Reinvestment Act, for meeting the credit needs of California Communities; Bank Deposits are required to be collateralized as specified by Cal. Gov. Code §53630 et seq.; Collateralization may be waived for any portion that is covered by FDIC	<i>Complies</i>
Medium Term Notes	"A" rated or better by a NRSRO; 20% maximum; 5% max per issuer (combined with any other securities from that issuer); Issued by corporations organized and operating within the U.S. or by depository institutions licensed by the U.S.	<i>Complies</i>
Money Market Funds	Highest rating or "AAA" rated by two NRSROs; or SEC registered investment adviser with assets under management in excess of \$500 million and experience greater than 5 years; 20% maximum; 10% per fund; 5% max of total fund balance	<i>Complies</i>
Repurchase Agreements	"A" rated or better by a NRSRO; 1 year max maturity; U.S. Treasury or Federal Agency collateral only	<i>Complies</i>
Local Agency Investment Fund (LAIF)	Max program limit for LAIF; Pursuant to California Gov. Code Section 16429.1	<i>Complies</i>
San Diego County Investment Pool (SDCIP)	Max program limit for LAIF	<i>Complies</i>
Local Government Investment Pool (LGIP)	Max program limit for LAIF	<i>Complies</i>
Prohibited	Inverse floaters, Range notes, Interest-only strips from mortgaged backed securities; Common stocks; Zero interest accrual securities	<i>Complies</i>
Average Maturity	3 years	<i>Complies</i>
Maximum maturity	5 years	<i>Complies</i>

Holdings Report

SDCRAA Consolidated - Account #10566

For the Month Ending July 31, 2021

CUSIP	Security Description	Par Value/Units	Purchase Date Book Yield	Book Value	Mkt Price Mkt YTM	Market Value Accrued Int.	% of Port. Gain/Loss	Moody/S&P Fitch	Maturity Duration
Agency									
313378JP7	FHLB Note 2.375% Due 09/10/2021	7,500,000.00	08/27/2019 1.57%	7,620,375.00	100.25 0.10%	7,518,510.00 69,765.63	1.47% (101,865.00)	Aaa / AA+ AAA	0.11 0.11
3130AF5B9	FHLB Note 3.000% Due 10/12/2021	4,500,000.00	10/22/2018 3.05%	4,493,385.00	100.57 0.09%	4,525,807.50 40,875.00	0.88% 32,422.50	Aaa / AA+ NR	0.20 0.20
313376C94	FHLB Note 2.625% Due 12/10/2021	5,000,000.00	01/28/2020 1.52%	5,101,350.00	100.91 0.09%	5,045,350.00 18,593.75	0.98% (56,000.00)	Aaa / AA+ AAA	0.36 0.36
3133ELHR8	FFCB Note 1.600% Due 01/21/2022	7,500,000.00	02/03/2020 1.41%	7,527,300.00	100.71 0.10%	7,553,130.00 3,333.33	1.46% 25,830.00	Aaa / AA+ AAA	0.48 0.47
3130AEBM1	FHLB Note 2.750% Due 06/10/2022	7,150,000.00	Various 2.82%	7,131,662.00	102.28 0.09%	7,313,191.60 27,855.21	1.42% 181,529.60	Aaa / AA+ NR	0.86 0.85
3135G0W33	FNMA Note 1.375% Due 09/06/2022	5,000,000.00	09/06/2019 1.55%	4,974,800.00	101.38 0.11%	5,069,130.00 27,690.97	0.99% 94,330.00	Aaa / AA+ AAA	1.10 1.09
313383WD9	FHLB Note 3.125% Due 09/09/2022	4,000,000.00	09/27/2018 3.00%	4,019,040.00	103.19 0.23%	4,127,684.00 49,305.56	0.81% 108,644.00	Aaa / AA+ AAA	1.11 1.08
3135G0T78	FNMA Note 2.000% Due 10/05/2022	7,500,000.00	03/02/2020 0.86%	7,717,875.00	102.21 0.12%	7,665,667.50 48,333.33	1.49% (52,207.50)	Aaa / AA+ AAA	1.18 1.16
3130A3KM5	FHLB Note 2.500% Due 12/09/2022	6,000,000.00	08/16/2018 2.81%	5,924,640.00	103.18 0.15%	6,190,554.00 21,666.67	1.20% 265,914.00	Aaa / AA+ NR	1.36 1.34
313383QR5	FHLB Note 3.250% Due 06/09/2023	4,900,000.00	09/11/2018 2.97%	4,959,045.00	105.65 0.20%	5,177,075.40 23,002.78	1.01% 218,030.40	Aaa / AA+ NR	1.86 1.81
3133EJUS6	FFCB Note 2.875% Due 07/17/2023	6,000,000.00	02/07/2019 2.56%	6,078,480.00	105.24 0.20%	6,314,478.00 6,708.33	1.22% 235,998.00	Aaa / AA+ AAA	1.96 1.92

Holdings Report

SDCRAA Consolidated - Account #10566

For the Month Ending July 31, 2021

CUSIP	Security Description	Par Value/Units	Purchase Date Book Yield	Book Value	Mkt Price Mkt YTM	Market Value Accrued Int.	% of Port. Gain/Loss	Moody/S&P Fitch	Maturity Duration
3133EKZK5	FFCB Note 1.600% Due 08/14/2023	7,000,000.00	08/19/2019 1.55%	7,012,460.00	102.83 0.21%	7,197,953.00 51,955.56	1.40% 185,493.00	Aaa / AA+ AAA	2.04 2.00
313383YJ4	FHLB Note 3.375% Due 09/08/2023	7,000,000.00	Various 2.65%	7,219,535.00	106.66 0.20%	7,466,291.00 93,843.75	1.46% 246,756.00	Aaa / AA+ NR	2.11 2.02
3130A0F70	FHLB Note 3.375% Due 12/08/2023	6,850,000.00	Various 2.75%	7,045,064.00	107.29 0.27%	7,349,049.90 34,035.94	1.43% 303,985.90	Aaa / AA+ AAA	2.36 2.27
3130AB3H7	FHLB Note 2.375% Due 03/08/2024	6,800,000.00	Various 2.36%	6,805,744.00	105.58 0.22%	7,179,678.00 64,151.39	1.40% 373,934.00	Aaa / AA+ NR	2.61 2.52
3133EKNX0	FFCB Note 2.160% Due 06/03/2024	5,000,000.00	07/19/2019 1.89%	5,062,250.00	105.10 0.35%	5,255,015.00 17,400.00	1.02% 192,765.00	Aaa / AA+ AAA	2.84 2.76
3130A1XJ2	FHLB Note 2.875% Due 06/14/2024	8,000,000.00	06/12/2019 2.00%	8,331,920.00	107.15 0.37%	8,571,752.00 30,027.78	1.67% 239,832.00	Aaa / AA+ NR	2.87 2.76
3135G0V75	FNMA Note 1.750% Due 07/02/2024	7,350,000.00	07/19/2019 1.87%	7,310,236.50	104.12 0.33%	7,652,915.55 10,361.46	1.48% 342,679.05	Aaa / AA+ AAA	2.92 2.85
3135G0W66	FNMA Note 1.625% Due 10/15/2024	5,000,000.00	12/03/2019 1.64%	4,997,100.00	103.94 0.39%	5,197,040.00 23,923.61	1.01% 199,940.00	Aaa / AA+ AAA	3.21 3.12
3137EAEP0	FHLMC Note 1.500% Due 02/12/2025	6,500,000.00	03/04/2020 0.85%	6,703,710.00	103.59 0.47%	6,733,259.00 45,770.83	1.31% 29,549.00	Aaa / AA+ AAA	3.54 3.42
TOTAL Agency		124,550,000.00	2.04%	126,035,971.50	0.22%	129,103,531.45 708,600.88	25.14% 3,067,559.95	Aaa / AA+ Aaa	1.80 1.75

Holdings Report

SDCRAA Consolidated - Account #10566

For the Month Ending July 31, 2021

CUSIP	Security Description	Par Value/Units	Purchase Date Book Yield	Book Value	Mkt Price Mkt YTM	Market Value Accrued Int.	% of Port. Gain/Loss	Moody/S&P Fitc	Maturity Duration
Cash									
PP2118\$00	U.S. Bank Checking Account	56,548.65	Various 0.00%	56,548.65	1.00 0.00%	56,548.65 0.00	0.01% 0.00	NR / NR NR	0.00 0.00
PP2118\$12	U.S. Bank Checking Account	46,390.02	Various 0.00%	46,390.02	1.00 0.00%	46,390.02 0.00	0.01% 0.00	NR / NR NR	0.00 0.00
PP2118V\$7	EastWest Bank Deposit Account	22,456,036.66	Various 0.15%	22,456,036.66	1.00 0.15%	22,456,036.66 0.00	4.35% 0.00	NR / NR NR	0.00 0.00
PP2118V\$8	EastWest Bank Deposit Account	109,035.30	Various 0.20%	109,035.30	1.00 0.20%	109,035.30 0.00	0.02% 0.00	NR / NR NR	0.00 0.00
PP2118V\$9	U.S. Bank Checking Account	17,918,976.21	Various 0.00%	17,918,976.21	1.00 0.00%	17,918,976.21 0.00	3.47% 0.00	NR / NR NR	0.00 0.00
TOTAL Cash		40,586,986.84	0.08%	40,586,986.84	0.08%	40,586,986.84 0.00	7.86% 0.00	NR / NR NR	0.00 0.00
Collateralized CD									
PP2118\$04	EastWest Bank Collateralized CD 1.800% Due 10/24/2021	5,435,600.90	Various 1.90%	5,411,177.22	87.09 1.90%	5,411,177.22 2,174.21	1.05% 0.00	NR / NR NR	0.23 0.22
TOTAL Collateralized CD		5,435,600.90	1.90%	5,411,177.22	1.90%	5,411,177.22 2,174.21	1.05% 0.00	NR / NR NR	0.23 0.22

Holdings Report

SDCRAA Consolidated - Account #10566

For the Month Ending July 31, 2021

CUSIP	Security Description	Par Value/Units	Purchase Date Book Yield	Book Value	Mkt Price Mkt YTM	Market Value Accrued Int.	% of Port. Gain/Loss	Moody/S&P Fitch	Maturity Duration
Corporate									
69371RP42	Paccar Financial Corp Note 3.150% Due 08/09/2021	3,000,000.00	08/16/2018 3.09%	3,005,220.00	100.05 0.89%	3,001,500.00 45,150.00	0.59% (3,720.00)	A1 / A+ NR	0.02 0.02
69353REY0	PNC Bank Callable Note Cont 11/09/2021 2.550% Due 12/09/2021	2,000,000.00	07/13/2018 3.28%	1,953,160.00	100.64 0.21%	2,012,704.00 7,366.67	0.39% 59,544.00	A2 / A A+	0.36 0.27
459200JQ5	IBM Corp Note 2.500% Due 01/27/2022	2,000,000.00	08/16/2018 3.12%	1,960,160.20	101.12 0.21%	2,022,388.00 555.55	0.39% 62,227.80	A2 / A- NR	0.49 0.49
037833AY6	Apple Inc Note 2.150% Due 02/09/2022	4,000,000.00	09/15/2017 2.10%	4,008,680.00	101.00 0.24%	4,039,908.00 41,088.89	0.79% 31,228.00	Aa1 / AA+ NR	0.53 0.52
74005PBA1	Praxair Callable Note Cont 11/15/2021 2.450% Due 02/15/2022	1,000,000.00	06/11/2018 3.18%	974,800.00	100.64 0.22%	1,006,425.00 11,297.22	0.20% 31,625.00	A2 / A NR	0.55 0.29
69353RFB9	PNC Bank Callable Note Cont 1/18/2022 2.625% Due 02/17/2022	2,000,000.00	06/11/2018 3.35%	1,950,240.00	101.10 0.24%	2,021,950.00 23,916.67	0.40% 71,710.00	A2 / A A+	0.55 0.46
00440EAU1	Chubb INA Holdings Inc Callable Note Cont 9/3/2022 2.875% Due 11/03/2022	2,000,000.00	09/27/2018 3.47%	1,955,180.00	102.92 0.19%	2,058,376.00 14,055.56	0.40% 103,196.00	A3 / A A	1.26 1.07
24422EUA5	John Deere Capital Corp Note 2.700% Due 01/06/2023	3,500,000.00	Various 3.22%	3,422,355.00	103.44 0.29%	3,620,456.00 6,562.50	0.70% 198,101.00	A2 / A A	1.44 1.41
89236TELS	Toyota Motor Credit Corp Note 2.700% Due 01/11/2023	2,000,000.00	07/13/2018 3.34%	1,946,860.00	103.48 0.28%	2,069,668.00 3,000.00	0.40% 122,808.00	A1 / A+ A+	1.45 1.42
084670BR8	Berkshire Hathaway Callable Note Cont 1/15/2023 2.750% Due 03/15/2023	2,000,000.00	07/13/2018 3.20%	1,961,020.00	103.64 0.24%	2,072,824.00 20,777.78	0.41% 111,804.00	Aa2 / AA A+	1.62 1.42
037833AK6	Apple Inc Note 2.400% Due 05/03/2023	2,000,000.00	07/19/2019 2.13%	2,019,760.00	103.70 0.29%	2,073,940.00 11,733.33	0.40% 54,180.00	Aa1 / AA+ NR	1.76 1.72

Holdings Report

SDCRAA Consolidated - Account #10566

For the Month Ending July 31, 2021

CUSIP	Security Description	Par Value/Units	Purchase Date Book Yield	Book Value	Mkt Price Mkt YTM	Market Value Accrued Int.	% of Port. Gain/Loss	Moody/S&P Fitch	Maturity Duration
58933YAF2	Merck & Co Note 2.800% Due 05/18/2023	3,000,000.00	07/22/2019 2.11%	3,075,480.00	104.44 0.32%	3,133,344.00 17,033.33	0.61% 57,864.00	A1 / A+ A+	1.80 1.75
931142EK5	Wal-Mart Stores Callable Note Cont 5/26/2023 3.400% Due 06/26/2023	2,000,000.00	09/27/2018 3.31%	2,008,020.00	105.61 0.31%	2,112,132.00 6,611.11	0.41% 104,112.00	Aa2 / AA AA	1.90 1.78
06406FAD5	Bank of NY Mellon Corp Callable Note Cont 6/16/2023 2.200% Due 08/16/2023	4,000,000.00	Various 2.22%	3,996,200.00	103.54 0.30%	4,141,684.00 40,333.34	0.81% 145,484.00	A1 / A AA-	2.04 1.83
857477AM5	State Street Bank Note 3.700% Due 11/20/2023	2,000,000.00	08/19/2019 2.06%	2,132,940.00	107.80 0.30%	2,156,082.00 14,594.44	0.42% 23,142.00	A1 / A AA-	2.31 2.21
89236TFS9	Toyota Motor Credit Corp Note 3.350% Due 01/08/2024	2,000,000.00	02/07/2019 3.07%	2,025,380.00	106.87 0.51%	2,137,354.00 4,280.56	0.41% 111,974.00	A1 / A+ A+	2.44 2.35
91159HHV5	US Bancorp Callable Note Cont 1/5/2024 3.375% Due 02/05/2024	2,000,000.00	02/07/2019 3.19%	2,017,220.00	107.07 0.44%	2,141,404.00 33,000.00	0.42% 124,184.00	A2 / A+ A+	2.52 2.32
438516BW5	Honeywell Intl Callable Note Cont 7/15/2024 2.300% Due 08/15/2024	4,000,000.00	12/03/2019 1.96%	4,059,840.00	105.14 0.55%	4,205,424.00 42,422.22	0.82% 145,584.00	A2 / A A	3.04 2.84
TOTAL Corporate		44,500,000.00	2.74%	44,472,515.20	0.35%	46,027,563.00 343,779.17	8.98% 1,555,047.80	A1 / A+ A+	1.52 1.42

Holdings Report

SDCRAA Consolidated - Account #10566

For the Month Ending July 31, 2021

CUSIP	Security Description	Par Value/Units	Purchase Date Book Yield	Book Value	Mkt Price Mkt YTM	Market Value Accrued Int.	% of Port. Gain/Loss	Moody/S&P Fitch	Maturity Duration
LAIF									
90LAIF\$00	Local Agency Investment Fund State Pool	63,281,701.27	Various 0.22%	63,281,701.27	1.00 0.22%	63,281,701.27 11,815.25	12.26% 0.00	NR / NR NR	0.00 0.00
TOTAL LAIF		63,281,701.27	0.22%	63,281,701.27	0.22%	63,281,701.27 11,815.25	12.26% 0.00	NR / NR NR	0.00 0.00
Local Gov Investment Pool									
90SDCP\$00	County of San Diego Pooled Investment Pool	58,602,080.66	Various 0.73%	58,602,080.66	1.00 0.73%	58,602,080.66 0.00	11.35% 0.00	NR / NR AAA	0.00 0.00
09CATR\$04	CalTrust Short Term Fund	1,626,642.38	Various 0.13%	16,276,593.13	10.09 0.13%	16,412,821.65 0.00	3.18% 136,228.52	NR / AA NR	0.00 0.00
TOTAL Local Gov Investment Pool		60,228,723.04	0.60%	74,878,673.79	0.60%	75,014,902.31 0.00	14.52% 136,228.52	NR / AA Aaa	0.00 0.00
Money Market Fund FI									
262006307	Dreyfus Gov't Cash Management Money Market Fund	16,114,858.73	Various 0.03%	16,114,858.73	1.00 0.03%	16,114,858.73 0.00	3.12% 0.00	Aaa / AAA NR	0.00 0.00
TOTAL Money Market Fund		16,114,858.73	0.03%	16,114,858.73	0.03%	16,114,858.73 0.00	3.12% 0.00	Aaa / AAA NR	0.00 0.00

Holdings Report

SDCRAA Consolidated - Account #10566

For the Month Ending July 31, 2021

CUSIP	Security Description	Par Value/Units	Purchase Date Book Yield	Book Value	Mkt Price Mkt YTM	Market Value Accrued Int.	% of Port. Gain/Loss	Moody/S&P Fitch	Maturity Duration
Municipal Bonds									
649791PP9	New York St Taxable-GO 2.010% Due 02/15/2024	5,000,000.00	10/29/2019 2.01%	5,000,000.00	104.00 0.42%	5,200,200.00 46,341.67	1.02% 200,200.00	Aa2 / AA+ AA+	2.55 2.46
TOTAL Municipal Bonds		5,000,000.00	2.01%	5,000,000.00	0.42%	5,200,200.00 46,341.67	1.02% 200,200.00	Aa2 / AA+ AA+	2.55 2.46
Supranational									
4581X0CV8	Inter-American Dev Bank Note 1.250% Due 09/14/2021	2,500,000.00	04/03/2018 2.66%	2,385,100.00	100.13 0.14%	2,503,310.00 11,892.36	0.49% 118,210.00	Aaa / NR NR	0.12 0.12
459058FY4	Intl. Bank Recon & Development Note 2.000% Due 01/26/2022	3,000,000.00	03/16/2018 2.73%	2,920,650.00	100.92 0.10%	3,027,639.00 833.33	0.59% 106,989.00	Aaa / NR AAA	0.49 0.49
4581X0CN6	Inter-American Dev Bank Note 1.750% Due 04/14/2022	2,000,000.00	09/27/2018 3.03%	1,914,620.00	101.16 0.10%	2,023,116.00 10,402.78	0.39% 108,496.00	Aaa / AAA AAA	0.70 0.70
TOTAL Supranational		7,500,000.00	2.78%	7,220,370.00	0.12%	7,554,065.00 23,128.47	1.47% 333,695.00	Aaa / AAA Aaa	0.43 0.42
US Treasury									
912828D72	US Treasury Note 2.000% Due 08/31/2021	8,500,000.00	10/13/2017 1.81%	8,560,761.72	100.15 0.17%	8,513,115.50 71,141.30	1.66% (47,646.22)	Aaa / AA+ AAA	0.08 0.08
912828T67	US Treasury Note 1.250% Due 10/31/2021	7,700,000.00	11/20/2017 1.96%	7,492,761.72	100.29 0.08%	7,722,553.30 24,324.05	1.50% 229,791.58	Aaa / AA+ AAA	0.25 0.25

Holdings Report

SDCRAA Consolidated - Account #10566

For the Month Ending July 31, 2021

CUSIP	Security Description	Par Value/Units	Purchase Date Book Yield	Book Value	Mkt Price Mkt YTM	Market Value Accrued Int.	% of Port. Gain/Loss	Moody/S&P Fitch	Maturity Duration
912828U65	US Treasury Note 1.750% Due 11/30/2021	7,500,000.00	09/06/2019 1.55%	7,533,105.47	100.56 0.08%	7,541,745.00 22,233.61	1.46% 8,639.53	Aaa / AA+ AAA	0.33 0.33
912828U81	US Treasury Note 2.000% Due 12/31/2021	5,000,000.00	12/16/2019 1.66%	5,034,375.00	100.80 0.08%	5,039,845.00 8,695.65	0.98% 5,470.00	Aaa / AA+ AAA	0.42 0.42
912828W89	US Treasury Note 1.875% Due 03/31/2022	8,000,000.00	12/23/2019 1.67%	8,035,937.50	101.19 0.09%	8,095,000.00 50,409.84	1.58% 59,062.50	Aaa / AA+ AAA	0.67 0.66
912828WZ9	US Treasury Note 1.750% Due 04/30/2022	2,750,000.00	11/17/2017 2.00%	2,720,781.25	101.24 0.09%	2,784,160.50 12,228.48	0.54% 63,379.25	Aaa / AA+ AAA	0.75 0.74
912828SV3	US Treasury Note 1.750% Due 05/15/2022	8,200,000.00	12/05/2017 2.09%	8,080,843.75	101.31 0.09%	8,307,625.00 30,415.76	1.61% 226,781.25	Aaa / AA+ AAA	0.79 0.79
912828XW5	US Treasury Note 1.750% Due 06/30/2022	8,200,000.00	12/05/2017 2.13%	8,063,546.88	101.51 0.10%	8,323,959.40 12,478.26	1.61% 260,412.52	Aaa / AA+ AAA	0.92 0.91
9128282P4	US Treasury Note 1.875% Due 07/31/2022	8,000,000.00	12/23/2019 1.68%	8,039,375.00	101.78 0.10%	8,142,184.00 407.61	1.58% 102,809.00	Aaa / AA+ AAA	1.00 0.99
912828L24	US Treasury Note 1.875% Due 08/31/2022	8,200,000.00	12/05/2017 2.14%	8,101,984.38	101.93 0.10%	8,357,915.60 64,341.03	1.63% 255,931.22	Aaa / AA+ AAA	1.08 1.07
912828L57	US Treasury Note 1.750% Due 09/30/2022	10,500,000.00	01/19/2018 2.39%	10,204,277.34	101.91 0.11%	10,700,980.50 61,752.05	2.08% 496,703.16	Aaa / AA+ AAA	1.17 1.15
912828M80	US Treasury Note 2.000% Due 11/30/2022	8,000,000.00	12/16/2019 1.66%	8,079,062.50	102.51 0.12%	8,200,624.00 27,103.83	1.59% 121,561.50	Aaa / AA+ AAA	1.33 1.32
912828R69	US Treasury Note 1.625% Due 05/31/2023	8,000,000.00	12/23/2019 1.70%	7,978,750.00	102.64 0.18%	8,211,560.00 22,021.86	1.59% 232,810.00	Aaa / AA+ AAA	1.83 1.81
912828V80	US Treasury Note 2.250% Due 01/31/2024	5,650,000.00	Various 2.14%	5,675,003.91	104.94 0.27%	5,929,189.10 345.45	1.15% 254,185.19	Aaa / AA+ AAA	2.50 2.44

Holdings Report

SDCRAA Consolidated - Account #10566

For the Month Ending July 31, 2021

CUSIP	Security Description	Par Value/Units	Purchase Date Book Yield	Book Value	Mkt Price Mkt YTM	Market Value Accrued Int.	% of Port. Gain/Loss	Moody/S&P Fitch	Maturity Duration
91282CAT8	US Treasury Note 0.250% Due 10/31/2025	7,000,000.00	07/28/2021 0.62%	6,891,718.75	98.54 0.60%	6,897,737.00 4,422.55	1.34% 6,018.25	Aaa / AA+ AAA	4.25 4.21
91282CBC4	US Treasury Note 0.375% Due 12/31/2025	7,000,000.00	07/28/2021 0.65%	6,917,148.44	98.91 0.62%	6,923,987.00 2,282.61	1.34% 6,838.56	Aaa / AA+ AAA	4.42 4.37
91282CBH3	US Treasury Note 0.375% Due 01/31/2026	7,000,000.00	07/28/2021 0.66%	6,910,312.50	98.85 0.64%	6,919,339.00 71.33	1.34% 9,026.50	Aaa / AA+ AAA	4.51 4.45
TOTAL US Treasury		125,200,000.00	1.70%	124,319,746.11	0.20%	126,611,519.90 414,675.27	24.60% 2,291,773.79	Aaa / AA+ Aaa	1.50 1.49
TOTAL PORTFOLIO		492,397,870.78	1.36%	507,322,000.66	0.28%	514,906,505.72 1,550,514.92	100.00% 7,584,505.06	Aa1 / AA+ Aaa	0.99 0.97
TOTAL MARKET VALUE PLUS ACCRUALS						516,457,020.64			

Transactions Ledger

SDCRAA Consolidated - Account #10566

June 1, 2021 through July 31, 2021

Transaction Type	Settlement Date	CUSIP	Quantity	Security Description	Price	Acq/Disp Yield	Amount	Interest Pur/Sold	Total Amount	Gain/Loss
ACQUISITIONS										
Purchase	07/07/2021	PP2118\$11	11,192,203.43	EastWest Bank Money Market Due: 07/07/2023	100.000	0.15%	11,192,203.43	0.00	11,192,203.43	0.00
Purchase	07/29/2021	91282CAT8	7,000,000.00	US Treasury Note 0.25% Due: 10/31/2025	98.453	0.62%	6,891,718.75	4,279.89	6,895,998.64	0.00
Purchase	07/29/2021	91282CBC4	7,000,000.00	US Treasury Note 0.375% Due: 12/31/2025	98.816	0.65%	6,917,148.44	2,068.61	6,919,217.05	0.00
Purchase	07/29/2021	91282CBH3	7,000,000.00	US Treasury Note 0.375% Due: 01/31/2026	98.719	0.66%	6,910,312.50	12,979.97	6,923,292.47	0.00
			Subtotal				31,911,383.12	19,328.47	31,930,711.59	0.00
TOTAL ACQUISITIONS			32,192,203.43				31,911,383.12	19,328.47	31,930,711.59	0.00
DISPOSITIONS										
Call	07/08/2021	594918BP8	3,000,000.00	Microsoft Callable Note Cont 7/8/2021 1.55% Due: 08/08/2021	100.000	1.55%	3,000,000.00	19,375.00	3,019,375.00	0.00
			Subtotal				3,000,000.00	19,375.00	3,019,375.00	0.00

Transactions Ledger

SDCRAA Consolidated - Account #10566

June 1, 2021 through July 31, 2021

Transaction Type	Settlement Date	CUSIP	Quantity	Security Description	Price	Acq/Disp Yield	Amount	Interest Pur/Sold	Total Amount	Gain/Loss
DISPOSITIONS										
Maturity	07/07/2021	PP2118\$10	11,192,203.43	EastWest Bank Collateralized CD 2.2% Due: 07/07/2021	100.000		11,192,203.43	0.00	11,192,203.43	40,013.13
Maturity	07/31/2021	912828S76	5,600,000.00	US Treasury Note 1.125% Due: 07/31/2021	100.000		5,600,000.00	0.00	5,600,000.00	59,718.75
	Subtotal		16,792,203.43				16,792,203.43	0.00	16,792,203.43	99,731.88
TOTAL DISPOSITIONS			19,792,203.43				19,792,203.43	19,375.00	19,811,578.43	99,731.88

Transactions Ledger for Bonds

SDCRAA Consolidated Bond Reserves - Account #10592

July 1, 2021 through July 31, 2021

Transaction Type	Settlement Date	CUSIP	Quantity	Security Description	Price	Acq/Disp Yield	Amount	Interest Pur/Sold	Total Amount	Gain/Loss
DISPOSITIONS										
Sale	7/1/2021	90SDCP\$00	1,665,222.82	County of San Diego Pooled Investment Pool			1,665,222.82	0.00	1,665,222.82	0.00
Sale	7/1/2021	90SDCP\$00	1,028,903.78	County of San Diego Pooled Investment Pool			1,028,903.78	0.00	1,028,903.78	0.00
		Subtotal	2,694,126.60				2,694,126.60	0.00	2,694,126.60	0.00
TOTAL DISPOSITIONS			2,694,126.60				2,694,126.60	0.00	2,694,126.60	0.00

Important Disclosures

2021 Chandler Asset Management, Inc, An Independent Registered Investment Adviser.

Information contained herein is confidential. Prices are provided by IDC, an independent pricing source. In the event IDC does not provide a price or if the price provided is not reflective of fair market value, Chandler will obtain pricing from an alternative approved third party pricing source in accordance with our written valuation policy and procedures. Our valuation procedures are also disclosed in Item 5 of our Form ADV Part 2A.

Performance results are presented gross-of-advisory fees and represent the client's Total Return. The deduction of advisory fees lowers performance results. These results include the reinvestment of dividends and other earnings. Past performance may not be indicative of future results. Therefore, clients should not assume that future performance of any specific investment or investment strategy will be profitable or equal to past performance levels. All investment strategies have the potential for profit or loss. Economic factors, market conditions or changes in investment strategies, contributions or withdrawals may materially alter the performance and results of your portfolio.

Index returns assume reinvestment of all distributions. Historical performance results for investment indexes generally do not reflect the deduction of transaction and/or custodial charges or the deduction of an investment management fee, the incurrence of which would have the effect of decreasing historical performance results. It is not possible to invest directly in an index.

Source ice Data Indices, LLC ("ICE"), used with permission. ICE permits use of the ICE indices and related data on an "as is" basis; ICE, its affiliates and their respective third party suppliers disclaim any and all warranties and representations, express and/or implied, including any warranties of merchantability or fitness for a particular purpose or use, including the indices, index data and any data included in, related to, or derived therefrom. Neither ICE data, its affiliates or their respective third party providers guarantee the quality, adequacy, accuracy, timeliness or completeness of the indices or the index data or any component thereof, and the indices and index data and all components thereof are provided on an "as is" basis and licensee's use it at licensee's own risk. ICE data, its affiliates and their respective third party do not sponsor, endorse, or recommend chandler asset management, or any of its products or services.

This report is provided for informational purposes only and should not be construed as a specific investment or legal advice. The information contained herein was obtained from sources believed to be reliable as of the date of publication, but may become outdated or superseded at any time without notice. Any opinions or views expressed are based on current market conditions and are subject to change. This report may contain forecasts and forward-looking statements which are inherently limited and should not be relied upon as indicator of future results. Past performance is not indicative of future results. This report is not intended to constitute an offer, solicitation, recommendation or advice regarding any securities or investment strategy and should not be regarded by recipients as a substitute for the exercise of their own judgment.

Fixed income investments are subject to interest, credit and market risk. Interest rate risk: the value of fixed income investments will decline as interest rates rise. Credit risk: the possibility that the borrower may not be able to repay interest and principal. Low rated bonds generally have to pay higher interest rates to attract investors willing to take on greater risk. Market risk: the bond market in general could decline due to economic conditions, especially during periods of rising interest rates.

Ratings information have been provided by Moody's, S&P and Fitch through data feeds we believe to be reliable as of the date of this statement, however we cannot guarantee its accuracy.

Security level ratings for U.S. Agency issued mortgage-backed securities ("MBS") reflect the issuer rating because the securities themselves are not rated. The issuing U.S. Agency guarantees the full and timely payment of both principal and interest and carries a AA+/Aaa/AAA by S&P, Moody's and Fitch respectively.

Benchmark Disclosures

ICE BAML 0-5 Yr US Treasury Index

The ICE BAML 0-5 Year US Treasury Index tracks the performance of US Dollar denominated Sovereign debt publicly issued by the US government in its domestic market with maturities less than three years. Qualifying securities must have at least 18 months to maturity at point of issuance, at least one month and less than five years remaining term to final maturity, a fixed coupon schedule and a minimum amount outstanding of \$1 billion. (Index: GVQA. Please visit www.mlindex.ml.com for more information)

San Diego County Regional Airport Authority



SAN DIEGO
INTERNATIONAL AIRPORT

Selection of Debt Underwriters for the Capital Program

LET'S **GO.**

Presented by:

John Dillon, Director

Financial and Risk Management

August 23, 2021

Agenda

- Underwriting Pool
- Underwriter Responsibilities
- Goals of Selection Process
- Selection Criteria
- Request for Proposal Results
- Board Action Requested

Underwriting Pool

- Staff is preparing for an Airport Revenue Bond issuance relating to the New T1 this calendar Year, contingent upon Board approval to fully proceed with the program this fall.
- Future Bond issues are expected throughout the New T1 program and for potential other capital needs
- Staff recommends establishing a Pool of Underwriters to provide Investment Banking services for our upcoming bond issuances replacing the pool established in 2017
- The Authority will select the underwriting syndicate (senior manager and co-managers) for each transaction from the pool

Underwriter Responsibilities

The underwriter will price and sell the bonds and if necessary, take unsold bonds into inventory. The senior manager will:

- Provide recommendations with regard to the optimal size, structuring and timing of revenue bond issues.
- Provide pre-sale market analyses and participate in retail and investor pricing discussions with the Authority and its advisors, prior to and on the date of pricing.
- Assist in preparation of preliminary and final official statements, and review of supplemental indentures and other related bond documents.
- Analyze the merits of any structuring options and evaluate the cost-effectiveness of bond insurance bids.

Goals of Selection Process

Create fair and open competition

Encourage broadest qualified group of respondents

Select a balanced team with core competencies in:

- Airport banking
- Underwriting California airport credits
- Demonstrated capital commitment
- Retail distribution, particularly in California
- Institutional coverage

Selection Criteria

- **Organization & Experience:** Demonstrated prior experience with financings of similar scope and complexity
- **Key Personnel & Resources:** Demonstrated competence and experience of the firm's personnel responsible for performing the work and providing services
- **Approach & Understanding of Services:** Understanding of the project scope, the Authority's objectives, and the proposed approach for providing the required services
- **Compensation/Fees:** Providing economical services while maintaining high quality banking and underwriting services

Results: A Pool of Eight Firms to Serve the Authority

Firm	Highlights
Academy Securities (Co-Manager)	<ul style="list-style-type: none">• Based in California with a large San Diego Presence• Co-managed \$5.5 billion in Airport underwriting since 2019• Certified MBE (Minority Business Enterprise) and SDVOBE (Service-disabled Veteran Business Enterprise)
B of A Securities	<ul style="list-style-type: none">• Provided Authority with \$200 million Revolving Credit Facility in July 2021• Senior manager for 22 and Co-Managed 20 issues for \$19.2 billion in Airport underwriting since 2019
Jefferies	<ul style="list-style-type: none">• Senior manager for \$379 million San Diego Airport Authority 2013 General Airport Revenue Bonds (GARB) issuance• Managed 42 and Co-managed 12 issues for \$8.8 billion in Airport underwriting since 2019.

Results: A Pool of Eight Firms to Serve the Authority

Firm	Highlights
Morgan Stanley	<ul style="list-style-type: none"> • Senior Manager for \$291 million San Diego Airport Authority 2017 GARB issuance • Managed 15 and Co-managed 18 issues for \$14.5 billion in Airport underwriting since 2019 • Strong institutional and retail distribution capabilities including 70 retail distribution offices in California who oversee customers managing \$44.6 Billion of Municipal bonds
RBC Capital Markets	<ul style="list-style-type: none"> • Managed 5 and Co-Managed 9 issues for \$8.1 billion in Airport underwriting since 2019 • Previously provided \$125 million variable rate debt facility to the Airport
Samuel A Ramirez & Co	<ul style="list-style-type: none"> • Certified MBE firm • Managed 6 and Co-managed 25 issues for \$18.2 billion in Airport underwriting since 2019.

Results: A Pool of Eight Firms to Serve the Authority

Firm	Highlights
Siebert Williams Shank & Co.	<ul style="list-style-type: none">• Certified MBE/Women’s Business Enterprise (WBE) firm headquartered in California• Senior Manager for \$305 million San Diego Airport Authority 2014 Special Facility Bonds issuance in February 2014• Managed 4 and Co-managed 32 issues for \$17.7 billion in Airport underwriting since 2019.
Stern Brothers (Co-Manager)	<ul style="list-style-type: none">• Certified 100% owned WBE enterprise• Co-managed \$4.8 billion in airport underwriting transaction since 2019

Recommendation and Requested Actions

Staff recommends Finance Committee forward item to the Board with approval recommendation:

- Adopt Resolution No. 2021-XXXX, approving the selection of the debt underwriters for the capital program

Questions





San Diego County Regional Airport Authority

Update on Revolver Draws and Outstanding Balances

Presented by Geoff Bryant, Finance Manager

Finance Committee August 23 2021

Bank Of America Revolving Credit Facility

- Board Approved \$200 million facility during July Board Meeting
- 3-year term
- Tax Exempt pricing: SIFMA* + 50 Basis Points (BPS)
- Taxable pricing: BSBY† Daily Floating Rate + 62 BPS
- Unutilized Pricing: up to 40% utilization 30 BPS; Greater than 40% utilization 0 BPS.

*a 7-day high-grade market index comprised of tax-exempt Variable Rate Demand Obligations

† index maintained by Bloomberg and measures the average yields for banks to access overnight funding

Revolving Credit Facility Balances

- Initial Draw made on August 12, 2021
- Balances will be utilized to fund preliminary spending on the New T1 project
- SIFMA rates currently **.02%**

SERIES	BALANCE	RATE	MONTHLY INTEREST AND FEES
AMT	40,100,000	0.52%	17,377
Non-AMT	40,000,000	0.52%	17,333
UNUTILIZED BALANCE	119,900,000	0.00%	-
TOTAL	\$ 200,000,000		\$ 34,710

Questions?

Executive Committee Staff Report

Meeting Date: August 23, 2021

Subject:

Pre-Approval of Travel Requests and Approval of Business and Travel Expense Reimbursement Requests for Board Members, the President/CEO, the Chief Auditor and General Counsel

Recommendation:

Pre-approve Travel Requests and approve Business and Travel Expense Reimbursement Requests.

Background/Justification:

Authority Policy 3.30 (3)(b) and (4) require that travel and business expense reimbursements of Board Members, the President/CEO, the Chief Auditor and the General Counsel be approved or pre-approved by the Executive Committee and presented to the Board for its information at its next regularly scheduled meeting.

On August 24, 2020, the Executive Committee pre-approved set dollar amounts for routine, in-town business expenses to be used during Fiscal Year 2021 for the President/CEO, General Counsel and Chief Auditor as authorized in Policy 3.30(3)(b)(i)(C).

The attached reports are being presented to comply with the requirements of Policy 3.30.

Fiscal Impact:

Funds for Business and Travel expenses are included in the FY 2022 Budget.

Meeting Date: August 23, 2021

Authority Strategies/Focus Areas:

This item supports one or more of the following (*select at least one under each area*):

Strategies

- Community Strategy Customer Strategy Employee Strategy Financial Strategy Operations Strategy

Focus Areas

- Advance the Airport Development Plan Transform the Customer Journey Optimize Ongoing Business

Environmental Review:

- A. CEQA: This Board action is not a project that would have a significant effect on the environment as defined by the California Environmental Quality Act ("CEQA"), as amended. 14 Cal. Code Regs. §15378. This Board action is not a "project" subject to CEQA. Cal. Pub. Res. Code §21065.
- B. California Coastal Act Review: This Board action is not a "development" as defined by the California Coastal Act. Cal. Pub. Res. Code §30106.
- C. NEPA: This Board action is not a project that involves additional approvals or actions by the Federal Aviation Administration ("FAA") and, therefore, no formal review under the National Environmental Policy Act ("NEPA") is required.

Application of Inclusionary Policies:

Not applicable.

Prepared by:

TONY R. RUSSELL
DIRECTOR, BOARD SERVICES/AUTHORITY CLERK

TRAVEL REQUESTS

**SAN DIEGO COUNTY REGIONAL AIRPORT AUTHORITY
OUT-OF-TOWN TRAVEL REQUEST**

GENERAL INSTRUCTIONS:

- A. All out-of-town travel requests must conform to applicable provisions of Policy 3.30.
- B. Once traveler completes form, submit to the traveler's Administrator for approval (for Board Members, President/CEO, General Counsel and Chief Auditor, Administrator is Board Executive Committee).

TRAVELER INFORMATION:

Traveler Name: Kimberly J. Becker Department: Executive, BU6
 Position: Board Member President/CEO General Counsel Chief Auditor
 All Other Authority Employees

DATE OF REQUEST: 07/07/2021 DATE OF DEPARTURE/RETURN: 09/27/2021 / 09/29/2021

DESTINATION / BUSINESS PURPOSE:

Destination: Washington, DC Business Purpose: San Diego Chamber of Commerce – Mission to Washington, DC

PROJECTED OUT-OF-TOWN TRAVEL EXPENSES:

A. Transportation Costs:	
• Airfare <input type="checkbox"/> <i>check box for business class or equivalent (international only)</i>	\$ <u>500.00</u>
• Rental Car	\$ _____
• Other Transportation (Taxi, TNC, Train, Bus)	\$ <u>100.00</u>
• Auto (Gas, Parking/Tolls, Mileage)	\$ _____
B. Lodging	\$ <u>800.00</u>
C. Meals and Incidental Expenses (Per Diem)	\$ <u>240.00</u>
D. Seminar and Conference Fees	\$ <u>1,800.00</u>
E. Entertainment	\$ _____
TOTAL PROJECTED TRAVEL EXPENSES	\$ <u>3,440.00</u>

CERTIFICATION BY TRAVELER

By my signature below, I certify the following:


1. The above-listed projected out-of-town travel expenses conform to Policy 3.30, are reasonable and directly related to Authority business; and
2. I have attended training regarding my responsibilities pursuant to Policy 3.30 within the past two years.

Travelers Signature:  Date: Jul 7, 2021
kbecker@san.org

CERTIFICATION BY ADMINISTRATOR (If Administrator is Executive Committee, Clerk certifies below.)

By my signature below, I certify the following:

1. I have reviewed this out-of-town travel request and made inquiries to determine that the out-of-town travel and identified expenses are directly related to and necessary for the advancement of the Authority's business and reasonable in comparison to the anticipated benefits to the Authority; and
2. I have attended training regarding my responsibilities pursuant to Policy 3.30 within the past two years.

Administrator's Signature:  Date: 7/8/2021

AUTHORITY CLERK CERTIFICATION ON BEHALF OF EXECUTIVE COMMITTEE

I, _____, certify that this document was approved
(Name of Clerk)
 by the Executive Committee at its _____ meeting.
(Meeting Date)

[Subscribe](#)[Past Issues](#)[Translate](#) ▼[View this email in your browser](#)

Our in-person delegation trip is back! Applications are now open to join the largest binational Mission to Washington, D.C. on September 26 through 29.

Join Cali-Baja's top business and elected leaders in our nation's capital and make an impact on legislation and regulation that affect your business. Delegates will get an unparalleled opportunity to collaborate with fellow business leaders and gain unique insights on the political landscape while meeting with the new administration's key legislators and policy officials.

[Act now](#) if you plan to be part of this year's delegation to take advantage of the reduced "early bird" registration pricing. For more information on the D.C. delegation and to submit your application, click the **Apply Now** button below.

We hope to see you there!

[APPLY NOW](#)



« All Events (<https://sdchamber.org/events/>)

2021 MISSION TO WASHINGTON D.C.

September 26 - September 29



Join the largest binational delegation to Washington, D.C. to voice your business needs and collaborate with San Diego's business leaders while meeting with the nation's top legislators and policy officials.

Attendees will have the unique opportunity to:

- **Participate in high-level meetings** with U.S. administration officials and agencies, such as Department of Transportation, U.S. Customs & Border Protection, Department of State, Housing & Urban Development and many others
- **Gain access** to our country's key decision-makers and advocate for local and regional issues important to business growth and creation of jobs in the Cali-Baja region
- **Network and make invaluable connections** with elected officials on the local, state and federal level, as well as other community members

EVENT DETAILS

Date & Time: Sunday, September 26 (7:00 PM) – Wednesday, September 29 (12:00 PM), 2021

Location: JW Marriott Washington, DC | 1331 Pennsylvania Avenue NW, DC 20004

Event Contact: Katie Tran | Ph: 619-544-1370 | Email: ktran@sdchamber.org (<mailto:ktran@sdchamber.org>)

Para obtener información sobre cómo asistir "Misión a Washington DC" favor de comunicarse con Kenia: kzamarripa@sdchamber.org (<mailto:kzamarripa@sdchamber.org>).

We use cookies to ensure we give you the best experience on our website and for analytical purposes. By using our website or clicking OK, you are agreeing to these terms.

WHY / OK / END?



FY 2021 Per Diem Rates for District of Columbia, District of Columbia

Meals & Incidentals (M&IE) Breakdown

Primary Destination	County	M&IE Total	Continental Breakfast/Breakfast	Lunch	Dinner	Incidental Expenses	First & LastDay of Travel
District of Columbia	Washington DC (also the cities of Alexandria, Falls Church and Fairfax, and the counties of Arlington and Fairfax, in Virginia; and the counties of Montgomery and Prince George's in Maryland)	\$76	\$18	\$19	\$34	\$5	\$57.00

**SAN DIEGO COUNTY REGIONAL AIRPORT AUTHORITY
OUT-OF-TOWN TRAVEL REQUEST**

GENERAL INSTRUCTIONS:

- A. All out-of-town travel requests must conform to applicable provisions of [Policy 3.30](#).
- B. Once traveler completes form, submit to the traveler's Administrator for approval (for Board Members, President/CEO, General Counsel and Chief Auditor, Administrator is Board Executive Committee).

TRAVELER INFORMATION:

Traveler Name: Kimberly J. Becker Department: Executive, BU6
 Position: Board Member President/CEO General Counsel Chief Auditor
 All Other Authority Employees

DATE OF REQUEST: 07/28/2021 DATE OF DEPARTURE/RETURN: 10/09/2021 / 10/13/2021

DESTINATION / BUSINESS PURPOSE:

Destination: Milan, Italy Business Purpose: World Routes Conference

PROJECTED OUT-OF-TOWN TRAVEL EXPENSES:

A. Transportation Costs:	
• Airfare <input checked="" type="checkbox"/> <i>check box for business class or equivalent (international only)</i>	\$ <u>4,500.00</u>
• Rental Car	\$
• Other Transportation (Taxi, TNC, Train, Bus)	\$ <u>300.00</u>
• Auto (Gas, Parking/Tolls, Mileage)	\$
B. Lodging	\$ <u>1,600.00</u>
C. Meals and Incidental Expenses (<i>Per Diem</i>)	\$ <u>1000.00</u>
D. Seminar and Conference Fees	\$ <u>3,600.00</u>
E. Entertainment	\$
TOTAL PROJECTED TRAVEL EXPENSES	\$ <u>11,000.00</u>

CERTIFICATION BY TRAVELER

By my signature below, I certify the following:

- 1. The above-listed projected out-of-town travel expenses conform to Policy 3.30, are reasonable and directly related to Authority business; and
- 2. I have attended training regarding my responsibilities pursuant to Policy 3.30 within the past two years.

Travelers Signature:  Date: Jul 28, 2021

kbecker@san.org

CERTIFICATION BY ADMINISTRATOR (If Administrator is Executive Committee, Clerk certifies below.)

By my signature below, I certify the following:

- 1. I have reviewed this out-of-town travel request and made inquiries to determine that the out-of-town travel and identified expenses are directly related to and necessary for the advancement of the Authority's business and reasonable in comparison to the anticipated benefits to the Authority; and
- 2. I have attended training regarding my responsibilities pursuant to Policy 3.30 within the past two years.

Administrator's Signature: _____ Date: _____

AUTHORITY CLERK CERTIFICATION ON BEHALF OF EXECUTIVE COMMITTEE

I, _____, certify that this document was approved
 (Name of Clerk)
 by the Executive Committee at its _____ meeting.
 (Meeting Date)



World Routes 2021

The 26th World Route Development Forum

Milan, Italy • 10 - 12 October 2021

Event Programme

The World Routes 2021 event programme will have dedicated virtual and in-person event days.

By creating this distinction, we will ensure that every member of the global route development community can participate in this year's event.

[Register your place](#)

[Download event brochure](#)

In-person event days

Saturday 9 October



Complimentary Tours

Various

[View complimentary tours](#)



Badge Collection

TBC

Location: Piazza Regione Lombardia



Welcome Reception

TBC

Location: Piazza Regione Lombardia

Sunday 10 October



Registration and Information Zone open

08:00 – 20:00



Meetings

09:00 – 12:20

Location: Airline Meeting Halls



Conference Programme

Various

Location: Keynote Theatre



Networking Lunch

11:50 – 13:00

Location: Lunch Area



Meetings

13:00 – 14:50

Location: Airline Meeting Halls



Conference Programme

Various

Location: Keynote Theatre



Networking Break

14:50 – 15:05

Location: Exhibition Hall



Meetings

15:05 – 17:25

Location: Airline Meeting Halls














Exhibitor Networking











17:25 – 19:00

Location: Exhibition Hall

Monday 11 October

	Registration and Information Zone open	07:45 – 18:30
	Meetings Location: Airline Meeting Halls	08:30 – 10:50
	Conference Programme Location: Keynote Theatre	Various
	Networking Break Location: Exhibition Hall	10:50 – 11:05
	Meetings Location: Airline Meeting Halls	11:05 – 12:55
	Networking Lunch Location: Lunch Area	12:35 – 13:30
	Meetings Location: Airline Meeting Halls	13:30 – 15:20
	Conference Programme Location: Keynote Theatre	Various
	Networking Break Location: Exhibition Hall	15:20 – 15:35
	Meetings Location: Airline Meeting Halls	15:35 – 17:25
	Networking Evening Location: Castello Sforzesco	TBC

Tuesday 12 October

	Registration and Information Zone open	08:00 – 20:00
	Meetings Location: Airline Meeting Halls	08:30 – 10:50
	Conference Programme Location: Keynote Theatre	Various
	Networking Break Location: Exhibition Hall	10:50 – 11:05
	Meetings Location: Airline Meeting Halls	11:05 – 12:25
	Networking Lunch & Handover Ceremony Hosted by World Routes 2022 Host	12:25 – 13:45
	Meetings Location: Airline Meeting Halls	13:45 – 15:35
	Networking Break Location: Exhibition Hall	15:35 – 15:50
	Meetings Location: Airline Meeting Halls	15:50 – 17:40
	Event Closes	18:30

Virtual event days

Monday 18 October



Virtual Meetings

All day

Location: Virtual Event Platform



On-demand Content

Various

Location: Keynote Theatre

Tuesday 19 October



Virtual Meetings

All day

Location: Virtual Event Platform



On-demand Content

Various

Location: Keynote Theatre

Wednesday 20 October



Virtual Meetings

All day

Location: Virtual Event Platform



On-demand Content

Various

Location: Keynote Theatre

Latest airline registrations



[Register your place](#)

[Download event brochure](#)

Events

World Routes 2021
TakeOff North America 2021
Routes Americas 2022
Routes Europe 2022
Routes Asia 2021
Routes Awards

Routes

About Us
Contact Us
Meet The Team
Press Releases
Sustainability
Sitemap

Route Exchange

About Route Exchange
Airline Members
Airport Members
Destination Members
Supplier Members
Route Opportunities



Informa Group Limited
Spaces
125 Deansgate
Manchester, M3 2BY
United Kingdom
T. +44 (0)20 8052 0440



Copyright © 2021. All rights reserved. Informa Markets, a trading division of Informa PLC.

[Accessibility](#) | [Privacy Policy](#) | [Cookie Policy](#) | [Terms Of Use](#) | [Visitor Terms And Conditions](#)



MAXIMUM PER DIEM RATES OUTSIDE THE CONTINENTAL UNITED STATES

COUNTRY/STATE: **ITALY**

PUBLICATION DATE (MM DD YY): **080121**

NOTES

1. Use the **OTHER** rate if neither the **CITY, PLACE, ISLAND**, nor **MILITARY INSTALLATION** is listed.
2. For other allowances that are based on per diem rates (**e.g., TLE, TLA, TQSE, TQSA**), see the appropriate rules for those allowances regarding what per diem rate to use.
3. The standard **ONBASE INCIDENTAL RATE is \$3.50** OCONUS wide.
4. When **Government meals** are directed, the appropriate Government meal rate, as prescribed in [Appendix A](#), is applicable.
5. Per Diem Rate = Max Lodging + Meals (Local Meals, [Proportional](#), or [Government](#)) + Incidental Rate (Local or OnBase)

* All rates are in US Dollars

Locality	Seasons (Beg-End)	Maximum Lodging	Local Meals	Proportional Meals	Local Incidental	Footnote	Footnote Rate	Maximum Per Diem	Effective Date
AVIANO AB	01/01-12/31	122	74	45	18			214	01/01/2021
AVIANO	01/01-12/31	122	74	45	18			214	01/01/2021
BARI	01/01-12/31	269	121	68	30			420	01/01/2021
BOLOGNA	01/01-12/31	301	108	62	27			436	01/01/2021
BOLZANO	01/01-12/31	153	95	55	23			271	01/01/2021
CAMP DARBY (INCLUDING LEGHORN)	01/01-12/31	150	80	48	20			250	01/01/2021
CAPRI	01/01-12/31	454	146	81	36			636	01/01/2021
CASERMA EDERLE	01/01-12/31	163	76	46	19			258	01/01/2021
CATANIA	01/01-12/31	184	106	61	27			317	01/01/2021
COMO	01/01-12/31	344	139	77	35			518	01/01/2021
FERRARA	01/01-12/31	181	95	55	23			299	01/01/2021
FLORENCE	01/01-12/31	301	114	65	28			443	01/01/2021

GAETA	04/01-09/30	406	129	72	32			567	03/01/2021
GAETA	10/01-03/31	200	112	64	28			340	03/01/2021
GENOA	01/01-12/31	250	102	59	25			377	01/01/2021
GHEDI AB	01/01-12/31	188	80	48	19			287	01/01/2021
LA SPEZIA	01/01-12/31	156	90	53	22			268	01/01/2021
LATINA AIR FORCE NCISS SCHOOL	01/01-12/31	213	102	59	25			340	01/01/2021
LATINA ARMY NCISS SCHOOL	01/01-12/31	213	102	59	25			340	01/01/2021
MILAN	01/01-12/31	331	162	89	40			533	01/01/2021
MODENA	01/01-12/31	188	80	48	19			287	01/01/2021
NAPLES NAVAL SUPPORT ACTIVITY	01/01-12/31	240	124	70	31			395	01/01/2021
NAPLES	01/01-12/31	240	124	70	31			395	01/01/2021
PALERMO	01/01-12/31	230	100	58	25			355	01/01/2021
PISA	01/01-12/31	150	80	48	20			250	01/01/2021
RAVENNA	01/01-12/31	157	90	53	22			269	01/01/2021
REGGIO EMILIA	01/01-12/31	184	96	56	24			304	01/01/2021
RIMINI	01/01-12/31	195	102	59	25			322	01/01/2021
ROME	01/01-12/31	395	117	66	29			541	01/01/2021
SIENA	01/01-12/31	287	99	57	25			411	01/01/2021
SIGONELLA NAS	01/01-12/31	213	102	59	25			340	01/01/2021
TAORMINA	01/01-12/31	184	106	61	27			317	01/01/2021
TREVISO	01/01-12/31	200	95	55	23			318	01/01/2021
TRIESTE	01/01-12/31	238	93	54	23			354	01/01/2021

SAN DIEGO COUNTY REGIONAL AIRPORT AUTHORITY
OUT-OF-TOWN TRAVEL REQUEST

GENERAL INSTRUCTIONS:

- A. All out-of-town travel requests must conform to applicable provisions of [Policy 3.30](#).
- B. Once traveler completes form, submit to the traveler's Administrator for approval (for Board Members, President/CEO, General Counsel and Chief Auditor, Administrator is Board Executive Committee).

TRAVELER INFORMATION:

Traveler Name: Kimberly J. Becker Department: Executive, BU6
Position: Board Member President/CEO General Counsel Chief Auditor
 All Other Authority Employees

DATE OF REQUEST: 07/28/2021 DATE OF DEPARTURE/RETURN: 11/05/2021 / 11/09/2021

DESTINATION / BUSINESS PURPOSE:

Destination: Reno, NV Business Purpose: 2021 ACI-NA Annual Conference & Exhibition

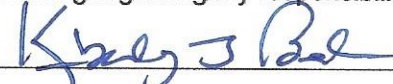
PROJECTED OUT-OF-TOWN TRAVEL EXPENSES:

A. Transportation Costs:	
• Airfare <input type="checkbox"/> check box for business class or equivalent (international only)	\$ 300.00
• Rental Car	\$
• Other Transportation (Taxi, TNC, Train, Bus)	\$ 100.00
• Auto (Gas, Parking/Tolls, Mileage)	\$
B. Lodging	\$ 900.00
C. Meals and Incidental Expenses (Per Diem)	\$ 280.00
D. Seminar and Conference Fees	\$ 790.00
E. Entertainment	\$
TOTAL PROJECTED TRAVEL EXPENSES	\$ 2,370.00

CERTIFICATION BY TRAVELER

By my signature below, I certify the following:

- 1. The above-listed projected out-of-town travel expenses conform to Policy 3.30, are reasonable and directly related to Authority business; and
- 2. I have attended training regarding my responsibilities pursuant to Policy 3.30 within the past two years.

Travelers Signature:  Date: 7/29/21

CERTIFICATION BY ADMINISTRATOR (If Administrator is Executive Committee, Clerk certifies below.)

By my signature below, I certify the following:

- 1. I have reviewed this out-of-town travel request and made inquiries to determine that the out-of-town travel and identified expenses are directly related to and necessary for the advancement of the Authority's business and reasonable in comparison to the anticipated benefits to the Authority; and
- 2. I have attended training regarding my responsibilities pursuant to Policy 3.30 within the past two years.

Administrator's Signature: _____ Date: _____

AUTHORITY CLERK CERTIFICATION ON BEHALF OF EXECUTIVE COMMITTEE

I, _____, certify that this document was approved
(Name of Clerk)
by the Executive Committee at its _____ meeting.
(Meeting Date)

As of July 21, 2021

2021 ACI-NA ANNUAL CONFERENCE AND EXHIBITION
November 6-9, 2021
Reno, NV

PRELIMINARY SCHEDULE OF EVENTS (schedule subject to change at any time)

Unless specifically stated, all sessions take place at the Reno-Sparks Convention Center
Please note: Conference badges MUST be worn to the event for access.

Friday, November 5, 2021

- 12:00 pm – 1:30 pm** **ACI-NA Executive Committee and Past Chairs Meeting** *(invitation only)*
- 2:00 pm – 5:00 pm** **ACI-NA Executive Committee Meeting** *(Executive Committee members only)*
- 3:00 pm – 5:00 pm** **Legal Affairs Steering Group Meeting** *(Steering Group members only)*
- 6:00 pm** **ACI-NA Executive Committee and Past Chairs Dinner** *(invitation only)*

Saturday, November 6, 2021

- 7:30 am – 6:30 pm** **Check-in / Registration**
- 7:30 am – 8:30 am** **Networking Breakfast (for Committee Workshop Attendees)**
- 8:00 am – 8:00 pm** **Exhibition Hall Move-In**
- 8:30 am – 5:00 pm** **Environmental Affairs Committee Workshop**
View the Environmental Affairs Committee Workshop Agenda for full workshop details
- 8:30 am – 5:00 pm** **Business Information Technology Committee Workshop**
View the BIT Committee Workshop Agenda for full workshop details
- 8:30 am – 5:00 pm** **Marketing & Communications Committee Workshop**
View the MARCOM Committee Workshop Agenda for full workshop details
- 8:30 am – 5:00 pm** **Operations & Technical Affairs Committee Workshop**
View the Operations & Technical Affairs Committee Workshop Agenda for full workshop details
- 8:30 am – 5:30 pm** **Legal Affairs Committee Workshop**
View the Legal Committee Workshop Agenda for full workshop details
- 10:00 am – 10:30 am** **AM Networking Break (for Committee Workshop Attendees)**
- 12:00 pm – 1:15 pm** **Networking Lunch (for Committee Workshop Attendees)**
- 12:15 pm – 1:15 pm** **ACI-NA Committee Chairs, ACI-NA Board Luncheon** *(invitation only)*
- 1:45 pm – 3:00 pm** **ACI-NA Board of Directors Meeting**
- 2:00 pm – 5:00 pm** **CAC Council of Chairs Meeting**
- 2:45 pm – 3:15 pm** **PM Networking Break (for Committee Workshop Attendees)**
- 3:15 pm – 5:00 pm** **Environmental Affairs Steering Group Meeting**
- 5:00 pm – 6:30 pm** **Operations & Technical Affairs Steering Group Meeting**
- 6:30 pm – 8:30 pm** **Board of Directors and Leadership Reception** *(invitation only)*

Sunday, November 7, 2021

- 7:30 am – 7:00 pm** **Check-in / Registration**
- 7:45 am – 9:00 am** **Committee Chairs Information Exchange Breakfast** *(invitation only)*
- 8:00 am – 8:45 am** **Exec-2-Exec Committee** *(Airport and WBP/Associates Board Executive Committee members only)*
- 8:00 am – 9:00 am** **Networking Breakfast**
- 8:00 am – 11:00 am** **CAC Large Airports Caucus Meeting** *(closed meeting, CAC members only)*
- 8:00 am – 11:00 am** **CAC Small Airports Caucus Meeting** *(closed meeting, CAC members only)*
- 8:00 am – 11:00 am** **Small Airports Committee Meeting**
- 8:00 am – 2:00 pm** **Exhibition Hall Move-In**
- 9:00 am – 11:00 am** **Medium Hub Committee Meeting** *(Airport members only)*
- 9:00 am – 11:00 am** **Large Hub Committee Meeting** *(Airport members only)*
- 9:00 am – 12:00 pm** **ACI-NA WBP/Associates Board of Directors Meeting**
- 9:00 am – 3:00 pm** **Human Resources Committee Meeting** *(Open to all)*
- 9:00 am – 3:00 pm** **Air Cargo Committee Meeting**
- 9:00 am – 4:45 pm** **Operations & Technical Affairs Committee Workshop**
View the Operations & Technical Affairs Committee Workshop Agenda for full workshop details
- 9:00 am – 4:45 pm** **Legal Affairs Committee Workshop**
View the Legal Committee Workshop Agenda for full workshop details
- 9:00 am – 4:45 pm** **Marketing & Communications Committee Workshop**
View the MARCOM Committee Workshop Agenda for full workshop details
- 9:00 am – 4:45 pm** **Business Information Technology Committee Workshop**
View the BIT Committee Workshop Agenda for full workshop details
- 9:00 am – 4:45 pm** **Environmental Affairs Committee Workshop**
View the Environmental Affairs Committee Workshop Agenda for full workshop details.
- 9:00 am – 4:45 pm** **Finance Committee Workshop**
View the Finance Committee Workshop Agenda for full workshop details
- 10:00 am – 10:30 am** **AM Networking Break**
- 10:30 am – 12:00 pm** **Commissioners Committee Meeting**
- 11:15 am – 12:45 pm** **Joint U.S. and Canadian Policy Council Meeting** *(Airport members only)*
- 12:00 pm – 1:00 pm** **Networking Lunch**
- 12:45 pm – 2:00 pm** **Canadian Policy Council Meeting** *(closed meeting, Policy Council members only)*
- 1:00 pm – 2:45 pm** **U.S. Policy Council Meeting**
- 1:00 pm – 3:00 pm** **Commercial Management Steering Group Meeting** *(invitation only)*
- 2:15 pm – 4:30 pm** **Canadian Policy Council & Membership Meeting** *(open to CAC Members only)*
- 2:30 pm – 3:00 pm** **PM Networking Break**
- 3:00 pm – 5:00 pm** **Press Office Open**
- 4:00 pm – 4:45 pm** **ACI-NA VIP Reception** *(invitation only)*

5:00 pm – 7:00 pm **Exhibition Hall Grand Opening** (*Reception in Exhibit Hall*)

Monday, November 8, 2021

7:30 am – 10:00 am **Exhibition Hall Open** (*Networking Breakfast in Exhibit Hall from 7:30 am- 9:00 am*)

7:30 am – 5:00 pm **Press Office Open**

7:30 am – 7:00 pm **Registration**

8:30 am – 9:30 am **Exhibit Hall Classroom Education Session:**
Exhibit Hall Show Floor Classroom

1. Government Affairs Update

10:00 am – 11:30 am **General Session I: Welcome and Keynote Address**

11:30 am – 12:00 PM **ACI-NA Downes Award Presentation**

12:00 pm – 1:00 pm **PAC Luncheon** (*invitation only*)

12:00 pm – 3:00 pm **Exhibition Hall Open** (*Lunch Served in Exhibit Hall from 12 pm – 1:30 pm*)
Exhibit Hall

12:15 pm – 12:35 pm **Solutions Showcase:**
Exhibit Hall – Showcase

12:40 pm – 1:00 pm **Solutions Showcase:**
Exhibit Hall – Showcase

1:05 pm – 1:25 pm **Solutions Showcase:**
Exhibit Hall – Showcase

1:30 pm – 2:30 pm **Exhibit Hall Classroom Education Session:**
Exhibit Hall -Show Floor Classroom

2. The Continued Climb of Air Cargo

2:30 pm – 3:00 pm **Airport Carbon Accreditation Ceremony**

2:40 pm – 3:00 pm **Solutions Showcase:**
Exhibit Hall – Showcase

3:00 pm – 3:30 pm **PM Networking Break**

3:30 pm – 4:30 pm **Concurrent Education Sessions**

3A. Creating Career Pathways for Diverse Airport Leaders

3B. Evolving Potential for P3s Post-Pandemic

3C. Sustainability & Resilience in the Airport Industry – Being Responsive to Stakeholders

5:15 pm – 6:45 pm **Exhibition Hall Reception**

Tuesday, November 9, 2021

7:30 am – 4:00 pm **Registration**

8:00 am – 9:30 am **World Business Partner/Associate Member and Airport Director Roundtable Breakfast:
Elevating the Passenger Experience in an Era of Disruption**
(*Open to all ACI-NA WBP/Associate members & ACI-NA member airport directors*)

- 7:30 am – 4:30 pm** **Press Office Open**
- 8:00 am – 9:00 am** **Networking Breakfast**
- 9:30 am – 10:30 am** **General Session II**
- 10:30 am – 11:00 am** **Airport Membership Meeting** in Exhibit Hall (*ACI-NA Airport Official Representatives only*)
Exhibit Hall - Show Floor Classroom
- 10:30 am – 3:00 pm** **Exhibition Hall Open** (*Lunch Served in Exhibit Hall from 11:30 am – 1:00 pm*)
Exhibit Hall
- 11:30 am – 11:45 am** **ACI World Special Meeting of Members** in Exhibit Hall (*invitation only*)
Exhibit Hall - Show Floor Classroom
- 12:00 pm – 12:45 pm** **Exhibit Hall Classroom Education Session:**
Exhibit Hall - Show Floor Classroom
- 4.**
- 1:00 pm – 1:20 pm** **Solutions Showcase:**
Exhibit Hall – Showcase
- 1:30 pm – 2:45 pm** **Exhibit Hall Classroom Education Session:**
Exhibit Hall - Show Floor Classroom
- 5. Transnational Regulatory Session**
- 3:00 pm – 3:15 pm** **PM Networking Break**
- 3:00 pm – 7:00 pm** **Exhibition Hall Move-Out**
- 3:15 pm – 4:15 pm** **Chair’s Reception and Recognition Ceremony**
- 6:30 pm – 8:30 pm** **Closing Night Event**



FY 2021 Per Diem Rates for Nevada

Meals & Incidentals (M&IE) Breakdown

Primary Destination	County	M&IE Total	Continental Breakfast/Breakfast	Lunch	Dinner	Incidental Expenses	First & Last Day of Travel
Incline Village / Reno / Sparks	Washoe	\$66	\$16	\$17	\$28	\$5	\$49.50
Standard Rate	Applies for all locations without specified rates	\$55	\$13	\$14	\$23	\$5	\$41.25

**SAN DIEGO COUNTY REGIONAL AIRPORT AUTHORITY
OUT-OF-TOWN TRAVEL REQUEST**

GENERAL INSTRUCTIONS:

- A. All out-of-town travel requests must conform to applicable provisions of Policy 3.30.
- B. Once traveler completes form, submit to the traveler's Administrator for approval (for Board Members, President/CEO, General Counsel and Chief Auditor, Administrator is Board Executive Committee).

TRAVELER INFORMATION:

Traveler Name: Amy Gonzalez Department: 15
 Position: Board Member President/CEO General Counsel Chief Auditor
 All Other Authority Employees

DATE OF REQUEST: 11/5/2021 DATE OF DEPARTURE/RETURN: 11/7/2020 / 2/1/2020

DESTINATION / BUSINESS PURPOSE:

Destination: Reno, NV Business Purpose: ACI-NA Conference

PROJECTED OUT-OF-TOWN TRAVEL EXPENSES:

A. Transportation Costs:	
• Airfare <input type="checkbox"/> check box for business class or equivalent (international only)	\$ <u>221.97</u>
• Rental Car	\$ _____
• Other Transportation (Taxi, TNC, Train, Bus)	\$ _____
• Auto (Gas, Parking/Tolls, Mileage)	\$ <u>50.00</u>
B. Lodging	\$ <u>225.00</u>
C. Meals and Incidental Expenses (Per Diem)	\$ _____
D. Seminar and Conference Fees	\$ _____
E. Entertainment	\$ _____
TOTAL PROJECTED TRAVEL EXPENSES	\$ _____

CERTIFICATION BY TRAVELER

By my signature below, I certify the following:

- The above-listed projected out-of-town travel expenses conform to Policy 3.30, are reasonable and directly related to Authority business; and
- I have attended training regarding my responsibilities pursuant to Policy 3.30 within the past two years.

Travelers Signature: Amy L Date: August 12, 2021

CERTIFICATION BY ADMINISTRATOR (If Administrator is Executive Committee, Clerk certifies below.)

By my signature below, I certify the following:

- I have reviewed this out-of-town travel request and made inquiries to determine that the out-of-town travel and identified expenses are directly related to and necessary for the advancement of the Authority's business and reasonable in comparison to the anticipated benefits to the Authority; and
- I have attended training regarding my responsibilities pursuant to Policy 3.30 within the past two years.

Administrator's Signature: _____ Date: _____

AUTHORITY CLERK CERTIFICATION ON BEHALF OF EXECUTIVE COMMITTEE

I, _____, certify that this document was approved
 (Name of Clerk)
 by the Executive Committee at its _____ meeting.
 (Meeting Date)

**SAN DIEGO COUNTY REGIONAL AIRPORT AUTHORITY
OUT-OF-TOWN TRAVEL REQUEST**

GENERAL INSTRUCTIONS:

- A. All out-of-town travel requests must conform to applicable provisions of [Policy 3.30](#).
- B. Once traveler completes form, submit to the traveler's Administrator for approval (for Board Members, President/CEO, General Counsel and Chief Auditor, Administrator is Board Executive Committee).

TRAVELER INFORMATION:

Traveler Name: Johanna Schiavoni Department: Board Services
 Position: Board Member President/CEO General Counsel Chief Auditor
 All Other Authority Employees

DATE OF REQUEST: 8/16/21 DATE OF DEPARTURE/RETURN: 9/25/2021 / 9/29/2021

DESTINATION / BUSINESS PURPOSE:

Destination: Washington, DC

Business Purpose: San Diego Regional Chamber of Commerce: Mission to Washington, DC

PROJECTED OUT-OF-TOWN TRAVEL EXPENSES:

A. Transportation Costs:	
• Airfare <input type="checkbox"/> <i>check box for business class or equivalent (international only)</i>	\$ <u>500</u>
• Rental Car	\$ _____
• Other Transportation (Taxi, TNC, Train, Bus)	\$ <u>100</u>
• Auto (Gas, Parking/Tolls, Mileage)	\$ _____
B. Lodging	\$ <u>1,500</u>
C. Meals and Incidental Expenses (<i>Per Diem</i>)	\$ <u>240</u>
D. Seminar and Conference Fees	\$ <u>1,800</u>
E. Entertainment	\$ _____
TOTAL PROJECTED TRAVEL EXPENSES	\$ <u>4,140</u>

CERTIFICATION BY TRAVELER

By my signature below, I certify the following:

- The above-listed projected out-of-town travel expenses conform to Policy 3.30, are reasonable and directly related to Authority business; and
- I have attended training regarding my responsibilities pursuant to Policy 3.30 within the past two years.

Travelers Signature: *Johanna Schiavoni* Date: Aug 16, 2021
Johanna Schiavoni (Aug 16, 2021 09:50 PDT)

CERTIFICATION BY ADMINISTRATOR (If Administrator is Executive Committee, Clerk certifies below.)

By my signature below, I certify the following:

- I have reviewed this out-of-town travel request and made inquiries to determine that the out-of-town travel and identified expenses are directly related to and necessary for the advancement of the Authority's business and reasonable in comparison to the anticipated benefits to the Authority; and
- I have attended training regarding my responsibilities pursuant to Policy 3.30 within the past two years.

Administrator's Signature: _____ Date: _____

AUTHORITY CLERK CERTIFICATION ON BEHALF OF EXECUTIVE COMMITTEE

I, _____, certify that this document was approved
(Name of Clerk)
 by the Executive Committee at its _____ meeting.
(Meeting Date)

2021 MISSION TO WASHINGTON D.C.

September 26 - September 29

Event Navigation

We're back in person! Join the largest binational delegation to Washington, D.C. to voice your business needs and collaborate with San Diego's business leaders while meeting with the nation's top legislators and policy officials.

Attendees will have the unique opportunity to:

- **Participate in high-level meetings** with U.S. administration officials and agencies, such as Department of Transportation, U.S. Customs & Border Protection, Department of State, Housing & Urban Development and many others
 - **Gain access** to our country's key decision-makers and advocate for local and regional issues important to business growth and creation of jobs in the Cali-Baja region
 - **Network and make invaluable connections** with elected officials on the local, state and federal level, as well as other community members
-

EVENT DETAILS

Date & Time: Sunday, September 26 (7:00 PM) – Wednesday, September 29 (12:00 PM), 2021

Location: JW Marriott Washington, DC | 1331 Pennsylvania Avenue NW, DC 20004

Event Contact: Katie Tran | Ph: 619-544-1370

| Email: ktran@sdchamber.org

Para obtener información sobre cómo asistir “Misión a Washington DC” favor de comunicarse con Kenia: kzamarripa@sdchamber.org.

TRIP ITINERARY

We are still in the process of developing the agenda. For your traveling purposes, please plan to arrive in D.C. before the **Welcome Reception on Sunday, 09/26 at 7:00 PM**. The last meeting will end at around 10:00 AM on Wednesday, 9/29.

[Click here](#) to view a previous trip’s itinerary.

HOTEL INFORMATION

JW Marriott Washington D.C.

1331 Pennsylvania Avenue NW, DC 20004

We have secured a special room rate of \$329++ per night for standard rooms from September 26 to 29. [Click here to reserve online.](#)

Reservations must be made **by 6:00 pm (PST), Friday, September 10, 2021**. After that date, the hotel will confirm reservations based on availability at the current rate.

FLYING TO D.C.

Airports:

1. **Ronald Reagan Washington National Airport – DCA**
4.3 miles to hotel | Estimated taxi fare: \$20 (one way)
2. **Washington Dulles International Airport – IAD**
26.5 miles to hotel | Estimated taxi fare: \$60 (one way)
3. **Baltimore/Washington International Thurgood Marshall Airport – BWI**
34 miles to hotel | Estimated taxi fare: \$90 (one way)

[Southwest Airlines](#), among others, offers nonstop flights to BWI (Baltimore) Airport, which is a 45-minute drive to D.C. For those who prefer to arrive closer to the hotel – DCA (Reagan National) Airport is a 15-minute drive to the hotel, but may *not* have nonstop flights. Most delegates arrive in the afternoon on **Sunday, 9/26**, prior to the **Welcome Reception at 7:00 PM** and fly out the **afternoon of Wednesday, 9/29**.

BUSINESS EXPENSES

Interoffice Communication

Date: June 30, 2021
To: Executive/Finance Committee
From: Kimberly J. Becker, President/CEO *KJB*
Subject: Approval for Reimbursement of Alcohol Expense

Kim Becker will be hosting the Executive Women in Aviation (EWIA) Annual Meeting in San Diego on September 16 – 19, 2021. Sixteen EWIA members will be attending the Annual Meeting. Kim will be hosting dinner for the attendees on Friday, September 17th and Saturday, September 18th.

Pursuant to Policy 3.30 on allowable business expenses, Kim Becker is seeking approval for reimbursement of alcohol expenses that may be incurred at these dinners.

Thank you.

APPROVED:

AUTHORITY CLERK CERTIFICATION ON BEHALF OF EXECUTIVE COMMITTEE

I, _____, *(Name of Clerk)*, certify that this document was approved
by the Executive Committee at its _____ meeting.
(Meeting Date)



SAN DIEGO
INTERNATIONAL AIRPORT

LET'S GO

**EXECUTIVE WOMEN IN AVIATION
Annual Meeting
September 16 - 19, 2021**

AGENDA

Thursday, September 16th

- 04:00 p.m. Check-In, Hyatt Manchester Hotel
1 Market Place, San Diego, CA 92101 (619.232.1234)
\$189 per night, plus tax and destination fee
(upon attendance confirmation, registration link will be provided)
- 05:30 p.m. Welcome Back Conversation
The Landing, Hyatt Lobby

Friday, September 17th

- 09:00 a.m. Breakfast, Hyatt Oceanview Conference Room
- 09:30 a.m. Session #1, EWIA and Industry Topics Discussion
Group Discussion
- 11:00 a.m. Session #2, Life After Retirement
Invited Retirees to Lead Member Discussion
- 12:00 p.m. Lunch
- 01:00 p.m. Networking
- 04:00 p.m. Tourism Site Visit, City of Coronado
- 06:00 p.m. Dinner, Serea Restaurant, Hotel Del Coronado

LET'S GO.

Saturday, September 18th

- 08:30 a.m. Breakfast, Hyatt Oceanview Conference Room
- 09:00 p.m. Session #1, Implicit Bias Discussion
Presented by Denise Hummel, CEO of Rework
- 11:30 a.m. Lunch
- 01:00 p.m. Midway Museum Tour, Exploring Aviation History
- 07:00 p.m. San Diego Symphony and Dinner

Sunday, September 19th

- 09:00 a.m. Hyatt, Sally's Restaurant Breakfast Buffet
Post-COVID Recovery Discussion

EXECUTIVE COMMITTEE

Meeting Date: August 23, 2021

Subject:

Pre-Approval of Set Dollar Amounts for In-Town Business Expenses of the President/CEO, General Counsel and Chief Auditor for Fiscal Year 2022

Recommendation:

Pre-approve the following set dollar amounts for routine, in-town business expenses to be used during Fiscal Year 2022: \$2,000 for the President/CEO; \$1,000 for the General Counsel; and \$1,000 for the Chief Auditor.

Background/Justification:

Authority Policy 3.30 governs Business and Travel Expense Reimbursement for the Authority's Board members and employees. Section 3.30(3)(b)(i)(C) allows the Executive Committee to pre-approve a set dollar amount for routine, in-town business expenses for the President/CEO, General Counsel and Chief Auditor. The Policy states:

The Board Executive Committee may pre-approve a set dollar amount of expenses to be used by the President/CEO, General Counsel and Chief Auditor for routine, In-Town business expenses (i.e., parking, meals). All expenses pre-approved pursuant to this provision shall be documented and presented to the Board for information no later than 12 months from the date of the Board's pre-approval.

Based on the amounts of previous years' approved routine, in-town business expenses and projected expenses over the next year, the Executive Committee is requested to pre-approve the following amounts for routine, in-town expenses for the President/CEO, General Counsel and Chief Auditor for Fiscal Year 2022:

President/CEO:	\$2,000
General Counsel:	\$1,000
Chief Auditor:	\$1,000

Meeting Date: August 23, 2021

All pre-approved expenses shall be properly documented in accordance with Authority Policy 3.30 and shall be presented to the Board for information no later than 12 months from the date of this action.

Fiscal Impact:

Funds for Business Expenses are included in the adopted FY 2022 Operating Expense Budget.

Authority Strategies/Focus Areas:

This item supports one or more of the following (*select at least one under each area*):

Strategies

- Community Strategy Customer Strategy Employee Strategy Financial Strategy Operations Strategy

Focus Areas

- Advance the Airport Development Plan Transform the Customer Journey Optimize Ongoing Business

Environmental Review:

A. CEQA: This Board action is not a project that would have a significant effect on the environment as defined by the California Environmental Quality Act ("CEQA"), as amended. 14 Cal. Code Regs. §15378. This Board action is not a "project" subject to CEQA. Cal. Pub. Res. Code §21065.

B. California Coastal Act Review: This Board action is not a "development" as defined by the California Coastal Act. Cal. Pub. Res. Code §30106.

C. NEPA: This Board action is not a project that involves additional approvals or actions by the Federal Aviation Administration ("FAA") and, therefore, no formal review under the National Environmental Policy Act ("NEPA") is required.

Application of Inclusionary Policies:

Not applicable

Prepared by:

Tony R. Russell
Director, Board Services/Authority Clerk

Item 8

DRAFT **Board Meeting Agenda**

Thursday, September 2, 2021
9:00 A.M.

San Diego International Airport
SDCRAA Administration Building
3225 N. Harbor Drive
San Diego, California 92101

Board Members

Gil Cabrera (Chair)
Paul Robinson (Vice Chair)
Catherine Blakespear
Mary Casillas Salas
Robert T. Lloyd
Paul McNamara
Johanna Schiavoni
Nora E. Vargas
Marni von Wilpert

Ex-Officio Board Members

Col. Thomas M. Bedell
Gustavo Dallarda
Gayle Miller

President/CEO

Kimberly J. Becker

This meeting of the Board of the San Diego County Regional Airport Authority Board will be conducted pursuant to the provisions of California Executive Order N-08-21 which suspends certain requirements of the Ralph M. Brown Act. During the current State of Emergency and in the interest of public health, all Board members will be participating in the meeting electronically. In accordance with the Executive Order, there will be no members of the public in attendance at the Board Meeting. We are providing alternatives to in-person attendance for viewing and participating in the meeting. In lieu of in-person attendance, members of the public may submit their comments in the following manner.

Comment on Non-Agenda Items

Public comments on non-agenda items must be submitted to the Authority Clerk at clerk@san.org no later than 4:00 p.m. the day prior to the posted meeting in order to be eligible to be read into the record. The Authority Clerk will read the first 30 comments received by 4:00 p.m. the day prior to the meeting into the record; each of these comments will be read for up to three minutes or for the time determined by the Chair. The maximum number of comments to be read into the record on a single issue will be 16. All other comments submitted, including those received after 4:00 p.m. the day prior and before 8:00 a.m. the day of the meeting, will be provided to the Authority Board and submitted into the written record for the meeting.

Comment on Agenda Items

Public comment on agenda items may be submitted to the Authority clerk at clerk@san.org. Comments received no later than 8:00 a.m. on the day of the meeting will be distributed to the Board and included in the record.

If you'd like to speak to the Board live during the meeting, please follow these steps to request to speak:

Thursday, September 2, 2021

- **Step 1:** Fill out the online **Request to Speak Form** to speak during the meeting via teleconference. The form must be submitted by 4 p.m. the day before the meeting or by 4:00 p.m. the Friday before a Monday meeting. After completing the form, you'll get instructions on how to call in to the meeting.
- **Step 2:** Watch the meeting via the Webcast located at the following link, <https://www.san.org/Airport-Authority/Meetings-Agendas/authority-board?EntryId=13947>
- **Step 3:** When the Board begins to discuss the agenda item you want to comment on, call in to the conference line, you will be placed in a waiting area. **Please do not call until the item you want to comment on is being discussed.**
- **Step 4:** When it is time for public comments on the item you want to comment on, Authority Clerk staff will invite you into the meeting and unmute your phone. Staff will then ask you to state your name and begin your comments.

How to Watch the Meeting

You may also view the meeting online at the following link: <https://www.san.org/Airport-Authority/Meetings-Agendas/authority-board?EntryId=13947>

Requests for Accessibility Modifications or Accommodations

As required by the Americans with Disabilities Act (ADA), requests for agenda information to be made available in alternative formats, and any requests for disability-related modifications or accommodations required to facilitate meeting participation, including requests for alternatives to observing meetings and offering public comment as noted above, may be made by contacting the Authority Clerk at (619) 400-2550 or clerk@san.org. The Authority is committed to resolving accessibility requests swiftly in order to maximize accessibility.

This Agenda contains a brief general description of each item to be considered. The indication of a recommended action does not indicate what action (if any) may be taken. **Please note that agenda items may be taken out of order.** If comments are made to the Board without prior notice or are not listed on the Agenda, no specific answers or responses should be expected at this meeting pursuant to State law.

Staff Reports and documentation relating to each item of business on the Agenda are on file in Board Services and are available for public inspection.

Note: Pursuant to Authority Code Section 2.15, all Lobbyists shall register as an Authority Lobbyist with the Authority Clerk within ten (10) days of qualifying as a lobbyist. A qualifying lobbyist is any individual who receives \$100 or more in any calendar month to lobby any Board Member or employee of the Authority for the purpose of influencing any action of the Authority. To obtain Lobbyist Registration Statement Forms, contact the Board Services/Authority Clerk Department.

Thursday, September 2, 2021

CALL TO ORDER:

ROLL CALL:

PRESENTATIONS:

A. REVIEW OF THE UNAUDITED FINANCIAL STATEMENTS FOR THE FISCAL YEAR ENDED JUNE 30, 2021:

Presented by Scott Brickner, Vice President/Chief Financial Officer

REPORTS FROM BOARD COMMITTEES, AD HOC COMMITTEES, AND CITIZEN COMMITTEES AND LIAISONS:

- **AUDIT COMMITTEE:**
Committee Members: Blakespear, Casillas Salas, Lloyd, Vann (Chair), Newsom, Vargas, Wong Nickerson
- **CAPITAL IMPROVEMENT PROGRAM OVERSIGHT COMMITTEE:**
Committee Members: Blakespear, Cabrera, McNamara (Chair), Schiavoni, von Wilpert
- **EXECUTIVE PERSONNEL AND COMPENSATION COMMITTEE:**
Committee Members: McNamara, Robinson (Chair), Schiavoni, Vargas
- **FINANCE COMMITTEE:**
Committee Members: Cabrera, Casillas Salas, Lloyd (Chair), von Wilpert

AD HOC COMMITTEES

- **DIVERSITY, EQUITY AND INCLUSION AD HOC COMMITTEE:**
Committee Members: Cabrera (Chair), Casillas Salas, Schiavoni, Vargas

ADVISORY COMMITTEES

- **AUTHORITY ADVISORY COMMITTEE:**
Liaison: Casillas Salas (Primary), Robinson
- **ARTS ADVISORY COMMITTEE:**
Liaison: Schiavoni

Thursday, September 2, 2021

LIAISONS

- **CALTRANS:**
Liaison: Dallarda
- **INTER-GOVERNMENTAL AFFAIRS:**
Liaison: Cabrera
- **MILITARY AFFAIRS:**
Liaison: Bedell
- **PORT:**
Liaisons: Robinson, Schiavoni (Primary), Vargas
- **WORLD TRADE CENTER:**
Representatives: Robert H. Gleason

BOARD REPRESENTATIVES (EXTERNAL)

- **SANDAG BOARD OF DIRECTORS:**
Representative: Robinson, Schiavoni (Primary)
- **SANDAG TRANSPORTATION COMMITTEE:**
Representatives: Cabrera (Primary), Lloyd

CHAIR REPORT:

PRESIDENT/CEO REPORT:

NON-AGENDA PUBLIC COMMENT:

Non-Agenda Public Comment is reserved for members of the public wishing to address the Board on matters for which another opportunity to speak **is not provided on the Agenda**, and which is within the jurisdiction of the Board. Please submit a completed speaker slip to the Authority Clerk. ***Each individual speaker is limited to three (3) minutes. Applicants, groups and jurisdictions referring items to the Board for action are limited to five (5) minutes.***

Note: Persons wishing to speak on specific items should reserve their comments until the specific item is taken up by the Board.

Thursday, September 2, 2021

CONSENT AGENDA (ITEMS 1- 22):

The consent agenda contains items that are routine in nature and non-controversial. Some items may be referred by a standing Board Committee or approved as part of the budget process. The matters listed under 'Consent Agenda' may be approved by one motion. Any Board Member may remove an item for separate consideration. Items so removed will be heard before the scheduled New Business Items, unless otherwise directed by the Chair.

1. APPROVAL OF MINUTES:

RECOMMENDATION: Approve the minutes of the May 13, 2021, May 24, 2021, June 21, 2021, July 15, 2021, August 5, 2021 special and July 1, 2021 regular Board meetings.

2. ACCEPTANCE OF BOARD AND COMMITTEE MEMBERS WRITTEN REPORTS ON THEIR ATTENDANCE AT APPROVED MEETINGS AND PRE-APPROVAL OF ATTENDANCE AT OTHER MEETINGS NOT COVERED BY THE CURRENT RESOLUTION:

RECOMMENDATION: Accept the reports and pre-approve Board Member attendance at other meetings, trainings and events not covered by the current resolution.

(Board Services: Tony R. Russell, Director/Authority Clerk)

3. AWARDED CONTRACTS, APPROVED CHANGE ORDERS FROM JUNE 7, 2021, TO AUGUST 8, 2021, AND REAL PROPERTY AGREEMENTS GRANTED AND ACCEPTED FROM JUNE 7, 2021, TO AUGUST 8, 2021:

RECOMMENDATION: Receive the report.

(Procurement: Jana Vargas, Director)

4. SEPTEMBER 2021 LEGISLATIVE REPORT:

RECOMMENDATION: Adopt Resolution No. 2021-____, approving the September 2021 Legislative Report.

(Government Relations: Matt Harris, Director)

5. AMEND POLICY 8.21 TO ALLOW FOR DONATIONS OF ITEMS WITH LITTLE OR NO RESALE VALUE IN SUPPORT OF OUR COMMITMENT TO ZERO WASTE:

RECOMMENDATION: Adopt Resolution No. 2021-____, approving amendments to Authority Policy 8.21 – Surplus Materials and Equipment and delegate authority to donate materials and equipment determined to be surplus of the Authority to the President/CEO.

(Procurement: Jana Vargas, Director)

6. DISPOSITION OF SURPLUS PROPERTY:

RECOMMENDATION: Adopt Resolution No. 2021-____, authorizing the disposition of surplus property (materials and/or equipment) by: (1) sale to the highest bidder; and/or, (2) recycling and disposing of unwanted items as scrap.

(Procurement: Jana Vargas, Director)

Thursday, September 2, 2021

7. APPROVE AND AUTHORIZE THE PRESIDENT/CEO TO AMEND THE EXISTING FOOD & BEVERAGE, RETAIL, PASSENGER SERVICE, AND IN-TERMINAL ADVERTISING LEASES TO ALLOW FOR CHANGES IN THE REQUIREMENTS FOR THE MINIMUM ANNUAL GUARANTEE AND OTHER APPLICABLE RENTS AND FEES:

RECOMMENDATION: Adopt Resolution No. 2021-____, approving and authorizing the President/CEO to execute the required amendments for the Food & Beverage, Retail, Passenger Service, and In-Terminal Advertising leases to allow for changes in the requirements for the Minimum Annual Guarantee and other applicable rents and fees when projected annual enplanements are below 8,737,144.

(Revenue Generation & Partnership Deveopment: Jim DeCock, Interim Director)

8. APPROVE AN AMENDMENT TO THE AIR SERVICE INCENTIVE PROGRAM (ASIP) AT SAN DIEGO INTERNATIONAL AIRPORT:

RECOMMENDATION: Adopt Resolution No. 2021-____, approving an amendment to the Air Service Incentive Program (ASIP21) at San Diego International Airport revising the eligibility period for an airline to receive marketing incentives for new air service.

(Marketing, Innovation, and Revenue: Hampton Brown, Vice President)

CLAIMS

COMMITTEE RECOMMENDATIONS

9. ACCEPT THE UNAUDITED FINANCIAL STATEMENTS FOR THE FISCAL YEAR ENDED JUNE 30, 2021:

RECOMMENDATION: The Finance Committee recommends that the Board accept the report.

(Finance: Scott Brickner, Vice President/CFO)

10. ACCEPT THE AUTHORITY'S INVESTMENT REPORT AS OF JULY 31, 2021:

RECOMMENDATION: The Finance Committee recommends that the Board accept the report.

(Business and Financial Management: Geoff Bryant, Manager, Airport Finance)

11. SELECTION OF DEBT UNDERWRITERS FOR THE CAPITAL PROGRAM:

RECOMMENDATION: Adopt Resolution No. 2021-____, approving the selection of debt underwriters for the Capital Program.

(Financial Management: John Dillon, Director)

Thursday, September 2, 2021

- 12. RENEWAL OF THE HEALTH & WELFARE BENEFITS PROGRAM FOR 2022:**
RECOMMENDATION: Adopt Resolution No. 2021-____, renewing the Health & Welfare Benefits Program for 2022.
(Talent, Culture, and Capability: Monty Bell, Director)
- 13. AMEND SDCERS AMENDED & RESTATED RETIREMENT PLAN & TRUST TO ALLOW EMERGENCY PAID SICK LEAVE AND CALIFORNIA SUPPLEMENTAL PAID SICK LEAVE PURCHASABLE:**
RECOMMENDATION: Adopt Resolution No. 2021-____, amending SDCERS Amended & Restated Retirement Plan & Trust to reflect that Federal Emergency Paid Sick Leave (EPSL) is purchasable as of April 1, 2020 and that California Supplemental Paid Sick Leave is purchasable as of January 1, 2021 and pensionable upon Board approval
(Talent, Culture, and Capability: Monty Bell, Director)

CONTRACTS AND AGREEMENTS

- 14. AUTHORIZE THE PRESIDENT/CEO TO EXECUTE A “POWER YOUR DRIVE FOR FLEETS” PROGRAM PARTICIPATION AGREEMENT WITH SAN DIEGO GAS & ELECTRIC:**
RECOMMENDATION: Adopt Resolution No. 2021-____, authorizing the President/CEO to execute a Program Participation Agreement with San Diego Gas & Electric for the Power Your Drive for Fleets Program.
(Planning & Environmental Affairs: Brendan Reed, Director)
- 15. AMENDMENT TO THE LEGAL SERVICES AGREEMENT WITH DEVANEY PATE MORRIS & CAMERON LLP TO INCREASE THE COMPENSATION AMOUNT BY ONE HUNDRED AND FIFTY THOUSAND DOLLARS AND EXTEND THE TERM FOR TWO YEARS:**
RECOMMENDATION: Adopt Resolution No. 2021-____, approving and authorizing an amendment to the legal services agreement with Devaney Pate Morris & Cameron LLP increasing the compensation amount by one hundred fifty thousand dollars (\$150,000) and extending the term for two (2) years.
(Legal: Amy Gonzalez, General Counsel)
- 16. AWARD A CONTRACT TO UNIVERSITY MECHANICAL & ENGINEERING CONTRACTORS, INC., FOR REPLACE TERMINAL 2 EAST ROOF HYDRONIC PIPE INSULATION AT SAN DIEGO INTERNATIONAL AIRPORT:**
RECOMMENDATION: Adopt Resolution No. 2021-____, awarding a contract to University Mechanical & Engineering Contractors, Inc., in the amount of \$933,479.10 for Project No. 104289 Replace T2E Roof Hydronic Pipe Insulation at San Diego International Airport.
(Airport Design & Construction: Bob Bolton, Director)

Thursday, September 2, 2021

- 17. APPROVE AND AUTHORIZE THE PRESIDENT/CEO TO NEGOTIATE AND EXECUTE A SECOND AMENDMENT TO THE RENTAL AGREEMENT WITH SMITHS DETECTION, INC., TO EXTEND THE TERM OF THE RENTAL AGREEMENT FOR AN ADDITIONAL TWO YEARS:**

RECOMMENDATION: Adopt Resolution No. 2021-____, approving and authorizing the President/CEO to negotiate and execute a Second Amendment to the Rental Agreement with Smiths Detection, Inc., to extend the term of the Rental Agreement for an additional two years.

(Financial Management: John Dillon, Director)

CONTRACTS AND AGREEMENTS AND/OR AMENDMENTS TO CONTRACTS AND AGREEMENTS EXCEEDING \$1 MILLION

- 18. APPROVE AND AUTHORIZE THE PRESIDENT/CEO TO EXECUTE A PURCHASE ORDER UNDER THE CALNET4 COOPERATIVE AGREEMENT FOR AT&T TELECOMMUNICATION SERVICES:**

RECOMMENDATION: Adopt Resolution No. 2021-____, approving and authorizing the President/CEO to execute a Purchase Order under the CALNET4 cooperative agreement for AT&T telecommunication services for a term of 3 years, with the option for two one-year extensions, plus up to an additional eighteen (18) month extension, to be exercised at the discretion of the President/CEO for an amount not-to-exceed \$2,500,000. The extension is to allow time for the State of California to negotiate a new cooperative agreement for telecommunication services.

(Information and Technology Services: Jessica Bishop, Director)

- 19. AWARD A CONTRACT TO G&G SPECIALTY CONTRACTORS, INC. FOR QUIETER HOME PROGRAM PHASE 11, GROUP 6, PROJECT NO. 381106 ONE HUNDRED NINETEEN (119) NON-HISTORIC MULTI-FAMILY UNITS ON ONE (1) RESIDENTIAL PROPERTY LOCATED WEST OF THE SAN DIEGO INTERNATIONAL AIRPORT:**

RECOMMENDATION: Adopt Resolution No. 2021-____, awarding a contract to G&G Specialty Contractors, Inc. in the amount of \$2,393,219.85 for Phase 11, Group 6, Project No. 381106, of the San Diego County Regional Airport Authority's ("Authority") Quieter Home Program.

(Planning & Environmental Affairs: Brendan Reed, Director)

- 20. AWARD A CONTRACT TO ACE ELECTRIC FOR AIRSIDE ELECTRIC VEHICLE SUPPLY EQUIPMENT AT SAN DIEGO INTERNATIONAL AIRPORT:**

RECOMMENDATION: Adopt Resolution No. 2021-____, (1) relieving the apparent low bidder, Chula Vista Electric, of its bid, (2) rejecting the second apparent low bidder, Ensley Electric, and (3) awarding a contract to Ace Electric in the amount of \$3,396,100, for Project No. 104280, Airside Electric Vehicle Supply Equipment at San Diego International Airport.

(Airport Design & Construction: Bob Bolton, Director)

Thursday, September 2, 2021

- 21. APPROVE AND AUTHORIZE THE PRESIDENT/CEO TO EXECUTE ON-CALL GENERAL CONSTRUCTION SERVICE AGREEMENTS WITH DYNAMIC CONTRACTING SERVICES, INC.; EVERGREEN CONSTRUCTION AND CONSULTING, INC.; GRAHOVAC CONSTRUCTION CO., INC.; AND, M W VASQUEZ CONSTRUCTION CO., INC.:**

RECOMMENDATION: Adopt Resolution No. 2021-____, approving and authorizing the President/CEO to execute on-call general construction Service Agreements with Dynamic Contracting Services, Inc., Evergreen Construction and Consulting, Inc., Grahovac Construction Co., Inc., and MW Vasquez Construction Co., Inc., - each agreement, for a term of three years, with the option for two one-year extensions exercisable at the discretion of the President/CEO, for an aggregate total not-to-exceed amount of \$4,000,000 for five years, to provide on-call general construction services, at San Diego International Airport ("SDIA").

(Facilities Management: David LaGuardia, Director)

- 22. APPROVE AND AUTHORIZE THE PRESIDENT/CEO TO EXECUTE ON-CALL PAINTING SERVICE AGREEMENTS WITH ABHE & SVOBODA, INC.; MODERN PAINTING, INC.; AND, M W VASQUEZ CONSTRUCTION CO., INC.:**

RECOMMENDATION: Adopt Resolution No. 2021-____, approving and authorizing the President/CEO to execute on-call painting Service Agreements with Abhe & Svoboda, Inc., Modern Painting, Inc., and MW Vasquez Construction Co., Inc., - each agreement, for a term of three years, with the option for two one-year extensions exercisable at the discretion of the President/CEO, for an aggregate total not-to-exceed amount of \$2,000,000 for five years, to provide on-call painting services, at San Diego International Airport ("SDIA").

(Facilities Management: David LaGuardia, Director)

PUBLIC HEARINGS:

OLD BUSINESS:

NEW BUSINESS:

- 23. BOARD OF DIRECTORS POLICY STATEMENT ON DIVERSITY, EQUITY AND INCLUSION:**

RECOMMENDATION: Adopt Resolution No. 2021-____, adopting Policy 2.03 Airport Authority Policy on Diversity, Equity and Inclusion.

(External Relations: Michelle Brega, Senior Director)

Thursday, September 2, 2021

- 24. GRANT A TEN-YEAR CONCESSION LEASE TO AIRPORT DIMENSIONS TO DESIGN, BUILD AND OPERATE A COMMON USE LOUNGE WITHIN TERMINAL 2 WEST:**
RECOMMENDATION: Adopt Resolution No. 2021-____, awarding a non-exclusive concession lease to Airport Dimensions, to Design, Build and Operate an Airport Lounge concession within Terminal 2 West at San Diego International Airport for a term not to exceed ten years, with a Minimum Annual Guarantee of \$19 Million over the ten year term, including \$1 Million due upon lease execution, and an ACDBE Participation Level of 19.1%, and authorize the President/CEO to take all necessary actions to execute the concession lease.
(Revenue Generation & Partnership Deveopment: Jim DeCock, Interim Director)

CLOSED SESSION:

- 25. CONFERENCE WITH LEGAL COUNSEL - EXISTING LITIGATION:**
(Paragraph (1) of subdivision (d) of Cal. Gov. Code §54956.9)
Name of Case: Future DB International, Inc. v. San Diego County Regional Airport Authority, et al.
San Diego Superior Court Case No. 37-2018-00001531-CU-CR-CTL
- 26. CONFERENCE WITH LEGAL COUNSEL - EXISTING LITIGATION:**
(Paragraph (1) of subdivision (d) of Cal. Gov. Code §54956.9)
Name of Case: Quiet Skies San Diego v. San Diego County Regional Airport Authority
San Diego Superior Court Case No. 37-2020-00007998-CU-TT-CTL
- 27. CONFERENCE WITH LEGAL COUNSEL - EXISTING LITIGATION:**
(Paragraph (1) of subdivision (d) of Cal. Gov. Code §54956.9)
Name of case: In re Advantage Holdco, Inc., et al., Case No. 20-11259-JTD
- 28. CONFERENCE WITH LEGAL COUNSEL - EXISTING LITIGATION:**
(Paragraph (1) of subdivision (d) of Cal. Gov. Code §54956.9)
Name of case: Neighbors Against Noise and Traffic v. City of El Cajon, et al., San Diego Superior Court Case No. 37-2021-00016823-CU-TT-CTL
- 29. CONFERENCE WITH LEGAL COUNSEL - ANTICIPATED LITIGATION:**
(Initiation of litigation pursuant to paragraph (4) of subdivision (d) of Cal. Gov. Code §54956.9)
Number of cases: 2
- 30. CONFERENCE WITH LEGAL COUNSEL - ANTICIPATED LITIGATION:**
(Significant exposure to litigation pursuant to paragraph (2) of subdivision (d) of Cal. Gov. Code §54956.9)
Number of potential cases: 1

Thursday, September 2, 2021

- 31. CONFERENCE WITH LEGAL COUNSEL – ANTICIPATED LITIGATION:**
(Significant exposure to litigation pursuant to paragraph (2) of subdivision (d) of Cal. Gov. Code §54956.9)
Order No. WQ 2019-0005-DWQ by the State Water Resources Control Board
pertaining to PFAS
Number of potential cases: 1
- 32. CONFERENCE WITH LEGAL COUNSEL – ANTICIPATED LITIGATION:**
(Significant exposure to litigation pursuant to paragraph (2) of subdivision (d) of Cal. Gov. Code §54956.9)
Navy Boat Channel Environmental Remediation
Number of potential cases: 1
- 33. CONFERENCE WITH LABOR NEGOTIATORS:**
Cal. Gov. Code section 54957.6
Agency designated representatives: Angela Shafer-Payne, Monty Bell, Lola Barnes, Greg Halsey, Rod Betts
Employee organization: California Teamsters Local 911
- 34. CONFERENCE WITH REAL PROPERTY NEGOTIATORS:**
(Government Code §54956.8)
Property: 2 parcels of land situated in the City of San Diego, County of San Diego, State of California, said parcels being a portion of that 231.21 acre tract of land acquired by Warranty Deed from San Diego Securities Company dated June 4, 1917 and recorded June 9, 1917 in Book 740 at page 61 of Deeds in the Office of the Recorder of San Diego County and a portion of that 180.34 acre tract of land acquired by Deed from the City of San Diego dated December 1, 1916 and recorded September 5, 1917 in Book 739 at page 307 of Deeds In the Office of the Recorder of San Diego County and said parcels being designated for the purpose of this description as Parcel 1 and Parcel 2. Parcel 1- approximately 14.03 acres of land and Parcel 2-approximately 2.39 acres of land as more specifically described in the Lease Agreement between the United States of America and the San Diego County Regional Airport Authority, Authority Lease No. LE-0107.
Agency negotiator: Hampton Brown, Matt Harris, Susan Diekman, Jim DeCock, Amy Gonzalez
Negotiating parties: David Bixler, Michael Oestericher, Russell Rang, Reid Merrill, Curtis Permito- United State of America, Department of the Navy
Under negotiation: Price and terms of payment
- 35. THREAT TO PUBLIC SERVICES OR FACILITIES:**
Consultation with: General Counsel and President/CEO

DRAFT - Board Meeting Agenda

Thursday, September 2, 2021

REPORT ON CLOSED SESSION:

GENERAL COUNSEL REPORT:

BUSINESS AND TRAVEL EXPENSE REIMBURSEMENT REPORTS FOR BOARD MEMBERS, PRESIDENT/CEO, CHIEF AUDITOR AND GENERAL COUNSEL WHEN ATTENDING CONFERENCES, MEETINGS, AND TRAINING AT THE EXPENSE OF THE AUTHORITY:

BOARD COMMENT:

ADJOURNMENT:

Thursday, September 2, 2021

Policy for Public Participation in Board, Airport Land Use Commission (ALUC), and Committee Meetings (Public Comment)

- 1) Persons wishing to address the Board, ALUC, and Committees shall submit an email to the Clerk at clerk@san.org prior to the initiation of the portion of the agenda containing the item to be addressed (e.g., Public Comment and General Items). Failure to submit an email shall not preclude testimony, if permission to address the Board is granted by the Chair.
- 2) The Public Comment Section at the beginning of the agenda is reserved for persons wishing to address the Board, ALUC, and Committees on any matter for which another opportunity to speak is not provided on the Agenda, and on matters that are within the jurisdiction of the Board.
- 3) Persons wishing to speak on specific items listed on the agenda will be afforded an opportunity to speak during the presentation of individual items. Persons wishing to speak on specific items should reserve their comments until the specific item is taken up by the Board, ALUC and Committees.
- 4) If many persons have indicated a desire to address the Board, ALUC and Committees on the same issue, then the Chair may suggest that these persons consolidate their respective testimonies. Testimony by members of the public on any item shall be limited to **three (3) minutes per individual speaker and five (5) minutes for applicants, groups and referring jurisdictions.**
- 5) Pursuant to Authority Policy 1.33 (8), recognized groups must register with the Authority Clerk prior to the meeting.

After a public hearing or the public comment portion of the meeting has been closed, no person shall address the Board, ALUC, and Committees without first obtaining permission to do so.

Additional Meeting Information

NOTE: This information is available in alternative formats upon request. To request an Agenda in an alternative format, or to request a sign language or oral interpreter, or an Assistive Listening Device (ALD) for the meeting, please telephone the Authority Clerk's Office at (619) 400-2550 at least three (3) working days prior to the meeting to ensure availability.

For your convenience, the agenda is also available to you on our website at www.san.org.

For those planning to attend the Board meeting, parking is available in the public parking lot located directly in front of the Administration Building. Bring your ticket to the third-floor receptionist for validation.

You may also reach the SDCRAA Building by using public transit via the San Diego MTS System, Route 992. For route and fare information, please call the San Diego MTS at (619) 233-3004 or 511.

Item 9

Board Members

Gil Cabrera (Chair)
Paul Robinson (Vice Chair)
Catherine Blakespear
Mary Casillas Salas
Robert T. Lloyd
Paul McNamara
Johanna Schiavoni
Nora E. Vargas
Marni von Wilpert

DRAFT

Airport Land Use Commission Agenda

Thursday, September 2, 2021

9:00 A.M. or immediately following the Board Meeting

San Diego International Airport
SDCRAA Administration Building
3225 N. Harbor Drive
San Diego, California 92101

Ex-Officio Board Members

Col. Thomas M. Bedell
Gustavo Dallarda
Gayle Miller

President/CEO

Kimberly J. Becker

This meeting of the Airport Land Use Commission of the San Diego County Regional Airport Authority Board will be conducted pursuant to the provisions of California Executive Order N-08-21 which suspends certain requirements of the Ralph M. Brown Act. During the current State of Emergency and in the interest of public health, all Commission members will be participating in the meeting electronically. In accordance with the Executive Order, there will be no members of the public in attendance at the Commission Meeting. We are providing alternatives to in-person attendance for viewing and participating in the meeting. In lieu of in-person attendance, members of the public may submit their comments in the following manner.

Comment on Non-Agenda Items

Public comments on non-agenda items must be submitted to the Authority Clerk at clerk@san.org, no later than 4:00 p.m. the day prior to the posted meeting in order to be eligible to be read into the record. The Authority Clerk will read the first 30 comments received by 4:00 p.m. the day prior to the meeting into the record; each of these comments will be read for up to three minutes or for the time determined by the Chair. The maximum number of comments to be read into the record on a single issue will be 16. All other comments submitted, including those received after 4:00 p.m. the day prior and before 8:00 a.m. the day of the meeting, will be provided to the Commission and submitted into the written record for the meeting.

Comment on Agenda Items

Public comment on agenda items may be submitted to the Authority clerk at clerk@san.org. Comments received no later than 8:00 a.m. on the day of the meeting will be distributed to the Commission and included in the record.

If you'd like to speak to the Commission live during the meeting, please follow these steps to request to speak:

Thursday, September 2, 2021

- **Step 1:** Fill out the online [Request to Speak Form](#) to speak during the meeting via teleconference. The form must be submitted by 4 p.m. the day before the meeting or by 4:00 p.m. the Friday before a Monday meeting. After completing the form, you'll get instructions on how to call in to the meeting.
- **Step 2:** Watch the meeting via the Webcast located at the following link, <https://www.san.org/Airport-Authority/Meetings-Agendas/ALUC?EntryId=13922>
- **Step 3:** When the Commission begins to discuss the agenda item you want to comment on, call in to the conference line, you will be placed in a waiting area. ***Please do not call until the item you want to comment on is being discussed.***
- **Step 4:** When it is time for public comments on the item you want to comment on, Authority Clerk staff will invite you into the meeting and unmute your phone. Please mute the webcast to avoid any feedback. Staff will then ask you to state your name and begin your comments.

How to Watch the Meeting

You may also view the meeting online at the following link: <https://www.san.org/Airport-Authority/Meetings-Agendas/ALUC?EntryId=13922>

Requests for Accessibility Modifications or Accommodations

As required by the Americans with Disabilities Act (ADA), requests for agenda information to be made available in alternative formats, and any requests for disability-related modifications or accommodations required to facilitate meeting participation, including requests for alternatives to observing meetings and offering public comment as noted above, may be made by contacting the Authority Clerk at (619) 400-2550 or clerk@san.org. The Authority is committed to resolving accessibility requests swiftly in order to maximize accessibility.

This Agenda contains a brief general description of each item to be considered. The indication of a recommended action does not indicate what action (if any) may be taken. ***Please note that agenda items may be taken out of order.*** If comments are made to the Board without prior notice or are not listed on the Agenda, no specific answers or responses should be expected at this meeting pursuant to State law.

Staff Reports and documentation relating to each item of business on the Agenda are on file in Board Services and are available for public inspection.

Note: Pursuant to Authority Code Section 2.15, all Lobbyists shall register as an Authority Lobbyist with the Authority Clerk within ten (10) days of qualifying as a lobbyist. A qualifying lobbyist is any individual who receives \$100 or more in any calendar month to lobby any Board Member or employee of the Authority for the purpose of influencing any action of the Authority. To obtain Lobbyist Registration Statement Forms, contact the Board Services/Authority Clerk Department.

Thursday, September 2, 2021

CALL TO ORDER:

ROLL CALL:

NON-AGENDA PUBLIC COMMENT:

Non-Agenda Public Comment is reserved for members of the public wishing to address the Commission on matters for which another opportunity to speak **is not provided on the Agenda**, and which is within the jurisdiction of the Commission. Please submit a completed speaker slip to the Authority Clerk. ***Each individual speaker is limited to three (3) minutes. Applicants, groups and jurisdictions referring items to the Board for action are limited to five (5) minutes.***

Note: Persons wishing to speak on specific items should reserve their comments until the specific item is taken up by the Board.

CONSENT AGENDA (ITEMS 1- 2):

The consent agenda contains items that are routine in nature and non-controversial. Some items may be referred by a standing Board Committee or approved as part of the budget process. The matters listed under 'Consent Agenda' may be approved by one motion. Any Commission Member may remove an item for separate consideration. Items so removed will be heard before the scheduled New Business Items, unless otherwise directed by the Chair.

1. APPROVAL OF MINUTES:

RECOMMENDATION: Approve the minutes of the July 1, 2021 regular meeting.

CONSISTENCY DETERMINATIONS

2. REPORT OF DETERMINATIONS OF CONSISTENCY WITH AIRPORT LAND USE COMPATIBILITY PLANS: SAN DIEGO INTERNATIONAL AIRPORT 1221-1267 11TH AVENUE, CITY OF SAN DIEGO, 4636 DEL MONTE AVENUE, CITY OF SAN DIEGO, 3909 VOLTAIRE STREET, CITY OF SAN DIEGO:

RECOMMENDATION: Receive the report.

(Planning & Environmental Affairs: Ralph Redman, Manager, Airport Planning)

PUBLIC HEARINGS:

OLD BUSINESS:

DRAFT - Airport Land Use Commission Agenda

Thursday, September 2, 2021

Page 4 of 5

NEW BUSINESS:

COMMISSION COMMENT:

ADJOURNMENT:

Thursday, September 2, 2021

Policy for Public Participation in Board, Airport Land Use Commission (ALUC), and Committee Meetings (Public Comment)

- 1) Persons wishing to address the Board, ALUC, and Committees shall submit an email to the Clerk at clerk@san.org prior to the initiation of the portion of the agenda containing the item to be addressed (e.g., Public Comment and General Items). Failure to submit an email shall not preclude testimony, if permission to address the Board is granted by the Chair.
- 2) The Public Comment Section at the beginning of the agenda is reserved for persons wishing to address the Board, ALUC, and Committees on any matter for which another opportunity to speak is not provided on the Agenda, and on matters that are within the jurisdiction of the Board.
- 3) Persons wishing to speak on specific items listed on the agenda will be afforded an opportunity to speak during the presentation of individual items. Persons wishing to speak on specific items should reserve their comments until the specific item is taken up by the Board, ALUC and Committees.
- 4) If many persons have indicated a desire to address the Board, ALUC and Committees on the same issue, then the Chair may suggest that these persons consolidate their respective testimonies. Testimony by members of the public on any item shall be limited to **three (3) minutes per individual speaker and five (5) minutes for applicants, groups and referring jurisdictions.**
- 5) Pursuant to Authority Policy 1.33 (8), recognized groups must register with the Authority Clerk prior to the meeting.

After a public hearing or the public comment portion of the meeting has been closed, no person shall address the Board, ALUC, and Committees without first obtaining permission to do so.

Additional Meeting Information

Note: This information is available in alternative formats upon request. To request an Agenda in an alternative format, or to request a sign language or oral interpreter, or an Assistive Listening Device (ALD) for the meeting, please telephone the Authority Clerk's Office at (619) 400-2550 at least three (3) working days prior to the meeting to ensure availability.

For your convenience, the agenda is also available to you on our website at www.san.org.

For those planning to attend the Board meeting, parking is available in the public parking lot located directly in front of the Administration Building. Bring your ticket to the third-floor receptionist for validation.

You may also reach the SDCRAA Building by using public transit via the San Diego MTS System, Route 992. For route and fare information, please call the San Diego MTS at (619) 233-3004 or 511.