

SAN DIEGO COUNTY REGIONAL AIRPORT AUTHORITY

Board Members

C. April Boling
Chairman

Catherine Blakespear
Greg Cox
Mark Kersey
Robert T. Lloyd
Paul McNamara
Paul Robinson
Johanna S. Schiavoni
Mark B. West

EXECUTIVE/FINANCE COMMITTEE and SPECIAL BOARD MEETING

AGENDA

Monday, February 24, 2020
9:00 A.M.

San Diego International Airport
SDCRAA Administration Building -- Third Floor
Board Room
3225 N. Harbor Drive
San Diego, CA 92101

Ex-Officio Board Members

Cory Binns
Col. Charles B. Dockery
Gayle Miller

President / CEO

Kimberly J. Becker

This Agenda contains a brief general description of each item to be considered. The indication of a recommended action does not indicate what action (if any) may be taken. If comments are made to the Committee without prior notice or are not listed on the Agenda, no specific answers or responses should be expected at this meeting pursuant to State law. ***Please note that agenda items may be taken out of order.***

Staff Reports and documentation relating to each item of business on the Agenda are on file with the Board Services department and are available for public inspection.

***NOTE:** This Committee Meeting also is noticed as a Special Meeting of the Board to (1) foster communication among Board members in compliance with the Brown Act; and (2) preserve the advisory function of the Committee.

Board members who are not members of this Committee may attend and participate in Committee discussions. Since sometimes more than a quorum of the Board may be in attendance, to comply with the Brown Act, this Committee meeting also is noticed as a Special Meeting of the Board.

To preserve the proper function of the Committee, only members officially assigned to this Committee are entitled to vote on any item before the Committee. This Committee only has the power to review items and make recommendations to the Board. Accordingly, this Committee cannot, and will not, take any final action that is binding on the Board or the Authority, even if a quorum of the Board is present.

PLEASE COMPLETE A "REQUEST TO SPEAK" FORM PRIOR TO THE COMMENCEMENT OF THE MEETING AND SUBMIT IT TO THE AUTHORITY CLERK. ***PLEASE REVIEW THE POLICY FOR PUBLIC PARTICIPATION IN BOARD AND BOARD COMMITTEE MEETINGS (PUBLIC COMMENT) LOCATED AT THE END OF THE AGENDA.***

CALL TO ORDER:

PLEDGE OF ALLEGIANCE:

ROLL CALL:

Executive Committee

Committee Members: Boling (Chairman), Lloyd, Robinson

Finance Committee

Committee Members: Blakespear, Kersey (Chairman), McNamara, Schiavoni

NON-AGENDA PUBLIC COMMENT:

Non-Agenda Public Comment is reserved for members of the public wishing to address the Committee on matters for which another opportunity to speak **is not provided on the Agenda**, and which is within the jurisdiction of the Committee. Please submit a completed speaker slip to the Authority Clerk. ***Each individual speaker is limited to three (3) minutes. Applicants, groups and jurisdictions referring items to the Board for action are limited to five (5) minutes.***

Note: Persons wishing to speak on specific items should reserve their comments until the specific item is taken up by the Committee.

NEW BUSINESS:

EXECUTIVE COMMITTEE:

1. APPROVAL OF MINUTES:

RECOMMENDATION: Approve the minutes of the January 27, 2020 regular meeting.

FINANCE COMMITTEE:

2. REVIEW OF THE UNAUDITED FINANCIAL STATEMENTS FOR THE SEVEN MONTHS ENDED JANUARY 31, 2020:

Presented by: Elizabeth Stewart, Senior Manager, Accounting

3. REVIEW OF THE AUTHORITY'S INVESTMENT REPORT AS OF JANUARY 31, 2020:

Presented by: Geoff Bryant, Manager, Airport Finance

EXECUTIVE COMMITTEE:

4. PRE-APPROVAL OF TRAVEL REQUESTS AND APPROVAL OF BUSINESS AND TRAVEL EXPENSE REIMBURSEMENT REQUESTS FOR BOARD MEMBERS, THE PRESIDENT/CEO, THE CHIEF AUDITOR AND GENERAL COUNSEL:

RECOMMENDATION: Pre-approve travel requests and approve business and travel expense reimbursement requests.

Presented by Tony R. Russell, Director, Board Services/Authority Clerk

REVIEW OF FUTURE AGENDAS:

5. REVIEW OF THE DRAFT AGENDA FOR THE MARCH 5, 2020 BOARD MEETING:

Presented by: Kimberly J. Becker, President/CEO

6. REVIEW OF THE DRAFT AGENDA FOR THE MARCH 5, 2020 AIRPORT LAND USE COMMISSION MEETING:

Presented by: Kimberly J. Becker, President/CEO

COMMITTEE MEMBER COMMENTS:

ADJOURNMENT:

Policy for Public Participation in Board, Airport Land Use Commission (ALUC), and Committee Meetings (Public Comment)

Persons wishing to address the Board, ALUC, and Committees shall complete a "Request to Speak" form prior to the initiation of the portion of the agenda containing the item to be addressed (e.g., Public Comment and General Items). Failure to complete a form shall not preclude testimony, if permission to address the Board is granted by the Chair.

The Public Comment Section of the agenda is reserved for persons wishing to address the Board, ALUC, and Committees on any matter for which another opportunity to speak is not provided on the Agenda, and on matters that are within the jurisdiction of the Board.

Persons wishing to speak on specific items listed on the agenda will be afforded an opportunity to speak during the presentation of individual items. Persons wishing to speak on specific items should reserve their comments until the specific item is taken up by the Board, ALUC and Committees.

If many persons have indicated a desire to address the Board, ALUC and Committees on the same issue, then the Chair may suggest that these persons consolidate their respective testimonies. Testimony by members of the public on any item shall be limited to **three (3) minutes per individual speaker and five (5) minutes for applicants, groups and referring jurisdictions.**

Pursuant to Authority Policy 1.33 (8), recognized groups must register with the Authority Clerk prior to the meeting.

After a public hearing or the public comment portion of the meeting has been closed, no person shall address the Board, ALUC, and Committees without first obtaining permission to do so.

Additional Meeting Information

NOTE: This information is available in alternative formats upon request. To request an Agenda in an alternative format, or to request a sign language or oral interpreter, or an Assistive Listening Device (ALD) for the meeting, please telephone the Authority Clerk's Office at (619) 400-2400 at least three (3) working days prior to the meeting to ensure availability.

For your convenience, the agenda is also available to you on our website at www.san.org.

For those planning to attend the Board meeting, parking is available in the public parking lot located directly in front of the SDCRAA Administration Building. Bring your ticket to the third floor receptionist for validation.

You may also reach the SDCRAA Administration Building by using public transit via the San Diego MTS system, Route 992. For route and fare information, please call the San Diego MTS at (619) 233-3004 or 511.

DRAFT
SAN DIEGO COUNTY REGIONAL AIRPORT AUTHORITY
EXECUTIVE AND FINANCE COMMITTEE MEETING MINUTES
MONDAY, JANUARY 27, 2020
BOARD ROOM

CALL TO ORDER: Chairman Boling called the Executive and Finance Committee and Special Board Meeting to order at 9:03 a.m., on Monday, January 27, 2020, in the Board Room of the San Diego International Airport, Administration Building, 3225 N Harbor Drive, San Diego, CA 92101.

PLEDGE OF ALLEGIANCE: Chairman Boling led the Pledge of Allegiance.

ROLL CALL:

Executive Committee

Present: Committee Members: Boling (Chairman), Robinson,
Schumacher

Board Members: Kersey

Absent: Committee Member: None

Finance Committee

Present: Committee Members: Cox (Chair), Lloyd, Schiavoni, West

Absent: Committee Member: None

Also Present: Kim Becker, President/CEO; Lee Kaminetz, Director, Counsel Services; Tony R. Russell, Director, Board Services/Authority Clerk; Dustin Heick, Assistant Authority Clerk I

Chairman Boling recognized and thanked Board member Michael Schumacher for his service on the Board.

NON-AGENDA PUBLIC COMMENT: None

NEW BUSINESS:

EXECUTIVE COMMITTEE:

1. APPROVAL OF MINUTES:

RECOMMENDATION: Approve the minutes of the December 19, 2019 regular meeting.

ACTION: Moved by Board Member Robinson and seconded by Board Member Schumacher to approve staff's recommendation. Motion carried unanimously.

FINANCE COMMITTEE:

2. REVIEW OF THE UNAUDITED FINANCIAL STATEMENTS FOR THE SIX MONTHS ENDED DECEMBER 31, 2019:

Liz Stewart, Senior Manager, Accounting, provided a presentation on the Review of the Unaudited Financial Statements for the Six Months Ended December 31, 2019, that included Enplanements, Gross Landing Weight Units, Operating Revenue, Operating Expenses, Net Operating Income, Nonoperating Revenue & Expenses, and Statements of Net Position.

In response to Board Member Boling's request for information regarding the results of the SDCERS Evaluation Report, Scott Brickner, Vice President/CFO, stated that the report was favorable and more detailed information will be provided at a later date.

Board Member Boling stated that it would be a good idea to present the information at an upcoming Finance Committee meeting due to the addition of a new member to the Board as well as the length of time since the SDCERS Evaluation Report was last discussed.

RECOMMENDATION: Forward to the Board with a recommendation for acceptance.

3. REVIEW OF THE AUTHORITY'S INVESTMENT REPORT AS OF DECEMBER 31, 2019:

Geoff Bryant, Manager, Airport Finance, provided a presentation on the Authority's Investment Report as of December 31, 2019, that included Portfolio Characteristics, Sector Distribution, Quality & Maturity Distribution, Investment Performance, and Bond Proceeds.

RECOMMENDATION: Forward to the Board with a recommendation for acceptance.

ACTION: Moved by Board Member Schiavoni and seconded by Board Member West to approve staff's recommendation for Items 2 and 3. Motion carried unanimously.

EXECUTIVE COMMITTEE:

4. PRE-APPROVAL OF TRAVEL REQUESTS AND APPROVAL OF BUSINESS AND TRAVEL EXPENSE REIMBURSEMENT REQUESTS FOR BOARD MEMBERS, THE PRESIDENT/CEO, THE CHIEF AUDITOR AND GENERAL COUNSEL:

RECOMMENDATION: Pre-approve travel requests and approve business and travel expense reimbursement requests.

ACTION: Moved by Board Member Robinson and seconded by Board Member Schumacher to approve staff's recommendation. Motion carried unanimously.

REVIEW OF FUTURE AGENDAS:

5. REVIEW OF THE DRAFT AGENDA FOR THE FEBRUARY 6, 2020 BOARD MEETING:

Kimberly J. Becker, President/CEO, provided an overview of the draft agenda for the February 6, 2020, Board meeting.

6. REVIEW OF THE DRAFT AGENDA FOR THE FEBRUARY 6, 2020 AIRPORT LAND USE COMMISSION MEETING

Kimberly J. Becker, President/CEO, provided an overview of the draft agenda for the February 6, 2020, Airport Land Use Commission meeting.

COMMITTEE MEMBER COMMENTS: None.

ADJOURNMENT: The meeting was adjourned at 9:37 a.m.

APPROVED BY A MOTION OF THE SAN DIEGO COUNTY REGIONAL AIRPORT AUTHORITY EXECUTIVE COMMITTEE THIS 27TH DAY OF JANUARY, 2020.

ATTEST:

TONY R. RUSSELL
DIRECTOR, BOARD SERVICES/
AUTHORITY CLERK

APPROVED AS TO FORM:

AMY GONZALEZ
GENERAL COUNSEL

SAN DIEGO COUNTY REGIONAL AIRPORT AUTHORITY
 Statements of Revenues, Expenses, and Changes in Net Position
 For the Month Ended January 31, 2020
 (Unaudited)

	Budget	Actual	Variance Favorable (Unfavorable)	% Change	Prior Year
Operating revenues:					
Aviation revenue:					
Landing fees	\$ 3,804,593	\$ 3,696,427	\$ (108,166)	(3)%	\$ 2,289,036
Aircraft parking Fees	971,921	839,702	(132,219)	(14)%	288,858
Building rentals	8,917,111	9,016,753	99,642	1%	5,608,493
Security surcharge	-	-	-	-	2,916,308
CUPPS Support Charges	701,245	745,071	43,826	6%	114,723
Other aviation revenue	15,222	22,042	6,820	45%	15,222
Terminal rent non-airline	178,782	208,909	30,127	17%	182,143
Terminal concessions	2,301,410	2,593,619	292,209	13%	2,319,882
Rental car license fees	2,379,587	2,511,360	131,773	6%	2,358,516
Rental car center cost recovery	170,290	169,188	(1,102)	(1)%	161,246
License fees other	533,841	622,159	88,318	17%	537,880
Parking revenue	3,347,341	3,769,921	422,580	13%	3,304,933
Ground transportation permits and citations	1,551,160	1,635,828	84,668	5%	1,421,794
Ground rentals	1,443,982	1,609,035	165,053	11%	1,737,077
Grant reimbursements	24,800	24,800	-	-	63,129
Other operating revenue	79,933	158,017	78,084	98%	122,508
Total operating revenues	26,421,218	27,622,831	1,201,613	5%	23,441,748
Operating expenses:					
Salaries and benefits	5,721,057	7,486,026	(1,764,969)	(31)%	5,314,648
Contractual services	4,069,096	3,497,265	571,831	14%	4,142,146
Safety and security	3,516,230	3,520,879	(4,649)	-	3,404,505
Space rental	849,229	850,455	(1,226)	-	851,613
Utilities	1,114,564	1,057,324	57,240	5%	1,041,187
Maintenance	1,001,177	908,212	92,965	9%	941,357
Equipment and systems	25,817	27,064	(1,247)	(5)%	22,705
Materials and supplies	55,105	48,821	6,284	11%	51,405
Insurance	115,561	99,064	16,497	14%	91,172
Employee development and support	81,270	75,885	5,385	7%	81,740
Business development	345,713	222,831	122,882	36%	233,229
Equipment rentals and repairs	445,965	167,362	278,603	62%	266,717
Total operating expenses	17,340,784	17,961,188	(620,404)	(4)%	16,442,424
Depreciation	10,271,172	10,271,172	-	-	10,913,295
Operating income (loss)	(1,190,738)	(609,529)	581,209	-	(3,913,971)
Nonoperating revenue (expenses):					
Passenger facility charges	4,517,966	4,854,436	336,470	7%	4,412,045
Customer facility charges (Rental Car Center)	3,110,987	2,995,081	(115,906)	(4)%	3,031,148
Quieter Home Program	(469,180)	(376,871)	92,309	20%	(457,171)
Interest income	1,558,037	1,758,222	200,185	13%	1,278,044
BAB interest rebate	390,514	-	(390,514)	(100)%	390,515
Interest expense	(10,263,213)	(7,616,788)	2,646,425	26%	(6,663,742)
Bond amortization costs	461,775	965,027	503,252	109%	475,639
Other nonoperating income (expenses)	-	2,141,592	2,141,592	-	993,154
Nonoperating revenue, net	(693,114)	4,720,699	5,413,813	-	3,459,632
Change in net position before capital grant contributions	(1,883,852)	4,111,170	5,995,022	318%	(454,339)
Capital grant contributions	1,181,821	668,273	(513,548)	(43)%	1,341,964
Change in net position	\$ (702,031)	\$ 4,779,443	\$ 5,481,474	781%	\$ 887,625

SAN DIEGO COUNTY REGIONAL AIRPORT AUTHORITY
Statements of Revenues, Expenses, and Changes in Net Position
For the Seven Months Ended January 31, 2020 and 2019
(Unaudited)

	Budget	Actual	Variance Favorable (Unfavorable)	% Change	Prior Year
Operating revenues:					
Aviation revenue:					
Landing fees	\$ 27,856,591	\$ 27,773,871	\$ (82,720)	-	\$ 16,308,290
Aircraft parking fees	6,941,703	6,681,925	(259,778)	(4)%	2,027,074
Building rentals	67,319,993	67,553,744	233,751	-	40,560,448
Security surcharge	-	-	-	-	20,427,965
CUPPS Support Charges	5,722,056	5,811,520	89,464	2%	804,458
Other aviation revenue	108,708	115,761	7,053	6%	108,708
Terminal rent non-airline	1,264,287	1,416,343	152,056	12%	1,276,701
Terminal concessions	17,318,218	18,593,692	1,275,474	7%	16,816,972
Rental car license fees	19,477,938	18,274,380	(1,203,558)	(6)%	18,925,143
Rental car center cost recovery	1,192,028	1,185,838	(6,190)	(1)%	1,174,477
License fees other	3,854,463	4,390,729	536,266	14%	3,800,927
Parking revenue	24,785,598	28,531,761	3,746,163	15%	27,165,094
Ground transportation permits and citations	11,441,076	11,568,133	127,057	1%	9,357,532
Ground rentals	10,107,871	10,943,191	835,320	8%	12,233,454
Grant reimbursements	187,057	180,276	(6,781)	(4)%	332,696
Other operating revenue	658,889	1,057,796	398,907	61%	1,067,207
Total operating revenues	198,236,476	204,078,960	5,842,484	3%	172,387,146
Operating expenses:					
Salaries and benefits	30,342,452	31,326,095	(983,643)	(3)%	27,579,344
Contractual services	27,209,932	25,217,558	1,992,374	7%	28,930,558
Safety and security	19,861,407	19,340,817	520,590	3%	18,485,279
Space rental	5,944,604	5,952,327	(7,723)	-	5,945,535
Utilities	8,615,196	8,181,109	434,087	5%	8,287,648
Maintenance	7,538,855	7,430,572	108,283	1%	7,413,086
Equipment and systems	139,411	173,090	(33,679)	(24)%	163,648
Materials and supplies	277,422	347,108	(69,686)	(25)%	325,921
Insurance	927,983	813,153	114,830	12%	743,376
Employee development and support	736,839	668,414	68,425	9%	601,117
Business development	1,852,693	1,118,384	734,309	40%	1,798,516
Equipment rentals and repairs	2,575,806	1,918,734	657,072	26%	1,974,250
Total operating expenses	106,022,600	102,487,361	3,535,239	3%	102,248,278
Depreciation	72,436,442	72,436,442	-	-	66,748,176
Operating income (loss)	19,777,434	29,155,157	9,377,723	47%	3,390,692
Nonoperating revenue (expenses):					
Passenger facility charges	27,716,635	28,720,794	1,004,159	4%	27,049,311
Customer facility charges (Rental Car Center)	23,895,498	23,915,340	19,842	-	23,839,620
Quieter Home Program	(2,048,431)	(2,115,303)	(66,872)	(3)%	(1,777,109)
Interest income	9,930,222	10,745,858	815,636	8%	9,382,359
BAB interest rebate	2,733,602	2,089,397	(644,205)	(24)%	2,733,602
Interest expense	(51,059,885)	(49,177,400)	1,882,485	(4)%	(46,757,712)
Bond amortization costs	3,247,684	4,020,179	772,495	24%	3,344,135
Other nonoperating income (expenses)	-	4,587,500	4,587,500	-	3,205,886
Nonoperating revenue, net	14,415,325	22,786,365	8,371,040	58%	21,020,092
Change in net position before capital grant contributions	34,192,759	51,941,522	17,748,763	52%	24,410,784
Capital grant contributions	4,137,531	3,016,325	(1,121,206)	(27)%	5,856,702
Change in net position	\$ 38,330,290	\$ 54,957,847	\$ 16,627,557	43%	\$ 30,267,486

SAN DIEGO COUNTY REGIONAL AIRPORT AUTHORITY
Statements of Net Position
as of January 31, 2020
(Unaudited)

ASSETS

	January	
	2020	2019
Current assets:		
Cash and investments ⁽¹⁾	\$ 85,204,571	\$ 90,675,031
Tenant lease receivable, net of allowance of 2020: (\$211,156) and 2019: (\$208,649)	17,662,010	9,821,811
Grants receivable	5,656,933	5,538,900
Notes receivable-current portion	2,006,052	1,903,323
Prepaid expenses and other current assets	8,651,560	10,642,044
Total current assets	119,181,126	118,581,109
Cash designated for capital projects and other ⁽¹⁾	83,025,623	51,603,831
Restricted assets:		
Cash and investments:		
Bonds reserve ⁽¹⁾	62,911,770	62,346,162
Passenger facility charges and interest unapplied ⁽¹⁾	64,751,650	84,896,034
Customer facility charges and interest unapplied ⁽¹⁾	47,388,477	41,071,078
SBD Bond Guarantee ⁽¹⁾	4,000,000	4,000,000
Bond proceeds held by trustee ⁽¹⁾	471,072,908	229,934,392
Passenger facility charges receivable	6,726,049	6,029,112
Customer facility charges receivable	3,407,833	3,496,067
OCIP insurance reserve	5,519,913	5,537,667
Total restricted assets	665,778,600	437,310,512
Noncurrent assets:		
Capital assets:		
Land and land improvements	136,757,114	135,086,591
Runways, roads and parking lots	698,701,559	672,270,839
Buildings and structures	1,695,520,195	1,686,238,205
Machinery and equipment	62,121,856	58,417,380
Vehicles	25,388,285	25,107,675
Office furniture and equipment	44,292,102	37,424,889
Works of art	13,980,641	12,567,380
Construction-in-progress	244,684,309	149,577,311
	2,921,446,061	2,776,690,270
Less accumulated depreciation	(1,169,641,755)	(1,059,720,107)
Total capital assets, net	1,751,804,306	1,716,970,163
Other assets:		
Notes receivable - long-term portion	28,182,826	30,251,404
Investments-long-term portion ⁽¹⁾	266,560,444	169,807,141
Net OPEB Asset	394,547	97,418
Security deposit	331,026	130,611
Total other assets	295,468,843	200,286,574
Deferred outflows of resources:		
Deferred pension outflows	22,152,156	21,872,678
Deferred OPEB outflows	1,462,092	1,372,700
Deferred POB outflows	556,018	505,326
Deferred Refunding Loss	5,985,331	-
Total assets and deferred outflows of resources	\$ 2,945,414,095	\$ 2,548,502,893

⁽¹⁾ Total cash and investments, \$1,084,915,443 for 2020 and \$734,333,669 for 2019

SAN DIEGO COUNTY REGIONAL AIRPORT AUTHORITY
Statements of Net Position
as of January 31, 2020
(Unaudited)

LIABILITIES AND NET POSITION

	January	
	2020	2019
Current liabilities:		
Accounts payable and accrued liabilities	\$ 75,579,988	\$ 57,938,169
Deposits and other current liabilities	7,388,811	7,771,945
Total current liabilities	82,968,799	65,710,114
Current liabilities - payable from restricted assets:		
Current portion of long-term debt	30,740,000	22,865,000
Accrued interest on bonds and variable debt	8,361,571	6,539,014
Total liabilities payable from restricted assets	39,101,571	29,404,014
Long-term liabilities:		
Variable debt	13,719,000	20,163,000
Other long-term liabilities	9,235,395	8,961,049
Long term debt - bonds net of amortized premium	1,869,251,427	1,561,101,561
Net pension liability	15,961,502	18,743,453
Total long-term liabilities	1,908,167,324	1,608,969,063
Total liabilities	2,030,237,694	1,704,083,191
Deferred inflows of resources:		
Deferred pension inflows	6,190,684	3,506,867
Deferred OPEB inflows	507,578	541,669
Deferred POB inflows	217,937	178,971
Total liabilities and deferred inflows of resources	\$ 2,037,153,893	\$ 1,708,310,698
Net Position:		
Invested in capital assets, net of related debt	302,496,355	335,771,876
Other restricted	194,705,693	204,243,868
Unrestricted:		
Designated	111,612,181	51,603,831
Undesignated	299,445,973	248,572,620
Total Net Position	\$ 908,260,202	\$ 840,192,195



San Diego County Regional Airport Authority
Authority Detail Income Statement - Supplemental Schedule
 For the seven months ended January 31, 2020
 (Unaudited)

Print Date: 2/13/2020
 Print Time: 5:10:46PM
 Report ID: GL0012

	Month to Date					Year to Date				
	Budget	Actual	Variance Favorable (Unfavorable)	Variance Percent	Prior Year Actual	Budget	Actual	Variance Favorable (Unfavorable)	Variance Percent	Prior Year Actual
Landing Fees										
41112 - Landing Fees	\$3,821,513	\$3,712,612	\$(108,901)	(3)	\$2,306,453	\$28,008,660	\$27,889,602	\$(119,058)	0	\$16,436,272
41113 - Landing Fee Rebate	(16,920)	(16,185)	735	4	(17,417)	(152,069)	(115,731)	36,339	24	(127,982)
Total Landing Fees	3,804,593	3,696,427	(108,166)	(3)	2,289,036	27,856,591	27,773,871	(82,720)	0	16,308,290
Aircraft Parking Fees										
41150 - Terminal Aircraft Parking	0	0	0	0	238,180	0	0	0	0	1,667,261
41155 - Remote Aircraft Parking	0	0	0	0	50,678	0	0	0	0	359,813
41160 - Aircraft Parking Position Rent	622,666	621,270	(1,396)	0	0	4,358,661	4,442,310	83,649	2	0
41162 - Parking Position Turn Fee	164,787	134,023	(30,764)	(19)	0	1,240,707	1,079,401	(161,306)	(13)	0
41165 - Overnight Parking Fee	184,468	84,409	(100,059)	(54)	0	1,342,335	1,160,214	(182,121)	(14)	0
Total Aircraft Parking Fees	971,921	839,702	(132,219)	(14)	288,858	6,941,703	6,681,925	(259,777)	(4)	2,027,073
Building and Other Rents										
41210 - Terminal Rent	8,563,625	8,636,213	72,588	1	5,518,469	64,810,408	64,964,799	154,391	0	38,764,553
41215 - Federal Inspection Services	353,485	380,540	27,055	8	90,023	2,509,585	2,588,945	79,360	3	1,795,895
Total Building and Other Rents	8,917,110	9,016,753	99,643	1	5,608,492	67,319,993	67,553,744	233,751	0	40,560,448
Security Surcharge										
41310 - Airside Security Charges	0	0	0	0	684,971	0	0	0	0	4,801,690
41320 - Terminal Security Charge	0	0	0	0	2,231,337	0	0	0	0	15,626,275
Total Security Surcharge	0	0	0	0	2,916,308	0	0	0	0	20,427,965
CUPPS Support Charges										
41400 - Common Use Fees	701,245	745,071	43,826	6	114,723	5,722,056	5,811,520	89,464	2	804,458
Total CUPPS Support Charges	701,245	745,071	43,826	6	114,723	5,722,056	5,811,520	89,464	2	804,458
Other Aviation Revenue										
43100 - Fuel Franchise Fees	15,222	22,042	6,820	45	15,222	108,708	115,761	7,053	6	108,708
Total Other Aviation Revenue	15,222	22,042	6,820	45	15,222	108,708	115,761	7,053	6	108,708
Non-Airline Terminal Rents										
45010 - Terminal Rent - Non-Airline	178,782	208,909	30,127	17	182,143	1,264,287	1,416,343	152,057	12	1,276,701
Total Non-Airline Terminal Rents	178,782	208,909	30,127	17	182,143	1,264,287	1,416,343	152,057	12	1,276,701

San Diego County Regional Airport Authority
Authority Detail Income Statement - Supplemental Schedule
For the seven months ended January 31, 2020
(Unaudited)

Print Date: 2/13/2020
Print Time: 5:10:46PM
Report ID: GL0012

	Month to Date					Year to Date				
	Budget	Actual	Variance Favorable (Unfavorable)	Variance Percent	Prior Year Actual	Budget	Actual	Variance Favorable (Unfavorable)	Variance Percent	Prior Year Actual
Concession Revenue										
45111 - Term Concessions-Food & Bev	\$1,081,668	\$1,172,834	\$91,166	8	\$1,103,013	\$8,022,902	\$8,330,780	\$307,878	4	\$7,818,060
45112 - Terminal Concessions - Retail	554,762	632,557	77,796	14	587,487	4,598,081	4,783,073	184,992	4	4,657,880
45113 - Term Concessions - Other	242,073	350,375	108,302	45	226,020	1,727,289	2,459,000	731,711	42	1,521,264
45114 - Term Concessions Space Rents	80,803	83,976	3,173	4	78,832	565,620	592,567	26,948	5	551,827
45115 - Term Concessions Cost Recovery	149,434	162,292	12,858	9	138,341	1,004,473	1,035,727	31,254	3	901,128
45116 - Rec Distr Center Cost Recovery	138,093	135,302	(2,791)	(2)	133,328	965,417	945,886	(19,531)	(2)	935,237
45117 - Concessions Marketing Program	54,575	56,285	1,709	3	52,863	434,436	446,657	12,221	3	431,576
45120 - Rental car license fees	2,379,587	2,511,360	131,772	6	2,358,516	19,477,938	18,274,380	(1,203,559)	(6)	18,925,143
45121 - Rental Car Center Cost Recover	170,290	169,188	(1,102)	(1)	161,246	1,192,028	1,185,838	(6,189)	(1)	1,174,477
45130 - License Fees - Other	533,841	622,159	88,318	17	537,880	3,854,463	4,390,729	536,266	14	3,800,927
Total Concession Revenue	5,385,126	5,896,328	511,202	9	5,377,525	41,842,646	42,444,638	601,992	1	40,717,520
Parking and Ground Transportat										
45210 - Parking	3,347,341	3,769,921	422,581	13	3,304,933	24,785,598	28,531,760	3,746,162	15	27,165,094
45220 - AVI fees	1,477,716	1,531,008	53,291	4	1,358,061	11,189,621	11,229,042	39,421	0	9,128,446
45240 - Ground Transportation Pe	52,530	82,635	30,105	57	42,157	105,060	184,476	79,416	76	76,282
45250 - Citations	20,914	22,185	1,271	6	21,576	146,395	154,615	8,220	6	152,804
Total Parking and Ground Transportat	4,898,501	5,405,749	507,248	10	4,726,728	36,226,674	40,099,894	3,873,220	11	36,522,626
Ground Rentals										
45310 - Ground Rental Fixed - N	1,443,982	1,609,035	165,053	11	1,737,077	10,107,871	10,943,191	835,320	8	12,233,454
Total Ground Rentals	1,443,982	1,609,035	165,053	11	1,737,077	10,107,871	10,943,191	835,320	8	12,233,454
Grant Reimbursements										
45410 - TSA Reimbursements	24,800	24,800	0	0	24,800	172,000	172,000	0	0	172,000
45420 - Planning Grants	0	0	0	0	38,329	15,057	8,276	(6,781)	(45)	160,696
Total Grant Reimbursements	24,800	24,800	0	0	63,129	187,057	180,276	(6,781)	(4)	332,696

San Diego County Regional Airport Authority
Authority Detail Income Statement - Supplemental Schedule
For the seven months ended January 31, 2020
(Unaudited)

Print Date: 2/13/2020
Print Time: 5:10:46PM
Report ID: GL0012

	Month to Date					Year to Date				
	Budget	Actual	Variance Favorable (Unfavorable)	Variance Percent	Prior Year Actual	Budget	Actual	Variance Favorable (Unfavorable)	Variance Percent	Prior Year Actual
Other Operating Revenue										
45510 - Finger Printing Fee	\$18,926	\$17,924	\$(1,002)	(5)	\$22,576	\$132,482	\$135,932	\$3,450	3	\$159,708
45520 - Utilities Reimbursements	17,631	16,686	(945)	(5)	17,117	123,414	116,801	(6,613)	(5)	119,822
45530 - Miscellaneous Other Reve	4,274	7,084	2,810	66	2,538	29,918	110,692	80,774	270	202,633
45535 - Innovation Lab Revenue	0	0	0	0	0	0	600	600	0	500
45540 - Service Charges	7,314	49,027	41,713	570	48,398	51,198	222,746	171,548	335	367,280
45550 - Telecom Services	14,500	42,244	27,744	191	16,115	205,500	291,281	85,781	42	75,143
45570 - FBO Landing Fees	16,128	23,892	7,764	48	14,604	112,897	176,264	63,367	56	138,641
45580 - Equipment Rental	1,160	1,160	0	0	1,160	3,480	3,480	0	0	3,480
Total Other Operating Revenue	79,933	158,016	78,083	98	122,508	658,888	1,057,796	398,908	61	1,067,208
Total Operating Revenue	26,421,213	27,622,831	1,201,617	5	23,441,750	198,236,473	204,078,960	5,842,486	3	172,387,147
Personnel Expenses										
Salaries										
51110 - Salaries & Wages	4,446,438	3,370,460	1,075,978	24	3,280,069	22,281,236	18,319,143	3,962,093	18	17,577,687
51210 - Paid Time Off	29,167	560,954	(531,788)	(1,823)	512,396	204,167	2,330,722	(2,126,555)	(1,042)	2,202,897
51220 - Holiday Pay	0	298,925	(298,925)	0	280,044	0	581,695	(581,695)	0	556,265
51240 - Other Leave With Pay	0	6,503	(6,503)	0	6,263	0	71,416	(71,416)	0	75,203
51250 - Special Pay	0	35,850	(35,850)	0	7,900	0	172,640	(172,640)	0	192,367
Total Salaries	4,475,604	4,272,692	202,912	5	4,086,673	22,485,403	21,475,616	1,009,787	4	20,604,419
52110 - Overtime	87,338	99,395	(12,057)	(14)	90,172	470,528	570,063	(99,535)	(21)	502,245

San Diego County Regional Airport Authority
Authority Detail Income Statement - Supplemental Schedule
For the seven months ended January 31, 2020
(Unaudited)

Print Date: 2/13/2020
Print Time: 5:10:46PM
Report ID: GL0012

	Month to Date					Year to Date				
	Budget	Actual	Variance Favorable (Unfavorable)	Variance Percent	Prior Year Actual	Budget	Actual	Variance Favorable (Unfavorable)	Variance Percent	Prior Year Actual
Benefits										
54110 - FICA Tax	\$346,667	\$325,821	\$20,846	6	\$311,907	\$1,661,670	\$1,545,867	\$115,803	7	\$1,490,254
54120 - Unemployment Insurance-S	0	0	0	0	0	0	8,249	(8,249)	0	10,526
54130 - Workers Compensation Ins	31,255	22,070	9,186	29	22,036	171,482	110,057	61,425	36	114,064
54135 - Workers Comp Incident Expense	0	2,359	(2,359)	0	0	0	24,641	(24,641)	0	(27,491)
54210 - Medical Insurance	548,364	397,546	150,818	28	467,416	2,883,661	2,622,391	261,271	9	2,377,173
54220 - Dental Insurance	27,510	27,660	(150)	(1)	26,917	189,620	187,625	1,996	1	177,291
54230 - Vision Insurance	3,518	3,352	166	5	3,301	24,235	23,068	1,167	5	22,625
54240 - Life Insurance	8,116	7,623	493	6	7,253	55,723	51,249	4,474	8	60,360
54250 - Short Term Disability	10,393	13,476	(3,084)	(30)	9,518	71,150	85,393	(14,244)	(20)	72,436
54310 - Retirement	826,232	866,331	(40,099)	(5)	827,417	5,584,249	5,557,475	26,775	0	5,272,612
54312 - Pension - GASB 68	0	2,057,058	(2,057,058)	0	0	0	2,057,058	(2,057,058)	0	0
54315 - Retiree Health Benefits	14,284	13,700	584	4	12,750	97,549	93,000	4,549	5	81,950
54410 - Taxable Benefits	0	0	0	0	0	0	15,318	(15,318)	0	18,213
54430 - Accrued Vacation	0	(55,966)	55,966	0	(52,966)	0	(85,376)	85,376	0	(78,773)
54440 - Relocation	0	0	0	0	0	0	0	0	0	17,355
Total Benefits	1,816,339	3,681,030	(1,864,691)	(103)	1,635,549	10,739,338	12,296,014	(1,556,675)	(14)	9,608,595
Cap Labor/Burden/OH Recharge										
54510 - Capitalized Labor Recha	(596,288)	(360,633)	(235,655)	(40)	(114,478)	(3,017,600)	(1,855,634)	(1,161,966)	(39)	(784,927)
54515 - Capitalized Burden Rech	0	(144,231)	144,231	0	(46,997)	0	(806,986)	806,986	0	(341,096)
54599 - OH Contra	0	0	0	0	(262,922)	0	0	0	0	(1,606,084)
Total Cap Labor/Burden/OH Recharge	(596,288)	(504,865)	(91,423)	(15)	(424,397)	(3,017,600)	(2,662,620)	(354,979)	(12)	(2,732,107)
QHP Labor/Burden/OH Recharge										
54520 - QHP Labor Recharge	(61,936)	(26,844)	(35,092)	(57)	(25,232)	(335,218)	(175,777)	(159,441)	(48)	(190,422)
54525 - QHP Burden Recharge	0	(11,219)	11,219	0	(10,602)	0	(83,044)	83,044	0	(87,937)
54526 - QHP OH Contra Acct	0	(24,164)	24,164	0	(35,586)	0	(81,662)	81,662	0	(123,416)
Total QHP Labor/Burden/OH Recharge	(61,936)	(62,227)	291	0	(71,420)	(335,218)	(340,483)	5,265	2	(401,775)
MM&JS Labor/Burden/OH Recharge										
54530 - MM & JS Labor Recharge	0	0	0	0	(1,928)	0	(12,496)	12,496	0	(4,120)
54531 - Joint Studies - Labor	0	0	0	0	0	0	0	0	0	2,087
54535 - MM & JS Burden Recharge	0	0	0	0	0	0	0	0	0	(735)
54536 - Maintenance-Burden	0	0	0	0	0	0	0	0	0	735
Total MM&JS Labor/Burden/OH Recharge	0	0	0	0	(1,928)	0	(12,496)	12,496	0	(2,034)

San Diego County Regional Airport Authority
Authority Detail Income Statement - Supplemental Schedule
For the seven months ended January 31, 2020
(Unaudited)

Print Date: 2/13/2020
Print Time: 5:10:46PM
Report ID: GL0012

	Month to Date					Year to Date				
	Budget	Actual	Variance Favorable (Unfavorable)	Variance Percent	Prior Year Actual	Budget	Actual	Variance Favorable (Unfavorable)	Variance Percent	Prior Year Actual
Total Personnel Expenses	5,721,057	7,486,025	(1,764,968)	(31)	5,314,648	30,342,451	31,326,093	(983,642)	(3)	27,579,344
Non-Personnel Expenses										
Contract Services										
61100 - Temporary Staffing	\$14,083	\$65,513	\$(51,430)	(365)	\$41,793	\$180,783	\$367,759	\$(186,975)	(103)	\$413,117
61110 - Auditing Services	417	0	417	100	0	117,917	132,610	(14,693)	(12)	102,900
61120 - Legal Services	60,000	8,588	51,412	86	50,000	425,000	177,300	247,700	58	383,578
61130 - Services - Professional	843,491	521,170	322,320	38	903,620	5,808,631	5,061,155	747,476	13	6,695,239
61150 - Outside Svs - Other	392,146	402,822	(10,676)	(3)	281,745	2,842,635	2,586,510	256,125	9	2,316,980
61160 - Services - Custodial	2,614,491	2,358,246	256,245	10	2,819,806	16,824,982	15,906,453	918,528	5	19,000,961
61190 - Receiving & Dist Cntr Services	144,468	140,926	3,542	2	140,412	1,009,984	985,771	24,213	2	982,048
61990 - OH Contra	0	0	0	0	(95,230)	0	0	0	0	(964,265)
Total Contract Services	4,069,096	3,497,266	571,830	14	4,142,146	27,209,931	25,217,558	1,992,373	7	28,930,558
Safety and Security										
61170 - Services - Fire, Police,	608,997	612,652	(3,655)	(1)	590,812	4,138,088	4,096,395	41,693	1	3,817,978
61180 - Services - SDUPD-Harbor	2,397,695	2,373,362	24,333	1	2,325,664	12,123,166	11,574,718	548,448	5	11,465,864
61185 - Guard Services	365,038	410,735	(45,697)	(13)	351,221	2,461,003	2,709,667	(248,664)	(10)	2,241,052
61188 - Other Safety & Security Serv	144,500	124,130	20,370	14	136,808	1,139,150	960,037	179,113	16	960,385
Total Safety and Security	3,516,230	3,520,879	(4,649)	0	3,404,505	19,861,407	19,340,816	520,591	3	18,485,279
Space Rental										
62100 - Rent	849,229	850,455	(1,226)	0	851,613	5,944,604	5,952,327	(7,723)	0	5,945,535
Total Space Rental	849,229	850,455	(1,226)	0	851,613	5,944,604	5,952,327	(7,723)	0	5,945,535
Utilities										
63100 - Telephone & Other Commun	47,026	42,665	4,361	9	43,895	327,026	295,103	31,923	10	314,396
63110 - Utilities - Gas & Electr	953,752	928,624	25,128	3	896,277	7,437,945	7,135,604	302,341	4	7,187,518
63120 - Utilities - Water	113,786	86,035	27,751	24	101,015	850,225	750,402	99,823	12	786,344
63190 - OH Contra	0	0	0	0	0	0	0	0	0	(610)
Total Utilities	1,114,564	1,057,324	57,240	5	1,041,188	8,615,196	8,181,109	434,087	5	8,287,648

San Diego County Regional Airport Authority
Authority Detail Income Statement - Supplemental Schedule
For the seven months ended January 31, 2020
(Unaudited)

Print Date: 2/13/2020
Print Time: 5:10:46PM
Report ID: GL0012

	Month to Date					Year to Date				
	Budget	Actual	Variance Favorable (Unfavorable)	Variance Percent	Prior Year Actual	Budget	Actual	Variance Favorable (Unfavorable)	Variance Percent	Prior Year Actual
Maintenance										
64100 - Facilities Supplies	\$40,600	\$38,609	\$1,991	5	\$11,840	\$413,400	\$436,699	\$(23,299)	(6)	\$423,271
64110 - Maintenance - Annual R	787,464	746,147	41,316	5	707,838	5,734,240	5,677,646	56,594	1	5,780,408
64124 - Maintenance-Overhead	0	0	0	0	5	0	0	0	0	2,632
64125 - Major Maintenance - Mat	131,447	65,594	65,853	50	184,912	1,099,548	984,363	115,186	10	884,763
64140 - Refuse & Hazardous Waste	41,667	57,862	(16,196)	(39)	36,762	291,667	331,864	(40,197)	(14)	322,012
Total Maintenance	1,001,177	908,213	92,964	9	941,357	7,538,855	7,430,572	108,283	1	7,413,086
Equipment and Systems										
65100 - Equipment & Systems	25,817	27,064	(1,247)	(5)	22,705	139,411	173,090	(33,679)	(24)	165,164
65101 - OH Contra	0	0	0	0	0	0	0	0	0	(1,516)
Total Equipment and Systems	25,817	27,064	(1,247)	(5)	22,705	139,411	173,090	(33,679)	(24)	163,648
Materials and Supplies										
65110 - Office & Operating Suppl	38,077	35,926	2,151	6	40,538	190,541	269,045	(78,504)	(41)	247,101
65120 - Safety Equipment & Suppl	13,028	12,066	963	7	10,442	60,481	62,301	(1,820)	(3)	81,035
65130 - Tools - Small	4,000	829	3,171	79	1,541	26,400	15,762	10,638	40	9,202
65199 - OH Contra	0	0	0	0	(1,116)	0	0	0	0	(11,417)
Total Materials and Supplies	55,106	48,821	6,285	11	51,405	277,422	347,108	(69,686)	(25)	325,922
Insurance										
67170 - Insurance - Property	74,969	58,335	16,634	22	52,678	524,780	408,343	116,437	22	368,743
67171 - Insurance - Liability	13,008	13,599	(591)	(5)	11,825	91,053	95,191	(4,139)	(5)	82,775
67172 - Insurance - Public Offic	15,635	15,494	140	1	15,033	109,942	109,659	283	0	105,738
67173 - Insurance Miscellaneous	11,949	11,636	313	3	11,636	202,208	199,960	2,247	1	186,120
Total Insurance	115,559	99,063	16,496	14	91,172	927,982	813,154	114,828	12	743,376

San Diego County Regional Airport Authority
Authority Detail Income Statement - Supplemental Schedule
For the seven months ended January 31, 2020
(Unaudited)

Print Date: 2/13/2020
Print Time: 5:10:46PM
Report ID: GL0012

	Month to Date					Year to Date				
	Budget	Actual	Variance Favorable (Unfavorable)	Variance Percent	Prior Year Actual	Budget	Actual	Variance Favorable (Unfavorable)	Variance Percent	Prior Year Actual
Employee Development and Suppo										
66120 - Awards - Service	\$1,660	\$4,051	\$(2,391)	(144)	\$3,805	\$41,521	\$39,885	\$1,636	4	\$53,775
66130 - Book & Periodicals	7,855	4,980	2,875	37	3,902	34,533	23,865	10,667	31	27,351
66220 - Permits/Certificates/Lic	9,508	5,926	3,582	38	5,524	79,378	67,465	11,913	15	81,678
66260 - Recruiting	1,000	1,784	(784)	(78)	5,025	17,251	19,342	(2,091)	(12)	22,045
66280 - Seminars & Training	24,438	24,930	(492)	(2)	29,154	248,006	198,773	49,233	20	174,029
66290 - Transportation	13,071	10,963	2,109	16	10,882	89,209	80,045	9,165	10	77,795
66299 - OH Contra	0	0	0	0	(595)	0	0	0	0	(14,554)
66305 - Travel-Employee Developm	14,057	13,012	1,045	7	13,824	153,388	166,105	(12,717)	(8)	121,657
66310 - Tuition	2,889	0	2,889	100	1,761	24,557	23,747	810	3	16,505
66320 - Uniforms	6,792	10,239	(3,447)	(51)	8,458	48,996	49,187	(191)	0	40,836
Total Employee Development and Suppo	81,269	75,884	5,385	7	81,740	736,838	668,414	68,424	9	601,117
Business Development										
66100 - Advertising	186,604	38,598	148,006	79	32,619	604,254	254,680	349,574	58	748,553
66110 - Allowance for Bad Debts	0	0	0	0	0	5,000	(888)	5,888	118	2,001
66200 - Memberships & Dues	27,391	122,731	(95,341)	(348)	86,058	194,851	281,568	(86,717)	(45)	250,416
66230 - Postage & Shipping	1,427	678	749	52	5,209	11,372	11,999	(628)	(6)	13,597
66240 - Promotional Activities	115,845	45,699	70,145	61	76,115	843,945	436,800	407,145	48	600,976
66250 - Promotional Materials	6,246	7,717	(1,471)	(24)	6,270	33,621	28,714	4,906	15	34,124
66300 - Travel-Business Developm	8,200	7,408	792	10	26,958	159,650	105,511	54,139	34	148,849
Total Business Development	345,712	222,832	122,880	36	233,230	1,852,692	1,118,385	734,308	40	1,798,517
Equipment Rentals and Repairs										
66140 - Computer Licenses & Agre	86,085	(14,247)	100,332	117	39,211	401,805	252,598	149,207	37	150,969
66150 - Equipment Rental/Leasing	23,629	22,112	1,518	6	35,264	193,405	167,905	25,501	13	187,678
66160 - Tenant Improvements	60,000	59,886	114	0	60,030	466,000	438,240	27,760	6	463,749
66270 - Repairs - Office Equipme	276,251	99,611	176,640	64	154,790	1,514,596	1,059,991	454,604	30	1,350,426
66279 - OH Contra	0	0	0	0	(22,577)	0	0	0	0	(178,572)
Total Equipment Rentals and Repairs	445,965	167,361	278,603	62	266,718	2,575,806	1,918,734	657,072	26	1,974,249
Total Non-Personnel Expenses	11,619,723	10,475,163	1,144,560	10	11,127,779	75,680,145	71,161,267	4,518,878	6	74,668,936
Total Departmental Expenses before	17,340,780	17,961,188	(620,408)	(4)	16,442,427	106,022,596	102,487,360	3,535,236	3	102,248,279

San Diego County Regional Airport Authority
Authority Detail Income Statement - Supplemental Schedule
For the seven months ended January 31, 2020
(Unaudited)

Print Date: 2/13/2020
Print Time: 5:10:46PM
Report ID: GL0012

	Month to Date					Year to Date				
	Budget	Actual	Variance Favorable (Unfavorable)	Variance Percent	Prior Year Actual	Budget	Actual	Variance Favorable (Unfavorable)	Variance Percent	Prior Year Actual
Depreciation and Amortization										
69110 - Depreciation Expense	\$10,271,172	\$10,271,172	\$0	0	\$10,913,295	\$72,436,442	\$72,436,442	\$0	0	\$66,748,176
Total Depreciation and Amortization	10,271,172	10,271,172	0	0	10,913,295	72,436,442	72,436,442	0	0	66,748,176
Non-Operating Revenue/(Expense)										
Passenger Facility Charges										
71110 - Passenger Facility Charge	4,517,966	4,854,436	336,470	7	4,412,045	27,716,635	28,720,794	1,004,160	4	27,049,311
Total Passenger Facility Charges	4,517,966	4,854,436	336,470	7	4,412,045	27,716,635	28,720,794	1,004,160	4	27,049,311
Customer Facility Charges										
71120 - Customer facility charges (Con	3,110,987	2,995,081	(115,905)	(4)	3,031,148	23,895,498	23,915,340	19,843	0	23,839,620
Total Customer Facility Charges	3,110,987	2,995,081	(115,905)	(4)	3,031,148	23,895,498	23,915,340	19,843	0	23,839,620
Quieter Home Program										
71212 - Quieter Home - Labor	(45,850)	(26,844)	19,006	41	(25,232)	(320,950)	(175,809)	145,141	45	(190,422)
71213 - Quieter Home - Burden	0	(11,219)	(11,219)	0	(10,602)	0	(83,044)	(83,044)	0	(87,937)
71214 - Quieter Home - Overhead	0	(22,247)	(22,247)	0	(35,586)	0	(79,744)	(79,744)	0	(123,416)
71215 - Quieter Home - Material	(1,935,048)	(1,500,038)	435,010	22	(1,585,210)	(9,491,208)	(9,602,661)	(111,453)	(1)	(7,655,005)
71216 - Quieter Home Program	1,584,718	1,183,477	(401,241)	(25)	1,272,208	7,849,727	7,825,955	(23,772)	0	6,365,552
71224 - Joint Studies Overhead	0	0	0	0	0	0	0	0	0	(149)
71225 - Joint Studies - Material	(73,000)	0	73,000	100	(72,749)	(86,000)	0	86,000	100	(85,924)
71226 - Contractor Overhead	0	0	0	0	0	0	0	0	0	192
Total Quieter Home Program	(469,180)	(376,870)	92,310	20	(457,171)	(2,048,431)	(2,115,304)	(66,872)	(3)	(1,777,109)
Interest Income										
71310 - Interest - Investments	1,416,246	1,016,719	(399,527)	(28)	572,347	8,930,799	7,025,685	(1,905,114)	(21)	5,150,623
71340 - Interest - Note Receivab	141,791	141,791	0	0	150,931	999,423	999,423	0	0	1,061,948
71350 - Interest - Other	0	0	0	0	0	0	(2,507)	(2,507)	0	(3,289)
71361 - Interest Income - 2010 Bonds	0	106,336	106,336	0	124,580	0	752,100	752,100	0	830,086
71363 - Interest Income - 2013 Bonds	0	57,476	57,476	0	115,058	0	484,966	484,966	0	496,209
71364 - Interest Income - 2017 Bond A	0	113,086	113,086	0	223,265	0	716,851	716,851	0	1,317,180
71365 - Interest Income - 2014 Bond A	0	64,269	64,269	0	91,863	0	510,794	510,794	0	529,603
71366 - Interest Income - 2019A Bond	0	258,545	258,545	0	0	0	258,545	258,545	0	0
Total Interest Income	1,558,037	1,758,222	200,185	13	1,278,045	9,930,222	10,745,858	815,636	8	9,382,359

San Diego County Regional Airport Authority
Authority Detail Income Statement - Supplemental Schedule
For the seven months ended January 31, 2020
(Unaudited)

Print Date: 2/13/2020
Print Time: 5:10:46PM
Report ID: GL0012

	Month to Date					Year to Date				
	Budget	Actual	Variance Favorable (Unfavorable)	Variance Percent	Prior Year Actual	Budget	Actual	Variance Favorable (Unfavorable)	Variance Percent	Prior Year Actual
Interest income BAB's rebate										
71362 - BAB interest rebate	\$390,514	\$0	\$(390,514)	(100)	\$390,515	\$2,733,602	\$2,089,397	\$(644,204)	(24)	\$2,733,602
Total Interest income BAB's rebate	390,514	0	(390,514)	(100)	390,515	2,733,602	2,089,397	(644,204)	(24)	2,733,602
Interest Expense										
71411 - Interest Expense- 2010 Bonds	(2,439,900)	(1,250,395)	1,189,505	49	(2,481,737)	(17,079,299)	(15,096,791)	1,982,508	12	(17,372,162)
71412 - Interest Expense 2013 Bonds	(1,506,779)	(1,506,779)	0	0	(1,514,513)	(10,547,454)	(10,547,454)	0	0	(10,601,588)
71413 - Interest Expense 2014 Bond A	(1,335,732)	(1,335,732)	0	0	(1,349,970)	(9,350,127)	(9,350,127)	0	0	(9,449,793)
71414 - Interest Expense 2017 Bond A	(1,174,208)	(1,174,208)	0	0	(1,192,792)	(8,219,458)	(8,219,458)	0	0	(8,349,542)
71415 - Interest Exp 2019A Bond	(504,174)	(1,864,870)	(1,360,696)	(270)	0	(504,174)	(3,094,455)	(2,590,281)	(514)	0
71420 - Interest Expense-Variable Debt	(455,634)	(24,151)	431,482	95	(45,980)	(2,158,086)	(457,914)	1,700,172	79	(298,547)
71430 - LOC Fees - C/P	(6,005)	(29,675)	(23,670)	(394)	(26,209)	(42,035)	(290,688)	(248,652)	(592)	(302,584)
71450 - Trustee Fee Bonds	0	0	0	0	0	(8,967)	(1,050)	7,917	88	(1,050)
71451 - Program Fees - Variable Debt	(417)	0	417	100	0	(2,917)	0	2,917	100	0
71458 - Capitalized Interest	(715,735)	0	715,735	100	0	(715,735)	0	715,735	100	0
71460 - Interest Expense - Other	(2,074,051)	(380,400)	1,693,651	82	0	(2,074,051)	(1,761,882)	312,169	15	(11,435)
71461 - Interest Expense - Cap Leases	(50,578)	(50,578)	0	0	(52,541)	(357,582)	(357,582)	0	0	(371,011)
Total Interest Expense	(10,263,213)	(7,616,789)	2,646,424	26	(6,663,742)	(51,059,885)	(49,177,402)	1,882,483	4	(46,757,712)
Amortization										
69210 - Amortization - Premium	461,775	965,027	503,252	109	475,639	3,247,684	4,020,179	772,495	24	3,344,135
Total Amortization	461,775	965,027	503,252	109	475,639	3,247,684	4,020,179	772,495	24	3,344,135
Other Non-Operating Income (Expense)										
71510 - Legal Settlement Income	0	0	0	0	0	0	1,075,000	1,075,000	0	0
71520 - Fixed Asset Disposal-Gain	0	0	0	0	60,000	0	4,000	4,000	0	60,000
71530 - Gain/Loss On Investments	0	1,912,101	1,912,101	0	918,834	0	3,176,226	3,176,226	0	3,080,572
71540 - Discounts Earned	0	0	0	0	0	0	4,465	4,465	0	4,955
71610 - Legal Settlement Expense	0	0	0	0	0	0	(10,000)	(10,000)	0	0
71620 - Other non-operating revenue (e	0	229,492	229,492	0	14,320	0	313,476	313,476	0	60,359
71630 - Other Non-Operating Expe	0	(1)	(1)	0	0	0	(1)	(1)	0	0
73300 - DMJM and Auth OH Clearin	0	0	0	0	0	0	24,334	24,334	0	0
Total Other Non-Operating Income (Expense)	0	2,141,593	2,141,593	0	993,154	0	4,587,500	4,587,500	0	3,205,886
Total Non-Operating Revenue/(Expense)	(693,114)	4,720,699	5,413,813	781	(3,459,632)	14,415,323	22,786,364	8,371,041	(58)	(21,020,092)

San Diego County Regional Airport Authority
Authority Detail Income Statement - Supplemental Schedule
For the seven months ended January 31, 2020
(Unaudited)

Print Date: 2/13/2020
Print Time: 5:10:46PM
Report ID: GL0012

	Month to Date					Year to Date				
	Budget	Actual	Variance Favorable (Unfavorable)	Variance Percent	Prior Year Actual	Budget	Actual	Variance Favorable (Unfavorable)	Variance Percent	Prior Year Actual
Capital Grant Contribution										
72100 - AIP Grants	\$1,181,821	\$668,273	\$(513,548)	(43)	\$1,341,964	\$4,137,531	\$3,016,325	\$(1,121,206)	(27)	\$5,856,702
Total Capital Grant Contribution	1,181,821	668,273	(513,548)	(43)	1,341,964	4,137,531	3,016,325	(1,121,206)	(27)	5,856,702
Total Expenses Net of Non-Operating Revenue/ (Expense)	27,123,245	22,843,388	4,279,857	16	22,554,126	159,906,183	149,121,113	10,785,070	7	142,119,661
Net Income/(Loss)	(702,031)	4,779,443	5,481,475	781	887,625	38,330,290	54,957,847	16,627,557	43	30,267,486
Equipment Outlay										
73200 - Equipment Outlay Expendi	(14,055)	(47,125)	(33,070)	(235)	(48,682)	(567,055)	(255,295)	311,760	55	(148,924)
73299 - Capitalized Equipment Co	0	47,125	47,125	0	48,682	0	255,295	255,295	0	148,924
Total Equipment Outlay	(14,055)	0	14,055	100	0	(567,055)	0	567,055	100	0



SAN DIEGO
INTERNATIONAL AIRPORT

LET'S **GO.**

Review of the Unaudited Financial Statements for the Seven Months Ended January 31, 2020 and 2019

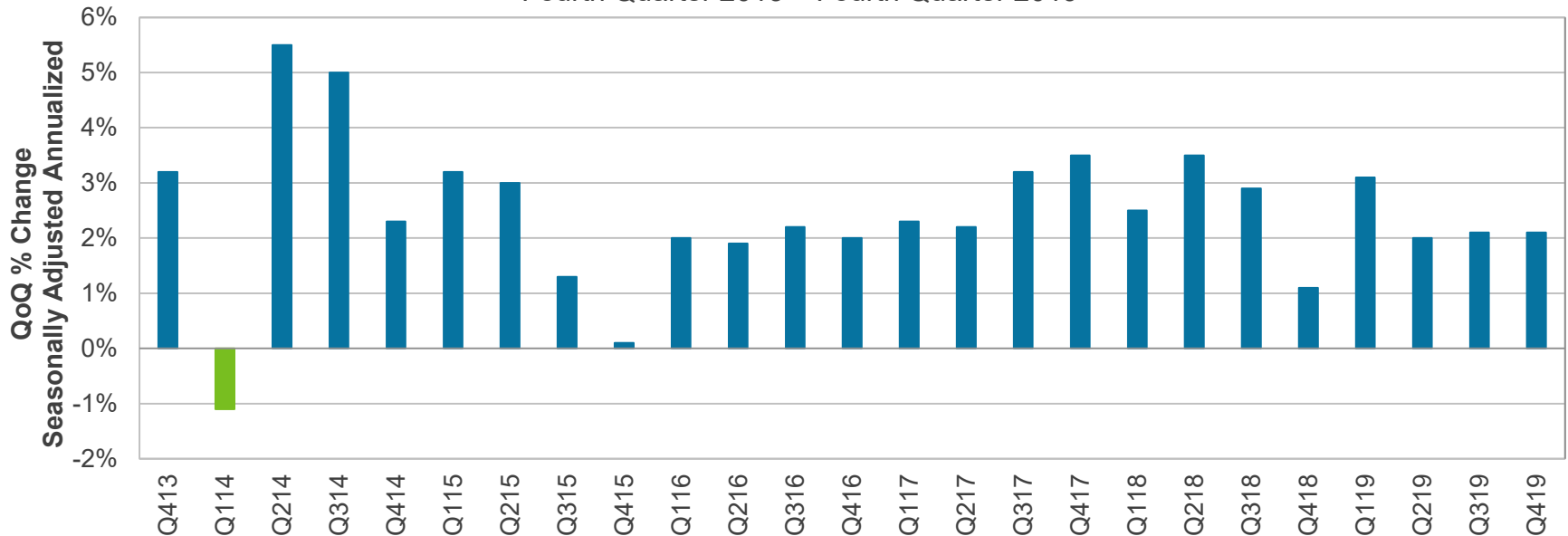
Presented by:
Scott Brickner
Chief Financial Officer
and
Liz Stewart
Senior Manager, Accounting

February 24, 2020

Fourth Quarter GDP

According to the advance estimate, fourth quarter 2019 GDP grew at a 2.1% annualized rate, in line with expectations. This follows growth of 2.1% in the third quarter, 2.0% in the second quarter, and 3.1% in the first quarter. Overall, GDP grew 2.3% in 2019, down from 2.9% in 2018. Fourth quarter growth was fueled by net exports and consumer spending which contributed 1.5% and 1.2% to GDP in the quarter, respectively, while gross private domestic investment was a drag on the economy. The consensus estimate for current quarter growth signals a slowdown to 1.6% growth. The consensus forecast calls for GDP growth of 1.8% for the full year 2020.

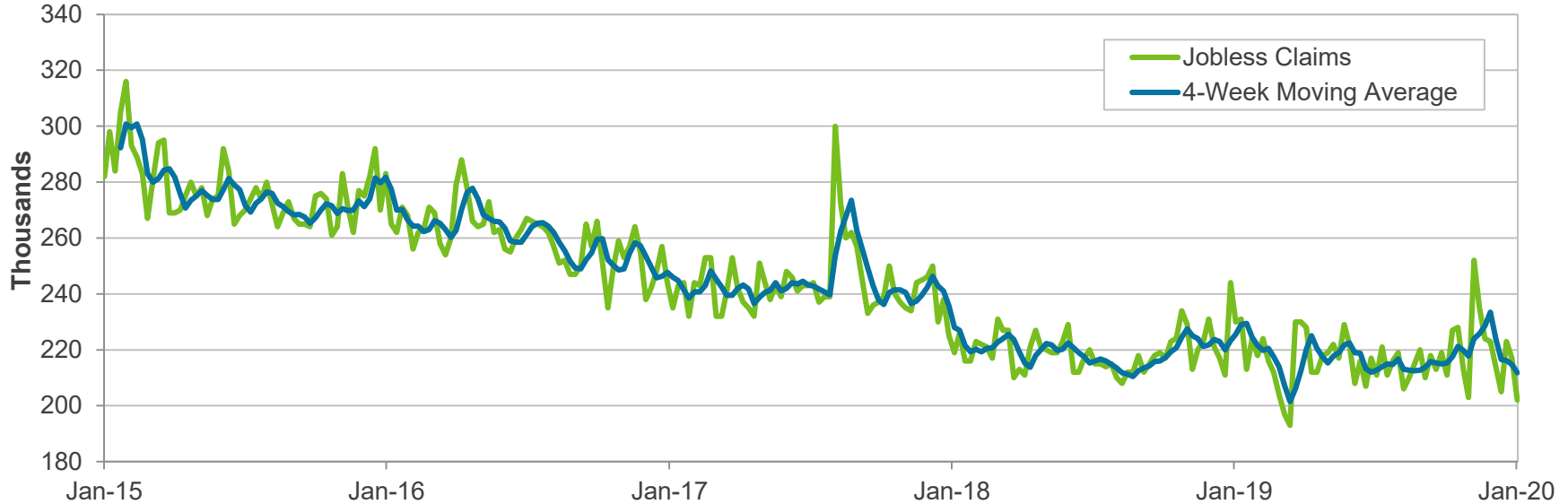
U.S. Gross Domestic Product (QoQ)
Fourth Quarter 2013 – Fourth Quarter 2019



Initial Claims For Unemployment

For the week ending February 1, initial jobless claims declined by 15,000 to 202,000. The 4-week moving average decreased by 3,000 to 211,750. Initial jobless claims remain low and are consistent with a strong labor market.

Initial Jobless Claims and 4-Week Moving Average
January 30, 2015 – January 31, 2020



Consumer Price Index

The Consumer Price Index (CPI) was up 2.3% year-over-year in December, up from 2.1% in November. Core CPI (CPI less food and energy) was up 2.3% year-over-year in December, unchanged from November. Overall, inflationary pressures remain fairly stable.

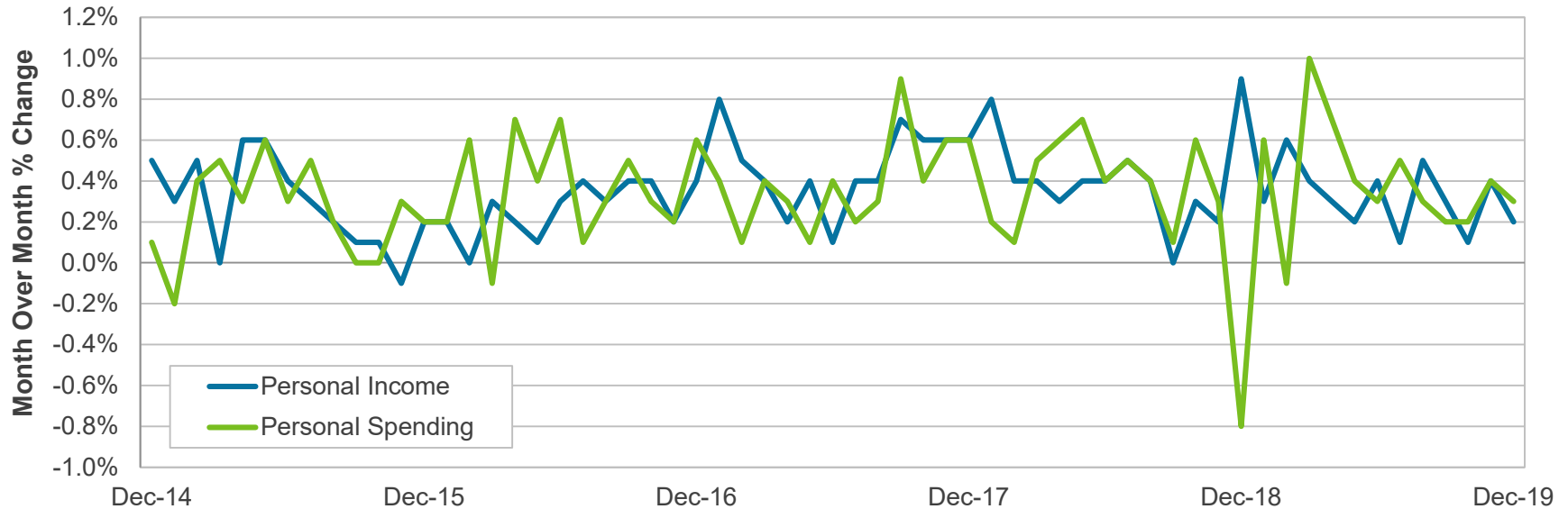
Consumer Price Index (YoY%)
December 2014 – December 2019



Personal Income and Spending

Personal income increased 0.2% in December (slightly below expectations of 0.3%), following a 0.4% increase in November. Consumer spending increased 0.3% in December (in line with expectations), following growth of 0.4% in November. Overall, income and spending rose modestly in December.

Personal Income and Spending (MoM%)
December 2014 – December 2019



Consumer Confidence Index

The Consumer Confidence Index increased to 131.6 in January from 128.2 in December. Overall, consumer confidence is strong.

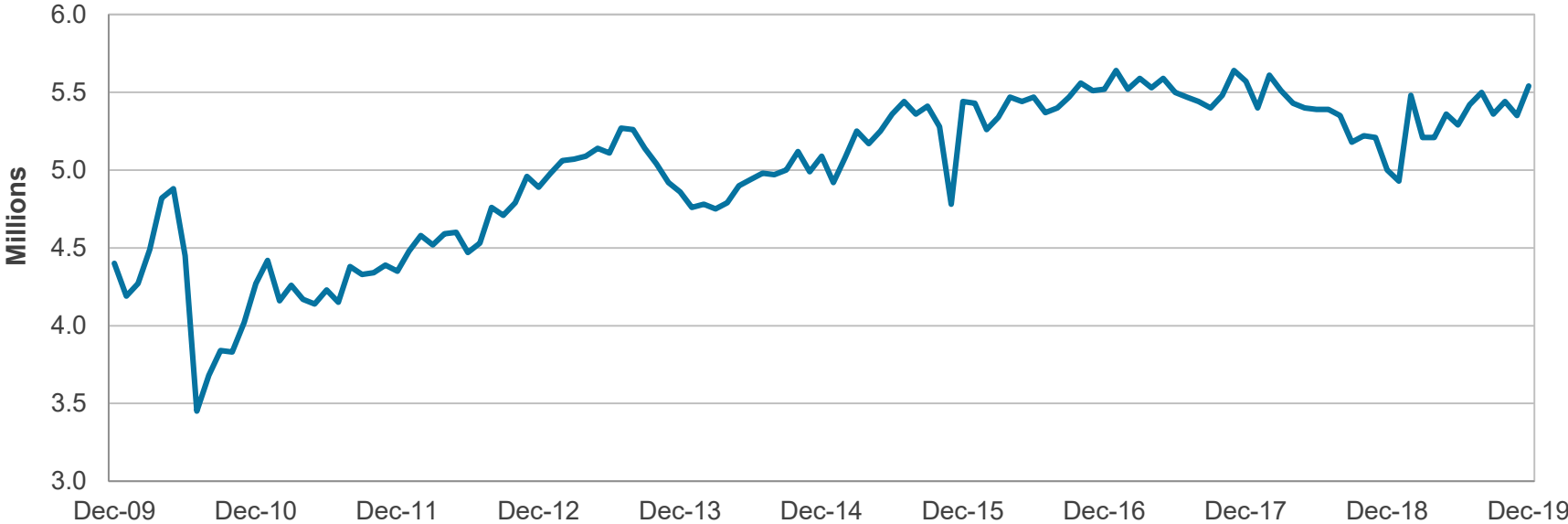
Consumer Confidence Index
January 2015 – January 2020



Existing Home Sales

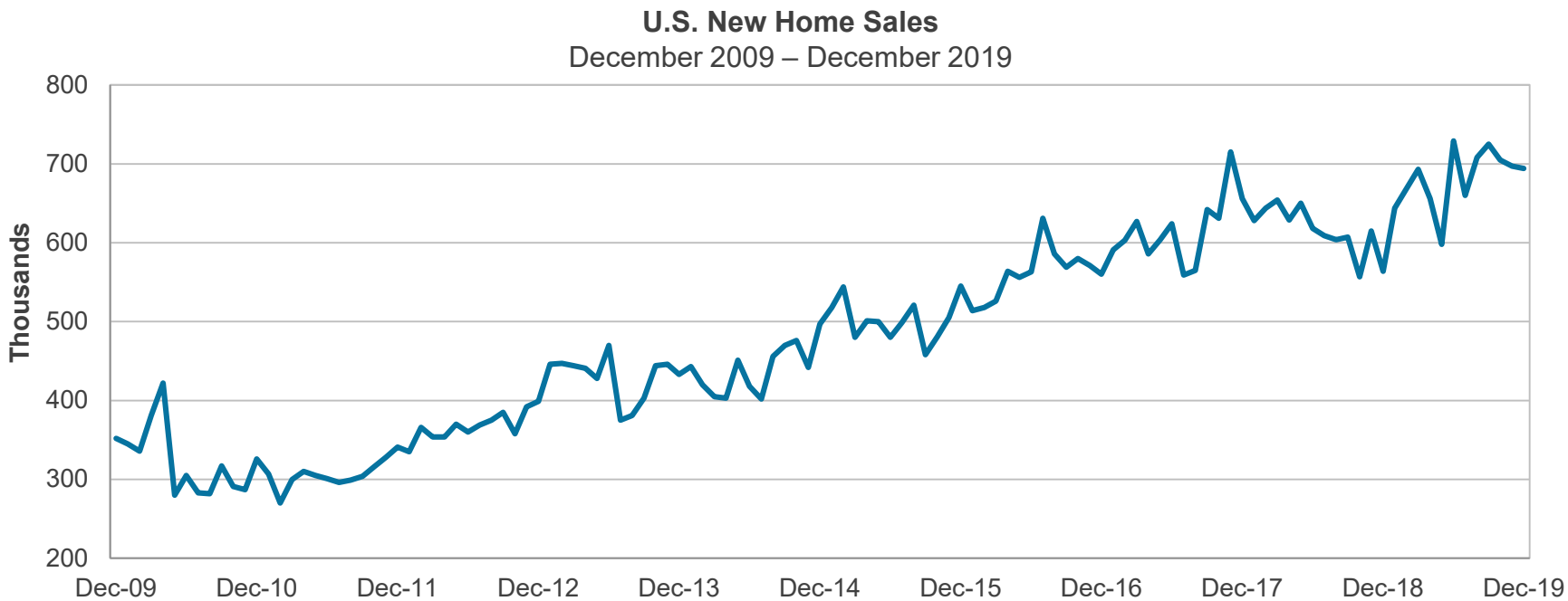
Existing home sales jumped 3.6% in December to a seasonally adjusted rate of 5.540 million units (stronger than expected), following a 1.7% decline in November. On a year-over-year basis, sales of existing homes were up 10.8% in December versus 2.7% in November.

U.S. Existing Home Sales (MoM)
December 2009 – December 2019



New Home Sales

New home sales were roughly flat in December at an annualized rate of 694,000 units. On a year-over-year basis, new home sales were up 23.0% in December versus 13.3% in November. Overall, we believe the housing market continues to benefit from low mortgage rates and a healthy labor market.



Crude Oil Prices

U.S. West Texas Intermediate (WTI) crude settled at \$49.57 per barrel on February 10, below its one month average of \$53.77 and its one year average of \$57.44. The recent decline in oil prices has largely been driven by concerns about the coronavirus and its potential impact on global economic growth.

West Texas Intermediate Oil Price Per Barrel (WTI Spot)

February 10, 2015 – February 10, 2020



Jet Fuel Prices

Jet fuel (U.S. Gulf Coast Spot) closed at \$1.483 per gallon on February 10, which was below its one month average of \$1.628 and its one year average of \$1.865. Falling global demand for jet fuel due to the coronavirus has put downward pressure on prices. Many airlines have stopped or curtailed flights to parts of China since the outbreak.

U.S. Gulf Coast 54 Grade Jet Fuel Spot Price
February 10, 2015 – February 10, 2020



U.S. Equity Markets

During 2019, the DJIA and S&P 500 indices rose 22.3% and 28.9%, respectively. Year-to-date, the DJIA and S&P 500 indices are up 2.6% and 3.8%, respectively.

Dow Jones Industrial Average (DJIA) and S&P 500 Indices
February 10, 2015 – February 10, 2020



Treasury Yield History

The Treasury yield curve has flattened. The yield on 5-year Treasuries is now roughly flat with the yield on 2-year Treasuries.

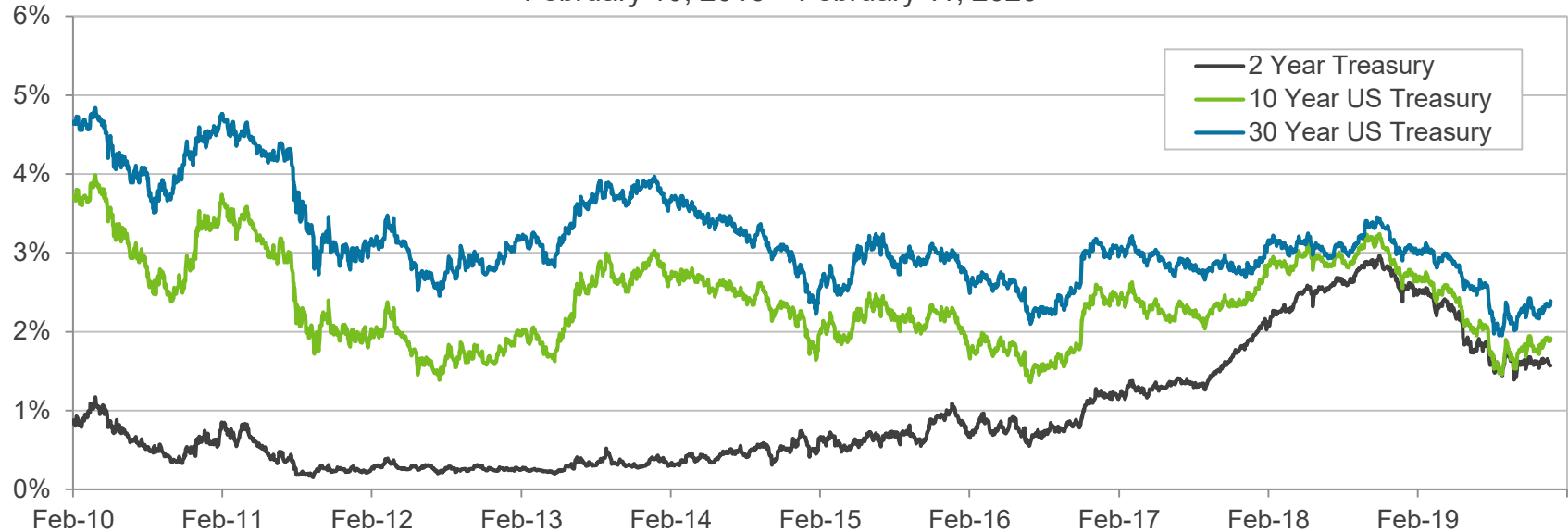
2- and 5-year U.S. Treasury Yields
February 10, 2019 – February 9, 2020



Treasury Yield History

Treasury yields have declined meaningfully year-over-year. The 3-month T-bill yield is down 87 basis points, the 2-Year Treasury yield is down 107 basis points, and the 10-Year Treasury yield is down 106 basis points. We believe the year-over-year decline in long-term Treasury yields largely reflects a decline in global economic growth and inflation expectations, while the decline in shorter-term rates is generally in line with the Fed's three 25 basis point rate cuts in 2019. The market has started to price in a greater probability of a fourth rate cut this year due to concerns about the coronavirus and slower global economic growth.

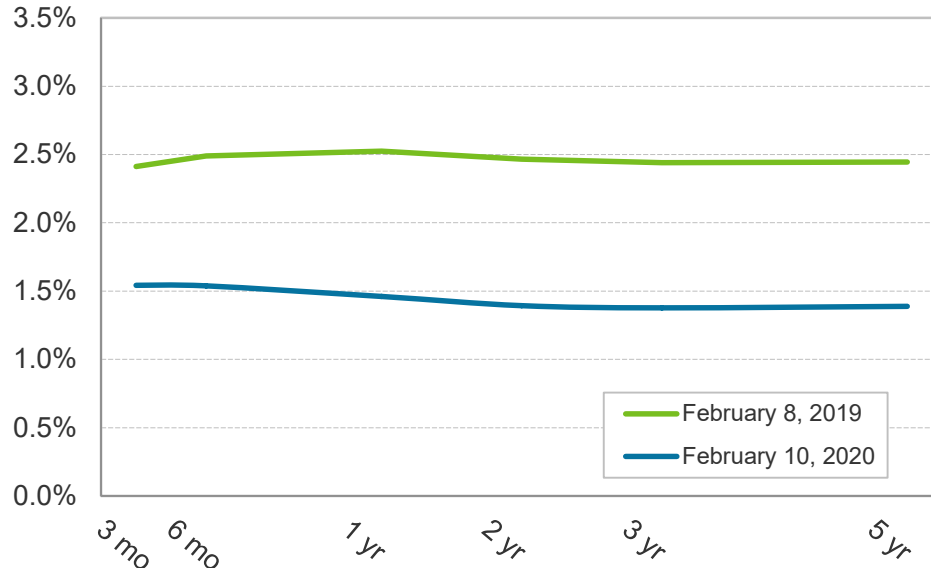
2-, 10- and 30-year U.S. Treasury Yields
February 10, 2010 – February 11, 2020



U.S. Treasury Yield Curve

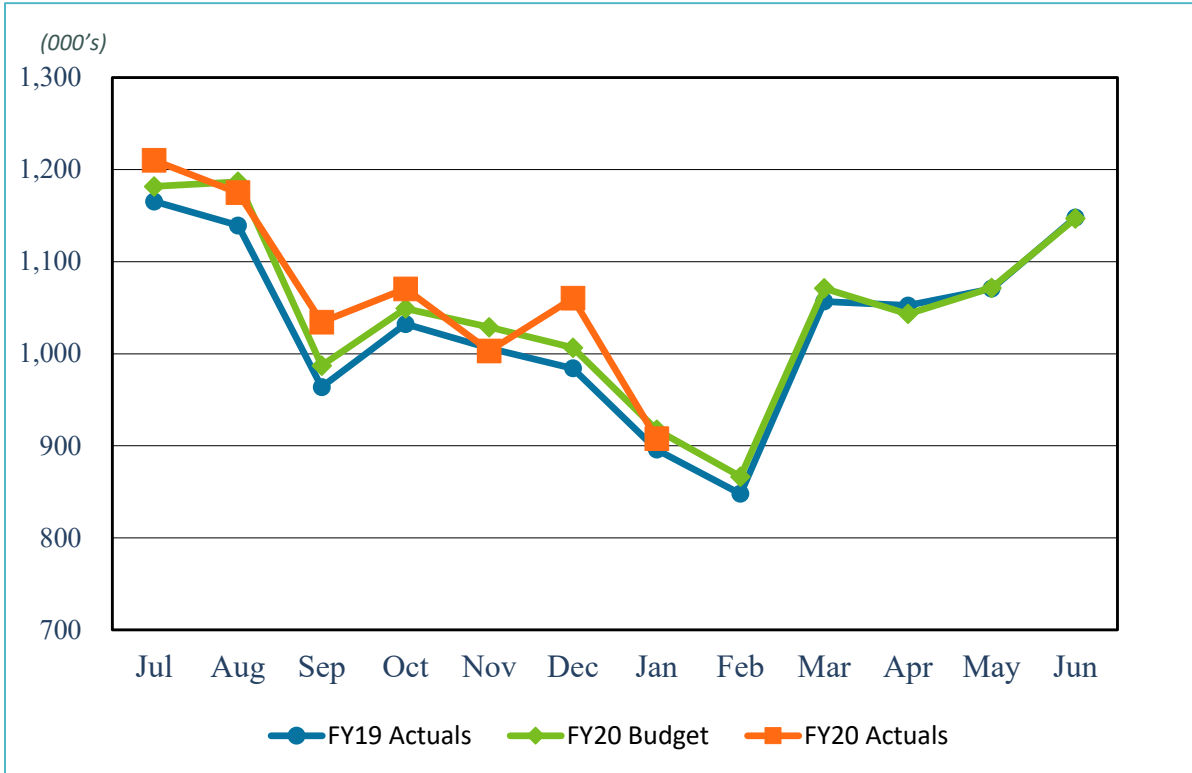
The Treasury yield curve has reverted to a partial inversion. The yield on 10-year Treasuries is about 17 basis points below the yield on 2-year Treasuries. Year-to date, the yield on 10-year Treasuries has declined nearly 35 basis points to 1.57%. We believe the flattening of the Treasury yield curve has largely been driven by fears about the coronavirus and its potential impact on global economic growth and inflation expectations.

U.S. Treasury Yield Curve



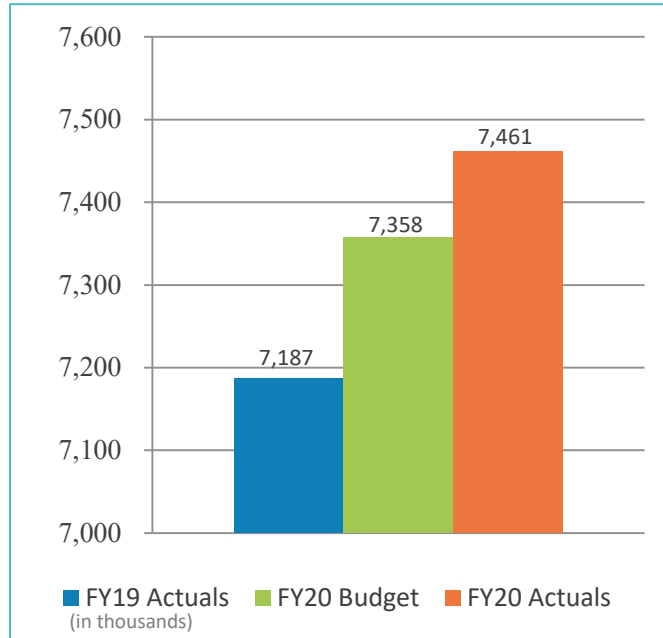
	2/8/2019	2/10/2020	Change
3-Mo.	2.41%	1.54%	(0.87%)
6-Mo.	2.49%	1.54%	(0.95%)
1-Yr.	2.52%	1.46%	(1.06%)
2-Yr.	2.47%	1.39%	(1.08%)
3-Yr.	2.44%	1.38%	(1.06%)
5-Yr.	2.44%	1.39%	(1.05%)
10-Yr.	2.63%	1.57%	(1.06%)
30-Yr.	2.98%	2.04%	(0.94%)

Enplanements

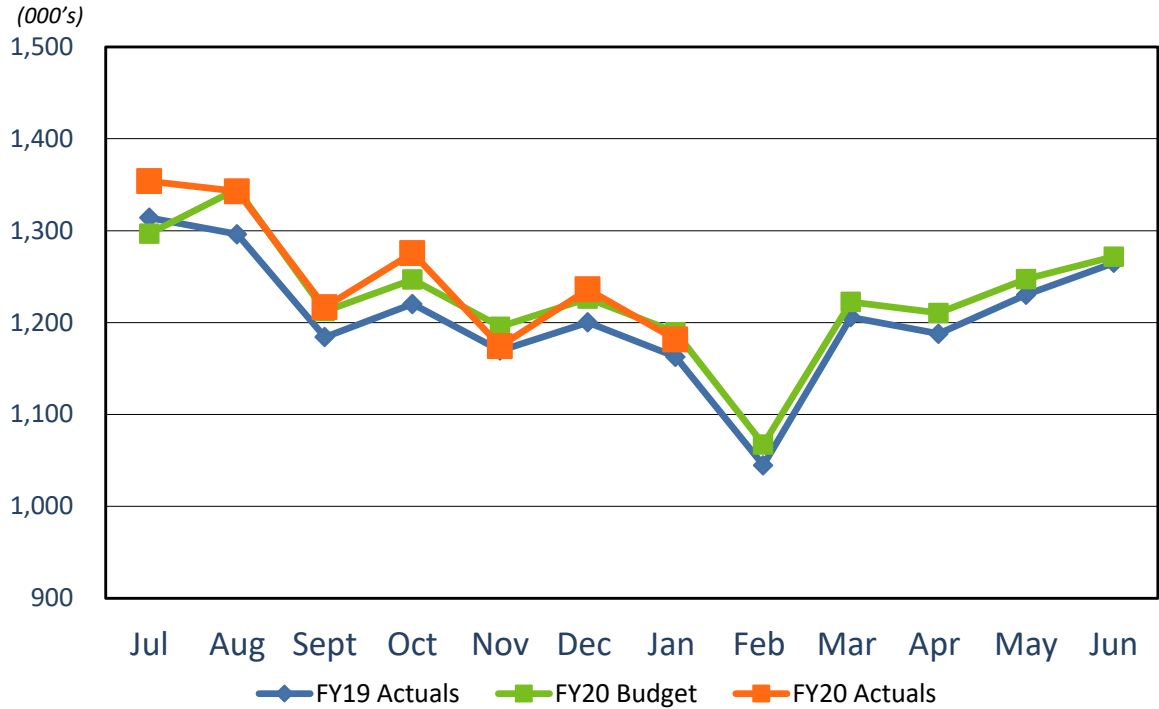


FY20 YTD Act Vs.
FY19 YTD Act
3.8%

FY20 YTD Act Vs.
FY20 YTD Budget
1.4%

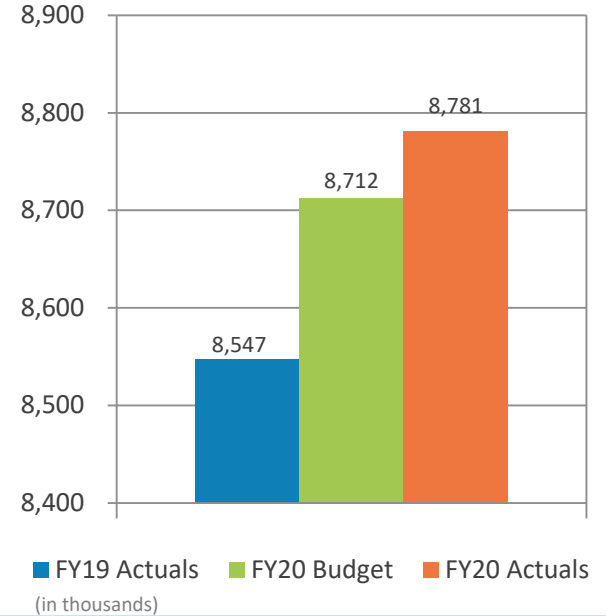


Gross Landing Weight Units (000 lbs)



FY20 YTD Act Vs.
FY19 YTD Act
2.7%

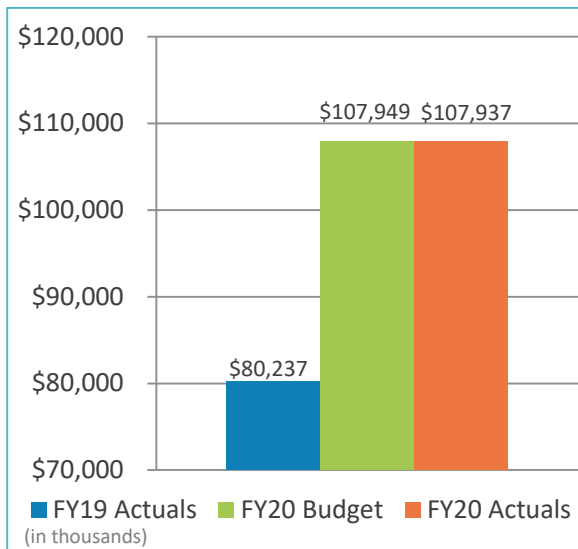
FY20 YTD Act Vs.
FY20 YTD Budget
0.8%



Operating Revenue (Unaudited)

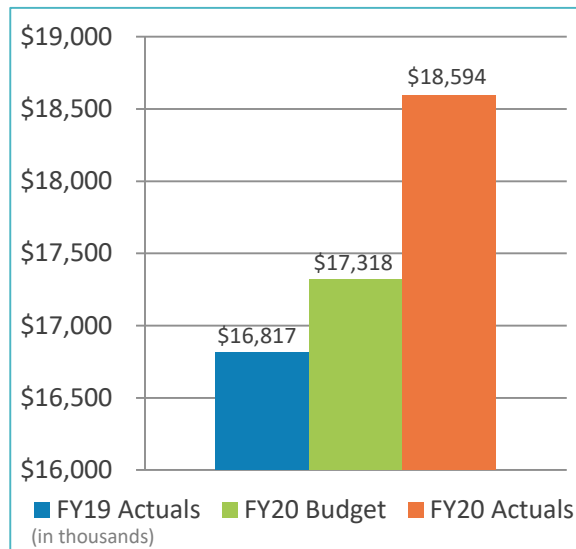
Aviation

FY20 YTD Act Vs. FY19 YTD Act 34.5%	FY20 YTD Act Vs. FY20 YTD Budget 0.0%
---	---



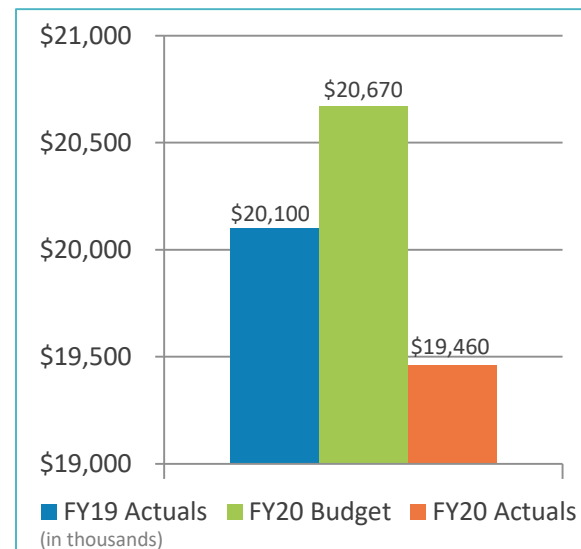
Terminal Concessions

FY20 YTD Act Vs. FY19 YTD Act 10.6%	FY20 YTD Act Vs. FY20 YTD Budget 7.4%
---	---



Rental Car

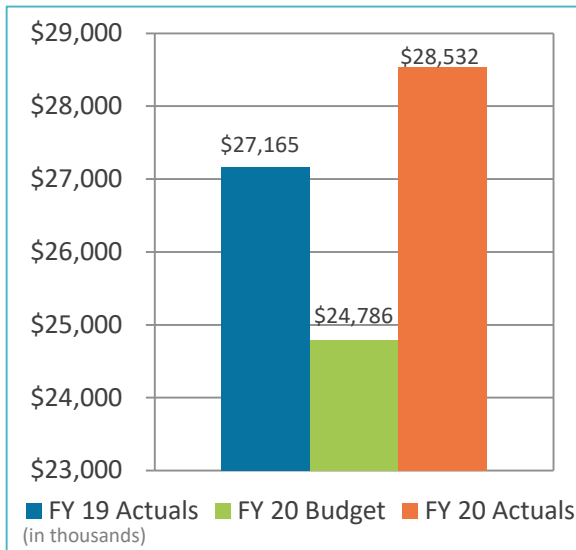
FY20 YTD Act Vs. FY19 YTD Act -3.2%	FY20 YTD Act Vs. FY20 YTD Budget -5.9%
---	--



Operating Revenue (Unaudited)

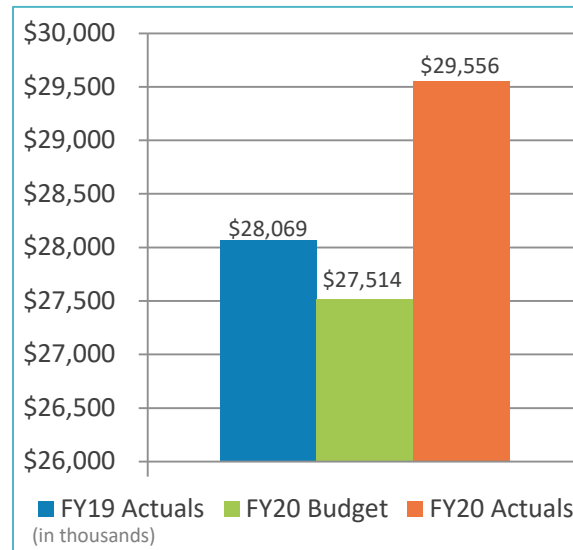
Parking Revenue

FY20 YTD Act Vs. FY19 YTD Act 5.0%	FY20 YTD Act Vs. FY20 YTD Budget 15.1%
--	--

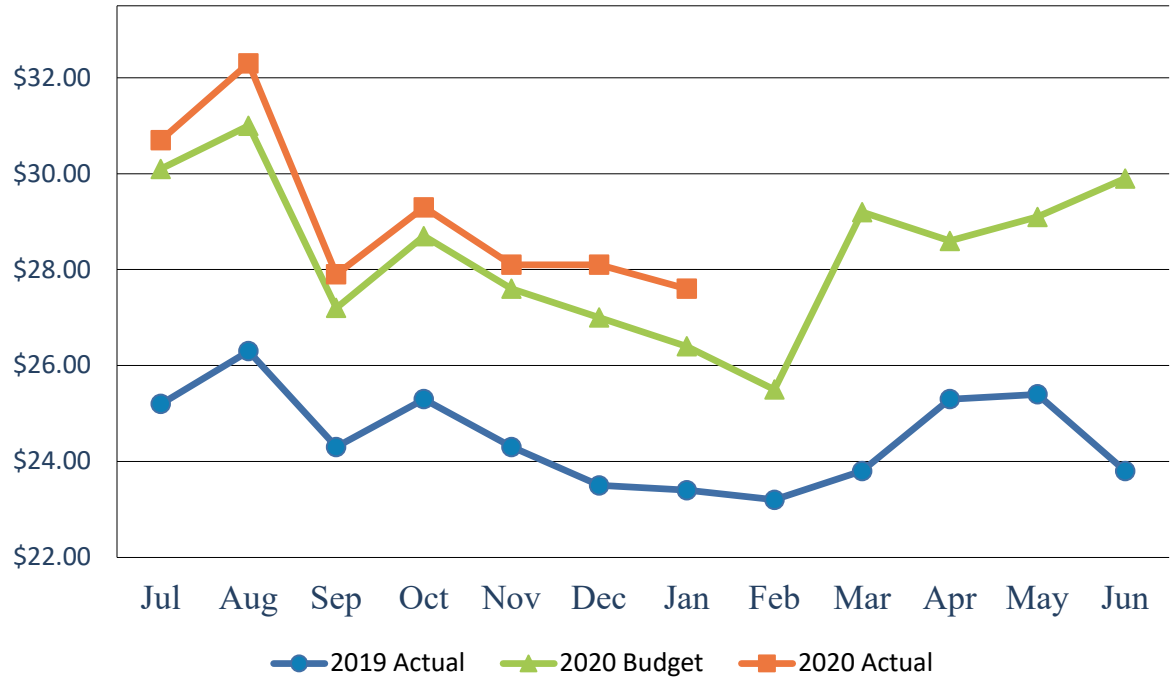


Other

FY20 YTD Act Vs. FY19 YTD Act 5.3%	FY20 YTD Act Vs. FY20 YTD Budget 7.4%
--	---



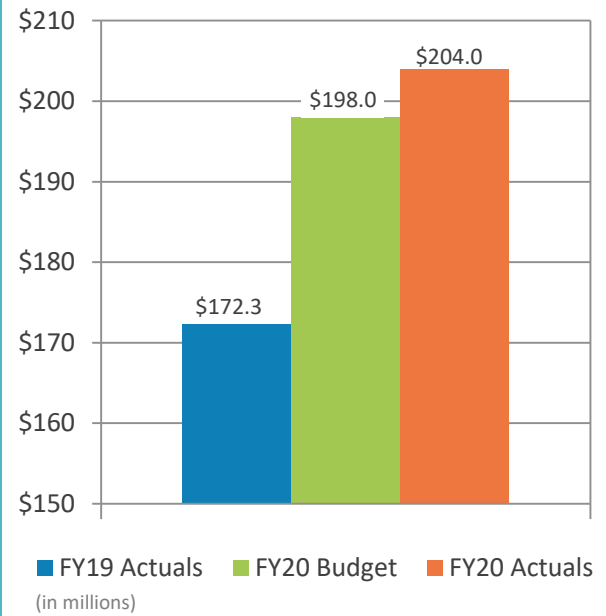
Total Operating Revenue (Unaudited)



(in millions)

FY20 YTD Act Vs.
FY19 YTD Act
18.4%

FY20 YTD Act Vs.
FY20 YTD Budget
3.0%



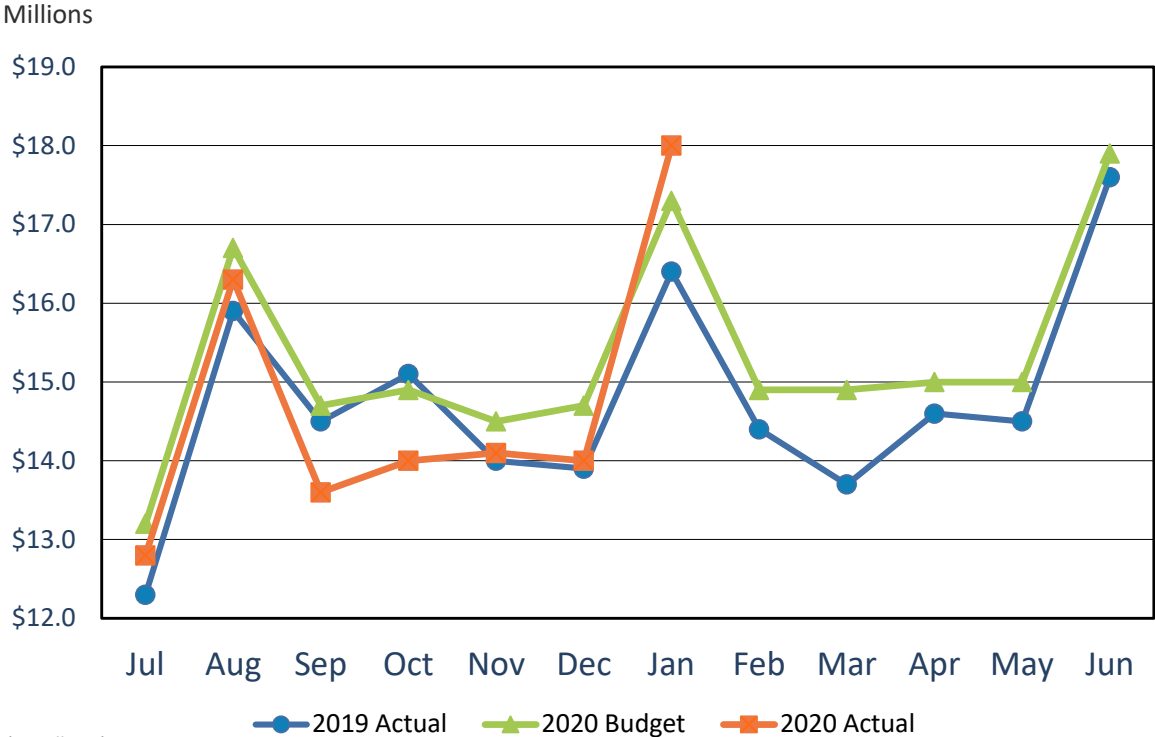
(in millions)

Operating Revenues

for the Seven Months Ended January 31, 2020 (Unaudited)

(In thousands)	Budget	Actual	Variance Favorable (Unfavorable)	% Change	Prior Year
Aviation	\$ 107,949	\$ 107,937	\$ (12)	-	\$ 80,237
Terminal concessions	17,318	18,594	1,276	7%	16,817
Rental car	20,670	19,460	(1,210)	(6)%	20,100
Parking	24,786	28,532	3,746	15%	27,165
Other operating	27,514	29,556	2,042	7%	28,069
Total operating revenues	\$ 198,237	\$ 204,079	\$ 5,841	3%	\$ 172,388

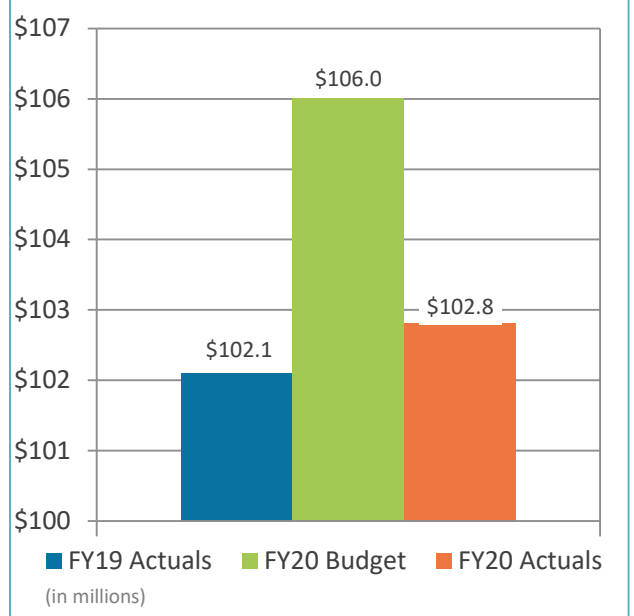
Total Operating Expenses (Unaudited)



(in millions)

FY20 YTD Act Vs.
FY19 YTD Act
-0.7%

FY20 YTD Act Vs.
FY20 YTD Budget
3.0%



(in millions)

Operating Expenses

for the Seven Months Ended January 31, 2020 (Unaudited)

(In thousands)	Budget	Actual	Variance Favorable (Unfavorable)	% Change	Prior Year
Salaries and benefits	\$ 30,342	\$ 31,326	\$ (984)	(3)%	\$ 27,579
Contractual services	27,210	25,218	1,992	7%	28,931
Safety and security	19,861	19,341	520	3%	18,485
Space rental	5,945	5,952	(8)	-	5,946
Utilities	8,615	8,181	434	5%	8,288
Maintenance	7,539	7,431	108	1%	7,413
Equipment and systems	139	173	(34)	(24)%	164
Materials and supplies	277	347	(70)	(25)%	326
Insurance	928	813	115	12%	743
Employee development and support	737	668	68	9%	601
Business development	1,853	1,118	735	40%	1,799
Equipment rental and repairs	2,576	1,919	657	26%	1,974
Total operating expenses	\$ 106,022	\$ 102,487	\$ 3,535	3%	\$ 102,249


Net Operating Income (Loss) Summary

for the Seven Months Ended January 31, 2020 (Unaudited)

(In thousands)	Budget	Actual	Variance Favorable (Unfavorable)	%	Prior Year
Total operating revenues	\$ 198,237	\$ 204,079	\$ 5,841	3%	\$ 172,388
Total operating expenses	106,022	102,487	3,535	3%	102,249
Income from operations	92,215	101,592	9,376	10%	70,139
Depreciation	72,436	72,436	-	-	66,748
Operating income (loss)	\$ 19,779	\$ 29,156	\$ 9,376	47%	\$ 3,391

Nonoperating Revenues & Expenses for the Seven Months Ended January 31, 2020 (Unaudited)

(In thousands)	Budget	Actual	Variance Favorable (Unfavorable)	% Change	Prior Year
Passenger facility charges	\$ 27,717	\$ 28,721	\$ 1,004	4%	\$ 27,049
Customer facility charges (Rental Car Center)	23,895	23,915	20	-	23,840
Quieter Home Program, net	(2,048)	(2,115)	(67)	(3)%	(1,777)
Interest income	9,930	10,746	816	8%	9,382
Interest expense (net)	(45,079)	(43,068)	2,011	4%	(40,680)
Other nonoperating revenue (expense)	-	4,588	4,588	-	3,206
Nonoperating revenue, net	14,415	22,787	8,372	58%	21,020
Change in net position before grant contributions	34,194	51,943	17,748	52%	24,411
Capital grant contributions	4,138	3,016	(1,122)	(27)%	5,857
Change in net position	\$ 38,332	54,959	\$ 16,626	43%	\$ 30,268



**Statements of Net Position (Unaudited)
January 31, 2020 and 2019**

Statements of Net Position (Unaudited)

As of January 31, 2020 and 2019

(In Thousands)

	<u>2020</u>	<u>2019</u>
Assets and Deferred Outflows of Resources		
Current assets	\$ 119,181	\$ 118,581
Cash designated for capital projects and other	83,026	51,604
Restricted assets	665,779	437,311
Capital assets, net	1,751,804	1,716,970
Other assets	295,469	200,287
Deferred outflows of resources	30,155	23,750
Total assets and deferred outflows of resources	\$ 2,945,414	\$ 2,548,503

Statements of Net Position (Unaudited)

As of January 31, 2020 and 2019

(In Thousands)

	2020	2019
Liabilities and Deferred Inflows of Resources		
Current liabilities	\$ 82,969	\$ 65,710
Liabilities payable from restricted assets	39,102	29,404
Long term liabilities	1,908,167	1,608,969
Deferred inflows of resources	6,916	4,228
Total liabilities and deferred inflows of resources	\$ 2,037,154	\$ 1,708,311
Total net position	\$ 908,260	\$ 840,192



Questions?



SAN DIEGO
INTERNATIONAL AIRPORT
LET'S **GO.**

Investment Report

Period Ending
January 31, 2020

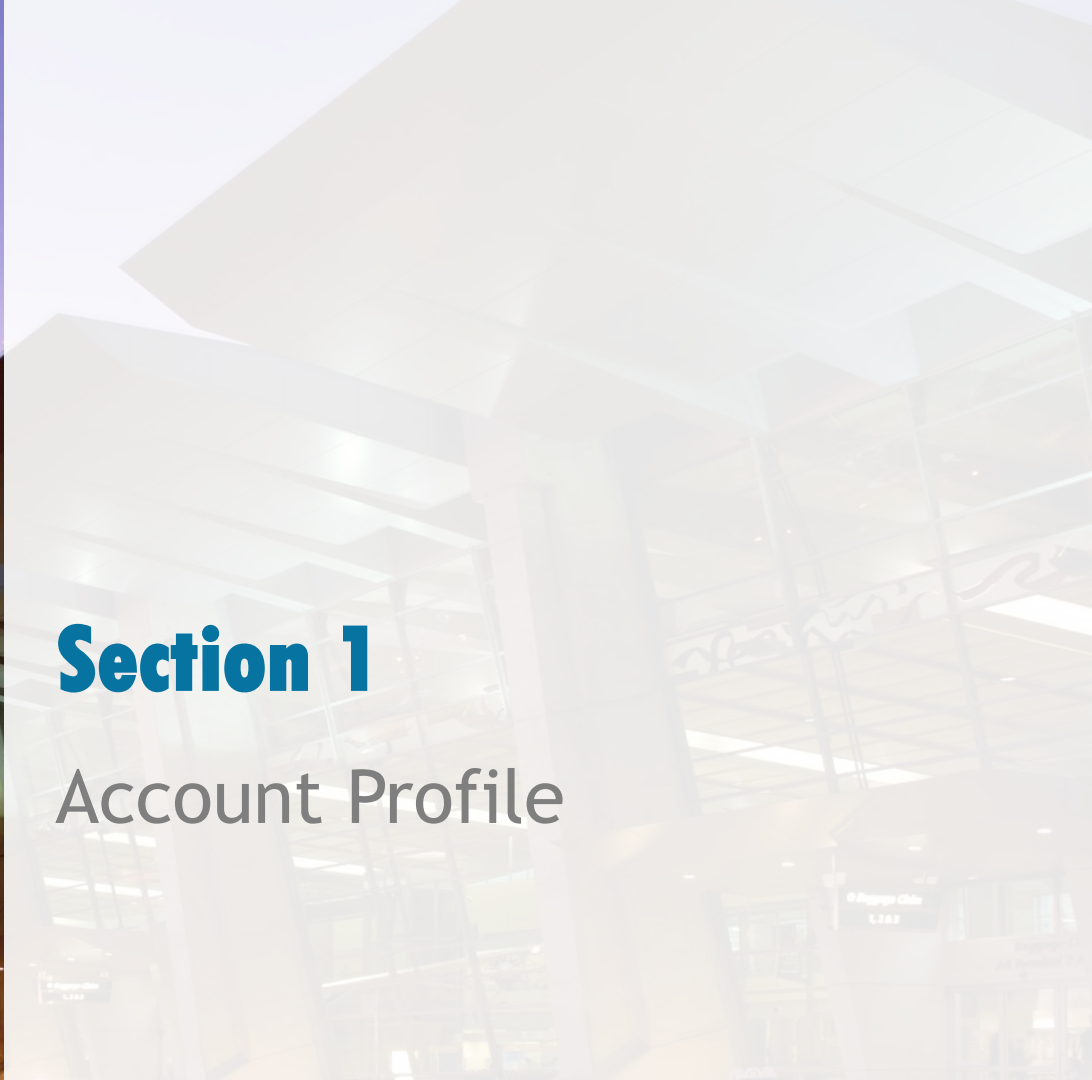
Presented by: Geoff Bryant
Manager Airport Finance

February 24, 2020



Section 1

Account Profile



Certification Page

This report is prepared for the San Diego County Regional Airport Authority (the “Authority”) in accordance with California Government Code Section 53646, which states that “the treasurer or chief fiscal officer may render a quarterly report to the chief executive officer, the internal auditor, and the legislative body of the local agency within 30 days following the end of the quarter covered by the report.”

The investment report was compiled in compliance with California Government Code 53646 and the Authority’s approved Investment Policy. All investment transactions made in the Authority’s portfolio during this period were made on behalf of the Authority. Sufficient liquidity and anticipated revenue are available to meet expenditure requirements for the next six months.



Scott Brickner, C.P.A.
Vice President, Chief Financial Officer
San Diego County Regional Airport Authority

Objectives

Investment Objectives

The San Diego County Regional Airport Authority's investment objectives, in order of priority, are to provide safety to ensure the preservation of capital in the overall portfolio, provide sufficient liquidity for cash needs and a market rate of return consistent with the investment program. In order to achieve these objectives, the portfolio invests in high quality fixed income securities consistent with the investment policy and California Government Code.

Portfolio Characteristics

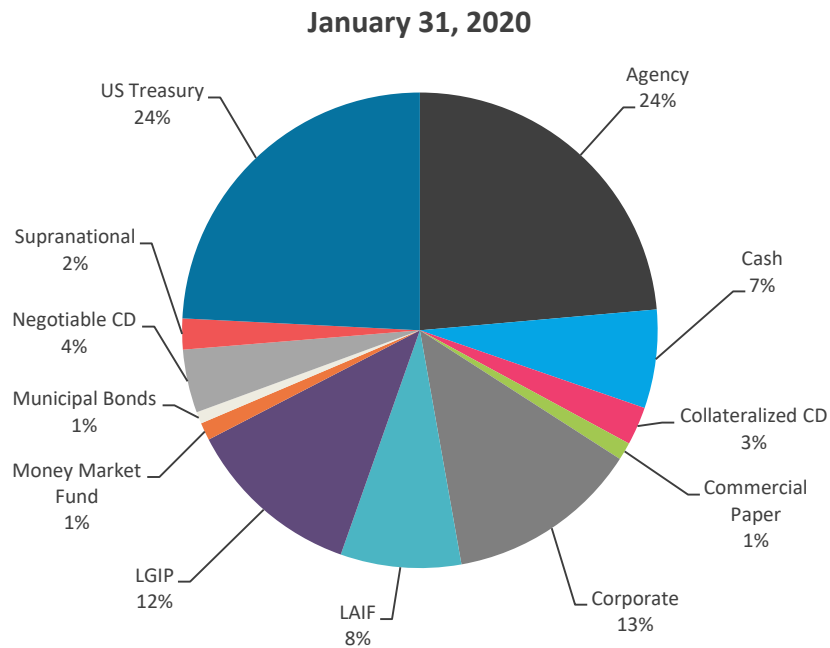
SDCRAA Consolidated

	1/31/2020	12/31/2019	Change
	Portfolio	Portfolio	Portfolio
Average Maturity (yrs)	1.52	1.57	(0.05)
Average Purchase Yield	2.06%	2.09%	(0.03%)
Average Market Yield	1.62%	1.78%	(0.16%)
Average Quality*	AA+/Aa1	AA+/Aa1	
Unrealized Gains/Losses	7,293,616	5,310,686	1,982,930
Total Market Value	618,067,776	608,387,207	9,680,569

*Portfolio is S&P and Moody's, respectively.

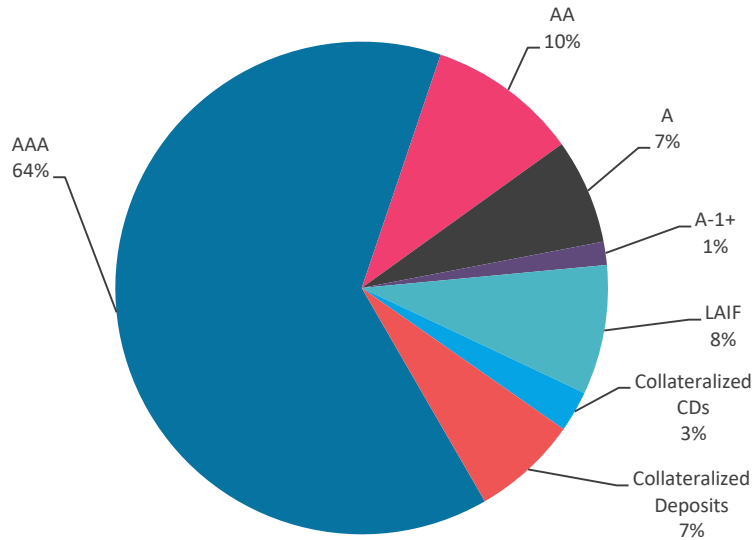
Sector Distribution

	January 31, 2020		December 31, 2019	
	Total Market Value	% of Portfolio	Total Market Value	% of Portfolio
Agency	145,768,854	23.6%	139,715,999	23.0%
Cash	41,505,135	6.7%	39,626,918	6.5%
Collateralized CD	16,106,151	2.6%	16,077,460	2.6%
Commercial Paper	7,476,739	1.2%	7,464,253	1.2%
Corporate	81,010,692	13.1%	80,610,111	13.3%
LAIF	50,793,399	8.2%	50,688,020	8.3%
LGIP	73,845,288	12.0%	73,784,654	12.1%
Money Market Fund	7,655,309	1.2%	321,963	0.1%
Municipal Bonds	5,079,154	0.8%	5,005,629	0.8%
Negotiable CD	26,693,344	4.3%	26,646,896	4.4%
Supranational	12,724,133	2.1%	12,720,223	2.1%
US Treasury	149,409,579	24.2%	155,725,081	25.6%
TOTAL	618,067,776	100.0%	608,387,207	100.0%



Quality & Maturity Distribution

January 31, 2020

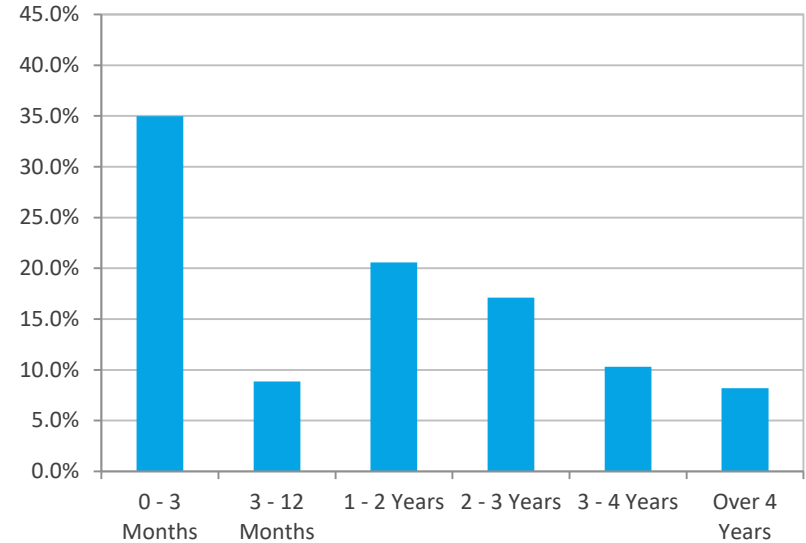


Notes:

Security ratings are based on the highest rating provided by Moody's, S&P and Fitch and is presented using the S&P ratings scale.

(1) Includes investments that have split ratings between S&P, Moody's and Fitch.

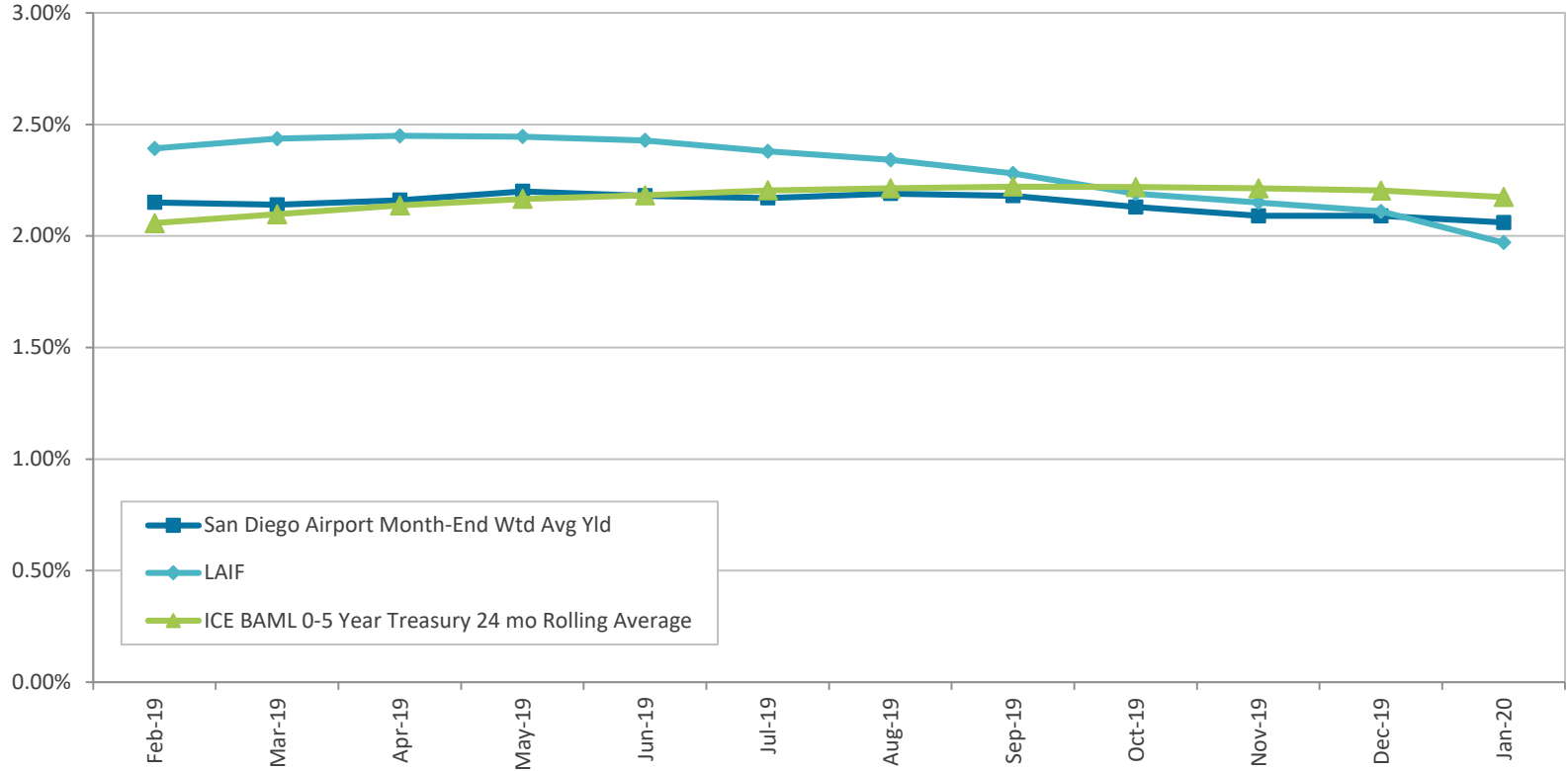
January 31, 2020



Notes:

(1) The 0-3 category includes investments held in LAIF, CalTrust, and the San Diego County Investment Pool.

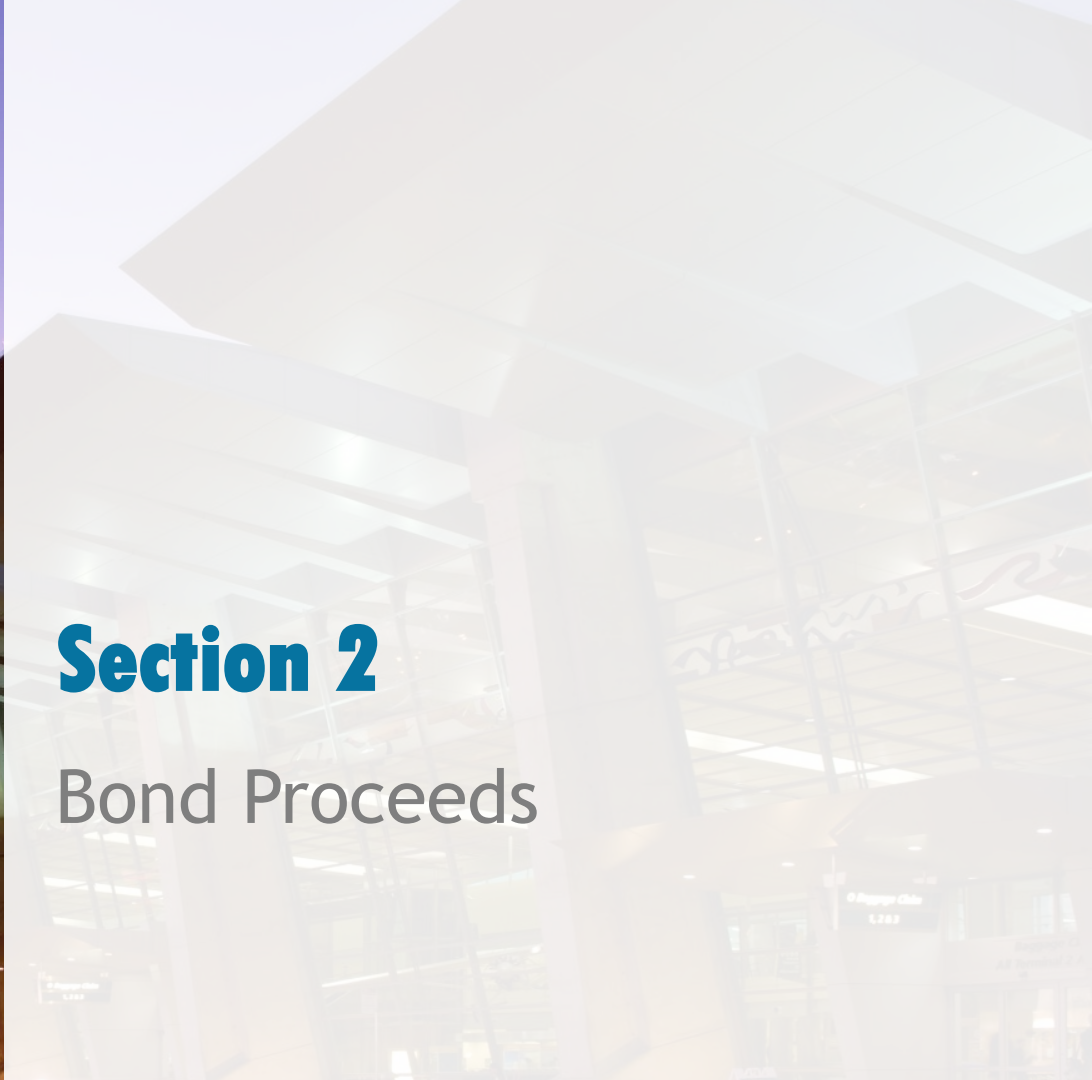
Investment Performance





Section 2

Bond Proceeds



Bond Proceeds

Summary of 2010, 2013, 2014, 2017 & 2019 Bond Proceeds ⁽¹⁾

As of January 31, 2020

(in thousands)

	2014 Special Facility Revenue Bond	2010, 2013, 2017 and 2019 General Airport Revenue Bonds	Total Bond Proceeds	Yield	Rating
Project Fund					
LAIF	-	146,452	146,452	1.94%	N/R
SDCIP	-	21,449	21,449	2.10%	AAAf
Money Market Fund	-	113,880	113,880	1.48%	AAAm
	-	281,781	281,781	1.77%	
Debt Service Reserve & Coverage Funds					
SDCIP	29,591	79,084	108,675	2.10%	AAAf
LAIF	-	10,947	10,947	1.94%	N/R
Torrey Pines Bank CD	-	22,578	22,578	2.00%	N/R
	29,591	112,609	142,200	2.08%	
Capitalized Interest Funds					
Money Market Fund	-	16,065	16,065	1.48%	AAAm
	-	16,065	16,065	1.48%	
Cost of Issuance					
Money Market Fund	-	630	630	1.48%	AAAm
	-	630	630	1.48%	
TOTAL	29,591	411,085	440,676	1.86%	

(1) Bond Proceeds are not included in deposit limits as applied to operating funds. SDCIP Yield as of December 31, 2019.

A low-angle photograph of a modern airport terminal building. The building features a complex, multi-tiered structure with large concrete overhangs and glass facades. The sky is bright blue with some light clouds. A teal-colored overlay is present in the upper left quadrant, containing the text "Questions?".

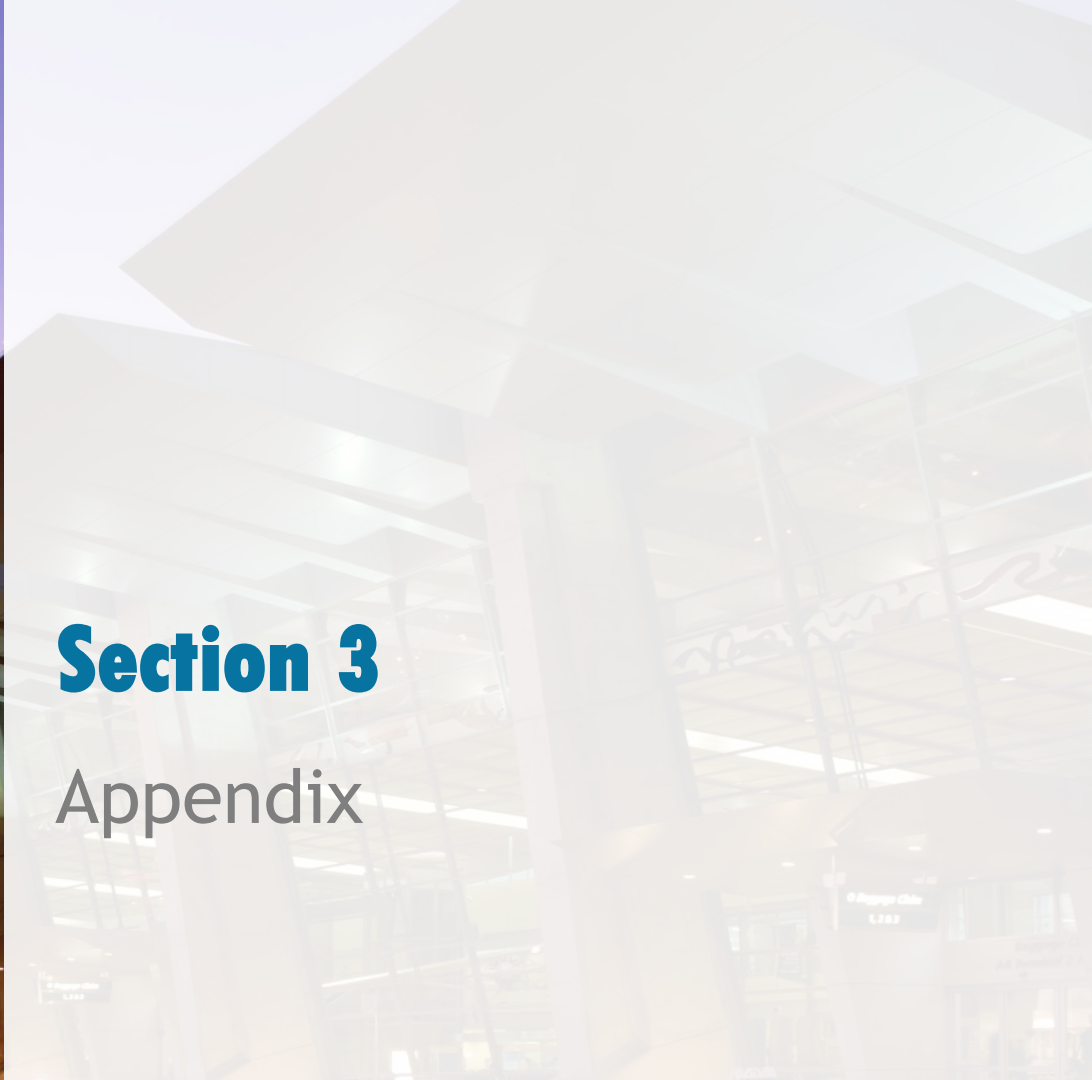
Questions?

● Ticketing
U S Airways



Section 3

Appendix



Compliance

January 31, 2020

This portfolio is a consolidation of assets managed by Chandler Asset Management and assets managed internally by SDCRAA. Chandler relies on SDCRAA to provide accurate information for reporting assets and producing this compliance statement.

Category	Standard	Comment
Treasury Issues	No Limit	Complies
Agency Issues	No Limit	Complies
Supranationals	"AA" rated or better by a Nationally Recognized Statistical Rating Organization ("NRSRO"); 30% maximum; 10% max per issuer; U.S. dollar denominated senior unsecured unsubordinated obligations issued or unconditionally guaranteed by the International Bank for Reconstruction and Development ("IBRD"), the International Finance Corporation ("IFC") or the Inter-American Development Bank ("IADB")	Complies
Municipal Issues	"A" rated or better by a NRSRO; 20% maximum; 5% max per issuer	Complies
Banker's Acceptances	"A-1" rated or equivalent or highest category by a NRSRO; 40% maximum; 5% max per bank; 180 days max maturity	Complies
Commercial Paper	"A-1" rated or equivalent by a NRSRO; or "A" rated issuer or equivalent by a NRSRO, if any long-term debt; 25% maximum; 5% max per issuer (combined with any other securities from that issuer); 270 days max maturity; Entity organized and operating in the U.S. as a general corporation and has total assets >\$500 million; or Entity is organized within the U.S. as a special purpose corporation, trust, or limited liability company and has credit enhancements including, but not limited to, over collateralization, letters of credit, or surety bond.	Complies
Negotiable Certificates of Deposit ("NCD")	"A" rated issuer or better by a NRSRO; 30% maximum; 5% max per issuer (combined with any other securities from that issuer); Issued by nationally or state-chartered bank, a state or federal savings institution or by a federally licensed or state licensed branch of a foreign bank.	Complies
Time Deposits/Certificates of Deposit/ Bank Deposit	Bank Deposits, including, demand deposit accounts, savings accounts, market rate accounts, and time certificates of deposits ("TCD") in financial institutions located in California. 20% maximum; 5% max per TCD issuer in excess of FDIC limit (combined with other securities from that issuer); 3 years max maturity; Financial institutions with net worth of \$10 million and total assets of \$50 million; Deposits in each bank limited to 5% max of the total assets of bank; To be eligible to receive Authority deposits, financial institution must have received a minimum overall satisfactory rating, under the Community Reinvestment Act, for meeting the credit needs of California Communities; Bank Deposits are required to be collateralized as specified by Cal. Gov. Code §53630 et seq.; Collateralization may be waived for any portion that is covered by FDIC	Complies
Medium Term Notes	"A" rated or better by a NRSRO; 20% maximum; 5% max per issuer (combined with any other securities from that issuer); Issued by corporations organized and operating within the U.S. or by depository institutions licensed by the U.S.	Complies
Money Market Funds	Highest rating or "AAA" rated by two NRSROs; or SEC registered investment adviser with assets under management in excess of \$500 million and experience greater than 5 years; 20% maximum; 10% per fund; 5% max of total fund balance	Complies
Repurchase Agreements	"A" rated or better by a NRSRO; 1 year max maturity; U.S. Treasury or Federal Agency collateral only	Complies
Local Agency Investment Fund (LAIF)	Max program limit for LAIF; Pursuant to California Gov. Code Section 16429.1	Complies
San Diego County Investment Pool (SDCIP)	Max program limit for LAIF	Complies
Local Government Investment Pool (LGIP)	Max program limit for LAIF	Complies
Prohibited	Inverse floaters, Range notes, Interest-only strips from mortgaged backed securities; Common stocks; Zero interest accrual securities	Complies
Average Maturity	3 years	Complies
Maximum maturity	5 years	Complies

Holdings Report

SDCRAA Consolidated - Account #10566

For the Month Ending January 31, 2020

CUSIP	Security Description	Par Value/Units	Purchase Date Book Yield	Book Value	Mkt Price Mkt YTM	Market Value Accrued Int.	% of Port. Gain/Loss	Moody/S&P Fitch	Maturity Duration
Agency									
3135G0T29	FNMA Note 1.500% Due 02/28/2020	13,035,000.00	02/28/2017 1.58%	13,003,050.30	99.99 1.60%	13,033,839.89 83,098.13	2.12% 30,789.59	Aaa / AA+ AAA	0.08 0.08
313378J77	FHLB Note 1.875% Due 03/13/2020	3,000,000.00	05/16/2017 1.57%	3,025,080.00	100.03 1.60%	3,000,933.00 21,562.50	0.49% (24,147.00)	Aaa / AA+ NR	0.12 0.12
313370U55	FHLB Note 2.875% Due 09/11/2020	5,000,000.00	10/30/2018 2.90%	4,997,450.00	100.77 1.61%	5,038,255.00 55,902.78	0.82% 40,805.00	Aaa / AA+ AAA	0.61 0.60
3135G0U84	FNMA Note 2.875% Due 10/30/2020	5,000,000.00	10/30/2018 2.91%	4,996,750.00	100.99 1.55%	5,049,310.00 36,336.81	0.82% 52,560.00	Aaa / AA+ AAA	0.75 0.74
313371U79	FHLB Note 3.125% Due 12/11/2020	4,500,000.00	11/29/2018 2.86%	4,523,220.00	101.39 1.50%	4,562,388.00 19,531.25	0.74% 39,168.00	Aaa / AA+ AAA	0.86 0.85
3130A1W95	FHLB Note 2.250% Due 06/11/2021	7,500,000.00	07/19/2019 1.87%	7,552,725.00	101.08 1.44%	7,581,307.50 23,437.50	1.23% 28,582.50	Aaa / AA+ AAA	1.36 1.34
313378JP7	FHLB Note 2.375% Due 09/10/2021	7,500,000.00	08/27/2019 1.57%	7,620,375.00	101.37 1.51%	7,602,405.00 69,765.63	1.24% (17,970.00)	Aaa / AA+ AAA	1.61 1.56
3130AF5B9	FHLB Note 3.000% Due 10/12/2021	4,500,000.00	10/22/2018 3.05%	4,493,385.00	102.69 1.39%	4,620,942.00 40,875.00	0.75% 127,557.00	Aaa / AA+ NR	1.70 1.64
313376C94	FHLB Note 2.625% Due 12/10/2021	5,000,000.00	01/28/2020 1.52%	5,101,350.00	102.21 1.41%	5,110,535.00 18,593.75	0.83% 9,185.00	Aaa / AA+ AAA	1.86 1.81
3130AEBM1	FHLB Note 2.750% Due 06/10/2022	7,150,000.00	Various 2.82%	7,131,662.00	103.18 1.37%	7,377,713.20 27,855.21	1.20% 246,051.20	Aaa / AA+ NR	2.36 2.28
3135G0W33	FNMA Note 1.375% Due 09/06/2022	5,000,000.00	09/06/2019 1.55%	4,974,800.00	100.06 1.35%	5,003,140.00 27,690.97	0.81% 28,340.00	Aaa / AA+ AAA	2.60 2.53

Holdings Report

SDCRAA Consolidated - Account #10566

For the Month Ending January 31, 2020

CUSIP	Security Description	Par Value/Units	Purchase Date Book Yield	Book Value	Mkt Price Mkt YTM	Market Value Accrued Int.	% of Port. Gain/Loss	Moody/S&P Fitch	Maturity Duration
313383WD9	FHLB Note	4,000,000.00	09/27/2018	4,019,040.00	104.53	4,181,176.00	0.68%	Aaa / AA+	2.61
	3.125% Due 09/09/2022		3.00%		1.35%	49,305.56	162,136.00	AAA	2.48
3130A3KM5	FHLB Note	6,000,000.00	08/16/2018	5,924,640.00	103.18	6,190,770.00	1.01%	Aaa / AA+	2.86
	2.500% Due 12/09/2022		2.81%		1.36%	21,666.67	266,130.00	NR	2.75
313383QR5	FHLB Note	4,900,000.00	09/11/2018	4,959,045.00	106.00	5,193,774.60	0.84%	Aaa / AA+	3.36
	3.250% Due 06/09/2023		2.97%		1.41%	23,002.78	234,729.60	NR	3.18
3133EJUS6	FFCB Note	6,000,000.00	02/07/2019	6,078,480.00	104.79	6,287,124.00	1.02%	Aaa / AA+	3.46
	2.875% Due 07/17/2023		2.56%		1.45%	6,708.33	208,644.00	AAA	3.30
3133EKZK5	FFCB Note	7,000,000.00	08/19/2019	7,012,460.00	100.50	7,035,315.00	1.15%	Aaa / AA+	3.54
	1.600% Due 08/14/2023		1.55%		1.45%	51,955.56	22,855.00	AAA	3.40
313383YJ4	FHLB Note	7,000,000.00	Various	7,219,535.00	106.93	7,484,820.00	1.23%	Aaa / AA+	3.61
	3.375% Due 09/08/2023		2.65%		1.40%	93,843.75	265,285.00	NR	3.36
3130A0F70	FHLB Note	6,850,000.00	Various	7,045,064.00	107.50	7,363,777.40	1.20%	Aaa / AA+	3.85
	3.375% Due 12/08/2023		2.75%		1.37%	34,035.94	318,713.40	AAA	3.61
3130AB3H7	FHLB Note	6,800,000.00	Various	6,805,744.00	103.62	7,046,241.60	1.15%	Aaa / AA+	4.10
	2.375% Due 03/08/2024		2.36%		1.46%	64,151.39	240,497.60	NR	3.87
3133EKNX0	FFCB Note	5,000,000.00	07/19/2019	5,062,250.00	102.91	5,145,640.00	0.84%	Aaa / AA+	4.34
	2.160% Due 06/03/2024		1.89%		1.46%	17,400.00	83,390.00	AAA	4.12
3130A1XJ2	FHLB Note	8,000,000.00	06/12/2019	8,331,920.00	106.15	8,491,928.00	1.38%	Aaa / AA+	4.37
	2.875% Due 06/14/2024		2.00%		1.42%	30,027.78	160,008.00	NR	4.10
3135G0V75	FNMA Note	7,350,000.00	07/19/2019	7,310,236.50	101.60	7,467,533.85	1.21%	Aaa / AA+	4.42
	1.750% Due 07/02/2024		1.87%		1.38%	10,361.46	157,297.35	AAA	4.24

Holdings Report

SDCRAA Consolidated - Account #10566

For the Month Ending January 31, 2020

CUSIP	Security Description	Par Value/Units	Purchase Date Book Yield	Book Value	Mkt Price Mkt YTM	Market Value Accrued Int.	% of Port. Gain/Loss	Moody/S&P Fitch	Maturity Duration
3135G0W66	FNMA Note 1.625% Due 10/15/2024	5,000,000.00	12/03/2019 1.64%	4,997,100.00	100.99 1.41%	5,049,630.00 23,246.53	0.82% 52,530.00	Aaa / AA+ AAA	4.71 4.50
TOTAL Agency		141,085,000.00	2.22%	142,185,361.80	1.45%	144,918,499.04 850,355.28	23.58% 2,733,137.24	Aaa / AA+ Aaa	2.59 2.47

Cash									
PP2118\$00	U.S. Bank Checking Account	89,941.29	Various 0.00%	89,941.29	1.00 0.00%	89,941.29 0.00	0.01% 0.00	NR / NR NR	0.00 0.00
PP2118V\$7	EastWest Bank Deposit Account	31,042,911.62	Various 1.92%	31,042,911.62	1.00 1.92%	31,042,911.62 0.00	5.02% 0.00	NR / NR NR	0.00 0.00
PP2118V\$8	EastWest Bank Deposit Account	108,433.69	Various 1.46%	108,433.69	1.00 1.46%	108,433.69 0.00	0.02% 0.00	NR / NR NR	0.00 0.00
PP2118V\$9	U.S. Bank Checking Account	10,263,848.35	Various 0.00%	10,263,848.35	1.00 0.00%	10,263,848.35 0.00	1.66% 0.00	NR / NR NR	0.00 0.00
TOTAL Cash		41,505,134.95	1.44%	41,505,134.95	1.44%	41,505,134.95 0.00	6.72% 0.00	NR / NR NR	0.00 0.00

Collateralized CD									
PP2118\$10	EastWest Bank Collateralized CD 2.200% Due 07/07/2021	10,841,705.59	Various 2.23%	10,822,138.11	89.00 2.23%	10,822,138.11 653.48	1.75% 0.00	NR / NR NR	1.43 1.26

Holdings Report

SDCRAA Consolidated - Account #10566

For the Month Ending January 31, 2020

CUSIP	Security Description	Par Value/Units	Purchase Date Book Yield	Book Value	Mkt Price Mkt YTM	Market Value Accrued Int.	% of Port. Gain/Loss	Moody/S&P Fitch	Maturity Duration
PP2118\$04	EastWest Bank Collateralized CD 1.800% Due 10/24/2021	5,289,061.65	Various 1.80%	5,281,243.41	80.20 1.80%	5,281,243.41 2,115.62	0.85% 0.00	NR / NR NR	1.73 1.56
TOTAL Collateralized CD		16,130,767.24	2.09%	16,103,381.52	2.09%	16,103,381.52 2,769.10	2.61% 0.00	NR / NR NR	1.53 1.36

Commercial Paper

62479LB38	MUFG Bank Ltd Discount CP 2.040% Due 02/03/2020	2,500,000.00	08/19/2019 2.09%	2,499,716.67	99.99 2.09%	2,499,716.67 0.00	0.40% 0.00	P-1 / A-1 NR	0.01 0.01
62479LDV4	MUFG Bank Ltd Discount CP 1.880% Due 04/29/2020	5,000,000.00	12/16/2019 1.92%	4,977,022.22	99.54 1.92%	4,977,022.22 0.00	0.81% 0.00	P-1 / A-1 NR	0.24 0.24
TOTAL Commercial Paper		7,500,000.00	1.98%	7,476,738.89	1.98%	7,476,738.89 0.00	1.21% 0.00	P-1 / A-1 NR	0.17 0.16

Corporate

166764BP4	Chevron Corp Note 1.991% Due 03/03/2020	3,500,000.00	05/15/2017 1.89%	3,509,660.00	100.02 1.76%	3,500,658.00 28,648.28	0.57% (9,002.00)	Aa2 / AA NR	0.09 0.09
30231GAG7	Exxon Mobil Corp Callable Note Cont 2/6/2020 1.912% Due 03/06/2020	3,000,000.00	07/28/2017 1.76%	3,011,430.00	100.00 1.88%	2,999,853.00 23,103.33	0.49% (11,577.00)	Aaa / AA+ NR	0.10 0.02
00440EAT4	Chubb INA Holdings Inc Callable Note Cont 10/3/2020 2.300% Due 11/03/2020	2,000,000.00	07/23/2019 2.25%	2,001,260.00	100.35 1.76%	2,007,050.00 11,244.44	0.33% 5,790.00	A3 / A A	0.76 0.66
17275RBD3	Cisco Systems Note 2.200% Due 02/28/2021	4,000,000.00	08/27/2019 1.79%	4,024,120.00	100.57 1.66%	4,022,808.00 37,400.00	0.66% (1,312.00)	A1 / AA- NR	1.08 1.05

Holdings Report

SDCRAA Consolidated - Account #10566

For the Month Ending January 31, 2020

CUSIP	Security Description	Par Value/Units	Purchase Date Book Yield	Book Value	Mkt Price Mkt YTM	Market Value Accrued Int.	% of Port. Gain/Loss	Moody/S&P Fitch	Maturity Duration
69371RN93	Paccar Financial Corp Note 2.800% Due 03/01/2021	1,000,000.00	04/03/2018 2.90%	997,270.00	101.31 1.57%	1,013,125.00 11,666.67	0.17% 15,855.00	A1 / A+ NR	1.08 1.05
911312BP0	UPS Note 2.050% Due 04/01/2021	2,280,000.00	11/14/2017 2.10%	2,276,397.60	100.48 1.63%	2,291,003.28 15,580.00	0.37% 14,605.68	A2 / A NR	1.17 1.14
369550BE7	General Dynamics Corp Note 3.000% Due 05/11/2021	3,000,000.00	06/11/2018 3.14%	2,988,090.00	101.77 1.59%	3,053,148.00 20,000.00	0.50% 65,058.00	A2 / A+ NR	1.28 1.25
02665WBF7	American Honda Finance Note 1.650% Due 07/12/2021	2,000,000.00	07/02/2018 3.13%	1,915,520.00	100.00 1.65%	1,999,990.00 1,741.67	0.32% 84,470.00	A2 / A NR	1.45 1.42
594918BP8	Microsoft Callable Note Cont 7/8/2021 1.550% Due 08/08/2021	3,000,000.00	09/15/2017 1.96%	2,954,280.00	100.05 1.52%	3,001,359.00 22,345.83	0.49% 47,079.00	Aaa / AAA AA+	1.52 1.41
69371RP42	Paccar Financial Corp Note 3.150% Due 08/09/2021	3,000,000.00	08/16/2018 3.09%	3,005,220.00	102.22 1.67%	3,066,471.00 45,150.00	0.50% 61,251.00	A1 / A+ NR	1.52 1.46
74005PAZ7	Praxair Note 3.000% Due 09/01/2021	3,300,000.00	Various 2.45%	3,335,280.00	102.19 1.59%	3,372,180.90 41,250.00	0.55% 36,900.90	A2 / A NR	1.59 1.53
69353REY0	PNC Bank Callable Note Cont 11/09/2021 2.550% Due 12/09/2021	2,000,000.00	07/13/2018 3.28%	1,953,160.00	101.63 1.61%	2,032,690.00 7,366.67	0.33% 79,530.00	A2 / A A+	1.86 1.73
459200JQ5	IBM Corp Note 2.500% Due 01/27/2022	2,000,000.00	08/16/2018 3.12%	1,960,160.20	101.67 1.64%	2,033,372.00 555.55	0.33% 73,211.80	A2 / A NR	1.99 1.94
037833AY6	Apple Inc Note 2.150% Due 02/09/2022	4,000,000.00	09/15/2017 2.10%	4,008,680.00	101.22 1.53%	4,048,828.00 41,088.89	0.66% 40,148.00	Aa1 / AA+ NR	2.03 1.96
74005PBA1	Praxair Callable Note Cont 11/15/2021 2.450% Due 02/15/2022	1,000,000.00	06/11/2018 3.18%	974,800.00	101.60 1.54%	1,016,007.00 11,297.22	0.17% 41,207.00	A2 / A NR	2.04 1.73
69353RFB9	PNC Bank Callable Note Cont 1/18/2022 2.625% Due 02/17/2022	2,000,000.00	06/11/2018 3.35%	1,950,240.00	101.86 1.66%	2,037,108.00 23,916.67	0.33% 86,868.00	A2 / A A+	2.05 1.89

Holdings Report

SDCRAA Consolidated - Account #10566

For the Month Ending January 31, 2020

CUSIP	Security Description	Par Value/Units	Purchase Date Book Yield	Book Value	Mkt Price Mkt YTM	Market Value Accrued Int.	% of Port. Gain/Loss	Moody/S&P Fitch	Maturity Duration
68389XBB0	Oracle Corp Callable Note Cont 3/15/2022 2.500% Due 05/15/2022	3,000,000.00	07/02/2018 3.24%	2,920,290.00	101.81 1.63%	3,054,216.00 15,833.33	0.50% 133,926.00	A1 / A+ A	2.29 2.06
00440EAU1	Chubb INA Holdings Inc Callable Note Cont 9/3/2022 2.875% Due 11/03/2022	2,000,000.00	09/27/2018 3.47%	1,955,180.00	102.98 1.69%	2,059,606.00 14,055.56	0.34% 104,426.00	A3 / A A	2.76 2.48
24422EUA5	John Deere Capital Corp Note 2.700% Due 01/06/2023	3,500,000.00	Various 3.22%	3,422,355.00	103.04 1.63%	3,606,550.50 6,562.50	0.58% 184,195.50	A2 / A A	2.93 2.81
89236TEL5	Toyota Motor Credit Corp Note 2.700% Due 01/11/2023	2,000,000.00	07/13/2018 3.34%	1,946,860.00	103.24 1.57%	2,064,898.00 3,000.00	0.33% 118,038.00	Aa3 / AA- A+	2.95 2.83
44932HAH6	IBM Credit Corp Note 3.000% Due 02/06/2023	2,000,000.00	09/11/2018 3.34%	1,972,280.00	103.74 1.72%	2,074,724.00 29,166.67	0.34% 102,444.00	A2 / A NR	3.02 2.84
084670BR8	Berkshire Hathaway Callable Note Cont 1/15/2023 2.750% Due 03/15/2023	2,000,000.00	07/13/2018 3.20%	1,961,020.00	103.41 1.56%	2,068,208.00 20,777.78	0.34% 107,188.00	Aa2 / AA A+	3.12 2.81
037833AK6	Apple Inc Note 2.400% Due 05/03/2023	2,000,000.00	07/19/2019 2.13%	2,019,760.00	102.41 1.64%	2,048,282.00 11,733.33	0.33% 28,522.00	Aa1 / AA+ NR	3.25 3.11
58933YAF2	Merck & Co Note 2.800% Due 05/18/2023	3,000,000.00	07/22/2019 2.11%	3,075,480.00	103.98 1.56%	3,119,280.00 17,033.33	0.51% 43,800.00	A1 / AA A+	3.30 3.13
931142EK5	Wal-Mart Stores Callable Note Cont 5/26/2023 3.400% Due 06/26/2023	2,000,000.00	09/27/2018 3.31%	2,008,020.00	105.99 1.54%	2,119,850.00 6,611.11	0.34% 111,830.00	Aa2 / AA AA	3.40 3.14
02665WCJ8	American Honda Finance Note 3.450% Due 07/14/2023	2,000,000.00	09/11/2018 3.42%	2,002,420.00	105.74 1.73%	2,114,790.00 3,258.33	0.34% 112,370.00	A2 / A NR	3.45 3.26
06406FAD5	Bank of NY Mellon Corp Callable Note Cont 6/16/2023 2.200% Due 08/16/2023	4,000,000.00	Various 2.22%	3,996,200.00	101.62 1.70%	4,064,808.00 40,333.34	0.66% 68,608.00	A1 / A AA-	3.54 3.22
857477AM5	State Street Bank Note 3.700% Due 11/20/2023	2,000,000.00	08/19/2019 2.06%	2,132,940.00	107.48 1.66%	2,149,594.00 14,594.44	0.35% 16,654.00	A1 / A AA-	3.81 3.54

Holdings Report

SDCRAA Consolidated - Account #10566

For the Month Ending January 31, 2020

CUSIP	Security Description	Par Value/Units	Purchase Date Book Yield	Book Value	Mkt Price Mkt YTM	Market Value Accrued Int.	% of Port. Gain/Loss	Moody/S&P Fitch	Maturity Duration
89236TFS9	Toyota Motor Credit Corp Note 3.350% Due 01/08/2024	2,000,000.00	02/07/2019 3.07%	2,025,380.00	106.53 1.63%	2,130,632.00 4,280.56	0.35% 105,252.00	Aa3 / AA- A+	3.94 3.69
91159HHV5	US Bancorp Callable Note Cont 1/5/2024 3.375% Due 02/05/2024	2,000,000.00	02/07/2019 3.19%	2,017,220.00	106.35 1.70%	2,127,056.00 33,000.00	0.35% 109,836.00	A1 / A+ AA-	4.02 3.63
438516BW5	Honeywell Intl Callable Note Cont 7/15/2024 2.300% Due 08/15/2024	4,000,000.00	12/03/2019 1.96%	4,059,840.00	102.64 1.68%	4,105,740.00 44,211.11	0.67% 45,900.00	A2 / A A	4.54 4.19
TOTAL Corporate		78,580,000.00	2.63%	78,380,812.80	1.65%	80,403,885.68 606,806.61	13.11% 2,023,072.88	A1 / A+ A+	2.31 2.16

LAIF									
90LAIF\$00	Local Agency Investment Fund State Pool	50,709,378.16	Various 1.94%	50,709,378.16	1.00 1.94%	50,709,378.16 84,020.68	8.22% 0.00	NR / NR NR	0.00 0.00
TOTAL LAIF		50,709,378.16	1.94%	50,709,378.16	1.94%	50,709,378.16 84,020.68	8.22% 0.00	NR / NR NR	0.00 0.00

Local Gov Investment Pool									
90SDCP\$00	County of San Diego Pooled Investment Pool	57,673,839.00	Various 2.02%	57,673,839.00	1.00 2.02%	57,673,839.00 0.00	9.33% 0.00	NR / NR AAA	0.00 0.00
09CATR\$04	CalTrust Short Term Fund	1,609,099.43	Various 1.82%	16,108,055.73	10.05 1.85%	16,171,449.27 0.00	2.62% 63,393.54	NR / AA NR	0.00 0.00
TOTAL Local Gov Investment Pool		59,282,938.43	1.98%	73,781,894.73	1.98%	73,845,288.27 0.00	11.95% 63,393.54	NR / AA Aaa	0.00 0.00

Holdings Report

SDCRAA Consolidated - Account #10566

For the Month Ending January 31, 2020

CUSIP	Security Description	Par Value/Units	Purchase Date Book Yield	Book Value	Mkt Price Mkt YTM	Market Value Accrued Int.	% of Port. Gain/Loss	Moody/S&P Fitch	Maturity Duration
Money Market Fund FI									
262006307	Dreyfus Gov't Cash Management Money Market Fund	7,655,308.66	Various 1.24%	7,655,308.66	1.00 1.24%	7,655,308.66 0.00	1.24% 0.00	Aaa / AAA NR	0.00 0.00
TOTAL Money Market Fund FI		7,655,308.66	1.24%	7,655,308.66	1.24%	7,655,308.66 0.00	1.24% 0.00	Aaa / AAA NR	0.00 0.00
Municipal Bonds									
649791PP9	New York St Taxable-GO 2.010% Due 02/15/2024	5,000,000.00	10/29/2019 2.01%	5,000,000.00	101.08 1.73%	5,053,750.00 25,404.17	0.82% 53,750.00	Aa1 / AA+ AA+	4.04 3.85
TOTAL Municipal Bonds		5,000,000.00	2.01%	5,000,000.00	1.73%	5,053,750.00 25,404.17	0.82% 53,750.00	Aa1 / AA+ AA+	4.04 3.85
Negotiable CD									
90333VK82	US Bank National Association Negotiable CD 2.450% Due 02/28/2020	4,000,000.00	02/28/2019 2.45%	4,000,000.00	100.00 2.45%	4,000,000.00 92,011.11	0.66% 0.00	P-1 / A-1+ F-1+	0.08 0.08
06417MBK0	Bank of Nova Scotia Houston Yankee CD 2.000% Due 03/09/2020	5,000,000.00	09/26/2019 2.07%	4,998,366.53	99.97 2.07%	4,998,366.53 40,277.78	0.82% 0.00	P-1 / A-1 F-1+	0.10 0.10
06367BED7	Bank of Montreal Chicago Yankee CD 1.890% Due 05/21/2020	8,500,000.00	12/23/2019 1.89%	8,500,000.00	100.00 1.89%	8,500,000.00 17,403.75	1.38% 0.00	P-1 / A-1 F-1+	0.30 0.30
89114NBZ7	Toronto Dominion Bank NY Yankee CD 1.850% Due 06/03/2020	5,000,000.00	12/03/2019 1.85%	5,000,000.00	100.00 1.85%	5,000,000.00 15,159.72	0.81% 0.00	P-1 / A-1+ F-1+	0.34 0.34

Holdings Report

SDCRAA Consolidated - Account #10566

For the Month Ending January 31, 2020

CUSIP	Security Description	Par Value/Units	Purchase Date Book Yield	Book Value	Mkt Price Mkt YTM	Market Value Accrued Int.	% of Port. Gain/Loss	Moody/S&P Fitch	Maturity Duration
87019U6D6	Swedbank Inc Negotiable CD 2.270% Due 11/16/2020	4,000,000.00	11/17/2017 2.27%	4,000,000.00	100.27 1.93%	4,010,704.00 19,421.11	0.65% 10,704.00	Aa2 / AA- AA-	0.79 0.79
TOTAL Negotiable CD		26,500,000.00	2.06%	26,498,366.53	2.01%	26,509,070.53 184,273.47	4.32% 10,704.00	Aaa / AA+ Aaa	0.31 0.31
Supranational									
459058FZ1	Intl. Bank Recon & Development Note 1.875% Due 04/21/2020	3,000,000.00	04/28/2017 1.64%	3,020,550.00	100.06 1.61%	3,001,695.00 15,625.00	0.49% (18,855.00)	Aaa / AAA AAA	0.22 0.22
45950KCM0	International Finance Corp Note 2.250% Due 01/25/2021	2,125,000.00	02/13/2018 2.43%	2,113,992.50	100.71 1.52%	2,140,130.00 796.88	0.35% 26,137.50	Aaa / AAA NR	0.99 0.97
4581X0CV8	Inter-American Dev Bank Note 1.250% Due 09/14/2021	2,500,000.00	04/03/2018 2.66%	2,385,100.00	99.72 1.42%	2,493,042.50 11,892.36	0.41% 107,942.50	Aaa / NR NR	1.62 1.59
459058FY4	Intl. Bank Recon & Development Note 2.000% Due 01/26/2022	3,000,000.00	03/16/2018 2.73%	2,920,650.00	101.18 1.39%	3,035,517.00 833.33	0.49% 114,867.00	Aaa / NR AAA	1.99 1.94
4581X0CN6	Inter-American Dev Bank Note 1.750% Due 04/14/2022	2,000,000.00	09/27/2018 3.03%	1,914,620.00	100.71 1.42%	2,014,198.00 10,402.78	0.33% 99,578.00	Aaa / AAA AAA	2.20 2.14
TOTAL Supranational		12,625,000.00	2.45%	12,354,912.50	1.48%	12,684,582.50 39,550.35	2.06% 329,670.00	Aaa / AAA Aaa	1.36 1.33

Holdings Report

SDCRAA Consolidated - Account #10566

For the Month Ending January 31, 2020

CUSIP	Security Description	Par Value/Units	Purchase Date Book Yield	Book Value	Mkt Price Mkt YTM	Market Value Accrued Int.	% of Port. Gain/Loss	Moody/S&P Fitch	Maturity Duration
US Treasury									
912828XE5	US Treasury Note 1.500% Due 05/31/2020	5,000,000.00	05/11/2017 1.58%	4,987,695.31	99.95 1.64%	4,997,655.00 12,909.84	0.81% 9,959.69	Aaa / AA+ AAA	0.33 0.33
912828XM7	US Treasury Note 1.625% Due 07/31/2020	5,400,000.00	07/28/2017 1.56%	5,410,968.75	100.02 1.59%	5,400,842.40 241.07	0.87% (10,126.35)	Aaa / AA+ AAA	0.50 0.50
912828G3	US Treasury Note 1.750% Due 11/15/2020	7,700,000.00	11/20/2017 1.83%	7,683,156.25	100.15 1.56%	7,711,426.80 28,875.00	1.25% 28,270.55	Aaa / AA+ AAA	0.79 0.78
912828P87	US Treasury Note 1.125% Due 02/28/2021	8,500,000.00	10/13/2017 1.73%	8,331,992.19	99.60 1.50%	8,466,136.00 40,456.73	1.38% 134,143.81	Aaa / AA+ AAA	1.08 1.06
912828Q37	US Treasury Note 1.250% Due 03/31/2021	3,500,000.00	10/25/2017 1.84%	3,431,230.47	99.74 1.48%	3,490,840.50 14,822.40	0.57% 59,610.03	Aaa / AA+ AAA	1.16 1.15
912828WG1	US Treasury Note 2.250% Due 04/30/2021	7,700,000.00	11/20/2017 1.90%	7,789,632.81	100.96 1.47%	7,773,689.00 44,264.42	1.26% (15,943.81)	Aaa / AA+ AAA	1.25 1.22
912828S76	US Treasury Note 1.125% Due 07/31/2021	5,600,000.00	09/26/2019 1.72%	5,540,281.25	99.58 1.41%	5,576,592.00 173.08	0.90% 36,310.75	Aaa / AA+ AAA	1.50 1.48
912828D72	US Treasury Note 2.000% Due 08/31/2021	8,500,000.00	10/13/2017 1.81%	8,560,761.72	100.95 1.39%	8,581,013.50 71,923.08	1.40% 20,251.78	Aaa / AA+ AAA	1.58 1.54
912828T67	US Treasury Note 1.250% Due 10/31/2021	7,700,000.00	11/20/2017 1.96%	7,492,761.72	99.79 1.37%	7,683,460.40 24,591.35	1.25% 190,698.68	Aaa / AA+ AAA	1.75 1.72
912828U65	US Treasury Note 1.750% Due 11/30/2021	7,500,000.00	09/06/2019 1.55%	7,533,105.47	100.70 1.36%	7,552,440.00 22,592.21	1.23% 19,334.53	Aaa / AA+ AAA	1.83 1.79
912828U81	US Treasury Note 2.000% Due 12/31/2021	5,000,000.00	12/16/2019 1.66%	5,034,375.00	101.20 1.36%	5,060,155.00 8,791.21	0.82% 25,780.00	Aaa / AA+ AAA	1.92 1.87

Holdings Report

SDCRAA Consolidated - Account #10566

For the Month Ending January 31, 2020

CUSIP	Security Description	Par Value/Units	Purchase Date Book Yield	Book Value	Mkt Price Mkt YTM	Market Value Accrued Int.	% of Port. Gain/Loss	Moody/S&P Fitch	Maturity Duration
912828W89	US Treasury Note 1.875% Due 03/31/2022	8,000,000.00	12/23/2019 1.67%	8,035,937.50	101.14 1.34%	8,091,560.00 50,819.67	1.32% 55,622.50	Aaa / AA+ AAA	2.16 2.10
912828WZ9	US Treasury Note 1.750% Due 04/30/2022	2,750,000.00	11/17/2017 2.00%	2,720,781.25	100.93 1.33%	2,775,566.75 12,359.97	0.45% 54,785.50	Aaa / AA+ AAA	2.25 2.19
912828SV3	US Treasury Note 1.750% Due 05/15/2022	8,200,000.00	12/05/2017 2.09%	8,080,843.75	100.95 1.33%	8,277,514.60 30,750.00	1.34% 196,670.85	Aaa / AA+ AAA	2.29 2.23
912828XW5	US Treasury Note 1.750% Due 06/30/2022	8,200,000.00	12/05/2017 2.13%	8,063,546.88	101.01 1.32%	8,282,639.60 12,615.38	1.34% 219,092.72	Aaa / AA+ AAA	2.41 2.36
9128282P4	US Treasury Note 1.875% Due 07/31/2022	8,000,000.00	12/23/2019 1.68%	8,039,375.00	101.35 1.32%	8,108,128.00 412.09	1.31% 68,753.00	Aaa / AA+ AAA	2.50 2.44
912828L24	US Treasury Note 1.875% Due 08/31/2022	8,200,000.00	12/05/2017 2.14%	8,101,984.38	101.41 1.32%	8,315,956.20 65,048.08	1.36% 213,971.82	Aaa / AA+ AAA	2.58 2.50
912828L57	US Treasury Note 1.750% Due 09/30/2022	10,500,000.00	01/19/2018 2.39%	10,204,277.34	101.14 1.31%	10,619,763.00 62,254.10	1.73% 415,485.66	Aaa / AA+ AAA	2.67 2.58
912828M80	US Treasury Note 2.000% Due 11/30/2022	8,000,000.00	12/16/2019 1.66%	8,079,062.50	101.90 1.31%	8,152,184.00 27,540.98	1.32% 73,121.50	Aaa / AA+ AAA	2.83 2.74
912828R69	US Treasury Note 1.625% Due 05/31/2023	8,000,000.00	12/23/2019 1.70%	7,978,750.00	101.04 1.31%	8,082,816.00 22,377.05	1.31% 104,066.00	Aaa / AA+ AAA	3.33 3.23

Holdings Report

SDCRAA Consolidated - Account #10566

For the Month Ending January 31, 2020

CUSIP	Security Description	Par Value/Units	Purchase Date Book Yield	Book Value	Mkt Price Mkt YTM	Market Value Accrued Int.	% of Port. Gain/Loss	Moody/S&P Fitch	Maturity Duration
912828V80	US Treasury Note 2.250% Due 01/31/2024	5,650,000.00	Various 2.14%	5,675,003.91	103.63 1.32%	5,855,032.85 349.24	0.95% 180,028.94	Aaa / AA+ AAA	4.00 3.83
TOTAL US Treasury		147,600,000.00	1.86%	146,775,523.45	1.39%	148,855,411.60 554,166.95	24.17% 2,079,888.15	Aaa / AA+ Aaa	2.01 1.95
TOTAL PORTFOLIO		594,173,527.44	2.07%	608,426,813.99	1.62%	615,720,429.80 2,347,346.61	100.00% 7,293,615.81	Aa1 / AA+ Aaa	1.52 1.45
TOTAL MARKET VALUE PLUS ACCRUALS						618,067,776.41			

Transactions Ledger

SDCRAA Consolidated - Account #10566

January 1, 2020 through January 31, 2020

Transaction Type	Settlement Date	CUSIP	Quantity	Security Description	Price	Acq/Disp Yield	Amount	Interest Pur/Sold	Total Amount	Gain/Loss
ACQUISITIONS										
Purchase	01/29/2020	313376C94	5,000,000.00	FHLB Note 2.625% Due: 12/10/2021	102.027	1.52%	5,101,350.00	17,864.58	5,119,214.58	0.00
Purchase	01/31/2020	262006307	7,000,000.00	Dreyfus Gov't Cash Management Money Market Fund	1.000	1.24%	7,000,000.00	0.00	7,000,000.00	0.00
	Subtotal		12,000,000.00				12,101,350.00	17,864.58	12,119,214.58	0.00
TOTAL ACQUISITIONS			12,000,000.00				12,101,350.00	17,864.58	12,119,214.58	0.00
DISPOSITIONS										
Maturity	01/31/2020	912828H52	7,000,000.00	US Treasury Note 1.25% Due: 01/31/2020	100.000		7,000,000.00	0.00	7,000,000.00	59,179.69
	Subtotal		7,000,000.00				7,000,000.00	0.00	7,000,000.00	59,179.69
TOTAL DISPOSITIONS			7,000,000.00				7,000,000.00	0.00	7,000,000.00	59,179.69

Transactions Ledger for Bonds

SDCRAA Consolidated Bond Reserves - Account #10592

January 1, 2020 through January 31, 2020

Transaction Type	Settlement Date	CUSIP	Quantity	Security Description	Price	Acq/Disp Yield	Amount	Interest Pur/Sold	Total Amount	Gain/Loss
ACQUISITIONS										
Purchase	01/13/2020	31846V336	4,000,000.00	First American Government Obligation Funds	1.000	1.51%	4,000,000.00	0.00	4,000,000.00	0.00
	Subtotal		4,000,000.00				4,000,000.00	0.00	4,000,000.00	0.00
TOTAL AQUSITIONS			4,000,000.00				4,000,000.00	0.00	4,000,000.00	0.00
DISPOSITIONS										
Security Withdrawal	01/13/2020	90LAIF500	4,000,000.00	Local Agency Investment Fund State Pool	1.000		4,000,000.00	0.00	4,000,000.00	0.00
Security Withdrawal	01/15/2020	90SDCP500	10,861,970.04	County of San Diego Pooled Investment Pool	1.000		10,861,970.04	0.00	10,861,970.04	0.00
Security Withdrawal	01/28/2020	31846V336	1,019,041.00	First American Government Obligation Funds	1.000		1,019,041.00	0.00	1,019,041.00	0.00
Security Withdrawal	01/28/2020	31846V336	88,038.00	First American Government Obligation Funds	1.000		88,038.00	0.00	88,038.00	0.00

Transactions Ledger for Bonds

SDCRAA Consolidated Bond Reserves - Account #10592

January 1, 2020 through January 31, 2020

Transaction Type	Settlement Date	CUSIP	Quantity	Security Description	Price	Acq/Disp Yield	Amount	Interest Pur/Sold	Total Amount	Gain/Loss
Security Withdrawal	01/28/2020	31846V336	1,657,521.00	First American Government Obligation Funds	1.000		1,657,521.00	0.00	1,657,521.00	0.00
	Subtotal		17,626,570.04				17,626,570.04	0.00	17,626,570.04	0.00
TOTAL DISPOSITIONS			17,626,570.04				17,626,570.04	0.00	17,626,570.04	0.00

Important Disclosures

2019 Chandler Asset Management, Inc, An Independent Registered Investment Adviser.

Information contained herein is confidential. Prices are provided by IDC, an independent pricing source. In the event IDC does not provide a price or if the price provided is not reflective of fair market value, Chandler will obtain pricing from an alternative approved third party pricing source in accordance with our written valuation policy and procedures. Our valuation procedures are also disclosed in Item 5 of our Form ADV Part 2A.

Performance results are presented gross-of-advisory fees and represent the client's Total Return. The deduction of advisory fees lowers performance results. These results include the reinvestment of dividends and other earnings. Past performance may not be indicative of future results. Therefore, clients should not assume that future performance of any specific investment or investment strategy will be profitable or equal to past performance levels. All investment strategies have the potential for profit or loss. Economic factors, market conditions or changes in investment strategies, contributions or withdrawals may materially alter the performance and results of your portfolio.

Index returns assume reinvestment of all distributions. Historical performance results for investment indexes generally do not reflect the deduction of transaction and/or custodial charges or the deduction of an investment management fee, the incurrence of which would have the effect of decreasing historical performance results. It is not possible to invest directly in an index.

Source ice Data Indices, LLC ("ICE"), used with permission. ICE permits use of the ICE indices and related data on an "as is" basis; ICE, its affiliates and their respective third party suppliers disclaim any and all warranties and representations, express and/or implied, including any warranties of merchantability or fitness for a particular purpose or use, including the indices, index data and any data included in, related to, or derived therefrom. Neither ICE data, its affiliates or their respective third party providers guarantee the quality, adequacy, accuracy, timeliness or completeness of the indices or the index data or any component thereof, and the indices and index data and all components thereof are provided on an "as is" basis and licensee's use it at licensee's own risk. ICE data, its affiliates and their respective third party do not sponsor, endorse, or recommend chandler asset management, or any of its products or services.

This report is provided for informational purposes only and should not be construed as a specific investment or legal advice. The information contained herein was obtained from sources believed to be reliable as of the date of publication, but may become outdated or superseded at any time without notice. Any opinions or views expressed are based on current market conditions and are subject to change. This report may contain forecasts and forward-looking statements which are inherently limited and should not be relied upon as indicator of future results. Past performance is not indicative of future results. This report is not intended to constitute an offer, solicitation, recommendation or advice regarding any securities or investment strategy and should not be regarded by recipients as a substitute for the exercise of their own judgment.

Fixed income investments are subject to interest, credit and market risk. Interest rate risk: the value of fixed income investments will decline as interest rates rise. Credit risk: the possibility that the borrower may not be able to repay interest and principal. Low rated bonds generally have to pay higher interest rates to attract investors willing to take on greater risk. Market risk: the bond market in general could decline due to economic conditions, especially during periods of rising interest rates.

Ratings information have been provided by Moody's, S&P and Fitch through data feeds we believe to be reliable as of the date of this statement, however we cannot guarantee its accuracy.

Security level ratings for U.S. Agency issued mortgage-backed securities ("MBS") reflect the issuer rating because the securities themselves are not rated. The issuing U.S. Agency guarantees the full and timely payment of both principal and interest and carries a AA+/Aaa/AAA by S&P, Moody's and Fitch respectively.

Benchmark Disclosures

ICE BAML 0-5 Yr US Treasury Index

The ICE BAML 0-5 Year US Treasury Index tracks the performance of US Dollar denominated Sovereign debt publicly issued by the US government in its domestic market with maturities less than three years. Qualifying securities must have at least 18 months to maturity at point of issuance, at least one month and less than five years remaining term to final maturity, a fixed coupon schedule and a minimum amount outstanding of \$1 billion. (Index: GVQA. Please visit www.mlindex.ml.com for more information)

EXECUTIVE COMMITTEE Meeting Date: **FEBURARY 24, 2020**

Subject:

Pre-Approval of Travel Requests and Approval of Business and Travel Expense Reimbursement Requests for Board Members, the President/CEO, the Chief Auditor and General Counsel

Recommendation:

Pre-approve Travel Requests and approve Business and Travel Expense Reimbursement Requests.

Background/Justification:

Authority Policy 3.30 (3)(b) and (4) require that travel and business expense reimbursements of Board Members, the President/CEO, the Chief Auditor and the General Counsel be approved or pre-approved by the Executive Committee and presented to the Board for its information at its next regularly scheduled meeting.

On July 1, 2019, the Executive Committee pre-approved set dollar amounts for routine, in-town business expenses to be used during Fiscal Year 2020 for the President/CEO, General Counsel and Chief Auditor as authorized in Policy 3.30(3)(b)(i)(C).

The attached reports are being presented to comply with the requirements of Policy 3.30.

Fiscal Impact:

Funds for Business and Travel expenses are included in the FY 2020 Budget.

Authority Strategies/Focus Areas:

This item supports one or more of the following (*select at least one under each area*):

Strategies

- Community Strategy Customer Strategy Employee Strategy Financial Strategy Operations Strategy

Focus Areas

- Advance the Airport Development Plan Transform the Customer Journey Optimize Ongoing Business

Environmental Review:

- A. CEQA: This Board action is not a project that would have a significant effect on the environment as defined by the California Environmental Quality Act ("CEQA"), as amended. 14 Cal. Code Regs. §15378. This Board action is not a "project" subject to CEQA. Cal. Pub. Res. Code §21065.
- B. California Coastal Act Review: This Board action is not a "development" as defined by the California Coastal Act. Cal. Pub. Res. Code §30106.
- C. NEPA: This Board action is not a project that involves additional approvals or actions by the Federal Aviation Administration ("FAA") and, therefore, no formal review under the National Environmental Policy Act ("NEPA") is required.

Application of Inclusionary Policies:

Not applicable.

Prepared by:

TONY R. RUSSELL
DIRECTOR, BOARD SERVICES/AUTHORITY CLERK

TRAVEL REQUESTS

K. BECKER

**SAN DIEGO COUNTY REGIONAL AIRPORT AUTHORITY
OUT-OF-TOWN TRAVEL REQUEST**

GENERAL INSTRUCTIONS:

- A. All out-of-town travel requests must conform to applicable provisions of Policy 3.30.
- B. Once traveler completes form, submit to the traveler's Administrator for approval (for Board Members, President/CEO, General Counsel and Chief Auditor, Administrator is Board Executive Committee).

TRAVELER INFORMATION:

Traveler Name: Kimberly J. Becker Department: Executive, BU6
 Position: Board Member President/CEO General Counsel Chief Auditor
 All Other Authority Employees

DATE OF REQUEST: 01/29/2020 DATE OF DEPARTURE/RETURN: 03/09/2020 / 03/14/2020

DESTINATION / BUSINESS PURPOSE:

Destination: Seoul, Korea Business Purpose: Air Service Development Visit with Korea Airlines and Air Premia Airlines

PROJECTED OUT-OF-TOWN TRAVEL EXPENSES:

A. Transportation Costs:	
• Airfare <input checked="" type="checkbox"/> <i>check box for business class or equivalent (international only)</i>	\$ <u>5,000.00</u>
• Rental Car	\$ _____
• Other Transportation (Taxi, TNC, Train, Bus)	\$ <u>200.00</u>
• Auto (Gas, Parking/Tolls, Mileage)	\$ _____
B. Lodging	\$ <u>\$1,100.00</u>
C. Meals and Incidental Expenses (<u>Per Diem</u>)	\$ <u>816.00</u>
D. Seminar and Conference Fees	\$ _____
E. Entertainment	\$ _____
TOTAL PROJECTED TRAVEL EXPENSES	\$ <u>7,116.00</u>

CERTIFICATION BY TRAVELER

By my signature below, I certify the following:

1. The above-listed projected out-of-town travel expenses conform to Policy 3.30, are reasonable and directly related to Authority business; and
2. I have attended training regarding my responsibilities pursuant to Policy 3.30 within the past two years.

Travelers Signature: Kimberly J. Becker Date: 1/29/2020

CERTIFICATION BY ADMINISTRATOR (If Administrator is Executive Committee, Clerk certifies below.)

By my signature below, I certify the following:

1. I have reviewed this out-of-town travel request and made inquiries to determine that the out-of-town travel and identified expenses are directly related to and necessary for the advancement of the Authority's business and reasonable in comparison to the anticipated benefits to the Authority; and
2. I have attended training regarding my responsibilities pursuant to Policy 3.30 within the past two years.

Administrator's Signature: [Signature] Date: 1/29/20

AUTHORITY CLERK CERTIFICATION ON BEHALF OF EXECUTIVE COMMITTEE

I, _____, certify that this document was approved
 (Name of Clerk)
 by the Executive Committee at its _____ meeting.
 (Meeting Date)

**SAN DIEGO COUNTY REGIONAL AIRPORT AUTHORITY
OUT-OF-TOWN TRAVEL REQUEST**

GENERAL INSTRUCTIONS:

- A. All out-of-town travel requests must conform to applicable provisions of Policy 3.30.
- B. Once traveler completes form, submit to the traveler's Administrator for approval (for Board Members, President/CEO, General Counsel and Chief Auditor, Administrator is Board Executive Committee).

TRAVELER INFORMATION:

Traveler Name: Kimberly J. Becker Department: Executive, BU6
 Position: Board Member President/CEO General Counsel Chief Auditor
 All Other Authority Employees

DATE OF REQUEST: 02/14/2020 DATE OF DEPARTURE/RETURN: 04/14/2020 / 04/15/2020

DESTINATION / BUSINESS PURPOSE:

Destination: Sacramento, CA Business Purpose: CAC Board Meeting

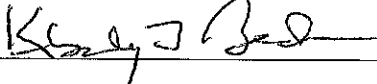
PROJECTED OUT-OF-TOWN TRAVEL EXPENSES:

A. Transportation Costs:		
• Airfare <input checked="" type="checkbox"/> <i>check box for business class or equivalent (international only)</i>		\$ <u>500.00</u>
• Rental Car		\$ _____
• Other Transportation (Taxi, TNC, Train, Bus)		\$ <u>50.00</u>
• Auto (Gas, Parking/Tolls, Mileage)		\$ _____
B. Lodging		\$ <u>\$250.00</u>
C. Meals and Incidental Expenses (<i>Per Diem</i>)		\$ <u>50.00</u>
D. Seminar and Conference Fees		\$ _____
E. Entertainment		\$ _____
TOTAL PROJECTED TRAVEL EXPENSES		\$ <u>850.00</u>

CERTIFICATION BY TRAVELER

By my signature below, I certify the following:

1. The above-listed projected out-of-town travel expenses conform to Policy 3.30, are reasonable and directly related to Authority business; and
2. I have attended training regarding my responsibilities pursuant to Policy 3.30 within the past two years.

Travelers Signature:  Date: 2/14/2020

CERTIFICATION BY ADMINISTRATOR (If Administrator is Executive Committee, Clerk certifies below.)

By my signature below, I certify the following:

1. I have reviewed this out-of-town travel request and made inquiries to determine that the out-of-town travel and identified expenses are directly related to and necessary for the advancement of the Authority's business and reasonable in comparison to the anticipated benefits to the Authority; and
2. I have attended training regarding my responsibilities pursuant to Policy 3.30 within the past two years.

Administrator's Signature: _____ Date: _____

AUTHORITY CLERK CERTIFICATION ON BEHALF OF EXECUTIVE COMMITTEE

I, _____, certify that this document was approved
 (Name of Clerk)
 by the Executive Committee at its _____ meeting.
 (Meeting Date)



SCHEDULE

California Airports Council – Board of Directors Meeting

Embassy Suites Sacramento

100 Capitol Mall

Sacramento, CA

TUESDAY, APRIL 14

5:30 P.M. Board shuttle to dinner.

6:00 P.M. Dinner
Origami Asian Grill
4801 Folsom Blvd.
Sacramento, CA
916.400.3075

WEDNESDAY, APRIL 15 – Central Pacific Room

Members on their own for breakfast.

8:30 A.M. CAC Meeting
Business Casual Attire

1:00 P.M. Adjournment and Lunch

MARK WEST

**SAN DIEGO COUNTY REGIONAL AIRPORT AUTHORITY
OUT-OF-TOWN TRAVEL REQUEST**

GENERAL INSTRUCTIONS:

- A. All out-of-town travel requests must conform to applicable provisions of Policy 3.30.
- B. Once traveler completes form, submit to the traveler's Administrator for approval (for Board Members, President/CEO, General Counsel and Chief Auditor, Administrator is Board Executive Committee).

TRAVELER INFORMATION:

Traveler Name: Mark West Department: 2
 Position: Board Member President/CEO General Counsel Chief Auditor
 All Other Authority Employees

DATE OF REQUEST: 1/31/20 DATE OF DEPARTURE/RETURN: 3/22/20 3/25/20

DESTINATION / BUSINESS PURPOSE:

Destination: Mexico City, Mexico Business Purpose: 2020 S.D. Chamber Binational Delegation to Mexico City


PROJECTED OUT-OF-TOWN TRAVEL EXPENSES:

A. Transportation Costs:	
• Airfare <input type="checkbox"/> <i>check box for business class or equivalent (international only)</i>	\$ 50.00
• Rental Car	\$
• Other Transportation (Taxi, TNC, Train, Bus)	\$
• Auto (Gas, Parking/Tolls, Mileage)	\$
B. Lodging	\$ 850.00
C. Meals and Incidental Expenses (Per Diem)	\$
D. Seminar and Conference Fees	\$ n/c
E. Entertainment	\$
TOTAL PROJECTED TRAVEL EXPENSES	\$ 900.00

CERTIFICATION BY TRAVELER

By my signature below, I certify the following:

- The above-listed projected out-of-town travel expenses conform to Policy 3.30, are reasonable and directly related to Authority business; and
- I have attended training regarding my responsibilities pursuant to Policy 3.30 within the past two years.

Traveler's Signature:  Date: 2/5/2020

CERTIFICATION BY ADMINISTRATOR (If Administrator is Executive Committee, Clerk certifies below.)

By my signature below, I certify the following:

- I have reviewed this out-of-town travel request and made inquiries to determine that the out-of-town travel and identified expenses are directly related to and necessary for the advancement of the Authority's business and reasonable in comparison to the anticipated benefits to the Authority; and
- I have attended training regarding my responsibilities pursuant to Policy 3.30 within the past two years.

Administrator's Signature:  Date: 2/7/20

AUTHORITY CLERK CERTIFICATION ON BEHALF OF EXECUTIVE COMMITTEE

I, _____, (Name of Clerk) certify that this document was approved by the Executive Committee at its _____ meeting. (Meeting Date)

« All Events (<https://sdchamber.org/events/>)

2020 BINATIONAL DELEGATION TO MEXICO CITY

March 22 @ 7:00 pm - March 25 @ 12:30 pm



In the last few months, we've seen significant progress on several of our region's key priorities like USMCA, the new North American free-trade agreement, solutions to address pollution issues in Tijuana River Valley, and completion of landmark border infrastructure projects. Reaching these milestones is a testament to the power of our region's longstanding commitment binational collaboration.

We need all the voices that make up our diverse and dynamic cross-border business community to make a strong, lasting impact. That message is most effective when we have a large, diverse representation of business and community leaders joining with us.

The 15th Annual Binational Delegation to Mexico City provides an opportunity for participants to meet with key federal officials and diverse business industry leaders to discuss 2020's major areas of focus: border infrastructure, transboundary pollution impacting Tijuana River, immigration & workforce integration, and trade & economic opportunities.

Delegates will also benefit from the opportunity to network and cultivate strong political and business relationships.

Please click here (<https://sdchamber.org/2019/04/2019-binational-delegation-to-mexico-city-recap/>) for a recap of the 2019 trip and see what can be accomplished when we work together with a strong, unified binational voice. Plus, see video recaps of each day here: Welcome Reception (<https://www.facebook.com/sdchamber/videos/2288105401464057/>) | Day 1 (<https://www.facebook.com/sdchamber/videos/396429387815115/>) | Day 2 (<https://www.facebook.com/sdchamber/videos/1080380608823810/>) | Day 3 (<https://www.facebook.com/sdchamber/videos/280024419582573/>)

DEADLINES & IMPORTANT DATES


- February 6 – Last day for early-bird pricing

- February 21 – Hotel room block closes at 3:00 PM PST
- March 7 – Last day to cancel room at Four Seasons without penalty
- March 13 – Last day for regular pricing
- March 18 – Last day to submit an application for the trip
- March 18 – Pre-trip orientation for delegates at Chamber Office at 9:00 AM

EVENT DETAILS

Date: Sunday, March 22 (7:00 PM) – Wednesday, March 25, 2020 (12:30 PM)

Location: (/wp-content/uploads/2016/11/MEX_314_original.jpg)
Four Seasons Hotel Mexico City
Paseo de la Reforma 500
Cuauhtémoc, Juarez, 06600 Mexico City, Mexico
[Click for map/directions](#)



(<https://www.google.com/maps/dir//Four+Seasons+Mexico+D.F./data=!4m5!4m4!1m0!1m2!1m1!1s0x85d1ff4eecb66801:0x60bfab50fe53fe4f?sa=X&ved=0ahUKewjlkfXSgaLRAhXGIIQKHczIDp8Q9RcljAEwDg>)

Contact Details:

Katie Tran (English)

Ph: 619-544-1370

Email: ktran@sdchamber.org (<mailto:ktran@sdchamber.org>)

Kenia Zamarripa (Español)

Ph: 619-544-1316

Email: kzamarripa@sdchamber.org (<mailto:kzamarripa@sdchamber.org>)

PARTICIPATION FEE*

The participation fees below do not include hotel or airfare. Fees include hosted events and meetings.

Applications submitted by 02/07/20:

Chamber members: \$1,800

Additional attendee or spouse/companion: \$1,400

Non-members: \$3,500

Between 2/8/20 – 3/13/20:

Chamber members: \$2,300

Additional attendee or spouse/companion: \$1,800

Non-members: \$3,500

Between 3/14/20 – 3/18/20:

Chamber members: \$3,300

Additional attendee or spouse/companion: \$3,300

Non-members: \$4,200

APPLICATIONS CLOSE AT 5:00 PM ON WEDNESDAY, MARCH 18, 2020.

**Participation subject to application approval.*

HOTEL

Four Seasons Hotel Mexico City (<http://www.fourseasons.com/mexico/>) | Paseo de la Reforma 500, Cuauhtémoc, Juarez, 06600 Mexico City

We have secured a special room rate of \$290++ per night for standard rooms between March 21 – 25, 2020. Attendees must mention the group block "San Diego Regional Chamber" when booking to receive the discounted rate.

Reservations can be made directly to the hotel's reservations office at +52-55-5230-1818 or email this form (</wp-content/uploads/2016/11/Reservations-Form.pdf>) to reservations.mex@fourseasons.com (<mailto:reservations.mex@fourseasons.com>) by Friday, February 21 at 3:00 PM PST.

After February 21, the hotel will confirm reservations subject to availability. Cancellations must be done directly to the hotel 15 days before the arrival date by 3:00 PM PST in order to avoid no-show charges.

Alternative hotel: Marquis Reforma Hotel & Spa (<http://www.marquisreforma.com/default-en.html>) | Avenida Paseo de La Reforma 465, Col. Cuauhtemoc, Mexico City 06500, Mexico

FLIGHTS

For your planning purposes, most delegates arrive in the afternoon on Sunday, March 22, prior to the Welcome Reception at 7:00 PM. The trip will conclude around 12:00 PM on Wednesday, March 25.

Suggested Flights: *Details coming soon*

Be sure to stay through the end of the trip for a chance to win flight vouchers, free trip registration, and more exclusive prizes!

PRE-TRIP MEETING

Delegates are invited to attend the pre-trip meeting to receive full information and updates on the trip:

Wednesday, March 18, 2020 | 9:00 – 10:00 AM

Location: Chamber Office, 402 W Broadway, Ste. 1000, San Diego 92101

(<https://www.google.com/maps/dir//402+W+Broadway+%231000,+San+Diego,+CA+92101/@32.7162428,-117.1691516,17z/data=!4m1!1m7!3m6!1s0x80d954a979e0e74f:0x532e042dd4bacabb!2s402+W+Broadway+%231000,+San+Diego,+CA+92101!3b1!8m2!3d32.7162428!4d-117.1669629!4m7!1m0!1m5!1m1!1s0x80d954a979e0e74f:0x532e042dd4bacabb!2m2!1d-117.1669629!2d32.7162428>)

THANK YOU SPONSORS

Click here (</wp-content/uploads/2016/11/Sponsorship-Package-min-1.pdf>) for sponsorship opportunities, or contact Sherman Stocker at sstocker@sdchamber.org (<mailto:sstocker@sdchamber.org>) or (619) 544-1354.

APPLICATION

APPLY NOW!
 (HTTP://WWW.CVENT.COM/D/JHQBZN/4W)

*Cancellation/Refund Policy: Cancellations must be in writing and sent to ktran@sdchamber.org (<mailto:ktran@sdchamber.org>). Full refunds will be issued if canceled by **midnight on March 15**. If canceled between March 16 – 18, 50% of the registration fee will be refunded. No refunds will be given if cancellations are made after March 18.*

+ GOOGLE CALENDAR (HTTPS://WWW.GOOGLE.COM/CALENDAR/EVENT?ACTION=TEMPLATE&TEXT=2020+BINATIONAL+DELEGATION+TO+MEXICO+CITY&DATES=;0A++++++%0A++++%0A%0AIN+THE+LAST+FEW+MONTHS%2C+WE%E2%80%99VE+SEEN+SIGNIFICANT+PROGRESS+ON+SEVERAL+OF+OUR+R2C+THE+NEW+NORTH+AMERICAN+FREE+TRADE+AGREEMENT%2C+SOLUTIONS+TO+ADDRESS+POLLUTION+ISSUES+II2C+AND+COMPLETION+OF+LANDMARK+BORDER+INFRASTRUCTURE+PROJECTS.+REACHING+THESE+MILESTONES+IS+A+TESTAMENT+II99S+LONGSTANDING+COMMITMENT+BINATIONAL+COLLABORATION.+%0AWE+NEED+ALL+THE+VOICES+THAT+MAKE+UP+OUR+DIVERSE+AND+DYNAMIC+2C+LASTING+IMPACT.+THAT+MESSAGE+IS+MOST+EFFECTIVE+WHEN+WE+HAVE+A+LARGE%2C+DIVERSE+REPRESENTATION+OF+BUSINESS+0ATHE+15TH+ANNUAL+BINATIONAL+DELEGATION+TO+MEXICO+CITY+PROVIDES+AN+OPPORTUNITY+FOR+PARTICIPANTS+TO+MEET+WITH+KEY+FEDERAL+OFFICI26%238217%3BS+MAJOR+AREAS+OF+FOCUS%3A+BORDER+INFRASTRUCTURE%2C+TRANSBOUNDARY+POLLUTION+IMPACTING+TIJUANA+RIVER%2C+IMMIGRATI3A+HTTPS%3A%2F%2FSDCHAMBER.ORG%2FEVENT%2FMXC2020%2F%29&LOCATION=PASEO+DE+LA+REFORMA+500%2C+CUAUHT%3%A9MOC2C+DF&TRP=FALSE&SPROP=WEBSITE:HTTPS://SDCHAMBER.ORG&CTZ=AMERICA%2FLOS_ANG

+ ICAL EXPORT (HTTPS://SDCHAMBER.ORG/EVENT/MXC2020/?ICAL=1&TRIBE_DISPLAY=)

Details

Start:
 March 22 @ 7:00 pm (2020-03-22)
End:
 March 25 @ 12:30 pm (2020-03-25)

Event Categories:

International
 (<https://sdchamber.org/events/category/international/>)

Networking
 (<https://sdchamber.org/events/category/networking/>),

Policy
 (<https://sdchamber.org/events/category/policy/>),

Signature
 (<https://sdchamber.org/events/category/signature/>)

Event Tags:

featured-chamber
 (<https://sdchamber.org/tag/featured-chamber/>)

Venue


Four Seasons Hotel Mexico City
 (<https://sdchamber.org/venue/four-seasons-hotel-mexico-city/>)

Paseo de la Reforma 500
 Cuauhtémoc, Juarez, 06600 Mexico

Organizer

Lisa Kelley
Phone:
 619.544.1343
Email:
lkelly@sdchamber.org

Related Events




(<https://sdchamber.org/event/defense-veterans-military-affairs-committee-13/2020-11-04/>)

Defense, Veterans & Military Affairs Committee

(<https://sdchamber.org/event/defense-veterans-military-affairs-committee-13/2020-11-04/>)

November 4 @ 8:00 am - November 5 @ 7:59 am

Recurring Event (See all) (<https://sdchamber.org/event/defense-veterans-military-affairs-committee-13/all/>)




(<https://sdchamber.org/event/mxc2020/>)

2020 Binational Delegation to Mexico City

(<https://sdchamber.org/event/mxc2020/>)

March 22 @ 7:00 pm - March 25 @ 12:30 pm



(<https://sdchamber.org/event/infrastructure-housing-land-use-committee-12/2020-09-15/>)

Infrastructure, Housing & Land Use Committee

(<https://sdchamber.org/event/infrastructure-housing-land-use-committee-12/2020-09-15/>)

September 15

Recurring Event (See all) (<https://sdchamber.org/event/infrastructure-housing-land-use-committee-12/all/>)

BUSINESS EXPENSE

A. BOLING

J. SCHIAVONI

TRAVEL EXPENSE

K. BECKER

SAN DIEGO COUNTY REGIONAL AIRPORT AUTHORITY
TRAVEL EXPENSE REIMBURSEMENT REPORT - Board Members, President/CEO, General Counsel, Chief Auditor
 (To be completed within 30 days from travel return date for domestic travel; 45 days for international travel)

Refer to Authority Policy 3.30 - Business and Travel Expense Reimbursement Policy, outlining appropriate reimbursable expenses. Attach all required supporting documentation. All receipts must be detailed (credit card receipts do not provide sufficient detail). Any special items should be explained in the space provided below.

Policy 3.30 - Business and Travel Expense Reimbursement

Business and Travel Reimbursement Guidelines

Employee/Trip Information		Date: _____	
Name:	<u>Kimberly J. Becker</u>	Dept:	<u>Executive Division, BU6</u>
Departure Date:	<u>2/4/2020</u>	Return Date:	<u>2/9/2020</u>
Destination:	<u>Bonita Springs, FL</u>	Report Due:	<u>3/10/20</u>
Business Purpose:	<u>ACI-NA CEO Forum & Winter Board Meeting</u>		


Expense items not included in Per Diem	Authority Prepaid Expenses	Employee Paid Expenses							TOTAL
		2/4/20 Tuesday	2/5/20 Wednesday	2/6/20 Thursday	2/7/20 Friday	2/8/20 Saturday	2/9/20 Sunday	2/10/20 Monday	
Air Fare, Railroad, Bus	456.00								-
Conference Fees	845.00								-
Rental Car									-
Gas									-
Parking & Tolls									-
Mileage - Attach mileage form									-
Taxi / TNC / Shuttle Fare		30.28							30.28
Lodging		372.42	372.42	372.42					1,117.26
Telephone, Internet and Fax									-
Laundry									-
Miscellaneous:									-
									-
	\$ 1,301.00								\$ 1,147.54

Expense items included in Per Diem:		Meals will be reimbursed at established Per Diem rates. Receipts shall not be required except for authorized meals above per diem rate (approved by CEO or Vice President below). If a meal is provided by a conference or meeting, do not include the meal for reimbursement below. On first travel day, only include lunch and dinner if flight departs after 9:00 a.m. On last travel day, only include breakfast and lunch if flight returns before 6:00 p.m.							
Meals & Incidental Expenses (M&IE)	GSA Per Diem for Domestic				US Dept of State Per Diem for International				
	Enter Daily Per Diem Rate	2/4/20 Tuesday	2/5/20 Wednesday	2/6/20 Thursday	2/7/20 Friday	2/8/20 Saturday	2/9/20 Sunday	2/10/20 Monday	
Breakfast	\$14.00	14.00							14.00
Lunch	\$16.00	16.00			16.00				32.00
Dinner	\$26.00	26.00			26.00				52.00
Incidentals	\$5.00	5.00	5.00	5.00	5.00				20.00
Total M&IE	\$61.00	61.00	5.00	5.00	47.00				118.00
Approved Meal Exception Above Per Diem Rate ¹									-
Total Meal and Incidental Expenses		\$ 61.00	\$ 5.00	\$ 5.00	\$ 47.00	\$ -	\$ -	\$ -	118.00

Explanation: Substantiation for exception should be attached Kim drove to Tampa to visit family for Saturday and Sunday.	Trip Grand Total	2,566.54
	Less Cash Advance (Attach copy of Authority check)	
	Less Expenses Prepaid by Authority	1,301.00
	Due Traveler - if positive amount, prepare check request Due Authority - if negative, attach check payable to SDCRAA	\$1,265.54

Note: Send this report to Accounting even if the amount is \$0.

By signing below, TRAVELER: (a) acknowledges understanding and agreeing to be bound by Authority Policy 3.30 - Business and Travel Expense Reimbursement Policy; (b) certifies that this report is true and correct and all claimed expenses were incurred in connection with official Authority business; and (c) understands that any purchases/claims that are not allowed will be traveler's responsibility. By signing below, ADMINISTRATOR certifies, based on reasonable inquiry, that expenses approved in this report were reasonable, necessary, directly related to the Authority's business, and that they are reimbursable under Authority Policy 3.30.

Prepared By: Diane Casey Ext.: 2445
 Traveler's Signature:  Date: 2/14/2020

AUTHORITY CLERK CERTIFICATION ON BEHALF OF EXECUTIVE COMMITTEE (To be completed by Clerk)

I, _____ hereby certify that this document was approved by the Executive Committee at its meeting on _____
 Clerk Signature: _____ Date: _____

Kim Becker
Bonita Springs
02/04 - 02/09/20

Traveltrust Corporation
374 North Coast Hwy 101
Encinitas, CA 92024
Phone: (760) 635-1700

TRAVELTRUST

ADD TO OUTLOOK

Thursday, 21NOV 2019 1:41 PM EST




Passengers: KIMBERLY JANE BECKER (02)

Agency Reference Number: XPZHVZ


Click here to view your current itinerary or ETicket receipt on-line: tripcase.com

American Airlines Confirmation XPZHVZ

Please review your itinerary and report any discrepancies to Traveltrust within 24hrs of receipt

AIR	Tuesday, 4FEB 2020	
American Airlines From: San Diego CA, USA To: Charlotte NC, USA Stops: Nonstop Seats: 05D Equipment: Airbus A321 Jet DEPARTS SAN TERMINAL 2 Frequent Flyer Number: [REDACTED] EXTRA LEG ROOM AISLE SEAT CONFIRMED American Airlines Confirmation number is XPZHVZ		Flight Number: 1651 Class: Q- Coach/Economy Depart: 6:20 AM Arrive: 1:59 PM Duration: 4 hour(s) 39 minute(s) Status: CONFIRMED Miles: 2072 / 3315 KM MEAL: Food and Bev for Purchase
AIR	Tuesday, 4FEB 2020	
American Airlines From: Charlotte NC, USA To: Fort Myers FL, USA Stops: Nonstop Seats: 10C Equipment: Airbus A321 Jet Frequent Flyer Number: [REDACTED] EXIT ROW AISLE SEAT CONFIRMED American Airlines Confirmation number is XPZHVZ		Flight Number: 0569 Class: Q- Coach/Economy Depart: 2:40 PM Arrive: 4:35 PM Duration: 1 hour(s) 55 minute(s) Status: CONFIRMED Miles: 599 / 958 KM
AIR	Sunday, 9FEB 2020	
American Airlines From: Tampa Intl FL, USA To: Charlotte NC, USA Stops: Nonstop Seats: 05D Equipment: Airbus A321 Jet Frequent Flyer Number: [REDACTED] EXTRA LEG ROOM AISLE SEAT CONFIRMED American Airlines Confirmation number is XPZHVZ		Flight Number: 2001 Class: G- Coach/Economy Depart: 1:46 PM Arrive: 3:30 PM Duration: 1 hour(s) 44 minute(s) Status: CONFIRMED Miles: 512 / 819 KM

Kim Becker
Bonita Springs
02/04 - 02/09/20

AIR	Sunday, 9FEB 2020	
American Airlines	Flight Number: 0409	Class: G- Coach/Economy
From: Charlotte NC, USA	Depart: 4:25 PM	
To: San Diego CA, USA	Arrive: 6:45 PM	
Stops: Nonstop	Duration: 5 hour(s) 20 minute(s)	
Seats: 05D	Status: CONFIRMED	Miles: 2072 / 3315 KM
Equipment: Airbus A321 Jet	MEAL: Food and Bev for Purchase	
ARRIVES SAN TERMINAL 2		
Frequent Flyer Number: [REDACTED]		
EXTRA LEG ROOM AISLE SEAT CONFIRMED		
American Airlines Confirmation number is XPZHVZ		

THIS TICKET IS NON-REFUNDABLE AND MUST BE USED FOR THE FLIGHTS BOOKED. IF THE RESERVATION IS NOT USED OR CANCELLED BEFORE THE DEPARTURE OF YOUR FLIGHTS IT MAY HAVE NO VALUE. CONTACT TRAVELTRUST BEFORE YOUR OUTBOUND FLIGHT IF CHANGE IS NECESSARY. AMERICAN AIRLINES CONFIRMATION NUMBER - XPZHVZ FOR EMERGENCY SERVICE FROM UNITED STATES - 888-221-6043

Ticket/Invoice Information

Ticket for: KIMBERLY JANE BECKER
Date issued: 11/20/2019 Invoice Nbr: 5562631
Ticket Nbr: AA7477031928 Electronic Tkt: Yes Amount: 426.00 USD
Base: 356.28 US Tax: 26.72 USD XT Tax: 43.00 USD
Charged to: AX*****1013

Service fee: KIMBERLY JANE BECKER
Date issued: 11/20/2019
Document Nbr: XD0791855043 Amount: 30.00
Charged to: AX*****1013

Total Tickets: 426.00
Total Fees: 30.00
Total Amount: 456.00

Click here 24 hours in advance to obtain boarding passes:
[American](#)

Click here to review Baggage policies and guidelines:
[American](#)

TSA Guidance- a government issued photo id is needed for checkin.
Please allow minimum 3 hour check-in for International flights and 2 hours for Domestic.
For Additional security information visit www.tsa.gov.
All coupons related to this ticket must be used in the sequence purchased or you may be subject to a change in airfare per the carrier's discretion.
Follow us on Twitter @Traveltrustcorp

Thank you for choosing Traveltrust!
Our Business Hours are Sunday 10pm - Friday 10pm Pacific
Saturday from 9am-1pm Pacific.
For EMERGENCY AFTERHOURS assistance in the US, please call 888-221-6043 and use VIP Code SJE72.
You can also use the Direct Dial Number 682-233-1914 or the collect number 682-647-0061.
Each call is billable at a minimum \$25.00 per call/reservation

Kim Becker
Bonita Springs
02/04 - 02/09/20

Casey Diane

From: meetings@aci-na.org
Sent: Wednesday, October 30, 2019 1:00 PM
To: Becker Kimberly; dyamaki@sjc.org
Subject: 2020 CEO Forum & Winter Board of Directors Meeting - Confirmation

10/30/2019



Meeting Confirmation Notice

Please review your **CONTACT** information below as it will be used for rosters and badges. Any changes should be sent to meetings@aci-na.org immediately.

Please note: The company name listed is per your Official Representative to ACI-NA. No changes to Company name is permitted.

Ms. Kimberly J. Becker
President and CEO
Nick Name: Kim
San Diego County Regional Airport Authority
San Diego International Airport PO Box 82776 San Diego, CA 92138-2776

PH: (619) 400-2444
FX:
EM: kbecker@san.org

You are registered for the following:

2020 CEO Forum & Winter Board of Directors Meeting

From Wednesday, February 05, 2020 through Friday, February 07, 2020

Description	UnitPrice	Quantity	Price
Airport Members Registration Fee	\$ 845.00	1	\$ 845.00
		Total	845.00
		Payments	845.00
		Balance	0.00

Thank you for registering for the 2020 CEO Forum & Winter Board of Directors Meeting, February 5-7, 2020. The meeting will be held at the Hyatt Regency Coconut Point in Bonita Springs, FL.

HOTEL RESERVATIONS

Please call the Hyatt Regency Coconut Point directly at (239) 444-1234. Be sure to identify yourself as an ACI-NA Meeting attendee to receive the discounted rate of \$329.00 USD single/double occupancy per night, plus applicable taxes.

The last day to receive this rate is January 6, 2020. Rooms may sell out before this date. Make your reservations early.

Kim Becker
Bonita Springs
02/04 - 02/09/20

Casey Diane

From: meetings@airportscouncil.org
Sent: Wednesday, October 30, 2019 12:06 PM
To: Becker Kimberly
Subject: Your Purchase Information

Dear Ms. Kimberly J. Becker,

Thank you for registering.

Purchase Information

Date of Purchase: **Oct 30 2019 3:05PM**

Ms. Kimberly J. Becker

Purchase Number: **19724**

Payment method: **Credit card**

Card Type: **VISA**

Credit Card Number: *******6785**

Order Number: **107889.00**

Transaction Numbers:

Detail

Code	Type	Description	Quantity	Unit Price	Total
20401/REG	MEETING	Airport Members Registration F	1	\$845.00	\$845.00
				Total:	\$845.00
				Total Payments:	-\$845.00
				Balance:	\$0.00

Registrant Detail

Registrant ID	Registrant Name	Meeting	Confirmation Number
43863	Ms. Kimberly J. Becker	2020 CEO Forum & Winter Board of Directors Meeting	107889



Kim Becker
 Bonita Springs
 02/04 - 02/09/20
**Hyatt Regency Coconut Point
 Resort & Spa**
 5001 Coconut Road
 Bonita Springs, FL 34134
 Tel: 239-444-1234
 Fax: 239-390-4344
 www.coconutpoint.hyatt.com

INVOICE

Mrs Kim Becker

[Redacted Address]

Room No. 0527
 Arrival 02-04-20
 Departure 02-08-20
 Folio Window 1
 Folio No.

Confirmation No. 4668549101
 Group Name Airports Council Intl N America

Date	Description	Charges	Credits
02-04-20	Group Room	329.00	Room 2/4
02-04-20	Room State Sales Tax	21.39	
02-04-20	Room County Occ Tax	16.45	\$ 372.42
02-04-20	Resort Fee	5.00	
02-04-20	Resort Fee State Sales Tax	0.33	
02-04-20	Resort Fee County Occ Tax	0.25	
02-05-20	Group Room	329.00	Room 2/5
02-05-20	Room State Sales Tax	21.39	
02-05-20	Room County Occ Tax	16.45	\$ 372.42
02-05-20	Resort Fee	5.00	
02-05-20	Resort Fee State Sales Tax	0.33	
02-05-20	Resort Fee County Occ Tax	0.25	
02-06-20	Group Room	329.00	Room 2/6
02-06-20	Room State Sales Tax	21.39	
02-06-20	Room County Occ Tax	16.45	\$ 372.42
02-06-20	Resort Fee	5.00	
02-06-20	Resort Fee State Sales Tax	0.33	
02-06-20	Resort Fee County Occ Tax	0.25	

[Redacted Dates and Description]

[Redacted Charges]

Total 1,122.84 0.00

Guest Signature

Balance 1,122.84

I agree that my liability for this bill is not waived and I agree to be held personally liable in the event that the indicated person, company or association fails to pay for any part or the full amount of these charges.

WE HOPE YOU ENJOYED YOUR STAY WITH US!

Thank you for your patronage. Our goal is to exceed your expectations. If we have not done so on this visit, we would appreciate your comments. Please contact Quality Assurance at qualitynaprn@hyatt.com. We would be delighted to assist you.

World of Hyatt Summary

Membership: [Redacted]
 Bonus Codes: [Redacted]
 Qualifying Nights: 4
 Eligible Spend: 1,501.75
 Redemption Eligible: 326.36

Brian Kramer
 General Manager

For inquiries concerning your bill please call 855-869-0846

Please remit payment to:



Kim Becker
Bonita Springs
02/04 - 02/08/20
**Hyatt Regency Coconut Point
Resort & Spa**
5001 Coconut Road
Bonita Springs, FL 34134
Tel: 239-444-1234
Fax: 239-390-4344
www.coconutpoint.hyatt.com

INVOICE

Mrs Kim Becker

8138 Laurel St
San Diego CA 92104

Confirmation No. 4668549101
Group Name Airports Council Intl N America

Room No. 0527
Arrival 02-04-20
Departure 02-08-20
Folio Window 1
Folio No.

Summary Invoice, please see front desk
for eligibility details.

Hyatt Regency Coconut Point
840904 Dallas, TX 75284

Kim Becker
Bonita Springs
02/04-02/09/20


Casey Diane

From: Kim Becker <kbeckersj@yahoo.com>
Sent: Tuesday, February 4, 2020 3:06 PM
To: Casey Diane
Subject: Fwd: Receipt for Your Payment to Lyft

To hotel

Begin forwarded message:

From: "service@paypal.com" <service@paypal.com>
Date: February 4, 2020 at 6:05:11 PM EST
To: Kimberly Becker <kbeckersj@yahoo.com>
Subject: Receipt for Your Payment to Lyft



Feb 4, 2020 15:04:42 PST
Transaction ID: 66T0235384946350C

Hello Kimberly Becker,

You sent a payment of \$30.28 USD to Lyft
(support@lyft.com)

It may take a few moments for this transaction to appear in your account.

Merchant
Lyft
support@lyft.com

Instructions to merchant
You haven't entered any instructions.

Description	Unit price	Qty	Amount
	\$28.28 USD	1	\$28.28 USD

Kim Becken
Bonita Springs
02/04 - 02/09/20

Subtotal	\$28.28 USD
Tax	\$2.00 USD
Total	\$30.28 USD

Payment \$30.28 USD

Payment sent to support@lyft.com
Payment sent from [REDACTED]

Funding Sources Used (Total)

LOGIX FEDERAL CREDIT UNION [REDACTED] \$30.28 USD

Invoice ID: d4e9920787eb6452_1368157768937709236_723af46c

Issues with this transaction?

You have 180 days from the date of the transaction to open a dispute in the Resolution Center.



Questions? Go to the Help Center at www.paypal.com/help.

Please do not reply to this email. This mailbox is not monitored and you will not receive a response. For assistance, log in to your PayPal account and click **Help** in the top right corner of any PayPal page or please contact us toll free at 1-888-221-1161.

You can receive plain text emails instead of HTML emails. To change your Notifications preferences, log in to your account, go to your Profile, and click **My settings**.

Copyright © 1999-2020 PayPal, Inc. All rights reserved. PayPal is located at 2211 N. First St., San Jose, CA 95131.

PayPal PPX001066:1.1:444585aed29b0



FY 2020 Per Diem Rates for Florida

Meals & Incidentals (M&IE) Breakdown

Primary Destination	County	M&IE Total	Continental Breakfast/Breakfast	Lunch	Dinner	Incidental Expenses	First & Last Day of Travel
Fort Myers	Lee	\$61	\$14	\$16	\$26	\$5	\$45.75
Naples	Collier	\$66	\$16	\$17	\$28	\$5	\$49.50

Kim Becker
Bonita Springs
02/04 - 02/09/20

SAN DIEGO COUNTY REGIONAL AIRPORT AUTHORITY OUT-OF-TOWN TRAVEL REQUEST

GENERAL INSTRUCTIONS:

- A. All out-of-town travel requests must conform to applicable provisions of Policy 3.30.
- B. Once traveler completes form, submit to the traveler's Administrator for approval (for Board Members, President/CEO, General Counsel and Chief Auditor, Administrator is Board Executive Committee).

TRAVELER INFORMATION:

Traveler Name: Kimberly J. Becker Department: Executive, BU6
 Position: Board Member President/CEO General Counsel Chief Auditor
 All Other Authority Employees

DATE OF REQUEST: 10/18/19 DATE OF DEPARTURE/RETURN: 02/04/2020 / 02/09/20

DESTINATION / BUSINESS PURPOSE:

Destination: Bonita Springs, FL

Business Purpose: ACI-NA CEO Forum & Winter Board of Directors Meeting

PROJECTED OUT-OF-TOWN TRAVEL EXPENSES:

A. Transportation Costs:	
• Airfare <input type="checkbox"/> check box for business class or equivalent (international only)	\$ 525.00
• Rental Car	\$
• Other Transportation (Taxi, TNC, Train, Bus)	\$ 100.00
• Auto (Gas, Parking/Tolls, Mileage)	\$
B. Lodging	\$ 1050.00
C. Meals and Incidental Expenses (Per Diem)	\$ 200.00
D. Seminar and Conference Fees	\$ 845.00
E. Entertainment	\$
TOTAL PROJECTED TRAVEL EXPENSES	\$ 2720.00

CERTIFICATION BY TRAVELER

By my signature below, I certify the following:

- 1. The above-listed projected out-of-town travel expenses conform to Policy 3.30, are reasonable and directly related to Authority business; and
- 2. I have attended training regarding my responsibilities pursuant to Policy 3.30 within the past two years.

Travelers Signature:  Date: 10.18.19


CERTIFICATION BY ADMINISTRATOR (If Administrator is Executive Committee, Clerk certifies below.)

By my signature below, I certify the following:

- 1. I have reviewed this out-of-town travel request and made inquiries to determine that the out-of-town travel and identified expenses are directly related to and necessary for the advancement of the Authority's business and reasonable in comparison to the anticipated benefits to the Authority; and
- 2. I have attended training regarding my responsibilities pursuant to Policy 3.30 within the past two years.

Administrator's Signature: _____ Date: _____

AUTHORITY CLERK CERTIFICATION ON BEHALF OF EXECUTIVE COMMITTEE

I,  (Name of Clerk) certify that this document was approved by the Executive Committee at its October 28, 2019 (Meeting Date) meeting.



Kim Becker
Donita Springs
02/04 - 02/09/20
Hosted By



Tuesday, February 4, 2020

- 11:00 AM – 1:30 PM **Executive Committee and ACI-NA Past Chairs Meeting** *Invite Only*
- 2:00 PM – 5:00 PM **Executive Committee Meeting** *Invite Only*

Wednesday, February 5, 2020

- 8:00 AM – 3:00 PM **Registration**
- 8:00 AM – 9:00 AM **Networking Breakfast**
- 8:00 AM – 11:00 AM **Canadian Large Airport Caucus Meeting** *Airports Only*
- 8:00 AM – 11:00 AM **Canadian Small Airport Caucus Meeting** *Airports Only*
- 8:00 AM – 11:00 AM **U.S. Small Airports Committee Meeting** *Airports Only*
- 9:00 AM – 11:00 AM **U.S. Medium Hub Committee Meeting** *Airports Only*
- 9:00 AM – 11:00 AM **U.S. Large Hub Committee Meeting** *Airports Only*
- 11:30 AM – 1:30 PM **Lunch and Joint U.S. and Canadian Policy Council Meeting** *Airports Only*
- 1:45 PM – 3:15 PM **U.S. Policy Council Meeting**
- 1:45 PM – 3:15 PM **Canadian Policy Council and Membership Meeting**
- 3:30 PM – 4:30 PM **ACI-NA Board of Directors Meeting**
- 4:30 PM – 5:30 PM ~~WBP/Associates Board of Directors Meeting~~ *Concession mtg
Estero C
Candace McGraw*
- 5:45 PM – 7:00 PM **Welcome Networking Reception**
- 7:00 PM **ACI-NA Political Action Committee Dinner**
Separate registration required. Contact Rachel Tristan at rtristan@airportscouncil.org for details.



Kim Becker
Bonita Springs
02/04 - 02/09/20

As of October 15, 2019.
Working agenda subject to change.

Thursday, February 6, 2020

- 7:00 AM – 3:00 PM **Registration**
- 8:00 AM – 9:00 AM **Exec-to-Exec Meeting**
ACI-NA and WBP/Associates Board Executive Committee Members Only
- 8:00 AM – 9:00 AM **Networking Breakfast**
- 9:00 AM – 9:15 AM **Welcome and Introductions**

Lew Bleiweis, A.A.E., *Chair-Elect, ACI-NA and Executive Director, The Greater Asheville Regional Airport Authority*
Kevin M. Burke, *President & CEO, ACI-NA*
- 9:15 AM – 9:30 AM **State of the Association**

Kevin M. Burke, *President & CEO, ACI-NA*
- 9:30 AM – 10:30 AM **Travel Industry Trends & Where Airports Can Make Their Mark**
Demographics, changing expectations and greater reliance on technology are all factors creating disruption in the travel industry. What strategies are other sectors in the industry employing to take advantage of the dynamic environment we now face and how can airport operators be a part of the travel industry revolution?

Rafat Ali, *Chief Executive Officer & Founder, Skift*
- 10:30 AM – 11:00 AM **Morning Networking Break**
- 11:00 AM – 12:00 PM **Global Security Approaches**
Airports share many similarities with other large facilities where large groups of people pass through on a constant basis. Securing these facilities requires a continual state of vigilance – always staying ahead of those who seek to inflict damage and suffering. This panel will discuss strategies and best practices from other industries for ensuring the highest level of protection and security no matter the circumstances.

Jennifer Sullivan, *Senior Director, Corporate Security, Maple Leafs Sports & Entertainment*

Kim Becker
Banta Springs
02/04 - 02/07/20
As of October 15, 2019.
Working agenda subject to change.

12:00 PM – 1:00 PM

Networking Lunch

1:00 PM – 1:45 PM

Trends & Benchmarks in Executive Compensation

Competition for the top spots at airports is as high as it has ever been and organizations are negotiating strong compensation packages to attract or retain the highest level of talent. Hear from a renowned recruiting executive on the latest strategies and tactics to ensure you and your team are keeping up with your peers.

Michael Bell, *Senior Client Partner, Aviation & Aerospace, Korn/Ferry International*

1:45 PM – 2:30 PM

Don't Get Hacked – Best Practices in Cyber Hygiene

This session will feature an exciting, informative and entertaining look at real world cyber threats, cases and solutions. This includes threats from employees and physical attacks, as well as interruptions in IT services from organized crime, cyber terrorists and nation states. Learn about actions you should take today to innovate and protect your airports and the ecosystems of your partners.

Bryan Hurd, *Vice President, Head of Office – Seattle, Aon Cyber Solutions*

2:30 PM – 3:30 PM

Airport Director's Roundtable

Airport CEOs Only

Deputy Director's Roundtable

*Preparing for the Next Level with Michael Bell
Airports Only*

3:30 PM – 6:00 PM

Networking Time

4:30 - 6:00 pm

6:00 PM – 7:00 PM

Networking Reception

EWIA Happy Hour
mangroves Bar

Friday, February 7, 2020

7:30 AM – 8:15 AM

Networking Breakfast

8:15 AM – 9:15 AM

Closing Keynote

9:30 AM – 11:15 AM

Moderated Open Discussion Roundtable *Airports Only*

In this closed-door session, your airport director peers will discuss the most urgent issues facing the airport c-suite. Please take a moment to complete [this survey](#) to submit the topics you want to discuss face-to-face with other airport executives.

Kim -
Discussion Leader

11:15 AM – 11:30 AM

ACI-NA Wrap-Up & Conclusion

Kevin M. Burke, *President & CEO, ACI-NA*

Lew Bleiweis, *Chair-Elect, ACI-NA and Executive Director, The Greater Asheville Regional Airport Authority*

11:30 AM

Adjourn

Board Members

C. April Boling
Chairman

Catherine Blakespear
Greg Cox
Mark Kersey
Robert T. Lloyd
Paul McNamara
Paul Robinson
Johanna S. Schiavoni
Mark B. West

Ex-Officio Board Members

Cory Binns
Col. Charles B. Dockery
Gayle Miller

President / CEO

Kimberly J. Becker

DRAFT
BOARD
AGENDA

Thursday, March 5, 2020
9:00 A.M.

San Diego International Airport
SDCRAA Administration Building – Third Floor
Board Room
3225 N. Harbor Drive
San Diego, California 92101

Live webcasts of Authority Board meetings can be accessed at
<http://www.san.org/Airport-Authority/Meetings-Agendas/Authority-Board>

This Agenda contains a brief general description of each item to be considered. The indication of a recommended action does not indicate what action (if any) may be taken. ***Please note that agenda items may be taken out of order.*** If comments are made to the Board without prior notice or are not listed on the Agenda, no specific answers or responses should be expected at this meeting pursuant to State law.

Staff Reports and documentation relating to each item of business on the Agenda are on file in Board Services and are available for public inspection.

NOTE: Pursuant to Authority Code Section 2.15, all Lobbyists shall register as an Authority Lobbyist with the Authority Clerk within ten (10) days of qualifying as a lobbyist. A qualifying lobbyist is any individual who receives \$100 or more in any calendar month to lobby any Board Member or employee of the Authority for the purpose of influencing any action of the Authority. To obtain Lobbyist Registration Statement Forms, contact the Board Services/Authority Clerk Department.

PLEASE COMPLETE A "REQUEST TO SPEAK" FORM PRIOR TO THE COMMENCEMENT OF THE MEETING AND SUBMIT IT TO THE AUTHORITY CLERK. ***PLEASE REVIEW THE POLICY FOR PUBLIC PARTICIPATION IN BOARD AND BOARD COMMITTEE MEETINGS (PUBLIC COMMENT) LOCATED AT THE END OF THE AGENDA.***

The Authority has identified a local company to provide oral interpreter and translation services for public meetings. If you require oral interpreter or translation services, please telephone the Board Services /Authority Clerk Department with your request at (619) 400-2400 at least three (3) working days prior to the meeting.

CALL TO ORDER:

PLEDGE OF ALLEGIANCE:

ROLL CALL:

PRESENTATIONS:

- A. RECOGNITION OF “FLY QUIET” AWARD RECIPIENTS BY THE AIRPORT NOISE ADVISORY COMMITTEE (ANAC):**
Presented by Sjohnna Knack, Program Manager, Planning & Environmental Affairs
- B. SDCERS PENSION UPDATE – REPORT ON THE ACTUALIAL VALUATION AS OF JUNE 30, 2019 AND FUTURE FUNDING REQUIREMENTS:**
Presented by Gregg Rademacher, Chief Executive Officer, SDCERS and Marcelle Voorhies Rossman, Chief Benefits Officer, SDCERS
- C. DISCUSSION REGARDING THE PARAMETERS FOR THE FISCAL YEAR 2021 AND FISCAL YEAR 2022 OPERATING BUDGETS:**
Presented by Scott Brickner, Vice President, Treasurer/Chief Financial Officer and John Dillon, Director, Finance and Risk Management

REPORTS FROM BOARD COMMITTEES, AD HOC COMMITTEES, AND CITIZEN COMMITTEES AND LIAISONS:

- **AUDIT COMMITTEE:**
Committee Members: Blakespear, Kersey (Chair), McNamara, Tartre, Vann, Van Sambeek, West
- **CAPITAL IMPROVEMENT PROGRAM OVERSIGHT COMMITTEE:**
Committee Members: Cox, Kersey, Lloyd, Robinson, West (Chair)
- **EXECUTIVE PERSONNEL AND COMPENSATION COMMITTEE:**
Committee Members: Boling, Cox, Robinson, Schiavoni (Chair)
- **FINANCE COMMITTEE:**
Committee Members: Blakespear, Kersey (Chair), McNamara, Schiavoni

ADVISORY COMMITTEES

- **AUTHORITY ADVISORY COMMITTEE:**
Liaison: Robinson (Primary), Schiavoni
- **ARTS ADVISORY COMMITTEE:**
Committee Member: Robert H. Gleason

LIAISONS

- **CALTRANS:**
Liaison: Binns
- **INTER-GOVERNMENTAL AFFAIRS:**
Liaison: Cox
- **MILITARY AFFAIRS:**
Liaison: Dockery
- **PORT:**
Liaisons: Boling (Primary), Cox, Robinson
- **WORLD TRADE CENTER:**
Representatives: Robert H. Gleason

BOARD REPRESENTATIVES (EXTERNAL)

- **SANDAG BOARD OF DIRECTORS:**
Representative: Boling (Primary), Robinson
- **SANDAG TRANSPORTATION COMMITTEE:**
Representatives: Schiavoni (Primary), West

CHAIR'S REPORT:

PRESIDENT/CEO'S REPORT:

NON-AGENDA PUBLIC COMMENT:

Non-Agenda Public Comment is reserved for members of the public wishing to address the Board on matters for which another opportunity to speak **is not provided on the Agenda**, and which is within the jurisdiction of the Board. Please submit a completed speaker slip to the Authority Clerk. ***Each individual speaker is limited to three (3) minutes. Applicants, groups and jurisdictions referring items to the Board for action are limited to five (5) minutes.***

Note: Persons wishing to speak on specific items should reserve their comments until the specific item is taken up by the Board.

CONSENT AGENDA (Items 1-8):

The consent agenda contains items that are routine in nature and non-controversial. Some items may be referred by a standing Board Committee or approved as part of the budget process. The matters listed under 'Consent Agenda' may be approved by one motion. Any Board Member may remove an item for separate consideration. Items so removed will be heard before the scheduled New Business Items, unless otherwise directed by the Chair.

1. APPROVAL OF MINUTES:

RECOMMENDATION: Approve the minutes of the February 6, 2020 regular meetings.

2. ACCEPTANCE OF BOARD AND COMMITTEE MEMBERS WRITTEN REPORTS ON THEIR ATTENDANCE AT APPROVED MEETINGS AND PRE-APPROVAL OF ATTENDANCE AT OTHER MEETINGS NOT COVERED BY THE CURRENT RESOLUTION:

RECOMMENDATION: Accept the reports and pre-approve Board Member attendance at other meetings, trainings and events not covered by the current resolution.

(Board Services: Tony R. Russell, Director/Authority Clerk)

3. AWARDED CONTRACTS, APPROVED CHANGE ORDERS FROM JANUARY 13, 2019 THROUGH FEBRUARY 9, 2020 AND REAL PROPERTY AGREEMENTS GRANTED AND ACCEPTED FROM JANUARY 13, 2019 THROUGH FEBRUARY 9, 2020:

RECOMMENDATION: Receive the report.

(Procurement: Jana Vargas, Director)

4. MARCH 2020 LEGISLATIVE REPORT:

RECOMMENDATION: Adopt Resolution No. 2020-_____, approving the March 2020 Legislative Report.

(Government Relations: Matt Harris, Director)

CLAIMS

5. REJECT THE CLAIM OF BARBARA LEONARD:

RECOMMENDATION: Adopt Resolution No. 2020-_____, rejecting the claim of Barbara Leonard.

(Legal: Amy Gonzalez, General Counsel)

COMMITTEE RECOMMENDATIONS

6. FISCAL YEAR 2020 SECOND QUARTER REPORT FROM THE OFFICE OF THE CHIEF AUDITOR:

RECOMMENDATION: The Audit Committee recommends that the Board accept the report.

(Audit: Lee Parravano, Chief Auditor)

CONTRACTS AND AGREEMENTS

7. **AWARD A CONTRACT TO S&L SPECIALTY CONSTRUCTION, INC. FOR QUIETER HOME PROGRAM PHASE 10, GROUP 6, PROJECT NO. 381006 TWENTY-SEVEN (27) NON-HISTORIC SINGLE-FAMILY UNITS ON EIGHTEEN (18) RESIDENTIAL PROPERTIES LOCATED EAST AND WEST OF THE SAN DIEGO INTERNATIONAL AIRPORT:**

RECOMMENDATION: Adopt Resolution No. 2020-_____, awarding a contract to S&L Specialty Construction, Inc. in the amount of \$992,406.37 for Phase 10, group 6, Project No. 381006, of the San Diego County Regional Airport Authority's ("Authority") Quieter Home Program.

(Facilities Management: David LaGuardia, Director)

8. **APPROVE AND AUTHORIZE THE PRESIDENT/CEO TO EXECUTE A FOURTH AMENDMENT TO THE AGREEMENT WITH DEVANEY PATE MORRIS & CAMERON LLP:**

RECOMMENDATION: Adopt Resolution No. 2020-_____ approving and authorizing the President/CEO to execute a Fourth Amendment to the Agreement with Devaney Pate Morris & Cameron LLP for professional legal services extending the term for one year.

(Government Relations: Matt Harris, Director)

CONTRACTS AND AGREEMENTS AND/OR AMENDMENTS TO CONTRACTS AND AGREEMENTS EXCEEDING \$1 MILLION

PUBLIC HEARINGS:

OLD BUSINESS:

NEW BUSINESS:

9. **AUTHORIZE THE PRESIDENT/CEO TO GRANT A 30-YEAR LEASE TO SAN FUEL COMPANY LLC TO DESIGN, BUILD, OPERATE AND MAINTAIN A FUEL FACILITY AT SAN DIEGO INTERNATIONAL AIRPORT AND AUTHORIZE THE PRESIDENT/CEO TO CONSENT TO RELATED ANCILLARY AGREEMENTS:**

RECOMMENDATION: Adopt Resolution No. 2020-XXXX authorizing the President/CEO to grant a thirty-year lease with to SAN Fuel Company LLC to design, build, operate and maintain a fuel facility at San Diego International Airport.

RECOMMENDATION: Adopt Resolution No. 2020-XXX authorizing the President/CEO to consent to Ancillary Agreements related to the operation of the fuel facility by SAN Fuel Company LLC at San Diego International Airport.

(Planning & Environmental Affairs: Ted Anasis, Manager, Airport Planning)

CLOSED SESSION:

- 10. CONFERENCE WITH LEGAL COUNSEL – EXISTING LITIGATION:**
(Paragraph (1) of subdivision (d) of Cal. Gov. Code §54956.9)
Name of Case: San Diego County Regional Airport Authority v. American Car Rental, Inc., San Diego Superior Court Case No. 37-2016-00024056-CL-BC-CTL
- 11. CONFERENCE WITH LEGAL COUNSEL-EXISTING LITIGATION:**
(Paragraph (1) of subdivision (d) of Cal. Gov. Code §54956.9)
Name of Case: Future DB International, Inc. v. San Diego County Regional Airport Authority, et al.
San Diego Superior Court Case No. 37-2018-00001531-CU-CR-CTL
- 12. CONFERENCE WITH LEGAL COUNSEL – EXISTING LITIGATION:**
(Paragraph (1) of subdivision (d) of Cal. Gov. Code §54956.9)
Name of Case: Park Assist LLC v. San Diego County Regional Airport Authority, et al.
United States District Court Case No. 18 CV2068 LAB MDD
- 13. CONFERENCE WITH LEGAL COUNSEL-EXISTING LITIGATION:**
(Paragraph (1) of subdivision (d) of Cal. Gov. Code §54956.9)
Name of Case: M.W. Vasquez Construction Co. Inc. v. San Diego County Regional Airport Authority, et al.
San Diego Superior Court Case No. 37-2019-000215
- 14. CONFERENCE WITH LEGAL COUNSEL – ANTICIPATED LITIGATION:**
(Initiation of litigation pursuant to paragraph (4) of subdivision (d) of Cal. Gov. Code §54956.9)
Number of cases: 2
- 15. CONFERENCE WITH LEGAL COUNSEL – ANTICIPATED LITIGATION:**
(Significant exposure to litigation pursuant to paragraph (2) of subdivision (d) of Cal. Gov. Code §54956.9)
Investigative Order No. R9-2012-0009 by the California Regional Water Quality Control Board pertaining to an investigation of bay sediments at the Downtown Anchorage Area in San Diego.
Number of potential cases: 1
- 16. CONFERENCE WITH LEGAL COUNSEL – ANTICIPATED LITIGATION:**
(Significant exposure to litigation pursuant to paragraph (2) of subdivision (d) of Cal. Gov. Code §54956.9)
Navy Boat Channel Environmental Remediation
Number of potential cases: 1
- 17. CONFERENCE WITH LEGAL COUNSEL – ANTICIPATED LITIGATION:**
(Significant exposure to litigation pursuant to paragraph (2) of subdivision (d) of Cal. Gov. Code §54956.9)
Number of potential cases: 1

- 18. CONFERENCE WITH LEGAL COUNSEL – ANTICIPATED LITIGATION:**
(Significant exposure to litigation pursuant to paragraph (2) of subdivision (d) of Cal. Gov. Code §54956.9)
Order No. WQ 2019-0005-DWQ by the State Water Resources Control Board pertaining to PFAS
Number of potential cases: 1

REPORT ON CLOSED SESSION:

GENERAL COUNSEL REPORT:

BUSINESS AND TRAVEL EXPENSE REIMBURSEMENT REPORTS FOR BOARD MEMBERS, PRESIDENT/CEO, CHIEF AUDITOR AND GENERAL COUNSEL WHEN ATTENDING CONFERENCES, MEETINGS, AND TRAINING AT THE EXPENSE OF THE AUTHORITY:

BOARD COMMENT:

ADJOURNMENT:

**Policy for Public Participation in Board, Airport Land Use Commission (ALUC),
and Committee Meetings (Public Comment)**

- 1) Persons wishing to address the Board, ALUC, and Committees shall complete a "Request to Speak" form prior to the initiation of the portion of the agenda containing the item to be addressed (e.g., Public Comment and General Items). Failure to complete a form shall not preclude testimony, if permission to address the Board is granted by the Chair.
- 2) The Public Comment Section at the beginning of the agenda is reserved for persons wishing to address the Board, ALUC, and Committees on any matter for which another opportunity to speak is not provided on the Agenda, and on matters that are within the jurisdiction of the Board.
- 3) Persons wishing to speak on specific items listed on the agenda will be afforded an opportunity to speak during the presentation of individual items. Persons wishing to speak on specific items should reserve their comments until the specific item is taken up by the Board, ALUC and Committees.
- 4) If many persons have indicated a desire to address the Board, ALUC and Committees on the same issue, then the Chair may suggest that these persons consolidate their respective testimonies. Testimony by members of the public on any item shall be limited to **three (3) minutes per individual speaker and five (5) minutes for applicants, groups and referring jurisdictions.**
- 5) Pursuant to Authority Policy 1.33 (8), recognized groups must register with the Authority Clerk prior to the meeting.
- 6) After a public hearing or the public comment portion of the meeting has been closed, no person shall address the Board, ALUC, and Committees without first obtaining permission to do so.

Additional Meeting Information

NOTE: This information is available in alternative formats upon request. To request an Agenda in an alternative format, or to request a sign language or oral interpreter, or an Assistive Listening Device (ALD) for the meeting, please telephone the Authority Clerk's Office at (619) 400-2400 at least three (3) working days prior to the meeting to ensure availability.

For your convenience, the agenda is also available to you on our website at www.san.org.

For those planning to attend the Board meeting, parking is available in the public parking lot located directly in front of the Administration Building. Bring your ticket to the third floor receptionist for validation.

You may also reach the SDCRAA Building by using public transit via the San Diego MTS System, Route 992. For route and fare information, please call the San Diego MTS at (619) 233-3004 or 511.

Board Members

C. April Boling
Chairman

Catherine Blakespear
Greg Cox
Mark Kersey
Robert T. Lloyd
Paul McNamara
Paul Robinson
Johanna S. Schiavoni
Mark B. West

Ex-Officio Board Members

Cory Binns
Col. Charles B. Dockery
Gayle Miller

President / CEO

Kimberly J. Becker

DRAFT
AIRPORT LAND USE COMMISSION
AGENDA

Thursday, March 5, 2020
9:00 AM or immediately following the Board Meeting
San Diego International Airport
SDCRAA Administration Building – Third Floor
Board Room
3225 N. Harbor Drive
San Diego, California 92101

**Live webcasts of Authority Board meetings can be accessed at
<http://www.san.org/Airport-Authority/Meetings-Agendas/ALUC>**

Pursuant to California Public Utilities Code §§ 21670-21679.5, the Airport Land Use Commission ("Commission") is responsible for coordinating the airport planning of public agencies within San Diego County. The Commission has the legal responsibility to formulate airport land use compatibility plans ("ALUCPs") that will (a) provide for the orderly growth of each public airport and the areas surrounding the airport within the County and (b) safeguard the general welfare of the inhabitants within the vicinity of each airport and the public in general. Pursuant to §21670.3, the San Diego County Regional Airport Authority serves as the Commission.

This Agenda contains a brief general description of each item to be considered. The indication of a recommended action does not indicate what action (if any) may be taken. **Please note that agenda items may be taken out of order.** If comments are made to the Commission without prior notice or are not listed on the Agenda, no specific answers or responses should be expected at this meeting pursuant to State law.

Staff Reports and documentation relating to each item of business on the Agenda are on file in the Board Services/Authority Clerk Department and are available for public inspection.

NOTE: Pursuant to Authority Code Section 2.15, all Lobbyists shall register as an Authority Lobbyist with the Authority Clerk within ten (10) days of qualifying as a lobbyist. A qualifying lobbyist is any individual who receives \$100 or more in any calendar month to lobby any Commission Member or employee of the Authority for the purpose of influencing any action of the Authority. To obtain Lobbyist Registration Statement Forms, contact the Board Services/Authority Clerk Department.

PLEASE COMPLETE A "REQUEST TO SPEAK" FORM PRIOR TO THE COMMENCEMENT OF THE MEETING AND SUBMIT IT TO THE AUTHORITY CLERK. **PLEASE REVIEW THE POLICY FOR PUBLIC PARTICIPATION IN BOARD AND BOARD COMMISSION MEETINGS (PUBLIC COMMENT) LOCATED AT THE END OF THE AGENDA.**

CALL TO ORDER:

PLEDGE OF ALLEGIANCE:

ROLL CALL:

PRESENTATIONS:

NON-AGENDA PUBLIC COMMENT:

Non-Agenda Public Comment is reserved for members of the public wishing to address the Commission on matters for which another opportunity to speak **is not provided on the Agenda**, and which is within the jurisdiction of the Commission. Please submit a completed speaker slip to the Authority Clerk. ***Each individual speaker is limited to three (3) minutes. Applicants, groups and jurisdictions referring items to the Board for action are limited to five (5) minutes.***

Note: Persons wishing to speak on specific items should reserve their comments until the specific item is taken up by the Commission.

CONSENT AGENDA (Items 1-2):

The Consent Agenda contains items that are routine in nature and non-controversial. It also contains consistency determinations that have been deemed consistent or conditionally consistent. The matters listed under 'Consent Agenda' may be approved by one motion. Any Commission Member may remove an item for separate consideration. Items so removed will be heard before the scheduled New Business items, unless otherwise directed by the Chair.

1. APPROVAL OF MINUTES:

RECOMMENDATION: Approve the minutes of the February 6, 2020 regular meeting.

CONSISTENCY DETERMINATIONS

2. REPORT OF DETERMINATIONS OF CONSISTENCY WITH AIRPORT LAND USE COMPATIBILITY PLANS: SAN DIEGO INTERNATIONAL AIRPORT (3374 C STREET, CITY OF SAN DIEGO)

RECOMMENDATION: Receive the report.

(Planning & Environmental Affairs: Ralph Redman)

PUBLIC HEARINGS:

OLD BUSINESS:

NEW BUSINESS:

COMMISSION COMMENT:

ADJOURNMENT:

**Policy for Public Participation in Board, Airport Land Use Commission (ALUC),
and Committee Meetings (Public Comment)**

- 1) Persons wishing to address the Board, ALUC, and Committees shall complete a "Request to Speak" form prior to the initiation of the portion of the agenda containing the item to be addressed (e.g., Public Comment and General Items). Failure to complete a form shall not preclude testimony, if permission to address the Board is granted by the Chair.
- 2) The Public Comment Section at the beginning of the agenda is reserved for persons wishing to address the Board, ALUC, and Committees on any matter for which another opportunity to speak is not provided on the Agenda, and on matters that are within the jurisdiction of the Board.
- 3) Persons wishing to speak on specific items listed on the agenda will be afforded an opportunity to speak during the presentation of individual items. Persons wishing to speak on specific items should reserve their comments until the specific item is taken up by the Board, ALUC and Committees.
- 4) If many persons have indicated a desire to address the Board, ALUC and Committees on the same issue, then the Chair may suggest that these persons consolidate their respective testimonies. Testimony by members of the public on any item shall be limited to **three (3) minutes per individual speaker and five (5) minutes for applicants, groups and referring jurisdictions.**
- 5) Pursuant to Authority Policy 1.33 (8), recognized groups must register with the Authority Clerk prior to the meeting.
- 6) After a public hearing or the public comment portion of the meeting has been closed, no person shall address the Board, ALUC, and Committees without first obtaining permission to do so.

Additional Meeting Information

NOTE: This information is available in alternative formats upon request. To request an Agenda in an alternative format, or to request a sign language or oral interpreter, or an Assistive Listening Device (ALD) for the meeting, please telephone the Authority Clerk's Office at (619) 400-2400 at least three (3) working days prior to the meeting to ensure availability.

For your convenience, the agenda is also available to you on our website at www.san.org.

For those planning to attend the Board meeting, parking is available in the public parking lot located directly in front of the Administration Building. Bring your ticket to the third floor receptionist for validation.

You may also reach the SDCRAA Building by using public transit via the San Diego MTS System, Route 992. For route and fare information, please call the San Diego MTS at (619) 233-3004 or 511.