

SAN DIEGO COUNTY REGIONAL AIRPORT AUTHORITY

Board Members

C. April Boling
Chairman

Greg Cox
Mark Kersey
Robert T. Lloyd
Paul McNamara
Paul Robinson
Johanna S. Schiavoni
Michael Schumacher
Mark B. West

SPECIAL BOARD and EXECUTIVE/FINANCE COMMITTEE MEETING

AGENDA

Thursday, December 19, 2019
9:00 A.M.

San Diego International Airport
SDCRAA Administration Building -- Third Floor
Board Room
3225 N. Harbor Drive
San Diego, CA 92101

Ex-Officio Board Members

Gustavo Dallarda
Col. Charles B. Dockery
Gayle Miller

President / CEO

Kimberly J. Becker

This Agenda contains a brief general description of each item to be considered. The indication of a recommended action does not indicate what action (if any) may be taken. If comments are made to the Committee without prior notice or are not listed on the Agenda, no specific answers or responses should be expected at this meeting pursuant to State law. ***Please note that agenda items may be taken out of order.***

Staff Reports and documentation relating to each item of business on the Agenda are on file with the Board Services department and are available for public inspection.

***NOTE:** This Committee Meeting also is noticed as a Special Meeting of the Board to (1) foster communication among Board members in compliance with the Brown Act; and (2) preserve the advisory function of the Committee.

Board members who are not members of this Committee may attend and participate in Committee discussions. Since sometimes more than a quorum of the Board may be in attendance, to comply with the Brown Act, this Committee meeting also is noticed as a Special Meeting of the Board.

To preserve the proper function of the Committee, only members officially assigned to this Committee are entitled to vote on any item before the Committee. This Committee only has the power to review items and make recommendations to the Board. Accordingly, this Committee cannot, and will not, take any final action that is binding on the Board or the Authority, even if a quorum of the Board is present.

PLEASE COMPLETE A "REQUEST TO SPEAK" FORM PRIOR TO THE COMMENCEMENT OF THE MEETING AND SUBMIT IT TO THE AUTHORITY CLERK. ***PLEASE REVIEW THE POLICY FOR PUBLIC PARTICIPATION IN BOARD AND BOARD COMMITTEE MEETINGS (PUBLIC COMMENT) LOCATED AT THE END OF THE AGENDA.***

CALL TO ORDER:

PLEDGE OF ALLEGIANCE:

ROLL CALL:

Board

Board Members: Boling (Chair), Cox, Dallarda (Ex-Officio), Dockery (Ex-Officio), Kersey, Lloyd, McNamara, Miller (Ex-Officio), Robinson, Schiavoni, Schumacher, West,

Executive Committee

Committee Members: Boling (Chairman), Robinson, Schumacher

Finance Committee

Committee Members: Cox (Chairman), Lloyd, Schiavoni, West

NON-AGENDA PUBLIC COMMENT:

Non-Agenda Public Comment is reserved for members of the public wishing to address the Committee on matters for which another opportunity to speak **is not provided on the Agenda**, and which is within the jurisdiction of the Committee. Please submit a completed speaker slip to the Authority Clerk. ***Each individual speaker is limited to three (3) minutes. Applicants, groups and jurisdictions referring items to the Board for action are limited to five (5) minutes.***

Note: Persons wishing to speak on specific items should reserve their comments until the specific item is taken up by the Board.

NEW BUSINESS:

BOARD:

1. APPOINTMENTS TO BOARD COMMITTEES, LIAISON POSITIONS, OTHER REPRESENTATIVE AND ALTERNATE POSITIONS:

The Board is requested to make appointments.

RECOMMENDATION: Adopt Resolution No. 2019-0112, ratifying the emergency appointment of Johanna Schiavoni to the Executive Personnel and Compensation Committee and designating her as Chair of the Committee and appointing April Boling as the primary advisory member and Paul Robinson as the alternate advisory member to the SANDAG Board of Directors.

(Board Services: Tony R. Russell, Director/Authority Clerk)

FINANCE COMMITTEE:

2. **REVIEW OF THE UNAUDITED FINANCIAL STATEMENTS FOR THE FIVE MONTHS ENDED NOVEMBER 30, 2019:**
Presented by: Kathy Kiefer, Senior Director, Finance and Asset Management
3. **REVIEW OF THE AUTHORITY'S INVESTMENT REPORT AS OF NOVEMBER 30, 2019:**
Presented by: Geoff Bryant, Manager, Airport Finance

EXECUTIVE COMMITTEE:

4. **APPROVAL OF MINUTES:**
RECOMMENDATION: Approve the minutes of the November 25, 2019 regular meeting.
5. **PRE-APPROVAL OF TRAVEL REQUESTS AND APPROVAL OF BUSINESS AND TRAVEL EXPENSE REIMBURSEMENT REQUESTS FOR BOARD MEMBERS, THE PRESIDENT/CEO, THE CHIEF AUDITOR AND GENERAL COUNSEL:**
RECOMMENDATION: Pre-approve travel requests and approve business and travel expense reimbursement requests.
Presented by Tony R. Russell, Director, Board Services/Authority Clerk
6. **REVIEW OF THE PROPOSED 2020 MASTER CALENDAR OF BOARD AND COMMITTEE MEETINGS:**
RECOMMENDATION: Forward this item to the Board with a recommendation for approval.
Presented by Tony R. Russell, Director, Board Services/Authority Clerk

REVIEW OF FUTURE AGENDAS:

7. **REVIEW OF THE DRAFT AGENDA FOR THE JANUARY 9, 2019 BOARD MEETING:**
Presented by: Kimberly J. Becker, President/CEO
8. **REVIEW OF THE DRAFT AGENDA FOR THE JANUARY 9, 2019 AIRPORT LAND USE COMMISSION MEETING:**
Presented by: Kimberly J. Becker, President/CEO

COMMITTEE MEMBER COMMENTS:

ADJOURNMENT:

Policy for Public Participation in Board, Airport Land Use Commission (ALUC), and Committee Meetings (Public Comment)

Persons wishing to address the Board, ALUC, and Committees shall complete a "Request to Speak" form prior to the initiation of the portion of the agenda containing the item to be addressed (e.g., Public Comment and General Items). Failure to complete a form shall not preclude testimony, if permission to address the Board is granted by the Chair.

The Public Comment Section of the agenda is reserved for persons wishing to address the Board, ALUC, and Committees on any matter for which another opportunity to speak is not provided on the Agenda, and on matters that are within the jurisdiction of the Board.

Persons wishing to speak on specific items listed on the agenda will be afforded an opportunity to speak during the presentation of individual items. Persons wishing to speak on specific items should reserve their comments until the specific item is taken up by the Board, ALUC and Committees.

If many persons have indicated a desire to address the Board, ALUC and Committees on the same issue, then the Chair may suggest that these persons consolidate their respective testimonies. Testimony by members of the public on any item shall be limited to **three (3) minutes per individual speaker and five (5) minutes for applicants, groups and referring jurisdictions.**

Pursuant to Authority Policy 1.33 (8), recognized groups must register with the Authority Clerk prior to the meeting.

After a public hearing or the public comment portion of the meeting has been closed, no person shall address the Board, ALUC, and Committees without first obtaining permission to do so.

Additional Meeting Information

NOTE: This information is available in alternative formats upon request. To request an Agenda in an alternative format, or to request a sign language or oral interpreter, or an Assistive Listening Device (ALD) for the meeting, please telephone the Authority Clerk's Office at (619) 400-2400 at least three (3) working days prior to the meeting to ensure availability.

For your convenience, the agenda is also available to you on our website at www.san.org.

For those planning to attend the Board meeting, parking is available in the public parking lot located directly in front of the SDCRAA Administration Building. Bring your ticket to the third floor receptionist for validation.

You may also reach the SDCRAA Administration Building by using public transit via the San Diego MTS system, Route 992. For route and fare information, please call the San Diego MTS at (619) 233-3004 or 511.

STAFF REPORT

Meeting Date: **DECEMBER 19, 2019**

Subject:

Appointments to Board Committees, Liaison Positions, Other Representative and Alternate Positions

Recommendation:

Adopt Resolution No. 2019-0112, ratifying the emergency appointment of Johanna Schiavoni to the Executive Personnel and Compensation Committee and designating her as Chair of the Committee and appointing April Boling as the primary advisory member and Paul Robinson as the alternate advisory member to the SANDAG Board of Directors.

Background/Justification:

Authority Policy 1.20 establishes a policy for the formation of committees of and for the Board. Authority Policy 1.50 (5)(c), "Standing Board Committees", establishes four standing Board committees. Authority Policy 1.20 (1)(g) vests the Chair of the Board with emergency designation powers to fill any vacancy on any committee (except the Executive Committee) caused by the resignation, death, or removal for cause of a Board or other non-Board member serving on that committee. Emergency designations by the Chair shall be effective on the date made and shall remain valid until the next meeting of the Board when the vacancy can be considered and duly acted upon by the full Board. The resignation of Jim Desmond, which was effective October 8, 2019, created the vacancy on the Executive Personnel and Compensation Committee.

On October 26, 2018, the SANDAG Board of Directors approved adding a representative of the San Diego County Regional Airport Authority Board to the SANDAG Board of Directors as an advisory member. SANDAG Board Policy: 002, requires the SANDAG member agencies to appoint members to the SANDAG Board of Directors and submit those appointments in writing to the Clerk of the Board by January 10.

Pursuant to California Code Regulation Section 18702.5, *Materiality Standard: Economic Interest in Personal Finances*, the Authority is now required to post on its website, an F.P.P.C. Form 806 (See Exhibit A), listing all paid appointed positions on boards, committees, or commissions of a public agency, prior to the appointments being made.

It is recommended that Johanna Schiavoni be appointed to the Executive Personnel Committee to fill the vacancy caused by the resignation of Jim Desmond and to designate her as chair of the Committee for Mr. Desmond's remaining term and for the term beginning in February 2020 and ending in January 2021.

It is also recommended that April Boling be appointed as the primary advisory member and Paul Robinson as the alternate advisory member to the SANDAG Board of Directors for a new term beginning January 2020 and ending December 2020.

Fiscal Impact:

Legislation limits compensation for Board Members to \$200 per day of service, with a maximum of eight (8) days per month. Adequate funds for Board Member compensation are included in the Authority Board Department adopted FY 2020 and conceptually approved FY 2021 Operating Expense Budgets.

Authority Strategies/Focus Areas:

This item supports one or more of the following (*select at least one under each area*):

- Community Strategy Customer Strategy Employee Strategy Financial Strategy Operations Strategy

Focus Areas

- Advance the Airport Development Plan Transform the Customer Journey Optimize Ongoing Business

Environmental Review:

- A. This Board action is not a project that would have a significant effect on the environment as defined by the California Environmental Quality Act (CEQA), as amended. 14 Cal. Code Regs. §15378. This Board action is not a "project" subject to CEQA. Pub. Res. Code §21065.
- B. California Coastal Act Review: This Board action is not a "development" as defined by the California Coastal Act. Pub. Res. Code §30106.

Application of Inclusionary Policies:

Not Applicable.

Prepared by:

TONY R. RUSSELL
DIRECTOR, BOARD SERVICES/AUTHORITY CLERK

Agency Report of: Public Official Appointments

A Public Document


| | | | |
|---|-----------------------------------|---|---|
| 1. Agency Name San Diego County Regional Airport Authority | | California Form 806 For Official Use Only | |
| Division, Department, or Region (If Applicable) | | | |
| Designated Agency Contact (Name, Title) Tony R. Russell, Director, Board Services/Authority Clerk | | | |
| Area Code/Phone Number 619-400-2550 | E-mail trussell@san.org | Page <u>1</u> of <u>1</u> | Date Posted: <u>12/19/19</u> <small>(Month, Day, Year)</small> |

2. Appointments

| Agency Boards and Commissions | Name of Appointed Person | Appt Date and Length of Term | Per Meeting/Annual Salary/Stipend |
|--|--|---|--|
| Executive Personnel & Compensation Committee | ▶ Name <u>Johanna Schiavoni</u> <small>(Last, First)</small> Alternate, if any _____ <small>(Last, First)</small> | ▶ <u>12 / 19 / 19</u> <small>Appt Date</small> ▶ <u>14 mos</u> <small>Length of Term</small> | ▶ Per Meeting: \$ _____ <u>200</u> ▶ Estimated Annual: <input type="checkbox"/> \$0-\$1,000 <input type="checkbox"/> \$2,001-\$3,000 <input type="checkbox"/> \$1,001-\$2,000 <input checked="" type="checkbox"/> <u>19,200</u> <small>Other</small> |
| SANDAG Board of Directors | ▶ Name <u>April Boling</u> <small>(Last, First)</small> Alternate, if any <u>Paul Robinson</u> <small>(Last, First)</small> | ▶ <u>1 / 1 / 20</u> <small>Appt Date</small> ▶ <u>1 year</u> <small>Length of Term</small> | ▶ Per Meeting: \$ _____ <u>200</u> ▶ Estimated Annual: <input type="checkbox"/> \$0-\$1,000 <input type="checkbox"/> \$2,001-\$3,000 <input type="checkbox"/> \$1,001-\$2,000 <input checked="" type="checkbox"/> <u>19,200</u> <small>Other</small> |
| | ▶ Name _____ <small>(Last, First)</small> Alternate, if any _____ <small>(Last, First)</small> | ▶ _____ / _____ / _____ <small>Appt Date</small> ▶ _____ <small>Length of Term</small> | ▶ Per Meeting: \$ _____ ▶ Estimated Annual: <input type="checkbox"/> \$0-\$1,000 <input type="checkbox"/> \$2,001-\$3,000 <input type="checkbox"/> \$1,001-\$2,000 <input type="checkbox"/> _____ <small>Other</small> |
| | ▶ Name _____ <small>(Last, First)</small> Alternate, if any _____ <small>(Last, First)</small> | ▶ _____ / _____ / _____ <small>Appt Date</small> ▶ _____ <small>Length of Term</small> | ▶ Per Meeting: \$ _____ ▶ Estimated Annual: <input type="checkbox"/> \$0-\$1,000 <input type="checkbox"/> \$2,001-\$3,000 <input type="checkbox"/> \$1,001-\$2,000 <input type="checkbox"/> _____ <small>Other</small> |

3. Verification

I have read and understand FPPC Regulation 18702.5. I have verified that the appointment and information identified above is true to the best of my information and belief.

| | | | |
|--|---------------------------|----------------------|-----------------------------------|
|  | Tony R. Russell | Authority Clerk | 12/19/19 |
| <small>Signature of Agency Head or Designee</small> | <small>Print Name</small> | <small>Title</small> | <small>(Month, Day, Year)</small> |

Comment: _____

RESOLUTION NO. 2019-0112

A RESOLUTION OF THE BOARD OF THE SAN DIEGO COUNTY REGIONAL AIRPORT AUTHORITY, RATIFYING THE EMERGENCY APPOINTMENT OF JOHANNA SCHIAVONI TO THE EXECUTIVE PERSONNEL AND COMPENSATION COMMITTEE AND DESIGNATING HER AS CHAIR OF THE COMMITTEE AND APPOINTING APRIL BOLING AS THE PRIMARY ADVISORY MEMBER AND PAUL ROBINSON AS THE ALTERNATE ADVISORY MEMBER TO THE SANDAG BOARD OF DIRECTORS

WHEREAS, Authority Policy Section 1.20 establishes a policy for the formation of committees of and for the Board and Authority Policy Section 1.50 (5)(c) establishes certain Board committees; and

WHEREAS, on October 26, 2018, the SANDAG Board of Directors approved adding a representative of the San Diego County Regional Airport Authority Board to the SANDAG Board of Directors as an advisory member; and

WHEREAS, Authority Policy 1.20 (1)(g) vests the Chair of the Board with emergency designation powers to fill any vacancy on any committee (except the Executive Committee) caused by the resignation, death, or removal for cause of a Board or other non-Board member serving on that committee; and

WHEREAS, emergency designations by the Chair shall be effective on the date made and shall remain valid until the next meeting of the Board when the vacancy can be considered and duly acted upon by the full Board; and

WHEREAS, the resignation of Jim Desmond, which was effective October 8, 2019, created a vacancy on Executive Personnel and Compensation Committee; and

WHEREAS, the Board wishes to ratify the emergency appointment of Johanna Schiavoni to Executive Personnel and Compensation Committee and designate her as the Chair of that Committee for Mr. Desmond's remaining term and for the term beginning February 2020 and ending January 2021; and

WHEREAS, the Board wishes to appoint April Boling as the primary advisory member and Paul Robinson as the alternate advisory member to the SANDAG Board of Directors for a new term beginning January 2020 and ending December 2020; and

WHEREAS, pursuant to California Code Regulation Section 18702.5, *Materiality Standard: Economic Interest in Personal Finances*, the Authority is now required to post on its website F.P.P.C. Form 806, listing all the paid appointed positions on boards, committees, or commissions of a public agency; and

WHEREAS, in accordance with the requirements of the California Code of Regulations §18702.5, FPPC Form 806, outlining the appointments was posted on the Authority website with the staff report.

NOW, THEREFORE, BE IT RESOLVED that the Board hereby approves the emergency appointment of Johanna Schiavoni to the Executive Personnel and Compensation Committee and designates her as the Chair of the Committee for Mr. Desmond's remaining term and the term beginning February 2020 and ending January 2021; and

BE IT FURTHER RESOLVED that the Board hereby appoints April Boling as the primary advisory member and Paul Robinson as the alternate advisory member to the SANDAG Board of Directors for a new term beginning January 2020 and ending December 2020; and

BE IT FURTHER RESOLVED that the Board finds that this Board action is not a "project" as defined by the California Environmental Quality Act (CEQA), Pub. Res. Code §21065; and is not a "development" as defined by the California Coastal Act, Pub. Res. Code §30106.

PASSED, ADOPTED, AND APPROVED by the Board of the San Diego County Regional Airport Authority at a special meeting this 19th day of December, 2019, by the following vote:

AYES: Board Members:
NOES: Board Members:
ABSENT: Board Members:

ATTEST:

TONY R. RUSSELL
DIRECTOR, BOARD SERVICES/
AUTHORITY CLERK

APPROVED AS TO FORM:

AMY GONZALEZ
GENERAL COUNSEL

SAN DIEGO COUNTY REGIONAL AIRPORT AUTHORITY
Statements of Revenues, Expenses, and Changes in Net Position
For the Month Ended November 30, 2019
(Unaudited)

| | Budget | Actual | Variance Favorable (Unfavorable) | % Change | Prior Year |
|--|---------------------|---------------------|--|-------------|---------------------|
| Operating revenues: | | | | | |
| Aviation revenue: | | | | | |
| Landing fees | \$ 3,826,300 | \$ 3,769,735 | \$ (56,565) | (1)% | \$ 2,294,612 |
| Aircraft parking Fees | 972,127 | 969,721 | (2,406) | - | 288,858 |
| Building rentals | 9,487,865 | 9,140,864 | (347,001) | (4)% | 5,714,224 |
| Security surcharge | - | - | - | - | 2,913,529 |
| CUPPS Support Charges | 786,382 | 782,423 | (3,959) | (1)% | 115,080 |
| Other aviation revenue | 14,554 | 13,139 | (1,415) | (10)% | 14,554 |
| Terminal rent non-airline | 178,782 | 210,482 | 31,700 | 18% | 185,709 |
| Terminal concessions | 2,394,798 | 2,566,981 | 172,183 | 7% | 2,235,157 |
| Rental car license fees | 2,466,582 | 2,237,359 | (229,223) | (9)% | 2,521,871 |
| Rental car center cost recovery | 170,290 | 170,709 | 419 | - | 201,704 |
| License fees other | 513,475 | 595,398 | 81,923 | 16% | 509,552 |
| Parking revenue | 3,522,632 | 3,857,577 | 334,945 | 10% | 3,924,645 |
| Ground transportation permits and citations | 1,671,583 | 1,694,198 | 22,615 | 1% | 1,474,109 |
| Ground rentals | 1,443,982 | 1,981,185 | 537,203 | 37% | 1,730,611 |
| Grant reimbursements | 24,000 | 24,000 | - | - | 24,000 |
| Other operating revenue | 78,773 | 118,765 | 39,992 | 51% | 116,366 |
| Total operating revenues | 27,552,125 | 28,132,536 | 580,411 | 2% | 24,264,581 |
| Operating expenses: | | | | | |
| Salaries and benefits | 4,020,499 | 3,970,330 | 50,169 | 1% | 3,782,896 |
| Contractual services | 3,855,347 | 3,562,779 | 292,568 | 8% | 4,264,545 |
| Safety and security | 2,704,391 | 2,645,034 | 59,357 | 2% | 2,367,186 |
| Space rental | 849,229 | 852,897 | (3,668) | - | 848,055 |
| Utilities | 1,078,495 | 1,085,360 | (6,865) | (1)% | 954,899 |
| Maintenance | 963,238 | 1,277,737 | (314,499) | (33)% | 1,067,064 |
| Equipment and systems | 25,317 | 34,751 | (9,434) | (37)% | 30,080 |
| Materials and supplies | 34,543 | 28,482 | 6,061 | 18% | 31,957 |
| Insurance | 115,561 | 99,064 | 16,497 | 14% | 91,172 |
| Employee development and support | 98,161 | 100,335 | (2,174) | (2)% | 80,935 |
| Business development | 435,168 | 115,229 | 319,939 | 74% | 173,830 |
| Equipment rentals and repairs | 337,368 | 290,908 | 46,460 | 14% | 300,781 |
| Total operating expenses | 14,517,317 | 14,062,906 | 454,411 | 3% | 13,993,400 |
| Depreciation | 10,347,964 | 10,347,964 | - | - | 9,389,775 |
| Operating income (loss) | 2,686,844 | 3,721,666 | 1,034,822 | - | 881,406 |
| Nonoperating revenue (expenses): | | | | | |
| Passenger facility charges | 3,658,136 | 3,802,055 | 143,919 | 4% | 3,576,203 |
| Customer facility charges (Rental Car Center) | 3,253,440 | 3,269,545 | 16,105 | - | 3,194,703 |
| Quieter Home Program | (273,819) | (191,556) | 82,263 | 30% | (62,188) |
| Interest income | 1,477,535 | 1,442,083 | (35,452) | (2)% | 1,258,034 |
| BAB interest rebate | 388,849 | 390,515 | 1,666 | - | 388,849 |
| Interest expense | (6,844,141) | (6,628,361) | 215,780 | 3% | (6,731,115) |
| Bond amortization costs | 459,538 | 459,538 | - | - | 473,204 |
| Other nonoperating income (expenses) | - | (422,182) | (422,182) | - | 601,235 |
| Nonoperating revenue, net | 2,119,538 | 2,121,637 | 2,099 | - | 2,698,925 |
| Change in net position before capital grant contributions | 4,806,382 | 5,843,303 | 1,036,921 | 22% | 3,580,331 |
| Capital grant contributions | 1,073,696 | 791,493 | (282,203) | (26)% | 1,198,276 |
| Change in net position | \$ 5,880,078 | \$ 6,634,796 | \$ 754,718 | 13% | \$ 4,778,607 |

SAN DIEGO COUNTY REGIONAL AIRPORT AUTHORITY
Statements of Revenues, Expenses, and Changes in Net Position
For the Five Months Ended November 30, 2019 and 2018
(Unaudited)

| | Budget | Actual | Variance Favorable (Unfavorable) | % Change | Prior Year |
|--|----------------------|----------------------|--|-------------|----------------------|
| Operating revenues: | | | | | |
| Aviation revenue: | | | | | |
| Landing fees | \$ 20,128,709 | \$ 20,106,233 | \$ (22,476) | - | \$ 11,882,703 |
| Aircraft parking fees | 4,990,322 | 4,911,610 | (78,712) | (2)% | 1,449,357 |
| Building rentals | 49,016,935 | 48,993,552 | (23,383) | - | 29,186,680 |
| Security surcharge | - | - | - | - | 14,595,348 |
| CUPPS Support Charges | 4,241,765 | 4,239,848 | (1,917) | - | 575,012 |
| Other aviation revenue | 80,766 | 79,656 | (1,110) | (1)% | 80,766 |
| Terminal rent non-airline | 906,723 | 998,526 | 91,803 | 10% | 912,415 |
| Terminal concessions | 12,624,359 | 13,349,735 | 725,376 | 6% | 12,228,161 |
| Rental car license fees | 14,880,515 | 13,816,900 | (1,063,615) | (7)% | 14,271,381 |
| Rental car center cost recovery | 851,448 | 847,462 | (3,986) | - | 851,984 |
| License fees other | 2,739,477 | 3,082,490 | 343,013 | 13% | 2,687,416 |
| Parking revenue | 18,114,258 | 20,799,668 | 2,685,410 | 15% | 20,253,744 |
| Ground transportation permits and citations | 8,336,469 | 8,461,375 | 124,906 | 1% | 6,735,760 |
| Ground rentals | 7,219,908 | 7,778,464 | 558,556 | 8% | 8,765,767 |
| Grant reimbursements | 137,457 | 130,677 | (6,780) | (5)% | 212,563 |
| Other operating revenue | 500,184 | 808,999 | 308,815 | 62% | 742,733 |
| Total operating revenues | 144,769,295 | 148,405,195 | 3,635,900 | 3% | 125,431,790 |
| Operating expenses: | | | | | |
| Salaries and benefits | 20,571,392 | 19,936,049 | 635,343 | 3% | 18,593,342 |
| Contractual services | 19,048,463 | 17,920,454 | 1,128,009 | 6% | 20,628,934 |
| Safety and security | 13,804,755 | 13,407,412 | 397,343 | 3% | 12,669,076 |
| Space rental | 4,246,146 | 4,251,717 | (5,571) | - | 4,245,867 |
| Utilities | 6,468,802 | 6,076,276 | 392,526 | 6% | 6,219,371 |
| Maintenance | 5,501,888 | 5,514,366 | (12,478) | - | 5,350,623 |
| Equipment and systems | 94,278 | 138,624 | (44,346) | (47)% | 126,752 |
| Materials and supplies | 179,954 | 262,573 | (82,619) | (46)% | 238,515 |
| Insurance | 696,864 | 613,828 | 83,036 | 12% | 561,032 |
| Employee development and support | 573,631 | 493,314 | 80,317 | 14% | 396,413 |
| Business development | 1,178,930 | 721,917 | 457,013 | 39% | 1,524,972 |
| Equipment rentals and repairs | 1,652,275 | 1,453,651 | 198,624 | 12% | 1,383,494 |
| Total operating expenses | 74,017,378 | 70,790,181 | 3,227,197 | 4% | 71,938,391 |
| Depreciation | 51,815,013 | 51,815,013 | - | - | 46,398,065 |
| Operating income (loss) | 18,936,904 | 25,800,001 | 6,863,097 | 36% | 7,095,334 |
| Nonoperating revenue (expenses): | | | | | |
| Passenger facility charges | 19,930,063 | 20,613,490 | 683,427 | 3% | 19,441,484 |
| Customer facility charges (Rental Car Center) | 17,896,514 | 18,175,051 | 278,537 | 2% | 17,791,358 |
| Quieter Home Program | (1,252,582) | (1,509,558) | (256,976) | (21)% | (1,170,781) |
| Interest income | 7,096,902 | 7,400,861 | 303,959 | 4% | 6,510,727 |
| BAB interest rebate | 1,944,246 | 1,952,573 | 8,327 | - | 1,944,246 |
| Interest expense | (33,961,666) | (33,127,856) | 833,810 | 2% | (33,432,607) |
| Bond amortization costs | 2,322,963 | 2,322,963 | - | - | 2,391,699 |
| Other nonoperating income (expenses) | - | 1,822,139 | 1,822,139 | - | 34,794 |
| Nonoperating revenue, net | 13,976,440 | 17,649,663 | 3,673,223 | 26% | 13,510,920 |
| Change in net position before capital grant contributions | 32,913,344 | 43,449,664 | 10,536,320 | 32% | 20,606,254 |
| Capital grant contributions | 1,857,069 | 1,673,570 | (183,499) | (10)% | 3,143,653 |
| Change in net position | \$ 34,770,413 | \$ 45,123,234 | \$ 10,352,821 | 30% | \$ 23,749,907 |

SAN DIEGO COUNTY REGIONAL AIRPORT AUTHORITY
Statements of Net Position
as of November 30, 2019
(Unaudited)

ASSETS

| | November | |
|---|-------------------------|-------------------------|
| | 2019 | 2018 |
| Current assets: | | |
| Cash and investments ⁽¹⁾ | \$ 137,101,176 | \$ 91,098,678 |
| Tenant lease receivable, net of allowance of 2019: (\$212,244) and 2018: (\$206,648) | 22,859,514 | 10,225,644 |
| Grants receivable | 3,998,501 | 5,344,783 |
| Notes receivable-current portion | 2,006,052 | 1,903,323 |
| Prepaid expenses and other current assets | 10,914,514 | 13,426,552 |
| Total current assets | 176,879,757 | 121,998,980 |
| Cash designated for capital projects and other ⁽¹⁾ | 39,304,872 | 42,143,685 |
| Restricted assets: | | |
| Cash and investments: | | |
| Bonds reserve ⁽¹⁾ | 62,911,770 | 62,346,162 |
| Passenger facility charges and interest unapplied ⁽¹⁾ | 65,815,495 | 83,150,657 |
| Customer facility charges and interest unapplied ⁽¹⁾ | 46,406,981 | 47,836,266 |
| SBD Bond Guarantee ⁽¹⁾ | 4,000,000 | 4,000,000 |
| Bond proceeds held by trustee ⁽¹⁾ | 211,229,709 | 263,005,118 |
| Passenger facility charges receivable | 6,075,613 | 5,538,856 |
| Customer facility charges receivable | 4,014,594 | 3,803,661 |
| OCIP insurance reserve | 5,519,913 | 5,537,667 |
| Total restricted assets | 405,974,075 | 475,218,387 |
| Noncurrent assets: | | |
| Capital assets: | | |
| Land and land improvements | 135,850,387 | 135,086,590 |
| Runways, roads and parking lots | 698,701,559 | 647,568,731 |
| Buildings and structures | 1,695,520,195 | 1,681,178,097 |
| Machinery and equipment | 61,898,335 | 58,406,451 |
| Vehicles | 25,388,285 | 18,066,556 |
| Office furniture and equipment | 44,244,977 | 37,385,336 |
| Works of art | 13,784,607 | 12,411,889 |
| Construction-in-progress | 208,259,351 | 157,745,691 |
| | 2,883,647,696 | 2,747,849,341 |
| Less accumulated depreciation | (1,149,020,327) | (1,039,369,996) |
| Total capital assets, net | 1,734,627,369 | 1,708,479,345 |
| Other assets: | | |
| Notes receivable - long-term portion | 28,512,563 | 30,562,903 |
| Investments-long-term portion ⁽¹⁾ | 223,162,630 | 165,859,090 |
| Net OPEB Asset | 394,547 | 97,418 |
| Security deposit | 331,026 | 130,611 |
| Total other assets | 252,400,766 | 196,650,022 |
| Deferred outflows of resources: | | |
| Deferred pension outflows | 27,962,965 | 21,992,133 |
| Deferred OPEB outflows | 1,349,918 | 1,320,207 |
| Deferred POB outflows | 556,018 | 505,326 |
| Total assets and deferred outflows of resources | \$ 2,639,055,740 | \$ 2,568,308,085 |

⁽¹⁾ Total cash and investments, \$789,932,633 for 2019 and \$759,439,656 for 2018

SAN DIEGO COUNTY REGIONAL AIRPORT AUTHORITY
Statements of Net Position
as of November 30, 2019
(Unaudited)

LIABILITIES AND NET POSITION

| | November | |
|--|-------------------------|-------------------------|
| | 2019 | 2018 |
| Current liabilities: | | |
| Accounts payable and accrued liabilities | \$ 61,898,137 | \$ 58,153,072 |
| Deposits and other current liabilities | 7,648,607 | 6,735,849 |
| Total current liabilities | 69,546,744 | 64,888,921 |
| Current liabilities - payable from restricted assets: | | |
| Current portion of long-term debt | 63,545,000 | 22,725,000 |
| Accrued interest on bonds and variable debt | 32,283,099 | 27,115,061 |
| Total liabilities payable from restricted assets | 95,828,099 | 49,840,061 |
| Long-term liabilities: | | |
| Variable debt | 13,719,000 | 20,163,000 |
| Other long-term liabilities | 9,266,061 | 8,996,530 |
| Long term debt - bonds net of amortized premium | 1,526,935,955 | 1,567,773,996 |
| Net pension liability | 18,373,281 | 18,743,453 |
| Total long-term liabilities | 1,568,294,297 | 1,615,676,979 |
| Total liabilities | 1,733,669,140 | 1,730,405,961 |
| Deferred inflows of resources: | | |
| Deferred pension inflows | 6,235,495 | 3,506,867 |
| Deferred OPEB inflows | 507,578 | 541,669 |
| Deferred POB inflows | 217,937 | 178,971 |
| Total liabilities and deferred inflows of resources | \$ 1,740,630,150 | \$ 1,734,633,468 |
| Net Position: | | |
| Invested in capital assets, net of related debt | 368,981,801 | 353,778,369 |
| Other restricted | 194,527,206 | 208,992,759 |
| Unrestricted: | | |
| Designated | 22,602,867 | 42,143,685 |
| Undesignated | 312,313,716 | 228,759,804 |
| Total Net Position | \$ 898,425,590 | \$ 833,674,617 |



San Diego County Regional Airport Authority
Authority Detail Income Statement - Supplemental Schedule
 For the five months ended November 30, 2019
 (Unaudited)

Print Date: 12/9/2019
 Print Time: 2:11:29PM
 Report ID: GL0012

| | Month to Date | | | | | Year to Date | | | | |
|---|------------------|------------------|----------------------------------|------------------|-------------------|-------------------|-------------------|----------------------------------|------------------|-------------------|
| | Budget | Actual | Variance Favorable (Unfavorable) | Variance Percent | Prior Year Actual | Budget | Actual | Variance Favorable (Unfavorable) | Variance Percent | Prior Year Actual |
| Landing Fees | | | | | | | | | | |
| 41112 - Landing Fees | \$3,842,414 | \$3,782,636 | \$(59,778) | (2) | \$2,311,405 | \$20,247,744 | \$20,189,678 | \$(58,066) | 0 | \$11,978,348 |
| 41113 - Landing Fee Rebate | (16,114) | (12,901) | 3,213 | 20 | (16,793) | (119,035) | (83,445) | 35,590 | 30 | (95,645) |
| Total Landing Fees | 3,826,300 | 3,769,735 | (56,565) | (1) | 2,294,613 | 20,128,709 | 20,106,233 | (22,476) | 0 | 11,882,703 |
| Aircraft Parking Fees | | | | | | | | | | |
| 41150 - Terminal Aircraft Parking | 0 | 0 | 0 | 0 | 238,180 | 0 | 0 | 0 | 0 | 1,190,901 |
| 41155 - Remote Aircraft Parking | 0 | 0 | 0 | 0 | 50,678 | 0 | 0 | 0 | 0 | 258,457 |
| 41160 - Aircraft Parking Position Rent | 622,666 | 636,840 | 14,174 | 2 | 0 | 3,113,329 | 3,184,200 | 70,871 | 2 | 0 |
| 41162 - Parking Position Turn Fee | 166,553 | 113,017 | (53,537) | (32) | 0 | 908,667 | 809,135 | (99,533) | (11) | 0 |
| 41165 - Overnight Parking Fee | 182,908 | 219,864 | 36,956 | 20 | 0 | 968,326 | 918,275 | (50,050) | (5) | 0 |
| Total Aircraft Parking Fees | 972,127 | 969,720 | (2,407) | 0 | 288,858 | 4,990,322 | 4,911,610 | (78,712) | (2) | 1,449,357 |
| Building and Other Rents | | | | | | | | | | |
| 41210 - Terminal Rent | 9,142,030 | 9,070,604 | (71,426) | (1) | 5,440,618 | 47,220,030 | 47,160,817 | (59,213) | 0 | 27,762,171 |
| 41215 - Federal Inspection Services | 345,835 | 70,260 | (275,575) | (80) | 273,605 | 1,796,905 | 1,832,735 | 35,830 | 2 | 1,424,509 |
| Total Building and Other Rents | 9,487,865 | 9,140,864 | (347,001) | (4) | 5,714,223 | 49,016,935 | 48,993,552 | (23,383) | 0 | 29,186,680 |
| Security Surcharge | | | | | | | | | | |
| 41310 - Airside Security Charges | 0 | 0 | 0 | 0 | 685,044 | 0 | 0 | 0 | 0 | 3,431,747 |
| 41320 - Terminal Security Charge | 0 | 0 | 0 | 0 | 2,228,485 | 0 | 0 | 0 | 0 | 11,163,601 |
| Total Security Surcharge | 0 | 0 | 0 | 0 | 2,913,529 | 0 | 0 | 0 | 0 | 14,595,348 |
| CUPPS Support Charges | | | | | | | | | | |
| 41400 - Common Use Fees | 786,382 | 782,423 | (3,959) | (1) | 115,080 | 4,241,765 | 4,239,848 | (1,917) | 0 | 575,012 |
| Total CUPPS Support Charges | 786,382 | 782,423 | (3,959) | (1) | 115,080 | 4,241,765 | 4,239,848 | (1,917) | 0 | 575,012 |
| Other Aviation Revenue | | | | | | | | | | |
| 43100 - Fuel Franchise Fees | 14,554 | 13,139 | (1,415) | (10) | 14,554 | 80,766 | 79,656 | (1,110) | (1) | 80,766 |
| Total Other Aviation Revenue | 14,554 | 13,139 | (1,415) | (10) | 14,554 | 80,766 | 79,656 | (1,110) | (1) | 80,766 |
| Non-Airline Terminal Rents | | | | | | | | | | |
| 45010 - Terminal Rent - Non-Airline | 178,782 | 210,482 | 31,701 | 18 | 185,709 | 906,723 | 998,526 | 91,802 | 10 | 912,415 |
| Total Non-Airline Terminal Rents | 178,782 | 210,482 | 31,701 | 18 | 185,709 | 906,723 | 998,526 | 91,802 | 10 | 912,415 |

San Diego County Regional Airport Authority
Authority Detail Income Statement - Supplemental Schedule
For the five months ended November 30, 2019
(Unaudited)

Print Date: 12/9/2019
Print Time: 2:11:29PM
Report ID: GL0012

| | Month to Date | | | | | Year to Date | | | | |
|---|------------------|------------------|----------------------------------|------------------|-------------------|-------------------|-------------------|----------------------------------|------------------|-------------------|
| | Budget | Actual | Variance Favorable (Unfavorable) | Variance Percent | Prior Year Actual | Budget | Actual | Variance Favorable (Unfavorable) | Variance Percent | Prior Year Actual |
| Concession Revenue | | | | | | | | | | |
| 45111 - Term Concessions-Food & Bev | \$1,133,748 | \$1,142,817 | \$9,069 | 1 | \$1,050,669 | \$5,805,200 | \$5,969,841 | \$164,641 | 3 | \$5,625,666 |
| 45112 - Terminal Concessions - Retail | 612,762 | 647,692 | 34,930 | 6 | 622,716 | 3,436,038 | 3,509,490 | 73,452 | 2 | 3,446,320 |
| 45113 - Term Concessions - Other | 232,789 | 353,690 | 120,901 | 52 | 166,222 | 1,255,661 | 1,713,529 | 457,868 | 36 | 1,132,866 |
| 45114 - Term Concessions Space Rents | 80,803 | 84,704 | 3,901 | 5 | 78,832 | 404,014 | 423,548 | 19,534 | 5 | 394,162 |
| 45115 - Term Concessions Cost Recovery | 137,677 | 142,858 | 5,180 | 4 | 125,141 | 712,128 | 729,738 | 17,610 | 2 | 641,072 |
| 45116 - Rec Distr Center Cost Recovery | 137,301 | 135,701 | (1,600) | (1) | 132,981 | 689,504 | 674,680 | (14,824) | (2) | 668,564 |
| 45117 - Concessions Marketing Program | 59,718 | 59,519 | (199) | 0 | 58,596 | 321,814 | 328,909 | 7,095 | 2 | 319,511 |
| 45120 - Rental car license fees | 2,466,582 | 2,237,359 | (229,223) | (9) | 2,521,871 | 14,880,515 | 13,816,900 | (1,063,615) | (7) | 14,271,381 |
| 45121 - Rental Car Center Cost Recover | 170,290 | 170,709 | 419 | 0 | 201,704 | 851,448 | 847,462 | (3,987) | 0 | 851,984 |
| 45130 - License Fees - Other | 513,475 | 595,398 | 81,923 | 16 | 509,552 | 2,739,477 | 3,082,490 | 343,013 | 13 | 2,687,416 |
| Total Concession Revenue | 5,545,144 | 5,570,446 | 25,302 | 0 | 5,468,285 | 31,095,800 | 31,096,587 | 786 | 0 | 30,038,942 |
| Parking and Ground Transportat | | | | | | | | | | |
| 45210 - Parking | 3,522,632 | 3,857,577 | 334,945 | 10 | 3,924,645 | 18,114,258 | 20,799,668 | 2,685,410 | 15 | 20,253,744 |
| 45220 - AVI fees | 1,650,669 | 1,637,077 | (13,592) | (1) | 1,454,983 | 8,231,901 | 8,267,430 | 35,529 | 0 | 6,593,490 |
| 45240 - Ground Transportation Pe | 0 | 36,381 | 36,381 | 0 | 836 | 0 | 66,751 | 66,751 | 0 | 19,630 |
| 45250 - Citations | 20,914 | 20,740 | (174) | (1) | 18,290 | 104,568 | 127,194 | 22,627 | 22 | 122,640 |
| Total Parking and Ground Transportat | 5,194,214 | 5,551,774 | 357,560 | 7 | 5,398,754 | 26,450,727 | 29,261,043 | 2,810,316 | 11 | 26,989,504 |
| Ground Rentals | | | | | | | | | | |
| 45310 - Ground Rental Fixed - N | 1,443,982 | 1,981,185 | 537,204 | 37 | 1,730,611 | 7,219,908 | 7,778,464 | 558,556 | 8 | 8,765,767 |
| Total Ground Rentals | 1,443,982 | 1,981,185 | 537,204 | 37 | 1,730,611 | 7,219,908 | 7,778,464 | 558,556 | 8 | 8,765,767 |
| Grant Reimbursements | | | | | | | | | | |
| 45410 - TSA Reimbursements | 24,000 | 24,000 | 0 | 0 | 24,000 | 122,400 | 122,400 | 0 | 0 | 122,400 |
| 45420 - Planning Grants | 0 | 0 | 0 | 0 | 0 | 15,057 | 8,277 | (6,780) | (45) | 90,163 |
| Total Grant Reimbursements | 24,000 | 24,000 | 0 | 0 | 24,000 | 137,457 | 130,677 | (6,780) | (5) | 212,563 |

San Diego County Regional Airport Authority
Authority Detail Income Statement - Supplemental Schedule
For the five months ended November 30, 2019
(Unaudited)

Print Date: 12/9/2019
Print Time: 2:11:29PM
Report ID: GL0012

| | Month to Date | | | | | Year to Date | | | | |
|--------------------------------------|-------------------|-------------------|----------------------------------|------------------|-------------------|--------------------|--------------------|----------------------------------|------------------|--------------------|
| | Budget | Actual | Variance Favorable (Unfavorable) | Variance Percent | Prior Year Actual | Budget | Actual | Variance Favorable (Unfavorable) | Variance Percent | Prior Year Actual |
| Other Operating Revenue | | | | | | | | | | |
| 45510 - Finger Printing Fee | \$18,926 | \$16,012 | \$(2,914) | (15) | \$18,048 | \$94,630 | \$102,325 | \$7,695 | 8 | \$119,033 |
| 45520 - Utilities Reimbursements | 17,631 | 16,686 | (945) | (5) | 17,117 | 88,153 | 83,429 | (4,723) | (5) | 85,587 |
| 45530 - Miscellaneous Other Reve | 4,274 | 8,943 | 4,669 | 109 | 20,908 | 21,370 | 82,498 | 61,128 | 286 | 191,031 |
| 45535 - Innovation Lab Revenue | 0 | 600 | 600 | 0 | 500 | 0 | 600 | 600 | 0 | 500 |
| 45540 - Service Charges | 7,314 | 13,330 | 6,016 | 82 | 24,082 | 36,570 | 202,892 | 166,322 | 455 | 197,227 |
| 45550 - Telecom Services | 14,500 | 41,469 | 26,969 | 186 | 14,853 | 176,500 | 206,793 | 30,293 | 17 | 44,175 |
| 45570 - FBO Landing Fees | 16,128 | 21,726 | 5,597 | 35 | 20,858 | 80,641 | 128,142 | 47,501 | 59 | 102,860 |
| 45580 - Equipment Rental | 0 | 0 | 0 | 0 | 0 | 2,320 | 2,320 | 0 | 0 | 2,320 |
| Total Other Operating Revenue | 78,773 | 118,765 | 39,993 | 51 | 116,366 | 500,183 | 808,999 | 308,816 | 62 | 742,733 |
| Total Operating Revenue | 27,552,122 | 28,132,534 | 580,412 | 2 | 24,264,581 | 144,769,295 | 148,405,195 | 3,635,899 | 3 | 125,431,789 |
| Personnel Expenses | | | | | | | | | | |
| Salaries | | | | | | | | | | |
| 51110 - Salaries & Wages | 2,915,076 | 2,491,310 | 423,767 | 15 | 2,294,408 | 14,906,541 | 12,543,419 | 2,363,123 | 16 | 11,952,161 |
| 51210 - Paid Time Off | 29,167 | 256,191 | (227,024) | (778) | 306,727 | 145,833 | 1,489,344 | (1,343,511) | (921) | 1,483,423 |
| 51220 - Holiday Pay | 0 | 54,441 | (54,441) | 0 | 112,113 | 0 | 168,924 | (168,924) | 0 | 224,902 |
| 51240 - Other Leave With Pay | 0 | 9,032 | (9,032) | 0 | 6,307 | 0 | 63,663 | (63,663) | 0 | 53,408 |
| 51250 - Special Pay | 0 | (9,042) | 9,042 | 0 | 102,326 | 0 | 119,820 | (119,820) | 0 | 208,726 |
| Total Salaries | 2,944,243 | 2,801,931 | 142,312 | 5 | 2,821,881 | 15,052,375 | 14,385,170 | 667,205 | 4 | 13,922,619 |
| 52110 - Overtime | 61,789 | 101,638 | (39,849) | (64) | 58,001 | 303,503 | 408,415 | (104,912) | (35) | 328,807 |

San Diego County Regional Airport Authority
Authority Detail Income Statement - Supplemental Schedule
For the five months ended November 30, 2019
(Unaudited)

Print Date: 12/9/2019
Print Time: 2:11:29PM
Report ID: GL0012

| | Month to Date | | | | | Year to Date | | | | |
|---|------------------|------------------|----------------------------------|------------------|-------------------|--------------------|--------------------|----------------------------------|------------------|--------------------|
| | Budget | Actual | Variance Favorable (Unfavorable) | Variance Percent | Prior Year Actual | Budget | Actual | Variance Favorable (Unfavorable) | Variance Percent | Prior Year Actual |
| Benefits | | | | | | | | | | |
| 54110 - FICA Tax | \$209,160 | \$191,061 | \$18,099 | 9 | \$189,070 | \$1,109,375 | \$1,030,594 | \$78,781 | 7 | \$1,003,458 |
| 54120 - Unemployment Insurance-S | 0 | 5,195 | (5,195) | 0 | 3,170 | 0 | 8,249 | (8,249) | 0 | 10,526 |
| 54130 - Workers Compensation Ins | 23,141 | 14,516 | 8,625 | 37 | 14,356 | 116,696 | 73,597 | 43,099 | 37 | 77,489 |
| 54135 - Workers Comp Incident Expense | 0 | 0 | 0 | 0 | 3,120 | 0 | 21,810 | (21,810) | 0 | (27,491) |
| 54210 - Medical Insurance | 392,007 | 369,523 | 22,484 | 6 | 319,465 | 1,943,290 | 1,849,937 | 93,353 | 5 | 1,592,431 |
| 54220 - Dental Insurance | 27,215 | 26,837 | 378 | 1 | 25,117 | 134,896 | 132,922 | 1,973 | 1 | 125,614 |
| 54230 - Vision Insurance | 3,479 | 3,344 | 135 | 4 | 3,240 | 17,238 | 16,380 | 858 | 5 | 16,104 |
| 54240 - Life Insurance | 8,017 | 7,395 | 622 | 8 | 8,899 | 39,587 | 36,228 | 3,359 | 8 | 44,273 |
| 54250 - Short Term Disability | 10,257 | 13,416 | (3,159) | (31) | 10,597 | 50,497 | 58,490 | (7,992) | (16) | 52,444 |
| 54310 - Retirement | 768,713 | 763,043 | 5,670 | 1 | 722,283 | 3,989,276 | 3,928,299 | 60,978 | 2 | 3,725,717 |
| 54315 - Retiree Health Benefits | 14,040 | 13,600 | 440 | 3 | 12,700 | 69,225 | 65,750 | 3,475 | 5 | 62,100 |
| 54410 - Taxable Benefits | 0 | 5,383 | (5,383) | 0 | 0 | 0 | 14,168 | (14,168) | 0 | 810 |
| 54430 - Accrued Vacation | 0 | 34,837 | (34,837) | 0 | (18,336) | 0 | (27,614) | 27,614 | 0 | (82,683) |
| 54440 - Relocation | 0 | 0 | 0 | 0 | 16,220 | 0 | 0 | 0 | 0 | 17,355 |
| Total Benefits | 1,456,028 | 1,448,150 | 7,878 | 1 | 1,309,902 | 7,470,080 | 7,208,809 | 261,272 | 3 | 6,618,149 |
| Cap Labor/Burden/OH Recharge | | | | | | | | | | |
| 54510 - Capitalized Labor Recha | (397,788) | (242,545) | (155,243) | (39) | (93,167) | (2,024,926) | (1,262,373) | (762,553) | (38) | (577,974) |
| 54515 - Capitalized Burden Rech | 0 | (104,814) | 104,814 | 0 | (41,283) | 0 | (560,841) | 560,841 | 0 | (253,285) |
| 54599 - OH Contra | 0 | 0 | 0 | 0 | (218,859) | 0 | 0 | 0 | 0 | (1,163,440) |
| Total Cap Labor/Burden/OH Recharge | (397,788) | (347,359) | (50,429) | (13) | (353,310) | (2,024,926) | (1,823,214) | (201,711) | (10) | (1,994,698) |
| QHP Labor/Burden/OH Recharge | | | | | | | | | | |
| 54520 - QHP Labor Recharge | (43,773) | (20,402) | (23,371) | (53) | (25,570) | (229,639) | (127,774) | (101,865) | (44) | (143,732) |
| 54525 - QHP Burden Recharge | 0 | (10,399) | 10,399 | 0 | (12,340) | 0 | (61,684) | 61,684 | 0 | (67,038) |
| 54526 - QHP OH Contra Acct | 0 | (268) | 268 | 0 | (15,667) | 0 | (41,320) | 41,320 | 0 | (70,765) |
| Total QHP Labor/Burden/OH Recharge | (43,773) | (31,069) | (12,704) | (29) | (53,578) | (229,639) | (230,778) | 1,139 | 0 | (281,535) |
| MM&JS Labor/Burden/OH Recharge | | | | | | | | | | |
| 54530 - MM & JS Labor Recharge | 0 | (2,962) | 2,962 | 0 | 0 | 0 | (12,353) | 12,353 | 0 | (93) |
| 54531 - Joint Studies - Labor | 0 | 0 | 0 | 0 | 0 | 0 | 0 | 0 | 0 | 93 |
| 54535 - MM & JS Burden Recharge | 0 | 0 | 0 | 0 | 0 | 0 | 0 | 0 | 0 | (39) |
| 54536 - Maintenance-Burden | 0 | 0 | 0 | 0 | 0 | 0 | 0 | 0 | 0 | 39 |
| Total MM&JS Labor/Burden/OH Recharge | 0 | (2,962) | 2,962 | 0 | 0 | 0 | (12,353) | 12,353 | 0 | 0 |
| Total Personnel Expenses | 4,020,499 | 3,970,330 | 50,170 | 1 | 3,782,896 | 20,571,393 | 19,936,049 | 635,344 | 3 | 18,593,341 |

San Diego County Regional Airport Authority
Authority Detail Income Statement - Supplemental Schedule
For the five months ended November 30, 2019
(Unaudited)

Print Date: 12/9/2019
Print Time: 2:11:29PM
Report ID: GL0012

| | Month to Date | | | | | Year to Date | | | | |
|--|------------------|------------------|----------------------------------|------------------|-------------------|-------------------|-------------------|----------------------------------|------------------|-------------------|
| | Budget | Actual | Variance Favorable (Unfavorable) | Variance Percent | Prior Year Actual | Budget | Actual | Variance Favorable (Unfavorable) | Variance Percent | Prior Year Actual |
| Non-Personnel Expenses | | | | | | | | | | |
| Contract Services | | | | | | | | | | |
| 61100 - Temporary Staffing | \$12,083 | \$36,599 | \$(24,516) | (203) | \$56,401 | \$157,117 | \$224,586 | \$(67,469) | (43) | \$339,254 |
| 61110 - Auditing Services | 417 | 38,500 | (38,083) | (9,140) | 7,900 | 117,083 | 132,610 | (15,527) | (13) | 102,900 |
| 61120 - Legal Services | 60,000 | 67,403 | (7,403) | (12) | 53,325 | 305,000 | 95,932 | 209,068 | 69 | 314,226 |
| 61130 - Services - Professional | 830,146 | 580,384 | 249,762 | 30 | 854,999 | 3,947,199 | 3,520,842 | 426,357 | 11 | 4,789,806 |
| 61150 - Outside Svs - Other | 457,254 | 440,223 | 17,031 | 4 | 379,849 | 2,037,523 | 1,870,255 | 167,267 | 8 | 1,734,335 |
| 61160 - Services - Custodial | 2,351,808 | 2,258,515 | 93,293 | 4 | 2,852,932 | 11,763,207 | 11,372,155 | 391,053 | 3 | 13,346,914 |
| 61190 - Receiving & Dist Cntr Services | 143,639 | 141,156 | 2,483 | 2 | 139,455 | 721,334 | 704,074 | 17,261 | 2 | 701,294 |
| 61990 - OH Contra | 0 | 0 | 0 | 0 | (80,316) | 0 | 0 | 0 | 0 | (699,795) |
| Total Contract Services | 3,855,347 | 3,562,780 | 292,567 | 8 | 4,264,546 | 19,048,463 | 17,920,455 | 1,128,009 | 6 | 20,628,934 |
| Safety and Security | | | | | | | | | | |
| 61170 - Services - Fire, Police, | 603,365 | 605,102 | (1,737) | 0 | 578,090 | 2,937,132 | 2,890,484 | 46,648 | 2 | 2,664,824 |
| 61180 - Services - SDUPD-Harbor | 1,598,463 | 1,567,238 | 31,225 | 2 | 1,323,612 | 8,312,008 | 7,914,977 | 397,031 | 5 | 7,698,505 |
| 61185 - Guard Services | 344,469 | 348,564 | (4,095) | (1) | 325,187 | 1,724,292 | 1,884,842 | (160,551) | (9) | 1,581,569 |
| 61188 - Other Safety & Security Serv | 158,094 | 124,130 | 33,964 | 21 | 140,297 | 831,323 | 717,109 | 114,214 | 14 | 724,177 |
| Total Safety and Security | 2,704,391 | 2,645,035 | 59,356 | 2 | 2,367,186 | 13,804,755 | 13,407,413 | 397,342 | 3 | 12,669,076 |
| Space Rental | | | | | | | | | | |
| 62100 - Rent | 849,229 | 852,897 | (3,668) | 0 | 848,055 | 4,246,146 | 4,251,717 | (5,571) | 0 | 4,245,867 |
| Total Space Rental | 849,229 | 852,897 | (3,668) | 0 | 848,055 | 4,246,146 | 4,251,717 | (5,571) | 0 | 4,245,867 |
| Utilities | | | | | | | | | | |
| 63100 - Telephone & Other Commun | 46,987 | 44,763 | 2,224 | 5 | 47,603 | 233,012 | 207,860 | 25,153 | 11 | 221,360 |
| 63110 - Utilities - Gas & Electr | 922,342 | 950,793 | (28,452) | (3) | 814,330 | 5,615,402 | 5,311,516 | 303,885 | 5 | 5,422,227 |
| 63120 - Utilities - Water | 109,166 | 89,804 | 19,362 | 18 | 93,012 | 620,388 | 556,900 | 63,488 | 10 | 576,394 |
| 63190 - OH Contra | 0 | 0 | 0 | 0 | (46) | 0 | 0 | 0 | 0 | (610) |
| Total Utilities | 1,078,495 | 1,085,360 | (6,865) | (1) | 954,899 | 6,468,802 | 6,076,276 | 392,526 | 6 | 6,219,371 |

San Diego County Regional Airport Authority
Authority Detail Income Statement - Supplemental Schedule
For the five months ended November 30, 2019
(Unaudited)

Print Date: 12/9/2019
Print Time: 2:11:29PM
Report ID: GL0012

| | Month to Date | | | | | Year to Date | | | | |
|-------------------------------------|----------------|------------------|----------------------------------|------------------|-------------------|------------------|------------------|----------------------------------|------------------|-------------------|
| | Budget | Actual | Variance Favorable (Unfavorable) | Variance Percent | Prior Year Actual | Budget | Actual | Variance Favorable (Unfavorable) | Variance Percent | Prior Year Actual |
| Maintenance | | | | | | | | | | |
| 64100 - Facilities Supplies | \$58,000 | \$46,197 | \$11,803 | 20 | \$74,583 | \$316,800 | \$329,231 | \$(12,431) | (4) | \$358,857 |
| 64110 - Maintenance - Annual R | 732,124 | 973,748 | (241,624) | (33) | 699,670 | 4,140,101 | 4,211,535 | (71,434) | (2) | 4,074,164 |
| 64124 - Maintenance-Overhead | 0 | 0 | 0 | 0 | 0 | 0 | 0 | 0 | 0 | 35 |
| 64125 - Major Maintenance - Mat | 131,447 | 236,842 | (105,395) | (80) | 228,027 | 836,654 | 766,815 | 69,839 | 8 | 593,221 |
| 64140 - Refuse & Hazardous Waste | 41,667 | 20,950 | 20,717 | 50 | 64,784 | 208,333 | 206,785 | 1,548 | 1 | 324,345 |
| Total Maintenance | 963,237 | 1,277,737 | (314,499) | (33) | 1,067,064 | 5,501,889 | 5,514,366 | (12,478) | 0 | 5,350,623 |
| Equipment and Systems | | | | | | | | | | |
| 65100 - Equipment & Systems | 25,317 | 34,751 | (9,434) | (37) | 30,433 | 94,278 | 138,624 | (44,345) | (47) | 128,268 |
| 65101 - OH Contra | 0 | 0 | 0 | 0 | (353) | 0 | 0 | 0 | 0 | (1,516) |
| Total Equipment and Systems | 25,317 | 34,751 | (9,434) | (37) | 30,080 | 94,278 | 138,624 | (44,345) | (47) | 126,752 |
| Materials and Supplies | | | | | | | | | | |
| 65110 - Office & Operating Suppl | 26,777 | 20,076 | 6,702 | 25 | 27,281 | 126,416 | 204,082 | (77,666) | (61) | 181,522 |
| 65120 - Safety Equipment & Suppl | 4,566 | 5,581 | (1,015) | (22) | 4,733 | 37,638 | 45,821 | (8,183) | (22) | 62,907 |
| 65130 - Tools - Small | 3,200 | 2,825 | 375 | 12 | 558 | 15,900 | 12,670 | 3,230 | 20 | 2,273 |
| 65199 - OH Contra | 0 | 0 | 0 | 0 | (615) | 0 | 0 | 0 | 0 | (8,187) |
| Total Materials and Supplies | 34,544 | 28,482 | 6,062 | 18 | 31,956 | 179,954 | 262,572 | (82,618) | (46) | 238,515 |
| Insurance | | | | | | | | | | |
| 67170 - Insurance - Property | 74,969 | 58,335 | 16,634 | 22 | 52,678 | 374,843 | 291,674 | 83,169 | 22 | 263,388 |
| 67171 - Insurance - Liability | 13,008 | 13,599 | (591) | (5) | 11,825 | 65,038 | 67,994 | (2,956) | (5) | 59,125 |
| 67172 - Insurance - Public Offic | 15,635 | 15,494 | 140 | 1 | 15,033 | 78,673 | 77,471 | 1,202 | 2 | 75,671 |
| 67173 - Insurance Miscellaneous | 11,949 | 11,636 | 313 | 3 | 11,636 | 178,310 | 176,689 | 1,621 | 1 | 162,848 |
| Total Insurance | 115,559 | 99,063 | 16,496 | 14 | 91,172 | 696,864 | 613,827 | 83,036 | 12 | 561,032 |

San Diego County Regional Airport Authority
Authority Detail Income Statement - Supplemental Schedule
For the five months ended November 30, 2019
(Unaudited)

Print Date: 12/9/2019
Print Time: 2:11:29PM
Report ID: GL0012

| | Month to Date | | | | | Year to Date | | | | |
|---|-------------------|-------------------|----------------------------------|------------------|-------------------|-------------------|-------------------|----------------------------------|------------------|-------------------|
| | Budget | Actual | Variance Favorable (Unfavorable) | Variance Percent | Prior Year Actual | Budget | Actual | Variance Favorable (Unfavorable) | Variance Percent | Prior Year Actual |
| Employee Development and Suppo | | | | | | | | | | |
| 66120 - Awards - Service | \$12,647 | \$1,382 | \$11,264 | 89 | \$7,824 | \$35,916 | \$32,277 | \$3,638 | 10 | \$18,575 |
| 66130 - Book & Periodicals | 4,230 | 3,933 | 297 | 7 | 6,709 | 21,698 | 18,650 | 3,048 | 14 | 20,045 |
| 66220 - Permits/Certificates/Lic | 1,258 | 15,446 | (14,188) | (1,127) | 4,840 | 68,607 | 23,904 | 44,702 | 65 | 50,677 |
| 66260 - Recruiting | 1,500 | 570 | 930 | 62 | 259 | 14,334 | 14,727 | (393) | (3) | 11,445 |
| 66280 - Seminars & Training | 34,374 | 32,909 | 1,465 | 4 | 29,210 | 195,917 | 163,304 | 32,613 | 17 | 109,133 |
| 66290 - Transportation | 12,551 | 11,767 | 784 | 6 | 12,089 | 63,607 | 58,399 | 5,208 | 8 | 56,106 |
| 66299 - OH Contra | 0 | 0 | 0 | 0 | (6,465) | 0 | 0 | 0 | 0 | (13,349) |
| 66305 - Travel-Employee Developm | 22,220 | 31,264 | (9,044) | (41) | 21,746 | 123,897 | 132,514 | (8,617) | (7) | 101,787 |
| 66310 - Tuition | 2,889 | 0 | 2,889 | 100 | 0 | 14,443 | 17,818 | (3,375) | (23) | 12,523 |
| 66320 - Uniforms | 6,492 | 3,064 | 3,428 | 53 | 4,723 | 35,212 | 31,721 | 3,491 | 10 | 29,471 |
| Total Employee Development and Suppo | 98,160 | 100,335 | (2,175) | (2) | 80,936 | 573,630 | 493,314 | 80,316 | 14 | 396,413 |
| Business Development | | | | | | | | | | |
| 66100 - Advertising | 126,604 | 28,537 | 98,067 | 77 | 15,106 | 274,033 | 175,276 | 98,757 | 36 | 733,960 |
| 66110 - Allowance for Bad Debts | 0 | 0 | 0 | 0 | 0 | 2,500 | 200 | 2,300 | 92 | 0 |
| 66200 - Memberships & Dues | 14,707 | 14,013 | 694 | 5 | 18,730 | 148,001 | 142,916 | 5,085 | 3 | 144,588 |
| 66230 - Postage & Shipping | 1,246 | 710 | 535 | 43 | 507 | 8,094 | 10,067 | (1,973) | (24) | 8,038 |
| 66240 - Promotional Activities | 236,432 | 52,788 | 183,645 | 78 | 86,997 | 579,756 | 282,391 | 297,365 | 51 | 511,984 |
| 66250 - Promotional Materials | 12,379 | 6,570 | 5,809 | 47 | 16,212 | 24,896 | 19,584 | 5,312 | 21 | 20,193 |
| 66300 - Travel-Business Developm | 43,800 | 12,611 | 31,189 | 71 | 36,279 | 141,650 | 91,483 | 50,168 | 35 | 106,208 |
| Total Business Development | 435,168 | 115,228 | 319,940 | 74 | 173,830 | 1,178,930 | 721,917 | 457,013 | 39 | 1,524,972 |
| Equipment Rentals and Repairs | | | | | | | | | | |
| 66140 - Computer Licenses & Agre | 77,565 | 76,677 | 888 | 1 | 44,335 | 262,369 | 256,980 | 5,388 | 2 | 78,668 |
| 66150 - Equipment Rental/Leasing | 17,379 | 23,277 | (5,897) | (34) | 8,417 | 135,897 | 117,049 | 18,848 | 14 | 117,034 |
| 66160 - Tenant Improvements | 56,000 | 11,267 | 44,733 | 80 | 55,688 | 337,000 | 330,330 | 6,670 | 2 | 335,030 |
| 66270 - Repairs - Office Equipme | 186,424 | 179,687 | 6,736 | 4 | 202,821 | 917,009 | 749,292 | 167,717 | 18 | 984,933 |
| 66279 - OH Contra | 0 | 0 | 0 | 0 | (10,480) | 0 | 0 | 0 | 0 | (132,171) |
| Total Equipment Rentals and Repairs | 337,368 | 290,907 | 46,460 | 14 | 300,781 | 1,652,274 | 1,453,650 | 198,624 | 12 | 1,383,493 |
| Total Non-Personnel Expenses | 10,496,814 | 10,092,574 | 404,240 | 4 | 10,210,504 | 53,445,985 | 50,854,130 | 2,591,854 | 5 | 53,345,048 |
| Total Departmental Expenses before | 14,517,313 | 14,062,903 | 454,410 | 3 | 13,993,401 | 74,017,378 | 70,790,179 | 3,227,199 | 4 | 71,938,389 |

San Diego County Regional Airport Authority
Authority Detail Income Statement - Supplemental Schedule
For the five months ended November 30, 2019
(Unaudited)

Print Date: 12/9/2019
Print Time: 2:11:29PM
Report ID: GL0012

| | Month to Date | | | | | Year to Date | | | | |
|--|-------------------|-------------------|----------------------------------|------------------|-------------------|--------------------|--------------------|----------------------------------|------------------|--------------------|
| | Budget | Actual | Variance Favorable (Unfavorable) | Variance Percent | Prior Year Actual | Budget | Actual | Variance Favorable (Unfavorable) | Variance Percent | Prior Year Actual |
| Depreciation and Amortization | | | | | | | | | | |
| 69110 - Depreciation Expense | \$10,347,964 | \$10,347,964 | \$0 | 0 | \$9,389,775 | \$51,815,013 | \$51,815,013 | \$0 | 0 | \$46,398,065 |
| Total Depreciation and Amortization | 10,347,964 | 10,347,964 | 0 | 0 | 9,389,775 | 51,815,013 | 51,815,013 | 0 | 0 | 46,398,065 |
| Non-Operating Revenue/(Expense) | | | | | | | | | | |
| Passenger Facility Charges | | | | | | | | | | |
| 71110 - Passenger Facility Chrg | 3,658,136 | 3,802,055 | 143,919 | 4 | 3,576,203 | 19,930,063 | 20,613,490 | 683,427 | 3 | 19,441,484 |
| Total Passenger Facility Charges | 3,658,136 | 3,802,055 | 143,919 | 4 | 3,576,203 | 19,930,063 | 20,613,490 | 683,427 | 3 | 19,441,484 |
| Customer Facility Charges | | | | | | | | | | |
| 71120 - Customer facility charges (Con | 3,253,440 | 3,269,545 | 16,106 | 0 | 3,194,703 | 17,896,514 | 18,175,051 | 278,536 | 2 | 17,791,358 |
| Total Customer Facility Charges | 3,253,440 | 3,269,545 | 16,106 | 0 | 3,194,703 | 17,896,514 | 18,175,051 | 278,536 | 2 | 17,791,358 |
| Quieter Home Program | | | | | | | | | | |
| 71212 - Quieter Home - Labor | (45,850) | (20,402) | 25,448 | 56 | (25,570) | (229,250) | (127,806) | 101,444 | 44 | (143,732) |
| 71213 - Quieter Home - Burden | 0 | (10,399) | (10,399) | 0 | (12,340) | 0 | (61,684) | (61,684) | 0 | (67,038) |
| 71214 - Quieter Home - Overhead | 0 | (268) | (268) | 0 | (15,667) | 0 | (41,320) | (41,320) | 0 | (70,765) |
| 71215 - Quieter Home - Material | (1,323,245) | (917,984) | 405,261 | 31 | (1,154,664) | (6,033,661) | (7,051,107) | (1,017,446) | (17) | (5,327,657) |
| 71216 - Quieter Home Program | 1,095,276 | 757,497 | (337,779) | (31) | 1,146,053 | 5,010,329 | 5,772,359 | 762,030 | 15 | 4,438,560 |
| 71224 - Joint Studies Overhead | 0 | 0 | 0 | 0 | 0 | 0 | 0 | 0 | 0 | (149) |
| 71225 - Joint Studies - Material | 0 | 0 | 0 | 0 | 0 | 0 | 0 | 0 | 0 | (192) |
| 71226 - Contractor Overhead | 0 | 0 | 0 | 0 | 0 | 0 | 0 | 0 | 0 | 192 |
| Total Quieter Home Program | (273,819) | (191,556) | 82,263 | 30 | (62,188) | (1,252,582) | (1,509,558) | (256,976) | (21) | (1,170,781) |
| Interest Income | | | | | | | | | | |
| 71310 - Interest - Investments | 1,338,813 | 979,792 | (359,021) | (27) | 762,287 | 6,381,830 | 4,909,382 | (1,472,448) | (23) | 3,721,653 |
| 71340 - Interest - Note Receivab | 138,722 | 138,722 | 0 | 0 | 147,486 | 715,072 | 715,072 | 0 | 0 | 759,359 |
| 71350 - Interest - Other | 0 | 0 | 0 | 0 | 0 | 0 | (1,284) | (1,284) | 0 | (1,559) |
| 71361 - Interest Income - 2010 Bonds | 0 | 94,834 | 94,834 | 0 | 99,991 | 0 | 515,444 | 515,444 | 0 | 559,804 |
| 71363 - Interest Income - 2013 Bonds | 0 | 66,761 | 66,761 | 0 | 25,362 | 0 | 360,768 | 360,768 | 0 | 294,817 |
| 71364 - Interest Income - 2017 Bond A | 0 | 98,679 | 98,679 | 0 | 163,526 | 0 | 550,612 | 550,612 | 0 | 827,267 |
| 71365 - Interest Income - 2014 Bond A | 0 | 63,295 | 63,295 | 0 | 59,382 | 0 | 350,867 | 350,867 | 0 | 349,386 |
| Total Interest Income | 1,477,535 | 1,442,083 | (35,452) | (2) | 1,258,035 | 7,096,902 | 7,400,861 | 303,959 | 4 | 6,510,727 |
| Interest income BAB's rebate | | | | | | | | | | |
| 71362 - BAB interest rebate | 388,849 | 390,515 | 1,665 | 0 | 388,849 | 1,944,246 | 1,952,573 | 8,327 | 0 | 1,944,246 |
| Total Interest income BAB's rebate | 388,849 | 390,515 | 1,665 | 0 | 388,849 | 1,944,246 | 1,952,573 | 8,327 | 0 | 1,944,246 |

San Diego County Regional Airport Authority
Authority Detail Income Statement - Supplemental Schedule
For the five months ended November 30, 2019
(Unaudited)

Print Date: 12/9/2019
Print Time: 2:11:29PM
Report ID: GL0012

| | Month to Date | | | | | Year to Date | | | | |
|---|--------------------|--------------------|----------------------------------|------------------|--------------------|---------------------|---------------------|----------------------------------|------------------|---------------------|
| | Budget | Actual | Variance Favorable (Unfavorable) | Variance Percent | Prior Year Actual | Budget | Actual | Variance Favorable (Unfavorable) | Variance Percent | Prior Year Actual |
| Interest Expense | | | | | | | | | | |
| 71411 - Interest Expense- 2010 Bonds | \$(2,439,900) | \$(2,439,900) | \$0 | 0 | \$(2,481,737) | \$(12,199,499) | \$(12,199,499) | \$0 | 0 | \$(12,408,687) |
| 71412 - Interest Expense 2013 Bonds | (1,506,779) | (1,506,779) | 0 | 0 | (1,514,513) | (7,533,896) | (7,533,896) | 0 | 0 | (7,572,563) |
| 71413 - Interest Expense 2014 Bond A | (1,335,732) | (1,335,732) | 0 | 0 | (1,349,970) | (6,678,662) | (6,678,662) | 0 | 0 | (6,749,852) |
| 71414 - Interest Expense 2017 Bond A | (1,174,208) | (1,174,208) | 0 | 0 | (1,192,792) | (5,871,042) | (5,871,042) | 0 | 0 | (5,963,958) |
| 71420 - Interest Expense-Variable Debt | (321,215) | (84,122) | 237,093 | 74 | (45,506) | (1,381,237) | (340,822) | 1,040,415 | 75 | (209,122) |
| 71430 - LOC Fees - C/P | (6,005) | (28,748) | (22,743) | (379) | (86,082) | (30,025) | (190,921) | (160,896) | (536) | (250,166) |
| 71450 - Trustee Fee Bonds | (8,967) | (1,050) | 7,917 | 88 | (1,050) | (8,967) | (1,050) | 7,917 | 88 | (1,050) |
| 71451 - Program Fees - Variable Debt | (417) | 0 | 417 | 100 | 0 | (2,083) | 0 | 2,083 | 100 | 0 |
| 71460 - Interest Expense - Other | 0 | (6,904) | (6,904) | 0 | (6,615) | 0 | (55,709) | (55,709) | 0 | (11,435) |
| 71461 - Interest Expense - Cap Leases | (50,918) | (50,918) | 0 | 0 | (52,851) | (256,255) | (256,255) | 0 | 0 | (265,774) |
| Total Interest Expense | (6,844,141) | (6,628,361) | 215,780 | 3 | (6,731,115) | (33,961,667) | (33,127,856) | 833,810 | 2 | (33,432,607) |
| Amortization | | | | | | | | | | |
| 69210 - Amortization - Premium | 459,538 | 459,538 | 0 | 0 | 473,204 | 2,322,963 | 2,322,963 | 0 | 0 | 2,391,699 |
| Total Amortization | 459,538 | 459,538 | 0 | 0 | 473,204 | 2,322,963 | 2,322,963 | 0 | 0 | 2,391,699 |
| Other Non-Operating Income (Expense) | | | | | | | | | | |
| 71520 - Fixed Asset Disposal-Gain | 0 | 0 | 0 | 0 | 0 | 0 | 4,000 | 4,000 | 0 | 0 |
| 71530 - Gain/Loss On Investments | 0 | (428,059) | (428,059) | 0 | 593,301 | 0 | 1,719,330 | 1,719,330 | 0 | 13,791 |
| 71540 - Discounts Earned | 0 | 0 | 0 | 0 | 0 | 0 | 2,050 | 2,050 | 0 | 2,313 |
| 71610 - Legal Settlement Expense | 0 | 0 | 0 | 0 | 0 | 0 | (10,000) | (10,000) | 0 | 0 |
| 71620 - Other non-operating revenue (e | 0 | 5,877 | 5,877 | 0 | 7,934 | 0 | 82,425 | 82,425 | 0 | 18,690 |
| 71630 - Other Non-Operating Expe | 0 | 0 | 0 | 0 | 0 | 0 | 0 | 0 | 0 | 0 |
| 73300 - DMJM and Auth OH Clearin | 0 | 0 | 0 | 0 | 0 | 0 | 24,334 | 24,334 | 0 | 0 |
| Total Other Non-Operating Income (Expense) | 0 | (422,182) | (422,182) | 0 | 601,235 | 0 | 1,822,138 | 1,822,138 | 0 | 34,794 |
| Total Non-Operating Revenue/(Expense) | 2,119,538 | 2,121,637 | 2,099 | 0 | (2,698,925) | 13,976,440 | 17,649,662 | 3,673,221 | 26 | (13,510,920) |
| Capital Grant Contribution | | | | | | | | | | |
| 72100 - AIP Grants | 1,073,696 | 791,493 | (282,203) | (26) | 1,198,276 | 1,857,069 | 1,673,570 | (183,499) | (10) | 3,143,653 |
| Total Capital Grant Contribution | 1,073,696 | 791,493 | (282,203) | (26) | 1,198,276 | 1,857,069 | 1,673,570 | (183,499) | (10) | 3,143,653 |
| Total Expenses Net of Non-Operating Revenue/ (Expense) | 21,672,044 | 21,497,738 | 174,306 | 1 | 19,485,974 | 109,998,882 | 103,281,961 | 6,716,921 | 6 | 101,681,882 |
| Net Income/(Loss) | 5,880,078 | 6,634,796 | 754,718 | 13 | 4,778,607 | 34,770,413 | 45,123,234 | 10,352,821 | 30 | 23,749,907 |

San Diego County Regional Airport Authority
Authority Detail Income Statement - Supplemental Schedule
For the five months ended November 30, 2019
(Unaudited)

Print Date: 12/9/2019
Print Time: 2:11:29PM
Report ID: GL0012

| | Month to Date | | | | | Year to Date | | | | |
|----------------------------------|-----------------|-----------|----------------------------------|------------------|-------------------|------------------|-------------|----------------------------------|------------------|-------------------|
| | Budget | Actual | Variance Favorable (Unfavorable) | Variance Percent | Prior Year Actual | Budget | Actual | Variance Favorable (Unfavorable) | Variance Percent | Prior Year Actual |
| Equipment Outlay | | | | | | | | | | |
| 73200 - Equipment Outlay Expendi | \$(13,333) | \$(8,224) | \$5,109 | 38 | \$374,261 | \$(490,667) | \$(175,759) | \$314,907 | 64 | \$317,771 |
| 73299 - Capitalized Equipment Co | 0 | 8,224 | 8,224 | 0 | (374,261) | 0 | 175,759 | 175,759 | 0 | (317,771) |
| Total Equipment Outlay | (13,333) | 0 | 13,333 | 100 | 0 | (490,667) | 0 | 490,667 | 100 | 0 |



SAN DIEGO
INTERNATIONAL AIRPORT

LET'S **GO.**

Review of the Unaudited Financial Statements for the Five Months Ended November 30, 2019 and 2018

Presented by:

Scott Brickner

Chief Financial Officer

Kathy Kiefer

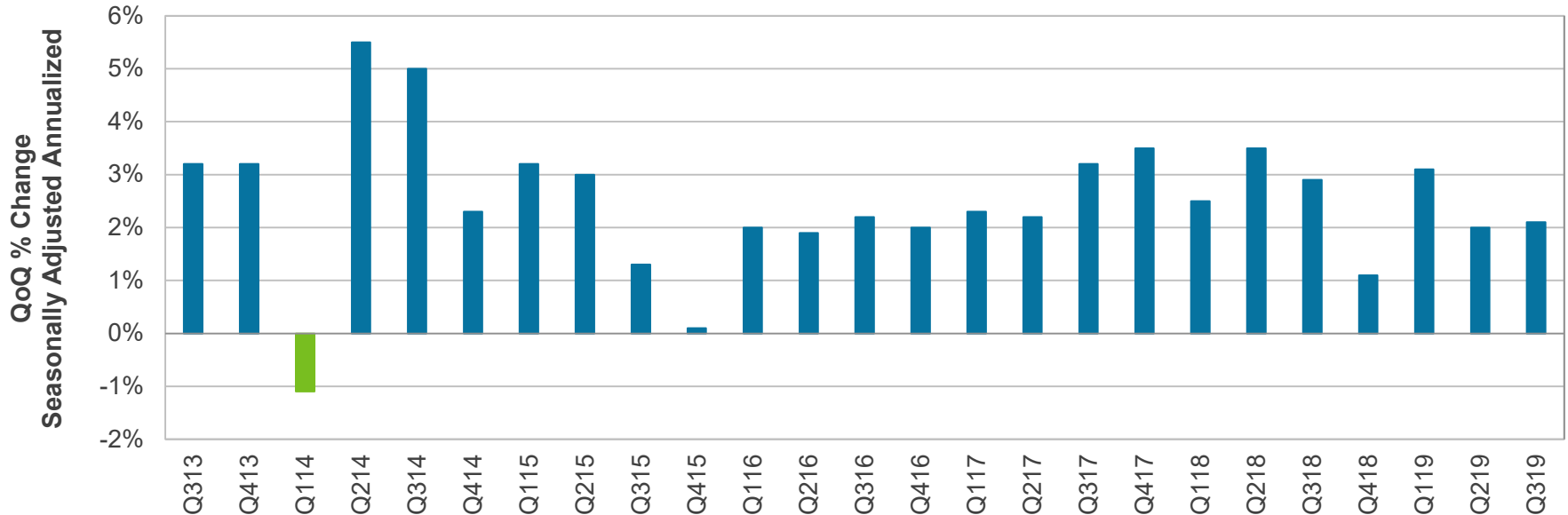
Senior Director, Finance, Accounting, & Airline Relations

December 19, 2019

Third Quarter GDP

According to the second estimate, GDP growth was stronger than expected in the third quarter, up 2.1% on an annualized rate versus the initial estimate of 1.9%. This follows growth of 3.1% in the first quarter, and 2.0% in the second quarter. Third quarter growth was fueled by consumer spending which contributed 2.0% to GDP in the quarter, while exports were a drag on the economy. Although the pace of GDP growth was stronger than expected in the third quarter, the consensus estimate for the current quarter signals a slowdown to 1.6% growth. The consensus forecast calls for GDP growth of 1.8% in 2020 versus 2.3% in 2019 and 2.9% in 2018.

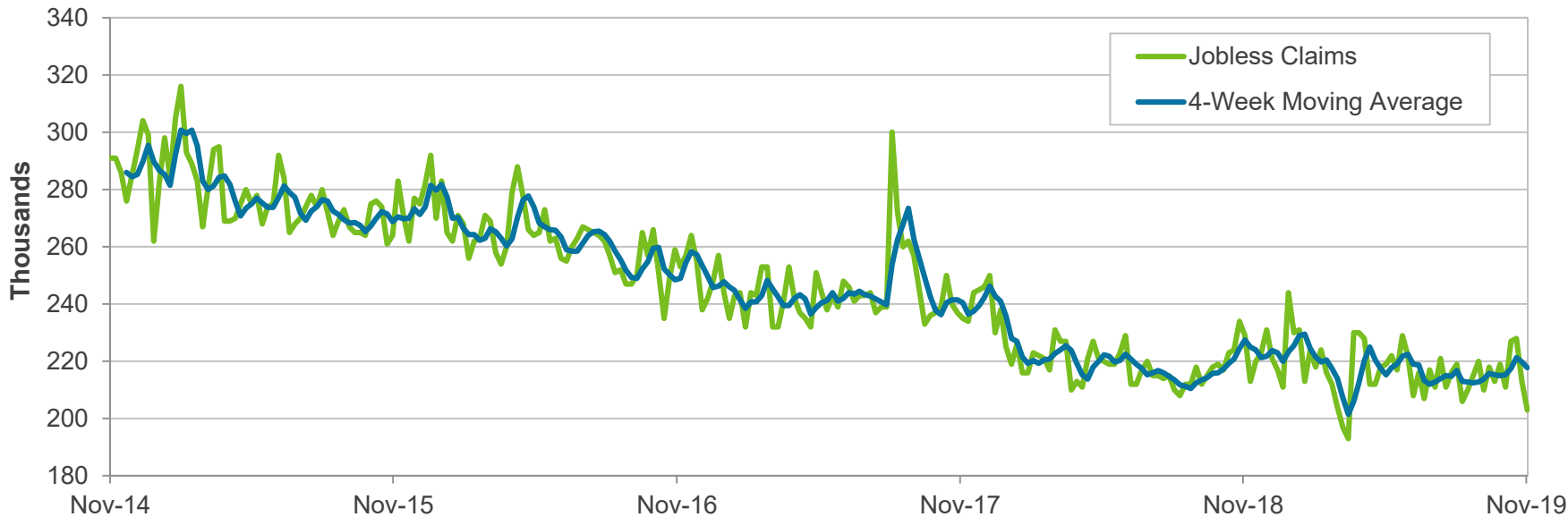
U.S. Gross Domestic Product (QoQ)
Third Quarter 2013 – Third Quarter 2019



Initial Claims For Unemployment

For the week ending November 29, initial jobless claims declined by 10,000 to 203,000. The 4-week moving average decreased by 2000 to 217,750. Initial jobless claims remain low and are consistent with a strong labor market.

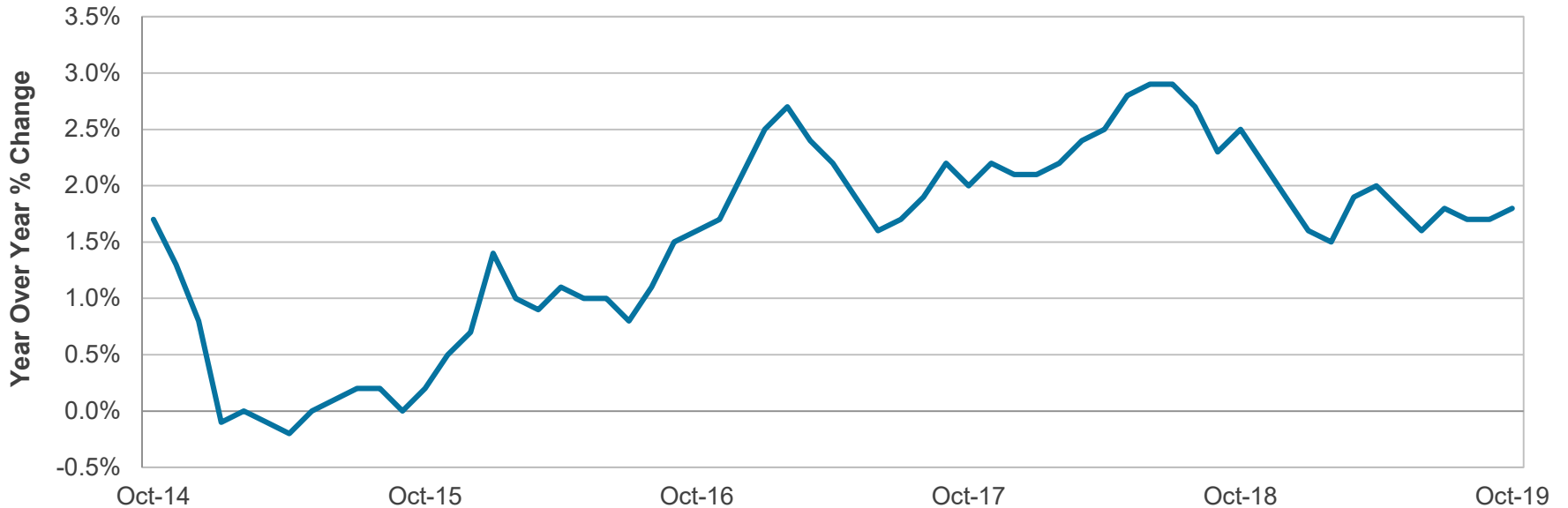
Initial Jobless Claims and 4-Week Moving Average
November 28, 2014 – November 29, 2019



Consumer Price Index

The Consumer Price Index (CPI) was up 1.8% year-over-year in October, up from 1.7% in September. Core CPI (CPI less food and energy) declined to 2.3% year-over-year in October, down from 2.4% in September. Overall, inflationary pressures remain subdued.

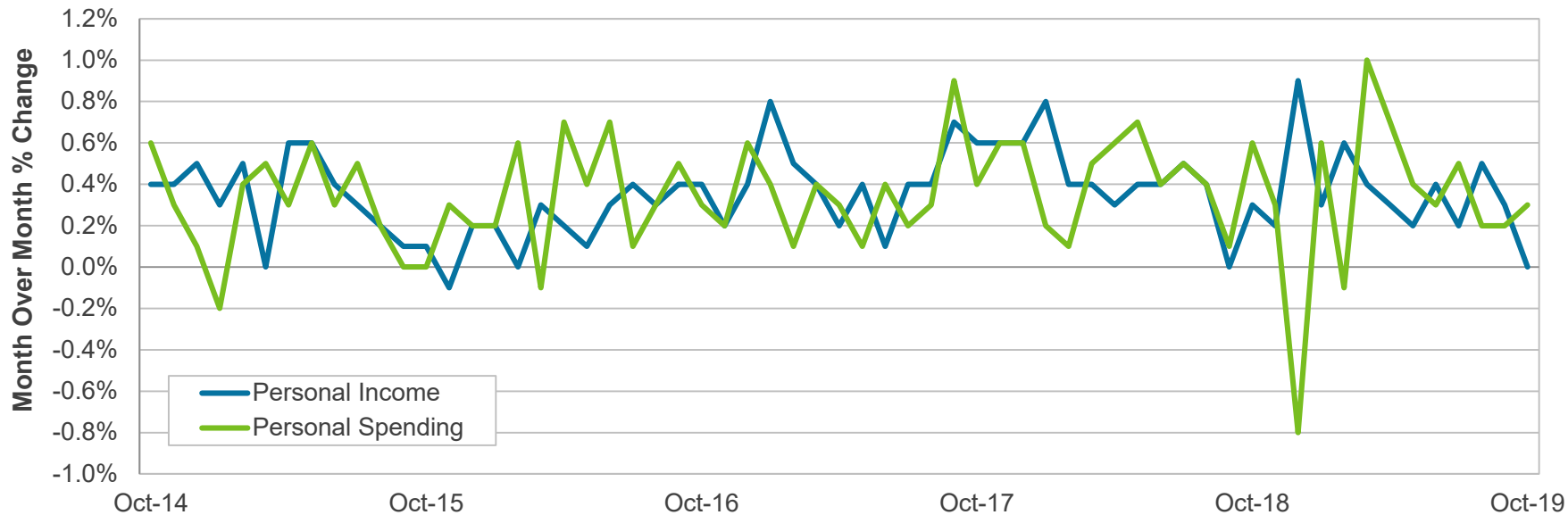
Consumer Price Index (YoY%)
October 2014 – October 2019



Personal Income and Spending

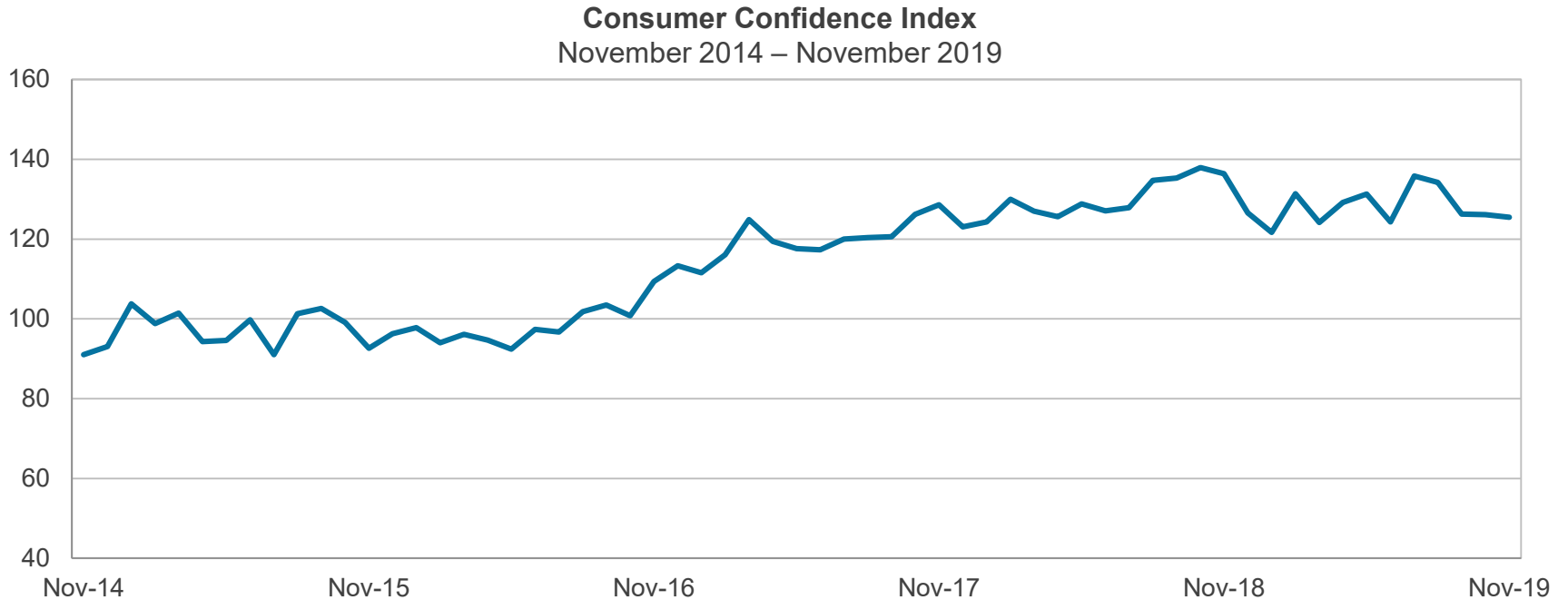
Personal income was flat in October (below expectations of 0.3%), following a 0.3% increase in September. Consumer spending increased 0.3% in October (in line with expectations), following growth of 0.2% in September. Overall, income was somewhat soft but spending trends remain favorable.

Personal Income and Spending (MoM%)
October 2014 – October 2019



Consumer Confidence Index

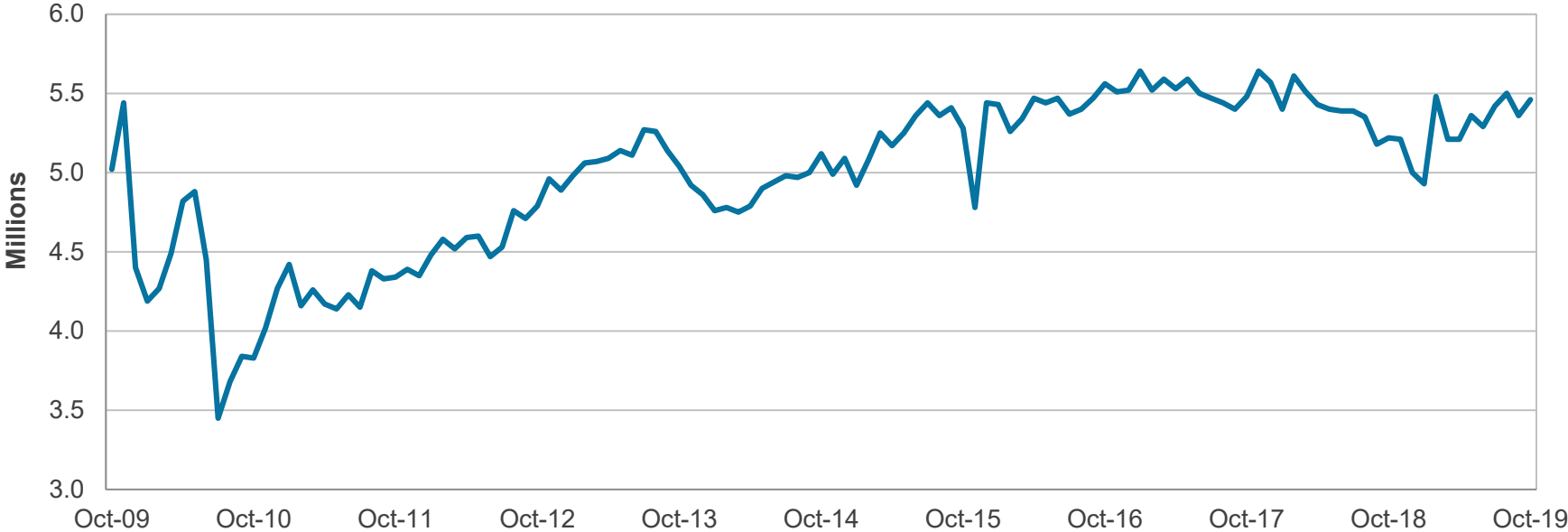
The Consumer Confidence Index declined further to 125.5 in November from 126.1 in October and 126.3 in September. Nevertheless, the index remains at a strong level.



Existing Home Sales

Existing home sales rose 1.9% in October to a seasonally adjusted rate of 5.460 million units (slightly lower than expected), following a 2.5% decrease in September. On a year-over-year basis, sales of existing homes were up 4.6% in October. The underlying trend suggests that housing momentum has picked up.

U.S. Existing Home Sales (MoM)
October 2009 – October 2019

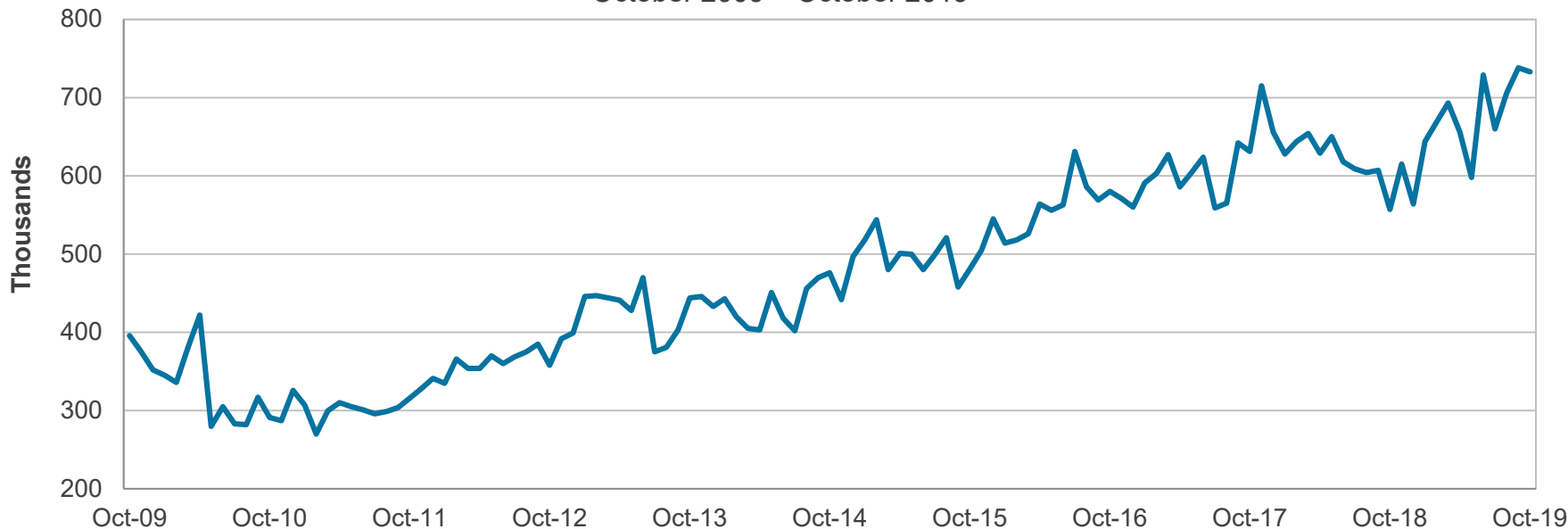


New Home Sales

New home sales were roughly flat in October at an annualized rate of 733,000 units, following a strong gain in September. The trailing 3-month average shows accelerating momentum. Overall, we believe the housing market is benefiting from lower mortgage rates and increased affordability.

U.S. New Home Sales

October 2009 – October 2019



Crude Oil Prices

U.S. West Texas Intermediate (WTI) crude settled at \$58.43 per barrel on December 5, above its one month average of \$57.14 and its one year average of \$56.18. Oil prices have increased over the past two months largely due to increased optimism regarding global trade as well as expectations for deeper OPEC productions cuts.

West Texas Intermediate Oil Price Per Barrel (WTI Spot)

December 6, 2014 – December 6, 2019



Jet Fuel Prices

Jet fuel (U.S. Gulf Coast Spot) closed at \$1.818 per gallon on December 5, which was above its one month average of \$1.812 and its one year average of \$1.860.

U.S. Gulf Coast 54 Grade Jet Fuel Spot Price
December 6, 2014 – December 6, 2019



U.S. Equity Markets

Year-over-year, the DJIA and S&P 500 indices are up 10.9% and 15.6%, respectively. Uncertainty about trade, Brexit, and central bank policy have fueled financial market volatility this year but the overall trajectory for equities has been positive.

Dow Jones Industrial Average (DJIA) and S&P 500 Indices
December 6, 2014 – December 6, 2019



Treasury Yield History

The Treasury yield curve has begun to normalize and is now upward sloping. The yield on 5-year Treasuries is now about 4 basis points higher than the yield on 2-year Treasuries. We believe fed funds rate cuts and increased optimism regarding trade and global inflation expectations has helped to normalize the Treasury yield curve.

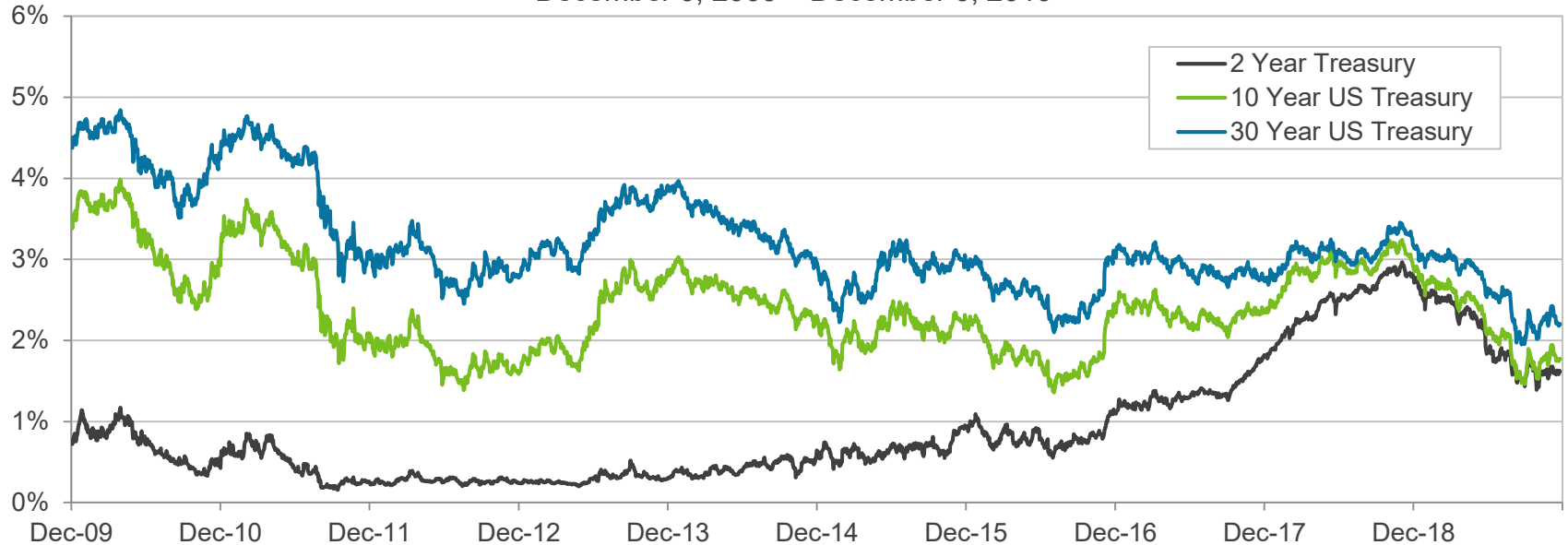
2- and 5-year U.S. Treasury Yields
December 6, 2018 – December 5, 2019



Treasury Yield History

Year-over-year, the yield on 3-month T-bills is down about 88 basis points, the yield on 2-year Treasuries is down 120 basis points, the yield on 5-year Treasuries is down 115 basis points, and the yield on 10-year Treasuries is down 110 basis points. The decline in yields was driven in large part by declining global inflation expectations as well as fed funds rate cuts.

2-, 10- and 30-year U.S. Treasury Yields
December 6, 2009 – December 6, 2019

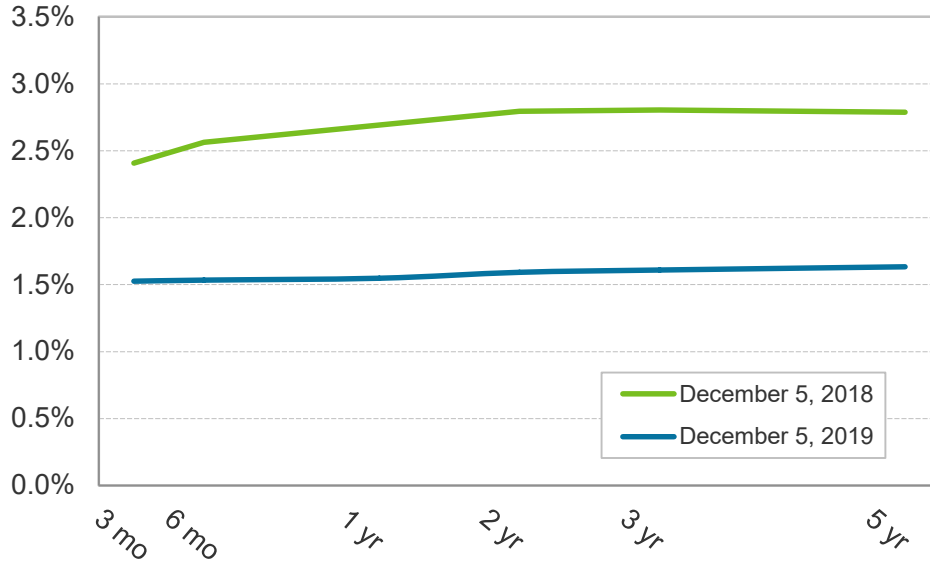


U.S. Treasury Yield Curve

Over the past year the shape of the yield curve has changed significantly. Throughout much of this year the Treasury yield curve was inverted, but in early October the 10-year US Treasury yield rose above the yield on the 3-month T-bill. This portion of the yield curve had been inverted since May 2019 (with a brief exception in July). The yield curve is currently upward sloping. The Fed has cut the fed funds target rate by a total of 75 basis points this year which has helped to normalize the slope of the Treasury yield curve.

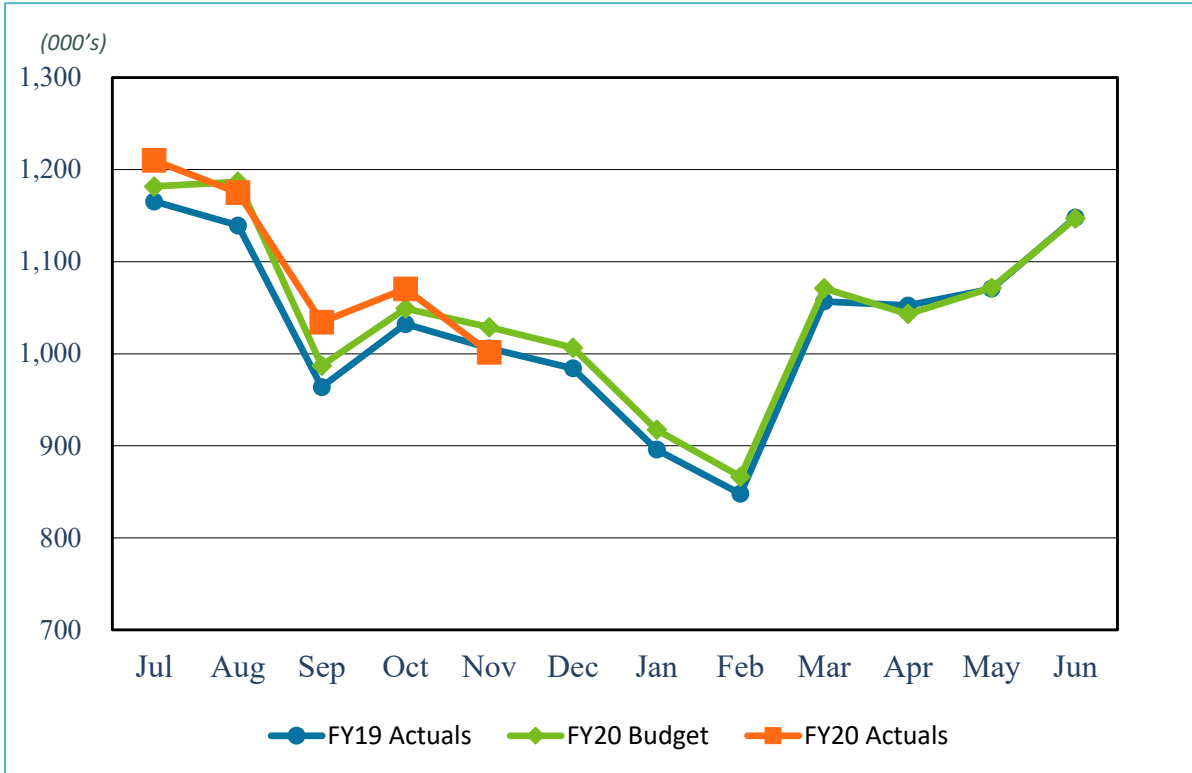
U.S. Treasury Yield Curve

December 5, 2018 versus December 5, 2019



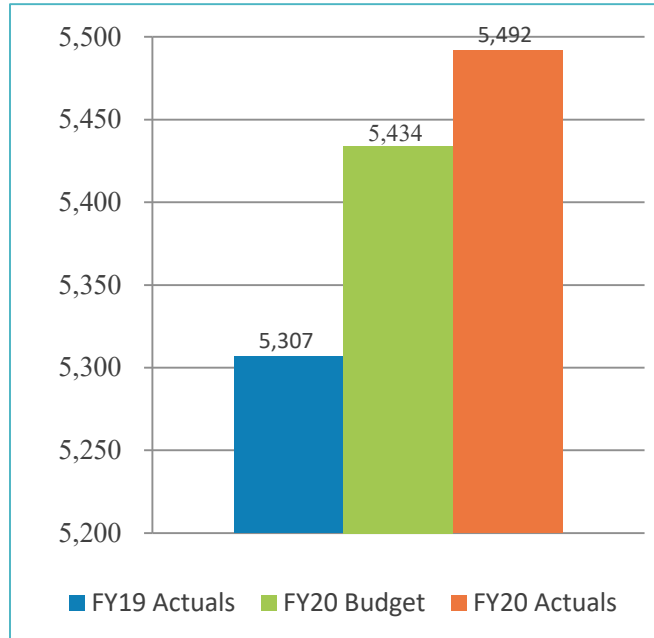
| | 12/5/18 | 12/5/19 | Change |
|---------------|---------|---------|---------|
| 3-Mo. | 2.41% | 1.53% | (0.88%) |
| 6-Mo. | 2.56% | 1.53% | (1.03%) |
| 1-Yr. | 2.69% | 1.55% | (1.14%) |
| 2-Yr. | 2.80% | 1.59% | (1.21%) |
| 3-Yr. | 2.81% | 1.61% | (1.20%) |
| 5-Yr. | 2.79% | 1.63% | (1.16%) |
| 10-Yr. | 2.91% | 1.81% | (1.10%) |
| 30-Yr. | 3.17% | 2.26% | (0.91%) |

Enplanements

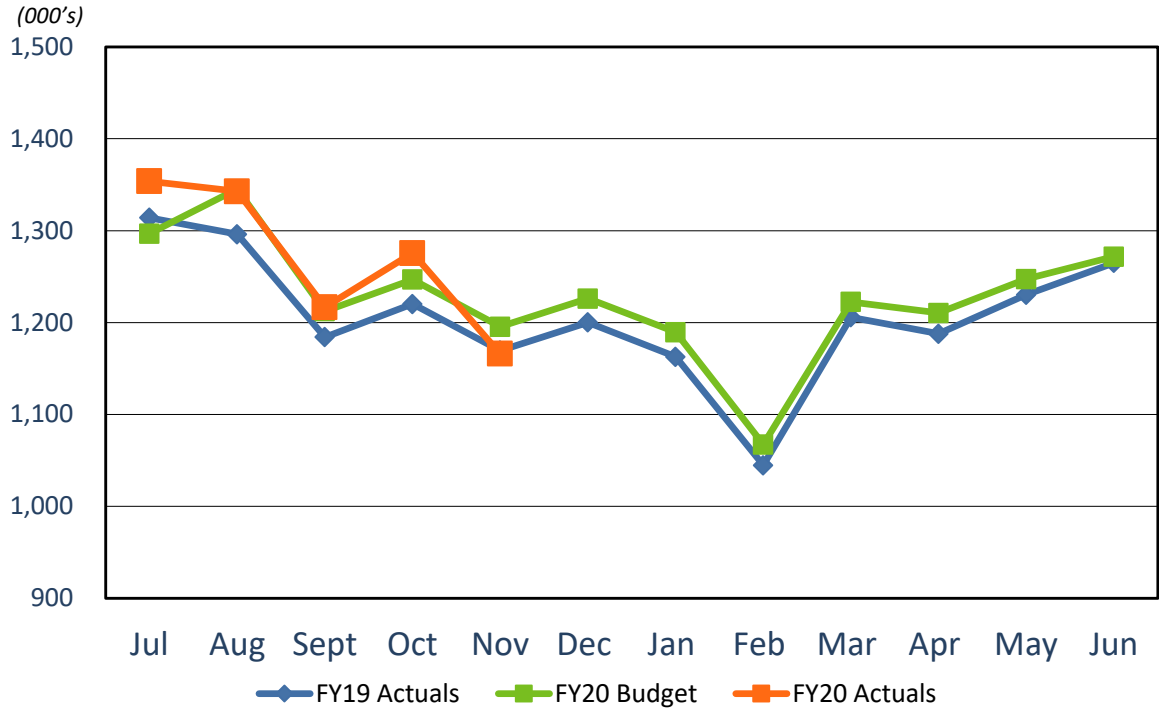


FY20 YTD Act Vs.
FY19 YTD Act
3.5%

FY20 YTD Act Vs.
FY20 YTD Budget
1.1%

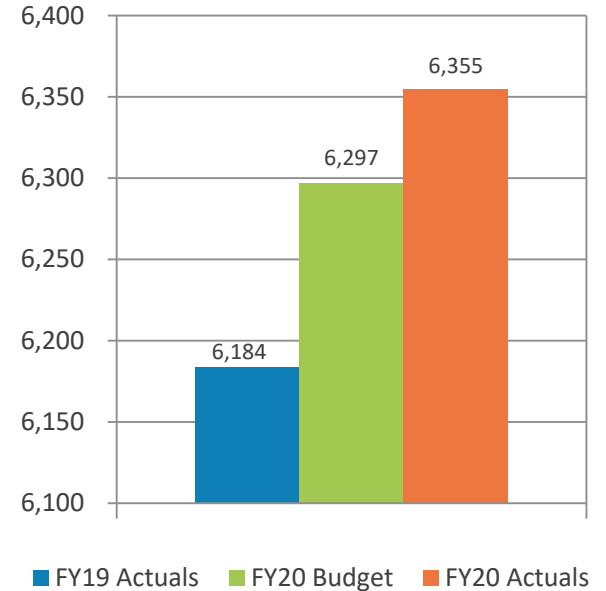


Gross Landing Weight Units (000 lbs)



FY20 YTD Act Vs.
FY19 YTD Act
2.8%

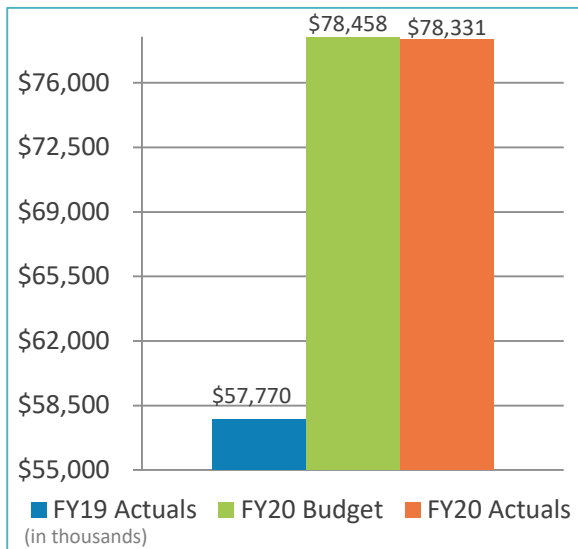
FY20 YTD Act Vs.
FY20 YTD Budget
0.9%



Operating Revenue (Unaudited)

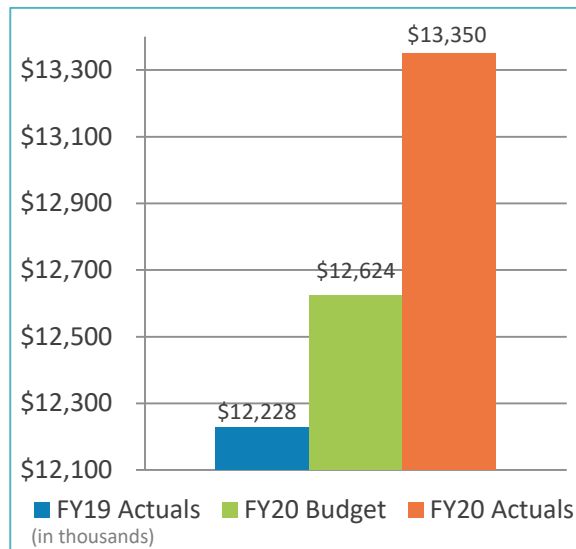
Aviation

| | |
|---|--|
| FY20 YTD Act Vs. FY19 YTD Act 35.6% | FY20 YTD Act Vs. FY20 YTD Budget -0.2% |
|---|--|



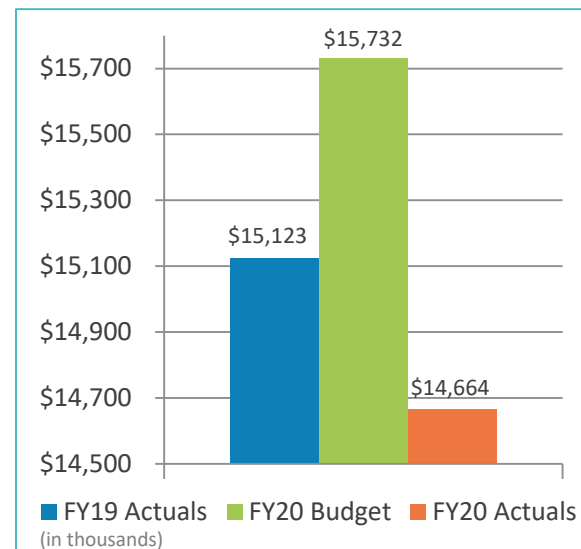
Terminal Concessions

| | |
|--|---|
| FY20 YTD Act Vs. FY19 YTD Act 9.2% | FY20 YTD Act Vs. FY20 YTD Budget 5.8% |
|--|---|



Rental Car

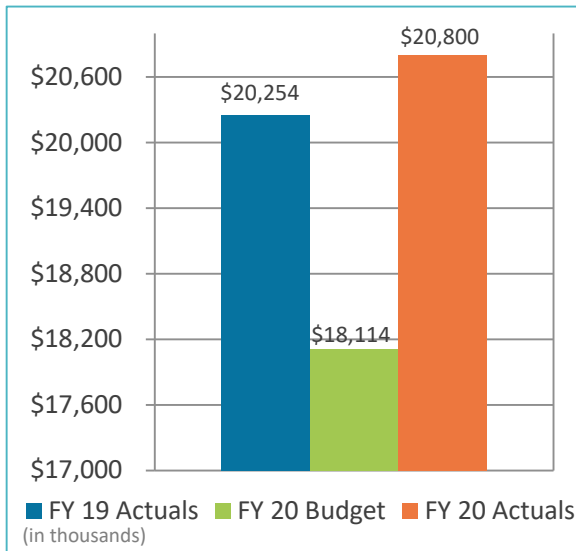
| | |
|---|--|
| FY20 YTD Act Vs. FY19 YTD Act -3.0% | FY20 YTD Act Vs. FY20 YTD Budget -6.8% |
|---|--|



Operating Revenue (Unaudited)

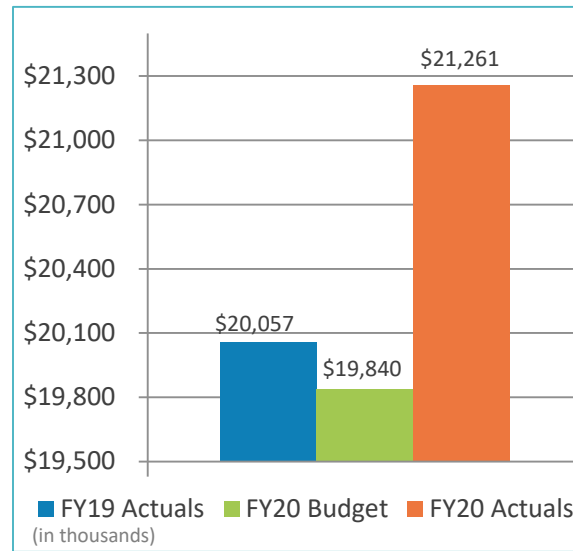
Parking Revenue

| | |
|--|--|
| FY20 YTD Act Vs. FY19 YTD Act 2.7% | FY20 YTD Act Vs. FY20 YTD Budget 14.8% |
|--|--|

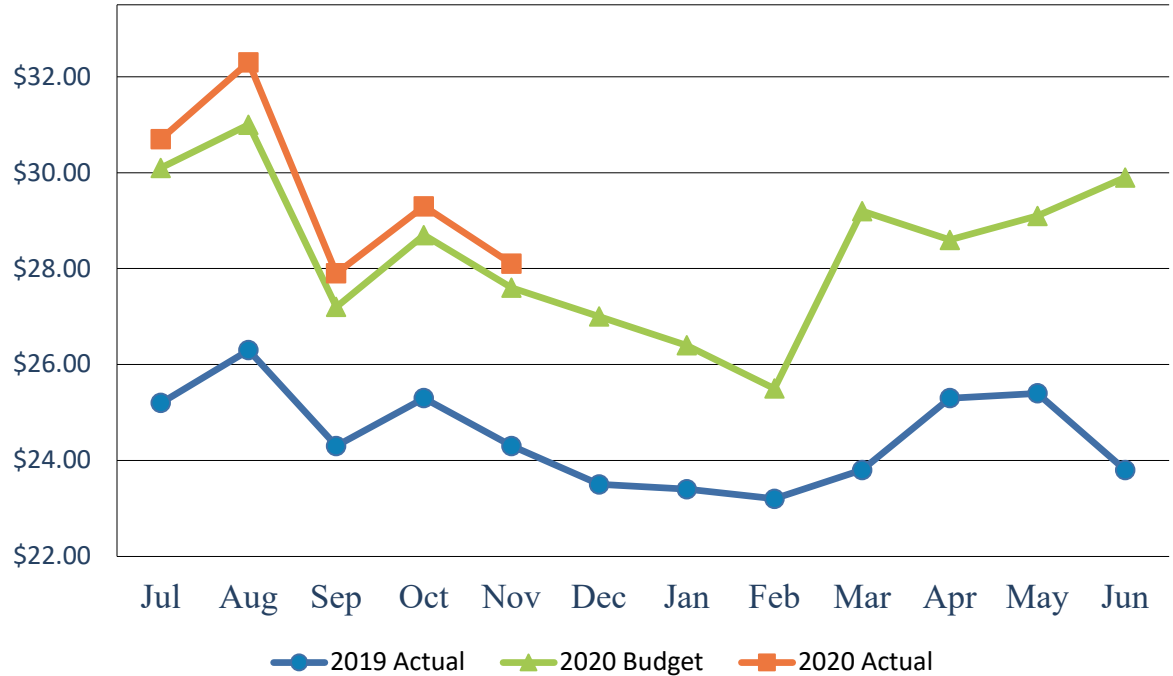


Other

| | |
|--|---|
| FY20 YTD Act Vs. FY19 YTD Act 6.0% | FY20 YTD Act Vs. FY20 YTD Budget 7.2% |
|--|---|



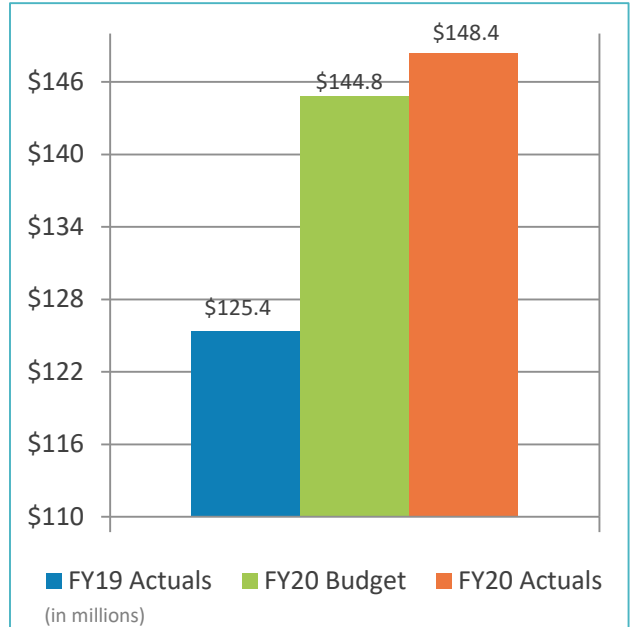
Total Operating Revenue (Unaudited)



(in millions)

FY20 YTD Act Vs.
FY19 YTD Act
18.3%

FY20 YTD Act Vs.
FY20 YTD Budget
2.5%



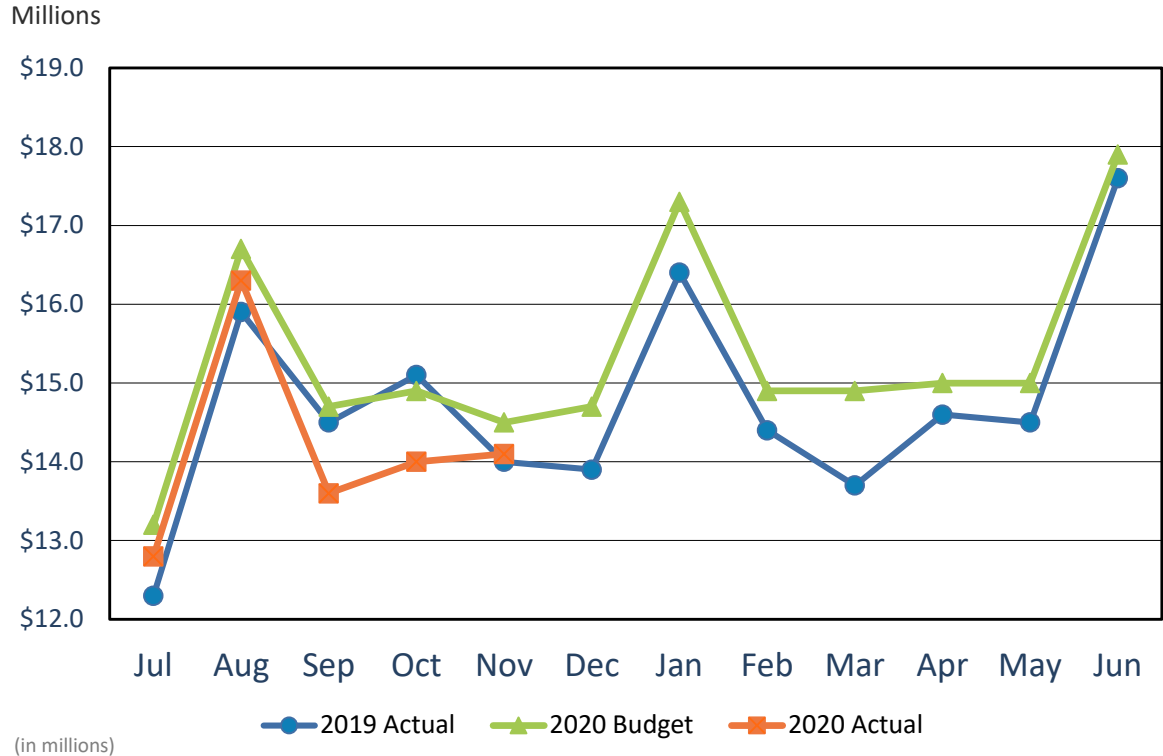
(in millions)

Operating Revenues

for the Five Months Ended November 30, 2019 (Unaudited)

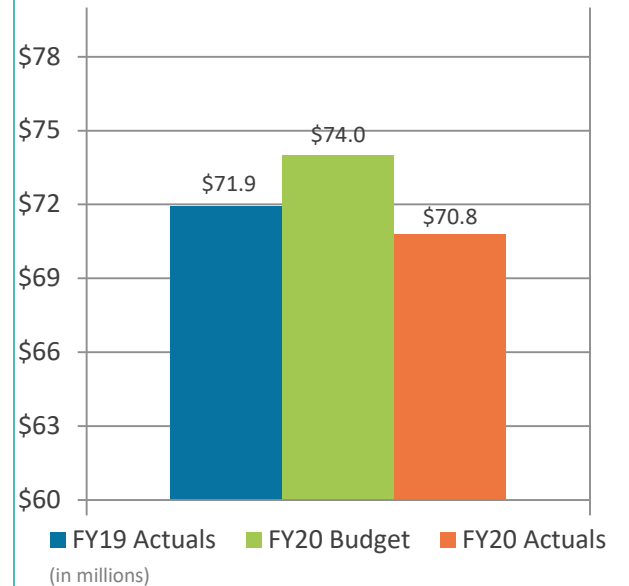
| (In thousands) | Budget | Actual | Favorable (Unfavorable) | % Change | Prior Year |
|---------------------------------|-------------------|-------------------|----------------------------|-------------|-------------------|
| Aviation | \$ 78,458 | \$ 78,331 | \$ (127) | - | \$ 57,770 |
| Terminal concessions | 12,624 | 13,350 | 726 | 6% | 12,228 |
| Rental car | 15,732 | 14,664 | (1,068) | (7)% | 15,123 |
| Parking | 18,114 | 20,800 | 2,686 | 15% | 20,254 |
| Other operating | 19,840 | 21,261 | 1,421 | 7% | 20,057 |
| Total operating revenues | \$ 144,768 | \$ 148,406 | \$ 3,638 | 3% | \$ 125,432 |

Total Operating Expenses (Unaudited)



FY20 YTD Act Vs.
FY19 YTD Act
1.5%

FY20 YTD Act Vs.
FY20 YTD Budget
4.3%



Operating Expenses

for the Five Months Ended November 30, 2019 (Unaudited)

| (In thousands) | Budget | Actual | Variance Favorable (Unfavorable) | % Change | Prior Year |
|----------------------------------|------------------|------------------|--|-------------|------------------|
| Salaries and benefits | \$ 20,571 | \$ 19,936 | \$ 635 | 3% | \$ 18,593 |
| Contractual services | 19,048 | 17,920 | 1,128 | 6% | 20,629 |
| Safety and security | 13,805 | 13,407 | 398 | 3% | 12,669 |
| Space rental | 4,246 | 4,252 | (6) | - | 4,246 |
| Utilities | 6,469 | 6,076 | 393 | 6% | 6,219 |
| Maintenance | 5,502 | 5,514 | (12) | - | 5,351 |
| Equipment and systems | 94 | 139 | (45) | (48)% | 127 |
| Materials and supplies | 180 | 263 | (83) | (46)% | 239 |
| Insurance | 697 | 614 | 83 | 12% | 561 |
| Employee development and support | 574 | 493 | 81 | 14% | 396 |
| Business development | 1,179 | 722 | 457 | 39% | 1,525 |
| Equipment rental and repairs | 1,652 | 1,454 | 198 | 12% | 1,383 |
| Total operating expenses | \$ 74,017 | \$ 70,790 | \$ 3,227 | 4% | \$ 71,938 |

Net Operating Income (Loss) Summary


for the Five Months Ended November 30, 2019 (Unaudited)

| (In thousands) | Budget | Actual | Variance Favorable (Unfavorable) | % Change | Prior Year |
|--------------------------------|------------------|------------------|--|-------------|-----------------|
| Total operating revenues | \$ 144,768 | \$ 148,406 | \$ 3,638 | 3% | \$ 125,432 |
| Total operating expenses | 74,017 | 70,790 | 3,227 | 4% | 71,938 |
| Income from operations | 70,751 | 77,616 | 6,865 | 10% | 53,494 |
| Depreciation | 51,815 | 51,815 | - | - | 46,398 |
| Operating income (loss) | \$ 18,936 | \$ 25,801 | \$ 6,865 | 36% | \$ 7,096 |

Nonoperating Revenues & Expenses

for the Five Months Ended November 30, 2019 (Unaudited)

| (In thousands) | Budget | Actual | Variance Favorable (Unfavorable) | % Change | Prior Year |
|--|------------------|---------------|--|-------------|------------------|
| Passenger facility charges | \$ 19,930 | \$ 20,613 | \$ 683 | 3% | \$ 19,441 |
| Customer facility charges (Rental Car Center) | 17,897 | 18,175 | 278 | 2% | 17,791 |
| Quieter Home Program, net | (1,253) | (1,510) | (257) | (21)% | (1,171) |
| Interest income | 7,097 | 7,401 | 304 | 4% | 6,511 |
| Interest expense (net) | (29,694) | (28,852) | 842 | 3% | (29,097) |
| Other nonoperating revenue (expense) | - | 1,822 | 1,822 | - | 35 |
| Nonoperating revenue, net | 13,977 | 17,649 | 3,672 | 26% | 13,510 |
| Change in net position before grant contributions | 32,913 | 43,450 | 10,537 | 32% | 20,606 |
| Capital grant contributions | 1,857 | 1,674 | (183) | (10)% | 3,144 |
| Change in net position | \$ 34,770 | 45,124 | \$ 10,354 | 30% | \$ 23,750 |



**Statements of Net Position (Unaudited)
November 30, 2019 and 2018**

Statements of Net Position (Unaudited)

As of November 30, 2019 and 2018

(In Thousands)

| | <u>2019</u> | <u>2018</u> |
|--|---------------------|---------------------|
| Assets and Deferred Outflows of Resources | | |
| Current assets | \$ 176,880 | \$ 121,999 |
| Cash designated for capital projects and other | 39,305 | 42,144 |
| Restricted assets | 405,974 | 475,218 |
| Capital assets, net | 1,734,627 | 1,708,479 |
| Other assets | 252,401 | 196,650 |
| Deferred outflows of resources | 29,869 | 23,818 |
| Total assets and deferred outflows of resources | \$ 2,639,056 | \$ 2,568,308 |

Statements of Net Position (Unaudited)

As of November 30, 2019 and 2018

(In Thousands)

| | <u>2019</u> | <u>2018</u> |
|--|---------------------|---------------------|
| Liabilities and Deferred Inflows of Resources | | |
| Current liabilities | \$ 69,547 | \$ 64,889 |
| Liabilities payable from restricted assets | 95,828 | 49,840 |
| Long term liabilities | 1,568,294 | 1,615,677 |
| Deferred inflows of resources | 6,961 | 4,227 |
| Total liabilities and deferred inflows of resources | <u>\$ 1,740,630</u> | <u>\$ 1,734,633</u> |
| | | |
| Total net position | <u>\$ 898,426</u> | <u>\$ 833,675</u> |



Questions?



SAN DIEGO
INTERNATIONAL AIRPORT
LET'S **GO.**

Investment Report

Period Ending

November 30, 2019

Presented by: Geoff Bryant
Manager Airport Finance

December 19, 2019



Section 1

Account Profile

Certification Page

This report is prepared for the San Diego County Regional Airport Authority (the “Authority”) in accordance with California Government Code Section 53646, which states that “the treasurer or chief fiscal officer may render a quarterly report to the chief executive officer, the internal auditor, and the legislative body of the local agency within 30 days following the end of the quarter covered by the report.”

The investment report was compiled in compliance with California Government Code 53646 and the Authority’s approved Investment Policy. All investment transactions made in the Authority’s portfolio during this period were made on behalf of the Authority. Sufficient liquidity and anticipated revenue are available to meet expenditure requirements for the next six months.



Scott Brickner, C.P.A.
Vice President, Chief Financial Officer
San Diego County Regional Airport Authority

Objectives

Investment Objectives

The San Diego County Regional Airport Authority's investment objectives, in order of priority, are to provide safety to ensure the preservation of capital in the overall portfolio, provide sufficient liquidity for cash needs and a market rate of return consistent with the investment program. In order to achieve these objectives, the portfolio invests in high quality fixed income securities consistent with the investment policy and California Government Code.

Portfolio Characteristics

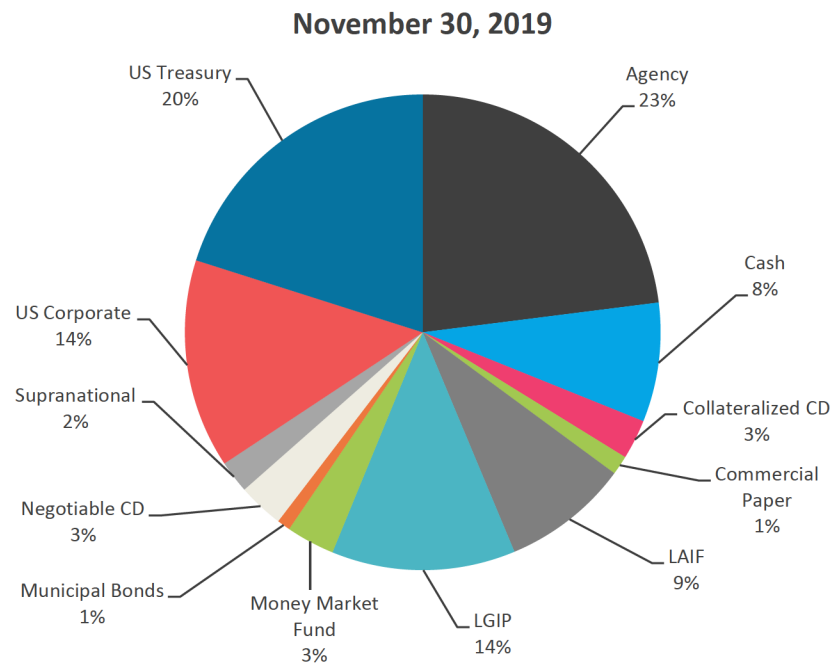
SDCRAA Consolidated

| | 11/30/2019 | 10/31/2019 | Change |
|-------------------------|-------------|-------------|-----------|
| | Portfolio | Portfolio | Portfolio |
| Average Maturity (yrs) | 1.46 | 1.53 | (0.07) |
| Average Purchase Yield | 2.09% | 2.13% | (0.04%) |
| Average Market Yield | 1.79% | 1.78% | 0.01% |
| Average Quality* | AA+/Aa1 | AA/Aa1 | |
| Unrealized Gains/Losses | 5,382,231 | 6,151,620 | (769,389) |
| Total Market Value | 587,105,751 | 581,311,889 | 5,793,862 |

*Portfolio is S&P and Moody's, respectively.

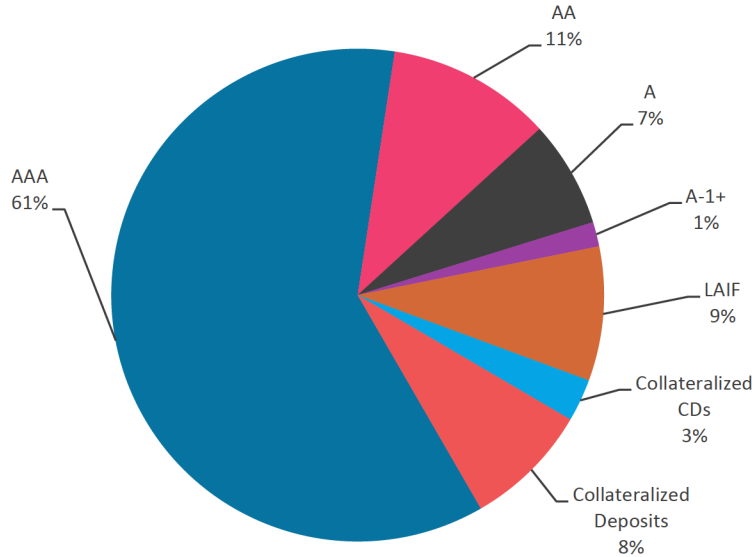
Sector Distribution

| | November 30, 2019 | | October 31, 2019 | |
|-------------------|--------------------|----------------|--------------------|----------------|
| | Total Market Value | % of Portfolio | Total Market Value | % of Portfolio |
| Agency | 135,254,015 | 23.0% | 135,372,236 | 23.3% |
| Cash | 47,354,260 | 8.1% | 46,328,912 | 8.0% |
| Collateralized CD | 16,048,558 | 2.7% | 16,048,541 | 2.7% |
| Commercial Paper | 7,486,308 | 1.3% | 7,472,808 | 1.3% |
| LAIF | 50,600,469 | 8.6% | 50,513,264 | 8.7% |
| LGIP | 73,402,135 | 12.5% | 73,535,086 | 12.6% |
| Money Market Fund | 19,558,564 | 3.3% | 630,792 | 0.1% |
| Municipal Bonds | 5,003,504 | 0.9% | 5,029,879 | 0.9% |
| Negotiable CD | 18,272,326 | 3.1% | 18,277,845 | 3.1% |
| Supranational | 12,697,136 | 2.2% | 12,692,743 | 2.2% |
| US Corporate | 83,217,560 | 14.2% | 83,438,986 | 14.4% |
| US Treasury | 118,210,916 | 20.1% | 131,970,797 | 22.7% |
| TOTAL | 587,105,751 | 100.0% | 581,311,889 | 100.0% |



Quality & Maturity Distribution

November 30, 2019

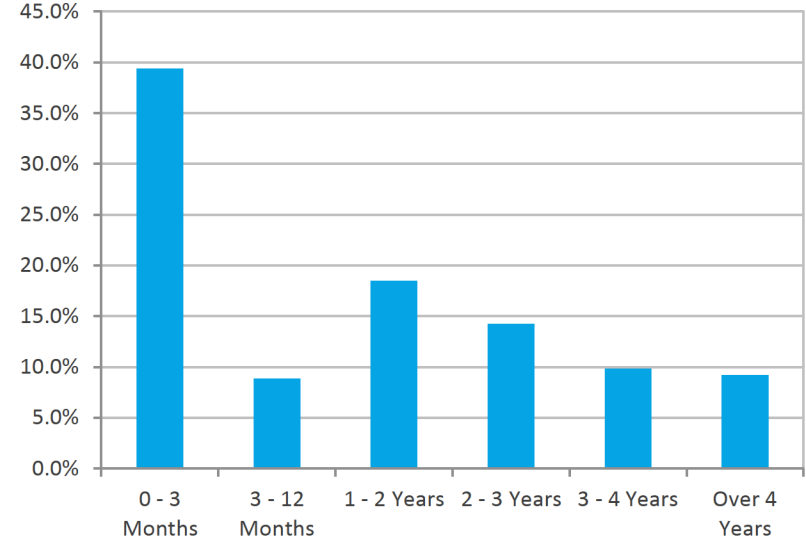


Notes:

Security ratings are based on the highest rating provided by Moody's, S&P and Fitch and is presented using the S&P ratings scale.

(1) Includes investments that have split ratings between S&P, Moody's and Fitch.

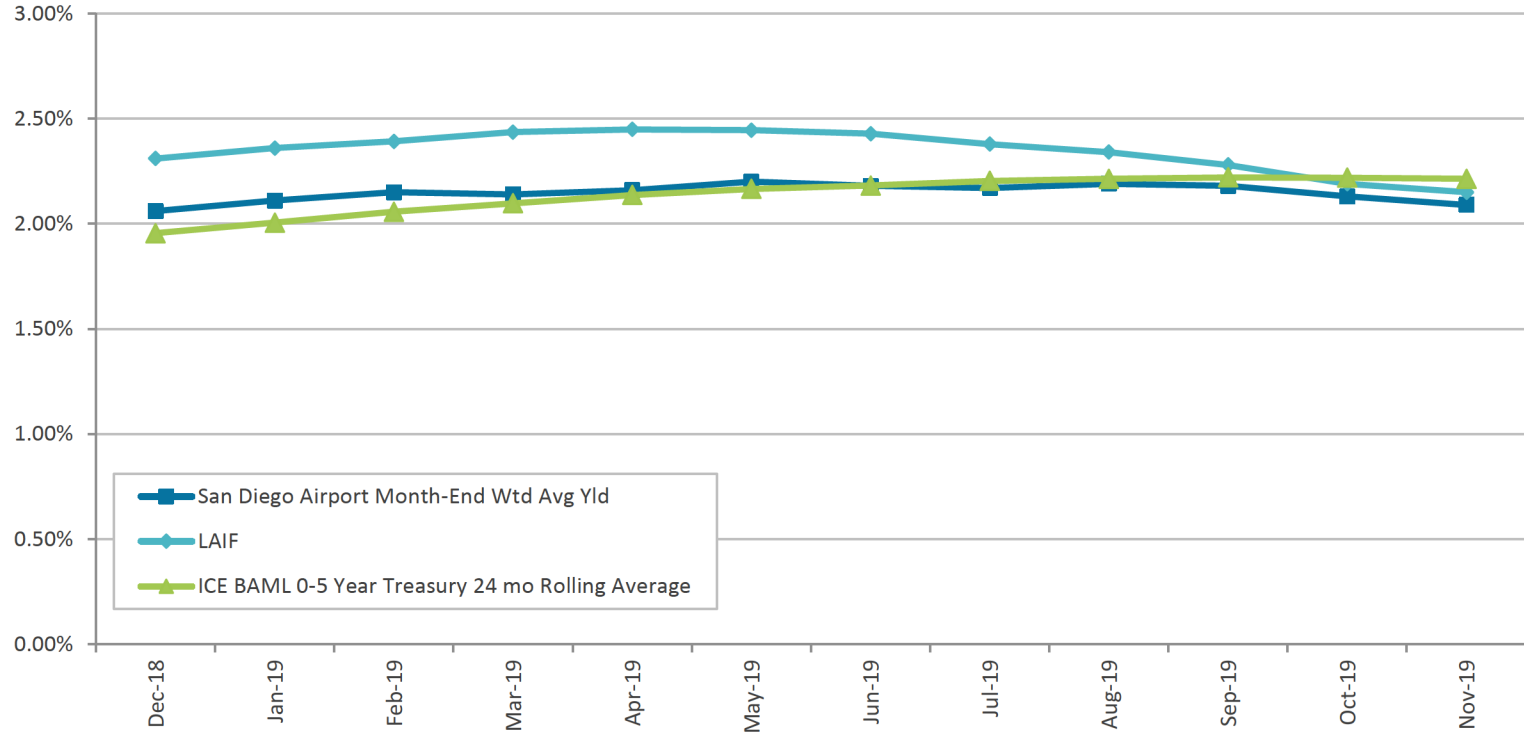
November 30, 2019



Notes:

(1) The 0-3 category includes investments held in LAIF, CalTrust, and the San Diego County Investment Pool.

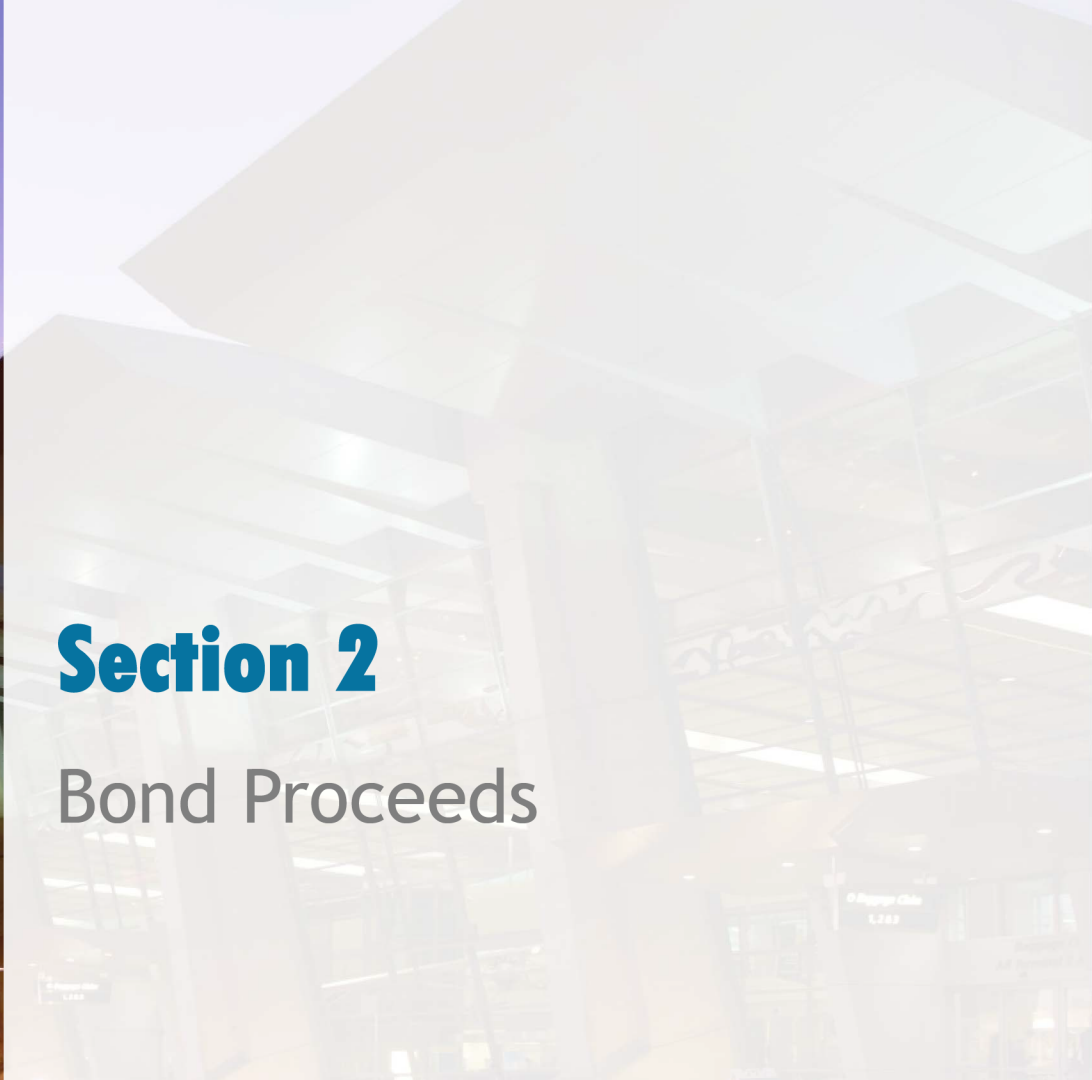
Investment Performance





Section 2

Bond Proceeds



Bond Proceeds

Summary of 2010, 2013, 2014 & 2017 Bond Proceeds ⁽¹⁾

As of November 30, 2019
(in thousands)

| | 2014 Special Facility Revenue Bond | 2010, 2013 and 2017 General Airport Revenue Bonds | Total Bond Proceeds | Yield | Rating |
|--|---------------------------------------|--|------------------------|--------------|--------|
| Project Fund | | | | | |
| LAIF | - | 5,435 | 5,435 | 2.08% | N/R |
| SDCIP | - | 21,244 | 21,244 | 2.14% | AAAf |
| Money Market Fund | - | 2,103 | 2,103 | 1.57% | AAAm |
| | - | 28,782 | 28,782 | 2.09% | |
| Debt Service Reserve & Coverage Funds | | | | | |
| SDCIP | 29,389 | 78,538 | 107,927 | 2.14% | AAAf |
| Torrey Pines Bank CD | - | 22,275 | 22,725 | 2.00% | N/R |
| | 29,389 | 101,263 | 130,652 | 2.12% | |
| TOTAL | 29,389 | 142,491 | 159,434 | 2.11% | |

(1) Bond Proceeds are not included in deposit limits as applied to operating funds.
SDCIP Yield as of October 31, 2019

A low-angle photograph of a modern airport terminal building. The building features a complex, multi-tiered structure with large concrete overhangs and glass facades. The sky is bright blue with some light clouds. A teal-colored overlay covers the left side of the image, containing the text "Questions?".

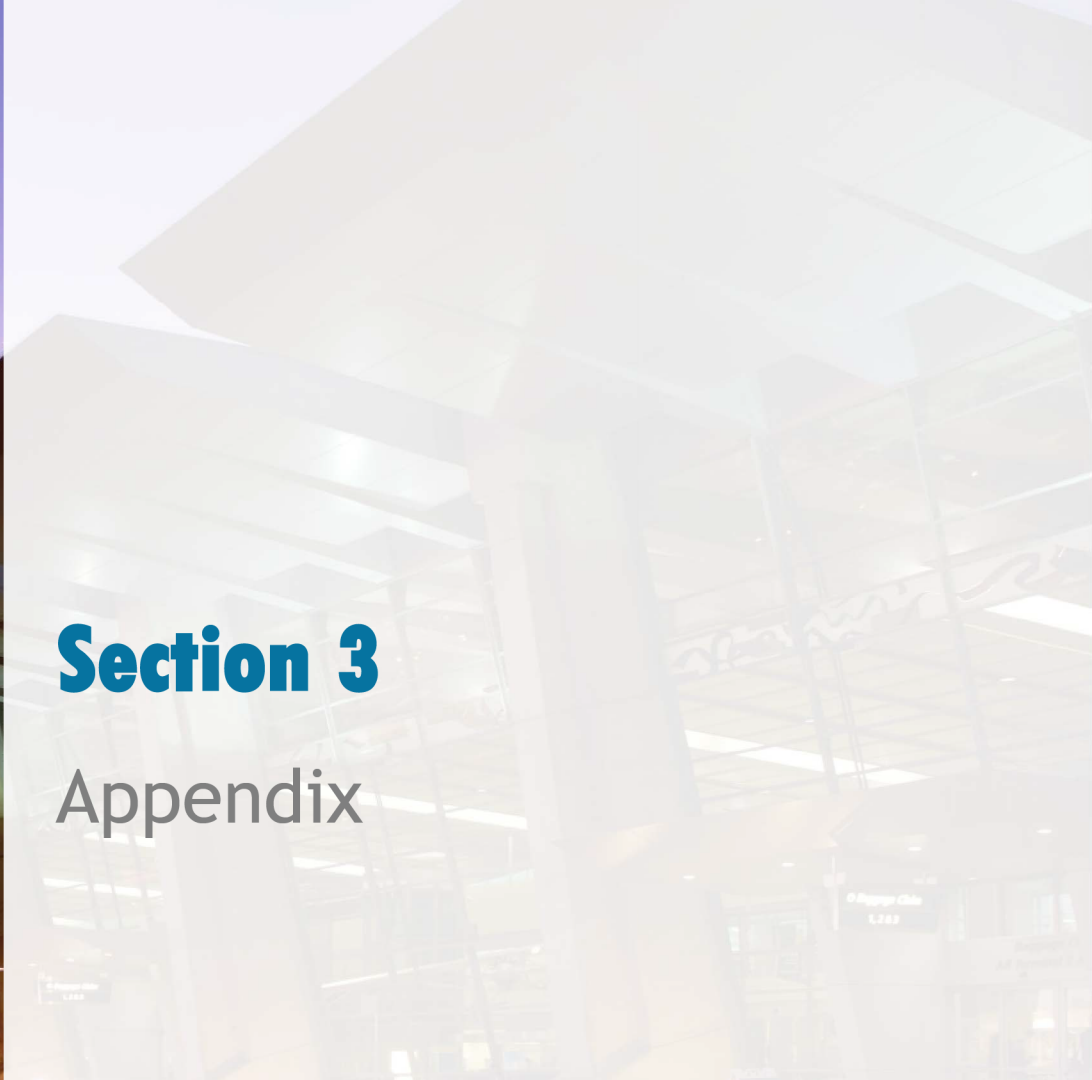
Questions?

● Ticketing
U.S. Airways



Section 3

Appendix



Compliance

November 30, 2019

This portfolio is a consolidation of assets managed by Chandler Asset Management and assets managed internally by SDCRAA. Chandler relies on SDCRAA to provide accurate information for reporting assets and producing this compliance statement.

| Category | Standard | Comment |
|---|---|----------|
| Treasury Issues | No Limit | Complies |
| Agency Issues | No Limit | Complies |
| Supranationals | "AA" rated or better by a Nationally Recognized Statistical Rating Organization ("NRSRO"); 30% maximum; 10% max per issuer; U.S. dollar denominated senior unsecured unsubordinated obligations issued or unconditionally guaranteed by the International Bank for Reconstruction and Development ("IBRD"), the International Finance Corporation ("IFC") or the Inter-American Development Bank ("IADB") | Complies |
| Municipal Issues | "A" rated or better by a NRSRO; 20% maximum; 5% max per issuer | Complies |
| Banker's Acceptances | "A-1" rated or equivalent or highest category by a NRSRO; 40% maximum; 5% max per bank; 180 days max maturity | Complies |
| Commercial Paper | "A-1" rated or equivalent by a NRSRO; or "A" rated issuer or equivalent by a NRSRO, if any long-term debt; 25% maximum; 5% max per issuer (combined with any other securities from that issuer); 270 days max maturity; Entity organized and operating in the U.S. as a general corporation and has total assets >\$500 million; or Entity is organized within the U.S. as a special purpose corporation, trust, or limited liability company and has credit enhancements including, but not limited to, over collateralization, letters of credit, or surety bond. | Complies |
| Negotiable Certificates of Deposit ("NCD") | "A" rated issuer or better by a NRSRO; 30% maximum; 5% max per issuer (combined with any other securities from that issuer); Issued by nationally or state-chartered bank, a state or federal savings institution or by a federally licensed or state licensed branch of a foreign bank. | Complies |
| Time Deposits/Certificates of Deposit/ Bank Deposit | Bank Deposits, including, demand deposit accounts, savings accounts, market rate accounts, and time certificates of deposits ("TCD") in financial institutions located in California. 20% maximum; 5% max per TCD issuer in excess of FDIC limit (combined with other securities from that issuer); 3 years max maturity; Financial institutions with net worth of \$10 million and total assets of \$50 million; Deposits in each bank limited to 5% max of the total assets of bank; To be eligible to receive Authority deposits, financial institution must have received a minimum overall satisfactory rating, under the Community Reinvestment Act, for meeting the credit needs of California Communities; Bank Deposits are required to be collateralized as specified by Cal. Gov. Code §53630 et seq.; Collateralization may be waived for any portion that is covered by FDIC | Complies |
| Medium Term Notes | "A" rated or better by a NRSRO; 20% maximum; 5% max per issuer (combined with any other securities from that issuer); Issued by corporations organized and operating within the U.S. or by depository institutions licensed by the U.S. | Complies |
| Money Market Funds | Highest rating or "AAA" rated by two NRSROs; or SEC registered investment adviser with assets under management in excess of \$500 million and experience greater than 5 years; 20% maximum; 10% per fund; 5% max of total fund balance | Complies |
| Repurchase Agreements | "A" rated or better by a NRSRO; 1 year max maturity; U.S. Treasury or Federal Agency collateral only | Complies |
| Local Agency Investment Fund (LAIF) | Max program limit for LAIF; Pursuant to California Gov. Code Section 16429.1 | Complies |
| San Diego County Investment Pool (SDCIP) | Max program limit for LAIF | Complies |
| Local Government Investment Pool (LGIP) | Max program limit for LAIF | Complies |
| Prohibited | Inverse floaters, Range notes, Interest-only strips from mortgaged backed securities; Common stocks; Zero interest accrual securities | Complies |
| Average Maturity | 3 years | Complies |
| Maximum maturity | 5 years | Complies |

Holdings Report

SDCRAA Consolidated - Account #10566

For the Month Ending November 30, 2019

| CUSIP | Security Description | Par Value/Units | Purchase Date Book Yield | Book Value | Mkt Price Mkt YTM | Market Value Accrued Int. | % of Port. Gain/Loss | Moody/S&P Fitch | Maturity Duration |
|---------------|------------------------------------|-----------------|-----------------------------|---------------|----------------------|------------------------------|-------------------------|--------------------|----------------------|
| Agency | | | | | | | | | |
| 3135G0T29 | FNMA Note 1.500% Due 02/28/2020 | 13,035,000.00 | 02/28/2017 1.58% | 13,003,050.30 | 99.95 1.68% | 13,028,925.69 50,510.63 | 2.23% 25,875.39 | Aaa / AA+ AAA | 0.25 0.24 |
| 313378J77 | FHLB Note 1.875% Due 03/13/2020 | 3,000,000.00 | 05/16/2017 1.57% | 3,025,080.00 | 100.07 1.63% | 3,002,076.00 12,187.50 | 0.51% (23,004.00) | Aaa / AA+ NR | 0.28 0.28 |
| 313370U55 | FHLB Note 2.875% Due 09/11/2020 | 5,000,000.00 | 10/30/2018 2.90% | 4,997,450.00 | 100.93 1.67% | 5,046,530.00 31,944.44 | 0.87% 49,080.00 | Aaa / AA+ AAA | 0.78 0.77 |
| 3135G0U84 | FNMA Note 2.875% Due 10/30/2020 | 5,000,000.00 | 10/30/2018 2.91% | 4,996,750.00 | 101.09 1.67% | 5,054,505.00 12,378.47 | 0.86% 57,755.00 | Aaa / AA+ AAA | 0.92 0.90 |
| 313371U79 | FHLB Note 3.125% Due 12/11/2020 | 4,500,000.00 | 11/29/2018 2.86% | 4,523,220.00 | 101.42 1.73% | 4,563,837.00 66,406.25 | 0.79% 40,617.00 | Aaa / AA+ AAA | 1.03 1.00 |
| 3130A1W95 | FHLB Note 2.250% Due 06/11/2021 | 7,500,000.00 | 07/19/2019 1.87% | 7,552,725.00 | 100.85 1.69% | 7,563,630.00 79,687.50 | 1.30% 10,905.00 | Aaa / AA+ AAA | 1.53 1.49 |
| 313378JP7 | FHLB Note 2.375% Due 09/10/2021 | 7,500,000.00 | 08/27/2019 1.57% | 7,620,375.00 | 101.20 1.68% | 7,590,270.00 40,078.13 | 1.30% (30,105.00) | Aaa / AA+ AAA | 1.78 1.73 |
| 3130AF5B9 | FHLB Note 3.000% Due 10/12/2021 | 4,500,000.00 | 10/22/2018 3.05% | 4,493,385.00 | 102.48 1.64% | 4,611,730.50 18,375.00 | 0.79% 118,345.50 | Aaa / AA+ NR | 1.87 1.81 |
| 3130AEBM1 | FHLB Note 2.750% Due 06/10/2022 | 7,150,000.00 | Various 2.82% | 7,131,662.00 | 102.72 1.65% | 7,344,637.30 93,396.88 | 1.27% 212,975.30 | Aaa / AA+ NR | 2.53 2.41 |
| 3135G0W33 | FNMA Note 1.375% Due 09/06/2022 | 5,000,000.00 | 09/06/2019 1.55% | 4,974,800.00 | 99.30 1.64% | 4,964,865.00 16,232.64 | 0.85% (9,935.00) | Aaa / AA+ AAA | 2.77 2.69 |
| 313383WD9 | FHLB Note 3.125% Due 09/09/2022 | 4,000,000.00 | 09/27/2018 3.00% | 4,019,040.00 | 104.00 1.64% | 4,160,008.00 28,472.22 | 0.71% 140,968.00 | Aaa / AA+ AAA | 2.78 2.64 |

Holdings Report

SDCRAA Consolidated - Account #10566

For the Month Ending November 30, 2019

| CUSIP | Security Description | Par Value/Units | Purchase Date Book Yield | Book Value | Mkt Price Mkt YTM | Market Value Accrued Int. | % of Port. Gain/Loss | Moody/S&P Fitch | Maturity Duration |
|---------------------|------------------------------------|-----------------------|-----------------------------|-----------------------|----------------------|--|--------------------------------------|--------------------------------|----------------------------|
| 3130A3KM5 | FHLB Note 2.500% Due 12/09/2022 | 6,000,000.00 | 08/16/2018 2.81% | 5,924,640.00 | 102.41 1.68% | 6,144,672.00 71,666.67 | 1.06% 220,032.00 | Aaa / AA+ NR | 3.03 2.88 |
| 313383QR5 | FHLB Note 3.250% Due 06/09/2023 | 4,900,000.00 | 09/11/2018 2.97% | 4,959,045.00 | 105.40 1.67% | 5,164,384.40 76,086.11 | 0.89% 205,339.40 | Aaa / AA+ NR | 3.53 3.29 |
| 3133EJUS6 | FFCB Note 2.875% Due 07/17/2023 | 6,000,000.00 | 02/07/2019 2.56% | 6,078,480.00 | 104.41 1.62% | 6,264,852.00 64,208.33 | 1.08% 186,372.00 | Aaa / AA+ AAA | 3.63 3.42 |
| 3133EKZK5 | FFCB Note 1.600% Due 08/14/2023 | 7,000,000.00 | 08/19/2019 1.55% | 7,012,460.00 | 99.94 1.62% | 6,995,590.00 33,288.89 | 1.20% (16,870.00) | Aaa / AA+ AAA | 3.71 3.57 |
| 313383YJ4 | FHLB Note 3.375% Due 09/08/2023 | 7,000,000.00 | Various 2.65% | 7,219,535.00 | 106.25 1.66% | 7,437,521.00 54,468.75 | 1.28% 217,986.00 | Aaa / AA+ NR | 3.78 3.53 |
| 3130A0F70 | FHLB Note 3.375% Due 12/08/2023 | 6,850,000.00 | Various 2.75% | 7,045,064.00 | 106.57 1.68% | 7,300,031.30 111,098.44 | 1.26% 254,967.30 | Aaa / AA+ AAA | 4.02 3.72 |
| 3130AB3H7 | FHLB Note 2.375% Due 03/08/2024 | 6,800,000.00 | Various 2.36% | 6,805,744.00 | 102.97 1.65% | 7,001,735.60 37,234.72 | 1.20% 195,991.60 | Aaa / AA+ NR | 4.27 4.04 |
| 3133EKNX0 | FFCB Note 2.160% Due 06/03/2024 | 5,000,000.00 | 07/19/2019 1.89% | 5,062,250.00 | 102.29 1.63% | 5,114,300.00 53,400.00 | 0.88% 52,050.00 | Aaa / AA+ AAA | 4.51 4.24 |
| 3130A1XJ2 | FHLB Note 2.875% Due 06/14/2024 | 8,000,000.00 | 06/12/2019 2.00% | 8,331,920.00 | 105.23 1.67% | 8,418,360.00 106,694.44 | 1.45% 86,440.00 | Aaa / AA+ NR | 4.54 4.21 |
| 3135G0V75 | FNMA Note 1.750% Due 07/02/2024 | 7,350,000.00 | 07/19/2019 1.87% | 7,310,236.50 | 100.31 1.68% | 7,372,645.35 51,092.71 | 1.26% 62,408.85 | Aaa / AA+ AAA | 4.59 4.36 |
| TOTAL Agency | | 131,085,000.00 | 2.27% | 132,086,911.80 | 1.66% | 134,145,106.14 1,108,908.72 | 23.04% 2,058,194.34 | Aaa / AA+ Aaa | 2.71 2.56 |

Holdings Report

SDCRAA Consolidated - Account #10566

For the Month Ending November 30, 2019

| CUSIP | Security Description | Par Value/Units | Purchase Date Book Yield | Book Value | Mkt Price Mkt YTM | Market Value Accrued Int. | % of Port. Gain/Loss | Moody/S&P Fitch | Maturity Duration |
|--------------------------------|--|----------------------|-----------------------------|----------------------|----------------------|---|-----------------------------|-----------------------------|----------------------------|
| Cash | | | | | | | | | |
| PP2118\$00 | U.S. Bank Checking Account | 54,884.69 | Various 0.00% | 54,884.69 | 1.00 0.00% | 54,884.69 0.00 | 0.01% 0.00 | NR / NR NR | 0.00 0.00 |
| PP2118V\$7 | EastWest Bank Deposit Account | 29,811,684.37 | Various 1.95% | 29,811,684.37 | 1.00 1.95% | 29,811,684.37 0.00 | 5.08% 0.00 | NR / NR NR | 0.00 0.00 |
| PP2118V\$8 | EastWest Bank Deposit Account | 108,167.11 | Various 1.46% | 108,167.11 | 1.00 1.46% | 108,167.11 0.00 | 0.02% 0.00 | NR / NR NR | 0.00 0.00 |
| PP2118V\$9 | U.S. Bank Checking Account | 17,379,523.74 | Various 0.00% | 17,379,523.74 | 1.00 0.00% | 17,379,523.74 0.00 | 2.96% 0.00 | NR / NR NR | 0.00 0.00 |
| TOTAL Cash | | 47,354,259.91 | 1.23% | 47,354,259.91 | 1.23% | 47,354,259.91 0.00 | 8.07% 0.00 | NR / NR NR | 0.00 0.00 |
| Collateralized CD | | | | | | | | | |
| PP2118\$10 | EastWest Bank Collateralized CD 2.200% Due 07/07/2021 | 10,800,744.02 | Various 2.23% | 10,781,176.54 | 85.86 2.23% | 10,781,176.54 651.01 | 1.84% 0.00 | NR / NR NR | 1.60 1.36 |
| PP2118\$04 | EastWest Bank Collateralized CD 1.800% Due 10/24/2021 | 5,272,703.60 | Various 1.80% | 5,264,885.36 | 67.00 1.80% | 5,264,885.36 1,845.45 | 0.90% 0.00 | NR / NR NR | 1.90 1.54 |
| TOTAL Collateralized CD | | 16,073,447.62 | 2.09% | 16,046,061.90 | 2.09% | 16,046,061.90 2,496.46 | 2.73% 0.00 | NR / NR NR | 1.70 1.42 |

Holdings Report

SDCRAA Consolidated - Account #10566

For the Month Ending November 30, 2019

| CUSIP | Security Description | Par Value/Units | Purchase Date Book Yield | Book Value | Mkt Price Mkt YTM | Market Value Accrued Int. | % of Port. Gain/Loss | Moody/S&P Fitch | Maturity Duration |
|--|---|----------------------|-----------------------------|----------------------|----------------------|---|-----------------------------------|-------------------------------|----------------------------|
| Commercial Paper | | | | | | | | | |
| 62479MZG1 | MUFG Bank Ltd/NY Discount CP 2.220% Due 12/16/2019 | 5,000,000.00 | 07/22/2019 2.27% | 4,954,675.00 | 99.91 2.27% | 4,995,375.00 0.00 | 0.85% 0.00 | P-1 / A-1 NR | 0.04 0.04 |
| 62479LB38 | MUFG Bank Ltd Discount CP 2.040% Due 02/03/2020 | 2,500,000.00 | 08/19/2019 2.09% | 2,476,341.67 | 99.64 2.09% | 2,490,933.33 0.00 | 0.42% 0.00 | P-1 / A-1 NR | 0.18 0.18 |
| TOTAL Commercial Paper | | 7,500,000.00 | 2.21% | 7,486,308.33 | 2.21% | 7,486,308.33 0.00 | 1.28% 0.00 | P-1 / A-1 NR | 0.09 0.09 |
| LAIF | | | | | | | | | |
| 90LAIF\$00 | Local Agency Investment Fund State Pool | 50,419,730.82 | Various 2.08% | 50,419,730.82 | 1.00 2.08% | 50,419,730.82 180,738.53 | 8.62% 0.00 | NR / NR NR | 0.00 0.00 |
| TOTAL LAIF | | 50,419,730.82 | 2.08% | 50,419,730.82 | 2.08% | 50,419,730.82 180,738.53 | 8.62% 0.00 | NR / NR NR | 0.00 0.00 |
| Local Gov Investment Pool | | | | | | | | | |
| 90SDCP\$00 | County of San Diego Pooled Investment Pool | 57,283,860.00 | Various 2.14% | 57,283,860.00 | 1.00 2.14% | 57,283,860.00 0.00 | 9.76% 0.00 | NR / NR AAA | 0.00 0.00 |
| 09CATR\$04 | CalTrust Short Term Fund | 1,603,808.45 | Various 2.02% | 16,054,881.34 | 10.05 2.02% | 16,118,274.89 0.00 | 2.75% 63,393.55 | NR / AA NR | 0.00 0.00 |
| TOTAL Local Gov Investment Pool | | 58,887,668.45 | 2.11% | 73,338,741.34 | 2.11% | 73,402,134.89 0.00 | 12.50% 63,393.55 | NR / AA Aaa | 0.00 0.00 |

Holdings Report

SDCRAA Consolidated - Account #10566

For the Month Ending November 30, 2019

| CUSIP | Security Description | Par Value/Units | Purchase Date Book Yield | Book Value | Mkt Price Mkt YTM | Market Value Accrued Int. | % of Port. Gain/Loss | Moody/S&P Fitch | Maturity Duration |
|-----------------------------------|---|----------------------|-----------------------------|----------------------|----------------------|----------------------------------|-----------------------------|--------------------------|----------------------|
| Money Market Fund FI | | | | | | | | | |
| 262006307 | Dreyfus Gov't Cash Management Money Market Fund | 19,558,563.56 | Various 1.29% | 19,558,563.56 | 1.00 1.29% | 19,558,563.56 0.00 | 3.33% 0.00 | Aaa / AAA NR | 0.00 0.00 |
| TOTAL Money Market Fund FI | | 19,558,563.56 | 1.29% | 19,558,563.56 | 1.29% | 19,558,563.56 0.00 | 3.33% 0.00 | Aaa / AAA NR | 0.00 0.00 |
| Municipal Bonds | | | | | | | | | |
| 649791PP9 | New York St Taxable-GO 2.010% Due 02/15/2024 | 5,000,000.00 | 10/29/2019 2.01% | 5,000,000.00 | 99.90 2.04% | 4,994,850.00 8,654.17 | 0.85% (5,150.00) | Aa1 / AA+ AA+ | 4.21 4.01 |
| TOTAL Municipal Bonds | | 5,000,000.00 | 2.01% | 5,000,000.00 | 2.04% | 4,994,850.00 8,654.17 | 0.85% (5,150.00) | Aa1 / AA+ AA+ | 4.21 4.01 |
| Negotiable CD | | | | | | | | | |
| 89114MNQ6 | Toronto Dominion Bank Yankee CD 3.090% Due 12/02/2019 | 5,000,000.00 | 11/29/2018 3.09% | 5,000,000.00 | 100.00 3.09% | 5,000,000.00 157,075.00 | 0.88% 0.00 | P-1 / A-1+ F-1+ | 0.01 0.01 |
| 90333VK82 | US Bank National Association Negotiable CD 2.450% Due 02/28/2020 | 4,000,000.00 | 02/28/2019 2.45% | 4,000,000.00 | 100.00 2.45% | 4,000,000.00 75,133.33 | 0.69% 0.00 | P-1 / A-1+ F-1+ | 0.25 0.24 |
| 06417MBK0 | Bank of Nova Scotia Houston Yankee CD 2.000% Due 03/09/2020 | 5,000,000.00 | 09/26/2019 2.07% | 4,998,366.53 | 99.97 2.07% | 4,998,366.53 23,055.56 | 0.86% 0.00 | P-1 / A-1 F-1+ | 0.27 0.27 |

Holdings Report

SDCRAA Consolidated - Account #10566

For the Month Ending November 30, 2019

| CUSIP | Security Description | Par Value/Units | Purchase Date Book Yield | Book Value | Mkt Price Mkt YTM | Market Value Accrued Int. | % of Port. Gain/Loss | Moody/S&P Fitch | Maturity Duration |
|----------------------------|--|----------------------|-----------------------------|----------------------|----------------------|---|-----------------------------------|--------------------------------|----------------------------|
| 87019U6D6 | Swedbank Inc Negotiable CD 2.270% Due 11/16/2020 | 4,000,000.00 | 11/17/2017 2.27% | 4,000,000.00 | 100.37 1.88% | 4,014,912.00 3,783.33 | 0.68% 14,912.00 | Aa2 / AA- AA- | 0.96 0.96 |
| TOTAL Negotiable CD | | 18,000,000.00 | 2.49% | 17,998,366.53 | 2.44% | 18,013,278.53 259,047.22 | 3.11% 14,912.00 | Aaa / AA+ Aaa | 0.34 0.34 |
| Supranational | | | | | | | | | |
| 459058FZ1 | Intl. Bank Recon & Development Note 1.875% Due 04/21/2020 | 3,000,000.00 | 04/28/2017 1.64% | 3,020,550.00 | 100.04 1.77% | 3,001,146.00 6,250.00 | 0.51% (19,404.00) | Aaa / AAA AAA | 0.39 0.39 |
| 45950KCM0 | International Finance Corp Note 2.250% Due 01/25/2021 | 2,125,000.00 | 02/13/2018 2.43% | 2,113,992.50 | 100.57 1.75% | 2,137,082.75 16,734.38 | 0.37% 23,090.25 | Aaa / AAA NR | 1.16 1.13 |
| 4581X0CV8 | Inter-American Dev Bank Note 1.250% Due 09/14/2021 | 2,500,000.00 | 04/03/2018 2.66% | 2,385,100.00 | 99.24 1.68% | 2,481,050.00 6,684.03 | 0.42% 95,950.00 | Aaa / NR NR | 1.79 1.76 |
| 459058FY4 | Intl. Bank Recon & Development Note 2.000% Due 01/26/2022 | 3,000,000.00 | 03/16/2018 2.73% | 2,920,650.00 | 100.66 1.68% | 3,019,902.00 20,833.33 | 0.52% 99,252.00 | Aaa / NR AAA | 2.16 2.09 |
| 4581X0CN6 | Inter-American Dev Bank Note 1.750% Due 04/14/2022 | 2,000,000.00 | 09/27/2018 3.03% | 1,914,620.00 | 100.14 1.69% | 2,002,884.00 4,569.44 | 0.34% 88,264.00 | Aaa / AAA AAA | 2.37 2.31 |
| TOTAL Supranational | | 12,625,000.00 | 2.45% | 12,354,912.50 | 1.72% | 12,642,064.75 55,071.18 | 2.16% 287,152.25 | Aaa / AAA Aaa | 1.53 1.49 |

Holdings Report

SDCRAA Consolidated - Account #10566

For the Month Ending November 30, 2019

| CUSIP | Security Description | Par Value/Units | Purchase Date Book Yield | Book Value | Mkt Price Mkt YTM | Market Value Accrued Int. | % of Port. Gain/Loss | Moody/S&P Fitch | Maturity Duration |
|---------------------|--|-----------------|-----------------------------|-------------------|----------------------|------------------------------|-------------------------|--------------------|----------------------|
| US Corporate | | | | | | | | | |
| 46625HKA7 | JP Morgan Chase Callable Note Cont 12/23/2019 2.250% Due 01/23/2020 | 3,500,000.00 | 05/15/2017 2.15% | 3,509,345.00 | 100.01 2.05% | 3,500,430.50 28,000.00 | 0.60% (8,914.50) | A2 / A- AA- | 0.15 0.06 |
| 166764BP4 | Chevron Corp Note 1.991% Due 03/03/2020 | 3,500,000.00 | 05/15/2017 1.89% | 3,509,660.00 | 100.03 1.86% | 3,501,134.00 17,034.11 | 0.60% (8,526.00) | Aa2 / AA NR | 0.26 0.26 |
| 30231GAG7 | Exxon Mobil Corp Callable Note Cont 2/6/2020 1.912% Due 03/06/2020 | 3,000,000.00 | 07/28/2017 1.76% | 3,011,430.00 | 100.01 1.86% | 3,000,381.00 13,543.33 | 0.51% (11,049.00) | Aaa / AA+ NR | 0.27 0.27 |
| 00440EAT4 | Chubb INA Holdings Inc Callable Note Cont 10/3/2020 2.300% Due 11/03/2020 | 2,000,000.00 | 07/23/2019 2.25% | 2,001,260.00 | 100.27 1.98% | 2,005,362.00 3,577.78 | 0.34% 4,102.00 | A3 / A A | 0.93 0.83 |
| 17275RBD3 | Cisco Systems Note 2.200% Due 02/28/2021 | 4,000,000.00 | 08/27/2019 1.79% | 4,024,120.00 | 100.50 1.79% | 4,020,108.00 22,733.33 | 0.69% (4,012.00) | A1 / AA- NR | 1.25 1.22 |
| 69371RN93 | Paccar Financial Corp Note 2.800% Due 03/01/2021 | 1,000,000.00 | 04/03/2018 2.90% | 997,270.00 | 101.14 1.87% | 1,011,393.00 7,000.00 | 0.17% 14,123.00 | A1 / A+ NR | 1.25 1.22 |
| 911312BP0 | UPS Note 2.050% Due 04/01/2021 | 2,280,000.00 | 11/14/2017 2.10% | 2,276,397.60 | 100.30 1.82% | 2,286,735.12 7,790.00 | 0.39% 10,337.52 | A2 / A NR | 1.34 1.31 |
| 369550BE7 | General Dynamics Corp Note 3.000% Due 05/11/2021 | 3,000,000.00 | 06/11/2018 3.14% | 2,988,090.00 | 101.63 1.85% | 3,048,864.00 5,000.00 | 0.52% 60,774.00 | A2 / A+ NR | 1.45 1.41 |
| 02665WBF7 | American Honda Finance Note 1.650% Due 07/12/2021 | 2,000,000.00 | 07/02/2018 3.13% | 1,915,520.00 0 | 99.64 1.88% | 1,992,790.00 12,741.67 | 0.34% 77,270.00 | A2 / A NR | 1.62 1.58 |
| 594918BP8 | Microsoft Callable Note Cont 7/8/2021 1.550% Due 08/08/2021 | 3,000,000.00 | 09/15/2017 1.96% | 2,954,280.00 | 99.62 1.78% | 2,988,588.00 14,595.83 | 0.51% 34,308.00 | Aaa / AAA AA+ | 1.69 1.65 |
| 69371RP42 | Paccar Financial Corp Note 3.150% Due 08/09/2021 | 3,000,000.00 | 08/16/2018 3.09% | 3,005,220.00 | 102.04 1.92% | 3,061,302.00 29,400.00 | 0.53% 56,082.00 | A1 / A+ NR | 1.69 1.63 |

Holdings Report

SDCRAA Consolidated - Account #10566

For the Month Ending November 30, 2019

| CUSIP | Security Description | Par Value/Units | Purchase Date Book Yield | Book Value | Mkt Price Mkt YTM | Market Value Accrued Int. | % of Port. Gain/Loss | Moody/S&P Fitch | Maturity Duration |
|-----------|---|-----------------|-----------------------------|--------------|----------------------|------------------------------|-------------------------|--------------------|----------------------|
| 74005PAZ7 | Praxair Note 3.000% Due 09/01/2021 | 3,300,000.00 | Various 2.45% | 3,335,280.00 | 101.86 1.92% | 3,361,340.40 24,750.00 | 0.58% 26,060.40 | A2 / A NR | 1.76 1.69 |
| 69353REY0 | PNC Bank Callable Note Cont 11/09/2021 2.550% Due 12/09/2021 | 2,000,000.00 | 07/13/2018 3.28% | 1,953,160.00 | 101.18 1.93% | 2,023,640.00 24,366.67 | 0.35% 70,480.00 | A2 / A A+ | 2.03 1.87 |
| 459200JQ5 | IBM Corp Note 2.500% Due 01/27/2022 | 2,000,000.00 | 08/16/2018 3.12% | 1,960,160.20 | 101.09 1.98% | 2,021,882.01 17,222.22 | 0.35% 61,721.81 | A2 / A NR | 2.16 2.08 |
| 037833AY6 | Apple Inc Note 2.150% Due 02/09/2022 | 4,000,000.00 | 09/15/2017 2.10% | 4,008,680.00 | 100.73 1.81% | 4,029,092.00 26,755.56 | 0.69% 20,412.00 | Aa1 / AA+ NR | 2.20 2.12 |
| 74005PBA1 | Praxair Callable Note Cont 11/15/2021 2.450% Due 02/15/2022 | 1,000,000.00 | 06/11/2018 3.18% | 974,800.00 | 101.12 1.87% | 1,011,164.00 7,213.89 | 0.17% 36,364.00 | A2 / A NR | 2.21 1.89 |
| 69353RFB9 | PNC Bank Callable Note Cont 1/18/2022 2.625% Due 02/17/2022 | 2,000,000.00 | 06/11/2018 3.35% | 1,950,240.00 | 101.34 1.98% | 2,026,820.00 15,166.67 | 0.35% 76,580.00 | A2 / A A+ | 2.22 2.05 |
| 68389XBB0 | Oracle Corp Callable Note Cont 3/15/2022 2.500% Due 05/15/2022 | 3,000,000.00 | 07/02/2018 3.24% | 2,920,290.00 | 101.36 1.89% | 3,040,830.00 3,333.33 | 0.52% 120,540.00 | A1 / A+ A | 2.46 2.22 |
| 00440EAU1 | Chubb INA Holdings Inc Callable Note Cont 9/3/2022 2.875% Due 11/03/2022 | 2,000,000.00 | 09/27/2018 3.47% | 1,955,180.00 | 102.79 1.83% | 2,055,808.00 4,472.22 | 0.35% 100,628.00 | A3 / A A | 2.93 2.64 |
| 24422EUA5 | John Deere Capital Corp Note 2.700% Due 01/06/2023 | 3,500,000.00 | Various 3.22% | 3,422,355.00 | 102.32 1.92% | 3,581,305.00 38,062.50 | 0.62% 158,950.00 | A2 / A A | 3.10 2.94 |
| 89236TEL5 | Toyota Motor Credit Corp Note 2.700% Due 01/11/2023 | 2,000,000.00 | 07/13/2018 3.34% | 1,946,860.00 | 102.28 1.94% | 2,045,534.00 21,000.00 | 0.35% 98,674.00 | Aa3 / AA- A+ | 3.12 2.95 |
| 44932HAH6 | IBM Credit Corp Note 3.000% Due 02/06/2023 | 2,000,000.00 | 09/11/2018 3.34% | 1,972,280.00 | 102.69 2.12% | 2,053,868.00 19,166.67 | 0.35% 81,588.00 | A2 / A NR | 3.19 3.00 |
| 084670BR8 | Berkshire Hathaway Callable Note Cont 1/15/2023 2.750% Due 03/15/2023 | 2,000,000.00 | 07/13/2018 3.20% | 1,961,020.00 | 102.69 1.86% | 2,053,874.00 11,611.11 | 0.35% 92,854.00 | Aa2 / AA A+ | 3.29 2.97 |

Holdings Report

SDCRAA Consolidated - Account #10566

For the Month Ending November 30, 2019

| CUSIP | Security Description | Par Value/Units | Purchase Date Book Yield | Book Value | Mkt Price Mkt YTM | Market Value Accrued Int. | % of Port. Gain/Loss | Moody/S&P Fitch | Maturity Duration |
|---------------------------|--|----------------------|-----------------------------|----------------------|----------------------|---|--------------------------------------|-----------------------------|----------------------------|
| 037833AK6 | Apple Inc Note 2.400% Due 05/03/2023 | 2,000,000.00 | 07/19/2019 2.13% | 2,019,760.00 | 101.53 1.94% | 2,030,502.00 3,733.33 | 0.35% 10,742.00 | Aa1 / AA+ NR | 3.42 3.27 |
| 58933YAF2 | Merck & Co Note 2.800% Due 05/18/2023 | 3,000,000.00 | 07/22/2019 2.11% | 3,075,480.00 | 103.18 1.85% | 3,095,373.00 3,033.33 | 0.53% 19,893.00 | A1 / AA A+ | 3.47 3.30 |
| 931142EK5 | Wal-Mart Stores Callable Note Cont 5/26/2023 3.400% Due 06/26/2023 | 2,000,000.00 | 09/27/2018 3.31% | 2,008,020.00 | 104.98 1.92% | 2,099,594.00 29,277.78 | 0.36% 91,574.00 | Aa2 / AA AA | 3.57 3.25 |
| 02665WCJ8 | American Honda Finance Note 3.450% Due 07/14/2023 | 2,000,000.00 | 09/11/2018 3.42% | 2,002,420.00 | 104.93 2.03% | 2,098,616.00 26,258.33 | 0.36% 96,196.00 | A2 / A NR | 3.62 3.37 |
| 06406FAD5 | Bank of NY Mellon Corp Callable Note Cont 6/16/2023 2.200% Due 08/16/2023 | 4,000,000.00 | Various 2.22% | 3,996,200.00 | 100.52 2.05% | 4,020,900.00 25,666.66 | 0.69% 24,700.00 | A1 / A AA- | 3.71 3.37 |
| 857477AM5 | State Street Bank Note 3.700% Due 11/20/2023 | 2,000,000.00 | 08/19/2019 2.06% | 2,132,940.00 | 106.48 1.99% | 2,129,630.00 2,261.11 | 0.36% (3,310.00) | A1 / A AA- | 3.98 3.70 |
| 89236TFS9 | Toyota Motor Credit Corp Note 3.350% Due 01/08/2024 | 2,000,000.00 | 02/07/2019 3.07% | 2,025,380.00 | 104.99 2.08% | 2,099,730.00 26,613.89 | 0.36% 74,350.00 | Aa3 / AA- A+ | 4.11 3.79 |
| 91159HHV5 | US Bancorp Callable Note Cont 1/5/2024 3.375% Due 02/05/2024 | 2,000,000.00 | 02/07/2019 3.19% | 2,017,220.00 | 105.08 2.08% | 2,101,506.00 21,750.00 | 0.36% 84,286.00 | A1 / A+ AA- | 4.19 3.79 |
| 097023CC7 | Boeing Co Callable Note Cont 2/1/2024 2.800% Due 03/01/2024 | 3,200,000.00 | 02/27/2019 2.91% | 3,183,392.00 | 102.62 2.14% | 3,283,932.80 22,400.00 | 0.56% 100,540.80 | A2 / A A | 4.25 3.90 |
| TOTAL US Corporate | | 81,280,000.00 | 2.65% | 81,013,709.80 | 1.93% | 82,682,028.83 535,531.32 | 14.17% 1,668,319.03 | A1 / A+ A+ | 2.34 2.18 |

Holdings Report

SDCRAA Consolidated - Account #10566

For the Month Ending November 30, 2019

| CUSIP | Security Description | Par Value/Units | Purchase Date Book Yield | Book Value | Mkt Price Mkt YTM | Market Value Accrued Int. | % of Port. Gain/Loss | Moody/S&P Fitch | Maturity Duration |
|--------------------|---|-----------------|-----------------------------|--------------|----------------------|------------------------------|-------------------------|--------------------|----------------------|
| US Treasury | | | | | | | | | |
| 912828H52 | US Treasury Note 1.250% Due 01/31/2020 | 7,000,000.00 | 01/09/2017 1.53% | 6,940,820.31 | 99.93 1.66% | 6,995,142.00 29,245.92 | 1.20% 54,321.69 | Aaa / AA+ AAA | 0.17 0.17 |
| 912828XE5 | US Treasury Note 1.500% Due 05/31/2020 | 5,000,000.00 | 05/11/2017 1.58% | 4,987,695.31 | 99.91 1.67% | 4,995,705.00 204.92 | 0.85% 8,009.69 | Aaa / AA+ AAA | 0.50 0.50 |
| 912828XM7 | US Treasury Note 1.625% Due 07/31/2020 | 5,400,000.00 | 07/28/2017 1.56% | 5,410,968.75 | 99.98 1.66% | 5,398,736.40 29,329.48 | 0.92% (12,232.35) | Aaa / AA+ AAA | 0.67 0.66 |
| 9128283G3 | US Treasury Note 1.750% Due 11/15/2020 | 7,700,000.00 | 11/20/2017 1.83% | 7,683,156.25 | 100.05 1.70% | 7,703,911.60 5,923.08 | 1.31% 20,755.35 | Aaa / AA+ AAA | 0.96 0.95 |
| 912828P87 | US Treasury Note 1.125% Due 02/28/2021 | 8,500,000.00 | 10/13/2017 1.73% | 8,331,992.19 | 99.29 1.70% | 8,439,905.00 24,168.96 | 1.44% 107,912.81 | Aaa / AA+ AAA | 1.25 1.23 |
| 912828Q37 | US Treasury Note 1.250% Due 03/31/2021 | 3,500,000.00 | 10/25/2017 1.84% | 3,431,230.47 | 99.42 1.69% | 3,479,630.00 7,411.20 | 0.59% 48,399.53 | Aaa / AA+ AAA | 1.33 1.31 |
| 912828WG1 | US Treasury Note 2.250% Due 04/30/2021 | 7,700,000.00 | 11/20/2017 1.90% | 7,789,632.81 | 100.78 1.69% | 7,759,852.10 14,754.81 | 1.32% (29,780.71) | Aaa / AA+ AAA | 1.42 1.39 |
| 912828S76 | US Treasury Note 1.125% Due 07/31/2021 | 5,600,000.00 | 09/26/2019 1.72% | 5,540,281.25 | 99.11 1.67% | 5,549,908.00 21,057.07 | 0.95% 9,626.75 | Aaa / AA+ AAA | 1.67 1.64 |
| 912828D72 | US Treasury Note 2.000% Due 08/31/2021 | 8,500,000.00 | 10/13/2017 1.81% | 8,560,761.72 | 100.58 1.66% | 8,549,470.00 42,967.03 | 1.46% (11,291.72) | Aaa / AA+ AAA | 1.75 1.71 |
| 912828T67 | US Treasury Note 1.250% Due 10/31/2021 | 7,700,000.00 | 11/20/2017 1.96% | 7,492,761.72 | 99.25 1.65% | 7,641,949.70 8,197.12 | 1.30% 149,187.98 | Aaa / AA+ AAA | 1.92 1.88 |
| 912828U65 | US Treasury Note 1.750% Due 11/30/2021 | 7,500,000.00 | 09/06/2019 1.55% | 7,533,105.47 | 100.23 1.63% | 7,516,995.00 358.61 | 1.28% (16,110.47) | Aaa / AA+ AAA | 2.00 1.96 |

Holdings Report

SDCRAA Consolidated - Account #10566

For the Month Ending November 30, 2019

| CUSIP | Security Description | Par Value/Units | Purchase Date Book Yield | Book Value | Mkt Price Mkt YTM | Market Value Accrued Int. | % of Port. Gain/Loss | Moody/S&P Fitch | Maturity Duration |
|---|---|-----------------------|-----------------------------|-----------------------|----------------------|--|---------------------------------------|--------------------------------|----------------------------|
| US Treasury | | | | | | | | | |
| 912828WZ9 | US Treasury Note 1.750% Due 04/30/2022 | 2,750,000.00 | 11/17/2017 2.00% | 2,720,781.25 | 100.34 1.61% | 2,759,344.50 4,207.65 | 0.47% 38,563.25 | Aaa / AA+ AAA | 2.42 2.35 |
| 912828SV3 | US Treasury Note 1.750% Due 05/15/2022 | 8,200,000.00 | 12/05/2017 2.09% | 8,080,843.75 | 100.36 1.60% | 8,229,151.00 6,307.69 | 1.40% 148,307.25 | Aaa / AA+ AAA | 2.46 2.40 |
| 912828XW5 | US Treasury Note 1.750% Due 06/30/2022 | 8,200,000.00 | 12/05/2017 2.13% | 8,063,546.88 | 100.40 1.59% | 8,232,668.80 60,051.63 | 1.41% 169,121.92 | Aaa / AA+ AAA | 2.58 2.50 |
| 912828L24 | US Treasury Note 1.875% Due 08/31/2022 | 8,200,000.00 | 12/05/2017 2.14% | 8,101,984.38 | 100.71 1.61% | 8,258,613.60 38,859.89 | 1.41% 156,629.22 | Aaa / AA+ AAA | 2.75 2.66 |
| 912828L57 | US Treasury Note 1.750% Due 09/30/2022 | 10,500,000.00 | 01/19/2018 2.39% | 10,204,277.34 | 100.40 1.60% | 10,542,241.50 31,127.05 | 1.80% 337,964.16 | Aaa / AA+ AAA | 2.84 2.75 |
| 912828V80 | US Treasury Note 2.250% Due 01/31/2024 | 5,650,000.00 | Various 2.14% | 5,675,003.91 | 102.50 1.63% | 5,791,029.65 42,490.15 | 0.99% 116,025.74 | Aaa / AA+ AAA | 4.17 3.94 |
| TOTAL US Treasury | | 117,600,000.00 | 1.90% | 116,548,843.76 | 1.65% | 117,844,253.85 366,662.26 | 20.13% 1,295,410.09 | Aaa / AA+ Aaa | 1.87 1.81 |
| TOTAL PORTFOLIO | | 565,383,670.36 | 2.10% | 579,206,410.25 | 1.79% | 584,588,641.51 2,517,109.86 | 100.00% 5,382,231.26 | Aa1 / AA+ Aaa | 1.46 1.38 |
| TOTAL MARKET VALUE PLUS ACCRUALS | | | | | | 587,105,751.37 | | | |

Transactions Ledger

SDCRAA Consolidated - Account #10566

November 1, 2019 through November 30, 2019

| Transaction Type | Settlement Date | CUSIP | Quantity | Security Description | Price | Acq/Disp Yield | Amount | Interest Pur/Sold | Total Amount | Gain/Loss |
|---------------------------|-----------------|-----------|----------------------|--|---------|----------------|----------------------|-------------------|----------------------|-------------|
| DISPOSITION | | | | | | | | | | |
| Maturity | 11/30/2019 | 912828G61 | 13,400,000.00 | US Treasury Note 1.5% Due: 11/30/2019 | 100.000 | | 13,400,000.00 | 0.00 | 13,400,000.00 | 0.00 |
| | Subtotal | | 13,400,000.00 | | | | 13,400,000.00 | 0.00 | 13,400,000.00 | 0.00 |
| TOTAL ACQUISITIONS | | | 13,400,000.00 | | | | 13,400,000.00 | 0.00 | 13,400,000.00 | 0.00 |

Transactions Ledger for Bonds

SDCRAA Consolidated Bond Reserves - Account #10592

November 1, 2019 through November 30, 2019

| Transaction Type | Settlement Date | CUSIP | Quantity | Security Description | Price | Acq/Disp Yield | Amount | Interest Pur/Sold | Total Amount | Gain/Loss |
|-------------------------|-----------------|-----------|---------------------|--|-------|----------------|---------------------|-------------------|---------------------|-------------|
| ACQUISITIONS | | | | | | | | | | |
| Purchase | 11/14/2019 | 31846V336 | 2,000,000.00 | First American Government Obligation Funds | 1.000 | 1.75% | 2,000,000.00 | 0.00 | 2,000,000.00 | 0.00 |
| | Subtotal | | 2,000,000.00 | | | | 2,000,000.00 | 0.00 | 2,000,000.00 | 0.00 |
| TOTAL AQUSITIONS | | | 2,000,000.00 | | | | 2,000,000.00 | 0.00 | 2,000,000.00 | 0.00 |
| DISPOSITIONS | | | | | | | | | | |
| Sale | 11/14/2019 | 90LAIF500 | 2,000,000.00 | Local Agency Investment Fund State Pool | 1.000 | 2.16% | 2,000,000.00 | 0.00 | 2,000,000.00 | 0.00 |
| | Subtotal | | 2,000,000.00 | | | | 2,000,000.00 | 0.00 | 2,000,000.00 | 0.00 |
| Security Withdrawal | 11/15/2019 | 31846V336 | 102,717.00 | First American Government Obligation Funds | 1.000 | | 102,717.00 | 0.00 | 102,717.00 | 0.00 |
| Security Withdrawal | 11/15/2019 | 31846V336 | 350,837.00 | First American Government Obligation Funds | 1.000 | | 350,837.00 | 0.00 | 350,837.00 | 0.00 |
| Security Withdrawal | 11/15/2019 | 31846V336 | 312,199.00 | First American Government Obligation Funds | 1.000 | | 312,199.00 | 0.00 | 312,199.00 | 0.00 |
| Security Withdrawal | 11/15/2019 | 31846V336 | 568,260.00 | First American Government Obligation Funds | 1.000 | | 568,260.00 | 0.00 | 568,260.00 | 0.00 |

Transactions Ledger for Bonds

SDCRAA Consolidated Bond Reserves - Account #10592

November 1, 2019 through November 30, 2019

| Transaction Type | Settlement Date | CUSIP | Quantity | Security Description | Price | Acq/Disp Yield | Amount | Interest Pur/Sold | Total Amount | Gain/Loss |
|--------------------------|-----------------|------------|----------------------|--|-------|----------------|----------------------|-------------------|----------------------|-------------|
| Security Withdrawal | 11/22/2019 | 90SDCP\$00 | 312,665.00 | County of San Diego Pooled Investment Pool | 1.000 | | 312,665.00 | 0.00 | 312,665.00 | 0.00 |
| Security Withdrawal | 11/22/2019 | 90SDCP\$00 | 3,277,545.00 | County of San Diego Pooled Investment Pool | 1.000 | | 3,277,545.00 | 0.00 | 3,277,545.00 | 0.00 |
| Security Withdrawal | 11/22/2019 | 90SDCP\$00 | 1,460,662.00 | County of San Diego Pooled Investment Pool | 1.000 | | 1,460,662.00 | 0.00 | 1,460,662.00 | 0.00 |
| Security Withdrawal | 11/22/2019 | 90SDCP\$00 | 2,218,237.00 | County of San Diego Pooled Investment Pool | 1.000 | | 2,218,237.00 | 0.00 | 2,218,237.00 | 0.00 |
| Security Withdrawal | 11/22/2019 | 90SDCP\$00 | 1,019,894.00 | County of San Diego Pooled Investment Pool | 1.000 | | 1,019,894.00 | 0.00 | 1,019,894.00 | 0.00 |
| Security Withdrawal | 11/22/2019 | 90SDCP\$00 | 617,706.00 | County of San Diego Pooled Investment Pool | 1.000 | | 617,706.00 | 0.00 | 617,706.00 | 0.00 |
| Security Withdrawal | 11/22/2019 | 90SDCP\$00 | 1,914,461.00 | County of San Diego Pooled Investment Pool | 1.000 | | 1,914,461.00 | 0.00 | 1,914,461.00 | 0.00 |
| | Subtotal | | 12,155,183.00 | | | | 12,155,183.00 | 0.00 | 12,155,183.00 | 0.00 |
| TOTAL AQUISITIONS | | | 14,155,183.00 | | | | 14,155,183.00 | 0.00 | 14,155,183.00 | 0.00 |

Important Disclosures

2019 Chandler Asset Management, Inc, An Independent Registered Investment Adviser.

Information contained herein is confidential. Prices are provided by IDC, an independent pricing source. In the event IDC does not provide a price or if the price provided is not reflective of fair market value, Chandler will obtain pricing from an alternative approved third party pricing source in accordance with our written valuation policy and procedures. Our valuation procedures are also disclosed in Item 5 of our Form ADV Part 2A.

Performance results are presented gross-of-advisory fees and represent the client's Total Return. The deduction of advisory fees lowers performance results. These results include the reinvestment of dividends and other earnings. Past performance may not be indicative of future results. Therefore, clients should not assume that future performance of any specific investment or investment strategy will be profitable or equal to past performance levels. All investment strategies have the potential for profit or loss. Economic factors, market conditions or changes in investment strategies, contributions or withdrawals may materially alter the performance and results of your portfolio.

Index returns assume reinvestment of all distributions. Historical performance results for investment indexes generally do not reflect the deduction of transaction and/or custodial charges or the deduction of an investment management fee, the incurrence of which would have the effect of decreasing historical performance results. It is not possible to invest directly in an index.

Source ice Data Indices, LLC ("ICE"), used with permission. ICE permits use of the ICE indices and related data on an "as is" basis; ICE, its affiliates and their respective third party suppliers disclaim any and all warranties and representations, express and/or implied, including any warranties of merchantability or fitness for a particular purpose or use, including the indices, index data and any data included in, related to, or derived therefrom. Neither ICE data, its affiliates or their respective third party providers guarantee the quality, adequacy, accuracy, timeliness or completeness of the indices or the index data or any component thereof, and the indices and index data and all components thereof are provided on an "as is" basis and licensee's use it at licensee's own risk. ICE data, its affiliates and their respective third party do not sponsor, endorse, or recommend chandler asset management, or any of its products or services.

This report is provided for informational purposes only and should not be construed as a specific investment or legal advice. The information contained herein was obtained from sources believed to be reliable as of the date of publication, but may become outdated or superseded at any time without notice. Any opinions or views expressed are based on current market conditions and are subject to change. This report may contain forecasts and forward-looking statements which are inherently limited and should not be relied upon as indicator of future results. Past performance is not indicative of future results. This report is not intended to constitute an offer, solicitation, recommendation or advice regarding any securities or investment strategy and should not be regarded by recipients as a substitute for the exercise of their own judgment.

Fixed income investments are subject to interest, credit and market risk. Interest rate risk: the value of fixed income investments will decline as interest rates rise. Credit risk: the possibility that the borrower may not be able to repay interest and principal. Low rated bonds generally have to pay higher interest rates to attract investors willing to take on greater risk. Market risk: the bond market in general could decline due to economic conditions, especially during periods of rising interest rates.

Ratings information have been provided by Moody's, S&P and Fitch through data feeds we believe to be reliable as of the date of this statement, however we cannot guarantee its accuracy.

Security level ratings for U.S. Agency issued mortgage-backed securities ("MBS") reflect the issuer rating because the securities themselves are not rated. The issuing U.S. Agency guarantees the full and timely payment of both principal and interest and carries a AA+/Aaa/AAA by S&P, Moody's and Fitch respectively.

Benchmark Disclosures

ICE BAML 0-5 Yr US Treasury Index

The ICE BAML 0-5 Year US Treasury Index tracks the performance of US Dollar denominated Sovereign debt publicly issued by the US government in its domestic market with maturities less than three years. Qualifying securities must have at least 18 months to maturity at point of issuance, at least one month and less than five years remaining term to final maturity, a fixed coupon schedule and a minimum amount outstanding of \$1 billion. (Index: GVQA. Please visit www.mlindex.ml.com for more information)

DRAFT
SAN DIEGO COUNTY REGIONAL AIRPORT AUTHORITY
EXECUTIVE AND FINANCE COMMITTEE MEETING MINUTES
MONDAY, NOVEMBER 25, 2019
BOARD ROOM

CALL TO ORDER: Chairman Boling called the Executive and Finance Committee and Special Board Meeting to order at 9:01 a.m., on Monday, November 25, 2019, in the Board Room of the San Diego International Airport, Administration Building, 3225 N Harbor Drive, San Diego, CA 92101.

PLEDGE OF ALLEGIANCE: Board Member West led the Pledge of Allegiance.

ROLL CALL:

Executive Committee

Present: Committee Members: Boling (Chairman), Robinson,
Schumacher

Absent: Committee Member: None

Finance Committee

Present: Committee Members: Cox (Chair), Schiavoni, West

Absent: Committee Member: Lloyd

Also Present: Kim Becker, President/CEO; Amy Gonzalez, General Counsel;
Tony R. Russell, Director, Board Services/Authority Clerk; Martha
Morales, Assistant Authority Clerk I

NON-AGENDA PUBLIC COMMENT: None

NEW BUSINESS:

EXECUTIVE COMMITTEE:

1. APPROVAL OF MINUTES:

RECOMMENDATION: Approve the minutes of the October 28, 2019 regular meeting.

ACTION: Moved by Board Member Robinson and seconded by Board Member Schumacher to approve staff's recommendation. Motion carried unanimously.

FINANCE COMMITTEE:

2. REVIEW OF THE UNAUDITED FINANCIAL STATEMENTS FOR THE FOUR MONTHS ENDED OCTOBER 31, 2019:

Kathy Kiefer, Senior Director, Finance and Asset Management, provided a presentation on the Review of Unaudited Financial Statements for the Four Months Ended October 31, 2019 that included Enplanements, Gross Landing Weight Units, Operating Revenue, Operating Expenses, Nonoperating Revenues and Expenses and Statements of Net.

3. REVIEW OF THE AUTHORITY'S INVESTMENT REPORT AS OF OCTOBER 31, 2019:

Geoff Bryant, Manager, Airport Finance, provided a presentation on the Investment Report as of October 31, 2019 that included Portfolio Characteristics, Sector Distribution, Quality & Maturity Distribution, Investment Performance and Bond Proceeds.

4. SERIES 2019/2020 BOND SALE BRIEFING:

Scott Brickner, Vice President/CFO, provided a presentation on Series 2019/20 Bond Sales Briefing that included Authority Bond Financing Requirements, Favorable Market Conditions, Preparation of Bond Documents, Feasibility Report and Preliminary Official Statements (POS), Rating Agency Presentations & Credit Ratings, Marketing and Investor Outreach, Debt Service Comparison, Authority GARB Deal Summaries and 2019 Bond Financing Team.

Board Member West suggested sharing this information with the larger community, if possible, to tell our story.

Board Member Cox agreed that we should share our story with the larger community, if possible, to include the San Diego County Taxpayers Association.

EXECUTIVE COMMITTEE:

5. PRE-APPROVAL OF TRAVEL REQUESTS AND APPROVAL OF BUSINESS AND TRAVEL EXPENSE REIMBURSEMENT REQUESTS FOR BOARD MEMBERS, THE PRESIDENT/CEO, THE CHIEF AUDITOR AND GENERAL COUNSEL:

RECOMMENDATION: Pre-approve travel requests and approve business and travel expense reimbursement requests.

ACTION: Moved by Board Member Robinson and seconded by Board Member Schumacher to approve staff's recommendation. Motion carried unanimously.

6. REVIEW OF THE PROPOSED 2020 MASTER CALENDAR OF BOARD AND COMMITTEE MEETINGS:

Chair Boling requested that Item 6 be pulled from the agenda and deferred to the December Executive/Finance Committee meeting.

ACTION: This item was deferred to the December Executive/Finance Committee meeting

REVIEW OF FUTURE AGENDAS:

7. REVIEW OF THE DRAFT AGENDA FOR THE DECEMBER 5, 2019 BOARD MEETING:

Kimberly J. Becker, President/CEO, provided an overview of the draft agenda for the December 5, 2019, Board meeting.

8. REVIEW OF THE DRAFT AGENDA FOR THE DECEMBER 5, 2019 AIRPORT LAND USE COMMISSION MEETING:

Kimberly J. Becker, President/CEO, provided an overview of the draft agenda for the December 5, 2019, Airport Land Use Commission meeting.

COMMITTEE MEMBER COMMENTS: None.

ADJOURNMENT: The meeting was adjourned at 9:38 a.m.

APPROVED BY A MOTION OF THE SAN DIEGO COUNTY REGIONAL AIRPORT AUTHORITY EXECUTIVE COMMITTEE THIS 19TH DAY OF DECEMBER, 2019.

ATTEST:

TONY R. RUSSELL
DIRECTOR, BOARD SERVICES/
AUTHORITY CLERK

APPROVED AS TO FORM:

AMY GONZALEZ
GENERAL COUNSEL

EXECUTIVE COMMITTEE Meeting Date: **DECEMBER 19, 2019**

Subject:

Pre-Approval of Travel Requests and Approval of Business and Travel Expense Reimbursement Requests for Board Members, the President/CEO, the Chief Auditor and General Counsel

Recommendation:

Pre-approve Travel Requests and approve Business and Travel Expense Reimbursement Requests.

Background/Justification:

Authority Policy 3.30 (3)(b) and (4) require that travel and business expense reimbursements of Board Members, the President/CEO, the Chief Auditor and the General Counsel be approved or pre-approved by the Executive Committee and presented to the Board for its information at its next regularly scheduled meeting.

On July 1, 2019, the Executive Committee pre-approved set dollar amounts for routine, in-town business expenses to be used during Fiscal Year 2020 for the President/CEO, General Counsel and Chief Auditor as authorized in Policy 3.30(3)(b)(i)(C).

The attached reports are being presented to comply with the requirements of Policy 3.30.

Fiscal Impact:

Funds for Business and Travel expenses are included in the FY 2020 Budget.

Authority Strategies/Focus Areas:

This item supports one or more of the following (*select at least one under each area*):

Strategies

- Community Strategy Customer Strategy Employee Strategy Financial Strategy Operations Strategy

Focus Areas

- Advance the Airport Development Plan Transform the Customer Journey Optimize Ongoing Business

Environmental Review:

- A. This Board action is not a project that would have a significant effect on the environment as defined by the California Environmental Quality Act (CEQA), as amended. 14 Cal. Code Regs. §15378. This Board action is not a “project” subject to CEQA. Cal. Pub. Res. Code §21065.
- B. California Coastal Act Review: This Board action is not a "development" as defined by the California Coastal Act. Cal. Pub. Res. Code §30106.

Application of Inclusionary Policies:

Not applicable.

Prepared by:

TONY R. RUSSELL
DIRECTOR, BOARD SERVICES/AUTHORITY CLERK

TRAVEL REQUEST

KIM BECKER

SAN DIEGO COUNTY REGIONAL AIRPORT AUTHORITY
OUT-OF-TOWN TRAVEL REQUEST

GENERAL INSTRUCTIONS:

- A. All out-of-town travel requests must conform to applicable provisions of Policy 3.30.
- B. Once traveler completes form, submit to the traveler's Administrator for approval (for Board Members, President/CEO, General Counsel and Chief Auditor, Administrator is Board Executive Committee).

TRAVELER INFORMATION:

Traveler Name: Kimberly J. Becker Department: Executive, BU6
Position: Board Member President/CEO General Counsel Chief Auditor
 All Other Authority Employees

DATE OF REQUEST: 11/26/2019 DATE OF DEPARTURE/RETURN: 02/19/2020 / 02/20/2020

DESTINATION / BUSINESS PURPOSE:

Destination: Tucson, AZ

Business Purpose: FAA Noise Forum


PROJECTED OUT-OF-TOWN TRAVEL EXPENSES:

| | |
|---|----------------------|
| A. Transportation Costs: | |
| • Airfare <input type="checkbox"/> <i>check box for business class or equivalent (international only)</i> | \$ <u>650.00</u> |
| • Rental Car | \$ _____ |
| • Other Transportation (<i>Taxi, TNC, Train, Bus</i>) | \$ <u>50.00</u> |
| • Auto (<i>Gas, Parking/Tolls, Mileage</i>) | \$ _____ |
| B. Lodging | \$ <u>250.00</u> |
| C. Meals and Incidental Expenses (<i>Per Diem</i>) | \$ <u>108.00</u> |
| D. Seminar and Conference Fees | \$ _____ |
| E. Entertainment | \$ _____ |
| TOTAL PROJECTED TRAVEL EXPENSES | \$ <u>\$1,058.00</u> |

CERTIFICATION BY TRAVELER

By my signature below, I certify the following:

- 1. The above-listed projected out-of-town travel expenses conform to Policy 3.30, are reasonable and directly related to Authority business; and
- 2. I have attended training regarding my responsibilities pursuant to Policy 3.30 within the past two years.

Travelers Signature:  Date: 11/27/19

CERTIFICATION BY ADMINISTRATOR *(If Administrator is Executive Committee, Clerk certifies below.)*

By my signature below, I certify the following:

- 1. I have reviewed this out-of-town travel request and made inquiries to determine that the out-of-town travel and identified expenses are directly related to and necessary for the advancement of the Authority's business and reasonable in comparison to the anticipated benefits to the Authority; and
- 2. I have attended training regarding my responsibilities pursuant to Policy 3.30 within the past two years.

Administrator's Signature: _____ Date: _____

AUTHORITY CLERK CERTIFICATION ON BEHALF OF EXECUTIVE COMMITTEE

I, _____, certify that this document was approved
(Name of Clerk)
by the Executive Committee at its _____ meeting.
(Meeting Date)

Casey Diane

Subject: FW: SAVE THE DATE: WSA Noise Forum
Location: Tucson, AZ

Start: Thu 2/20/2020 8:00 AM
End: Thu 2/20/2020 4:30 PM
Show Time As: Out of Office

Recurrence: (none)

Meeting Status: Accepted

Organizer: Rock, Shannon CTR (FAA)

Categories: Out of Office, Offsite Meetings

-----Original Appointment-----

From: Rock, Shannon CTR (FAA) <shannon.ctr.rock@faa.gov>

Sent: Wednesday, August 28, 2019 3:20 PM

To: Rock, Shannon CTR (FAA); Adolph, Courtney (FAA); Dennis Anderson; Bruce Atlas; James Bennett; Cruz, Michele (FAA); Desing, Clark (FAA); DiBernardo, Tony (FAA); Curt Eikerman; Foyle, Dave (FAA); Nikolas Gaskins; Girvin, Raquel (FAA); Gregor, Ian (FAA); Charles Hall; Harrigan, Kendra (FAA); Holzman, Jacki (FAA); Hunt, Robin K (FAA); Patrick Lammerding; Long, Kerry (FAA); McClardy, Mark (FAA); Kristi McKenney; Ryan McMullan; Morgan, Thomas C (FAA); kpantoja@lawa.org; Samantha Bricker; Poole, Thomas (FAA); Arlyn Purcell (purcell.arlyn@portseattle.org); Clare Gallagher; Brendan Reed; Ron Reeves; Kim Day; Ivar Satero; Scata, Donald (FAA); Suomi, David (FAA); Swann, Tamara A (FAA); Valencia, Michael (FAA); Rosemary Vassiliadis; Warden, Kristi (FAA); White, Beth (FAA); George Merritt; Brady Fredrickson; John Aitken; Williams, Mike N (FAA); Racich, Ashley - DEN; Stewart, Jeff (FAA); ford.fuchigami@hawaii.gov; Matt Davis; mmora@renoairport.com; Jim.szczesniak@alaska.gov; NicholC@saccounty.net; rhupp@cityofboise.org; vince.granato@portofportland.com; gphillips@springsgov.com; Wood, Angila (FAA); Diane Casey; Riley, Melinda (FAA); Pearl Meza; Sandy Cikity; Xenia Smith; Melissa Ortega; Chris Arrigale; Linda Crockett; Pieculewicz, Cathy (FAA); Hardy, Traci - DEN; Stone, Grady (FAA); Suttmeier, Laurie (FAA); Cushing, Dave (FAA); Wong, Gordon (FAA); Holmes, Melissa (FAA); Szukala, Steven L (FAA); dbewley@flytucson.com; Cynthia.Guidry@longbeach.gov; Ralph, Michael J (FAA); King, Lauren S (FAA); Cathy Borders; Freeman, William E (FAA); Laron, Sky M (FAA); Biassou, Justin W (FAA); Alex Tamoria; Hyatt, Ed (FAA); Washino, Dave (FAA); Douglas, Maverick (FAA); scott.morrissey@flydenver.com; Kozica, Shawn M (FAA); Eric Freed; Sanders, Shaun (FAA)

Cc: Shepherd, Stan

Subject: SAVE THE DATE: WSA Noise Forum

When: Thursday, February 20, 2020 8:00 AM-4:30 PM (UTC-08:00) Pacific Time (US & Canada).

Where: Tucson, AZ

Casey Diane

From: Rock, Shannon CTR (FAA) <shannon.ctr.rock@faa.gov>
Sent: Monday, November 25, 2019 4:13 PM
To: Abbey, Peter (FAA); Adolph, Courtney (FAA); Alex Tamoria; Arlyn Purcell (purcell.arlyn@portseattle.org); Biassou, Justin W (FAA); Brady Fredrickson; Reed, Brendan; Bruce Atlas; Charles Hall; Cindy Nichol; Clare Gallagher; Cruz, Michele (FAA); Curt Eikerman; Cushing, Dave (FAA); Cynthia Guidry; Danette Bewley; Dennis Anderson; Desing, Clark (FAA); DiBernardo, Tony (FAA); Dixon, Holly L (FAA); Eric Freed; Ford Fuchigami; Foyle, Dave (FAA); Freeman, William E (FAA); George Merritt; Girvin, Raquel (FAA); Greg Phillips; Gregor, Ian (FAA); Harrigan, Kendra (FAA); Hoffman, Maurice (FAA); Holmes, Melissa (FAA); Holzman, Jacki (FAA); Hunt, Robin K (FAA); Ivar Satero; James Bennett; Jim Szczesniak; John Aitken; John Bergener; Kathryn Pantoja; Becker Kimberly; Kim Day; Kozica, Shawn M (FAA); Kristi McKenney; Lance Lyttle; Laron, Sky M (FAA); Marilyn Mora; Matt Davis; McClardy, Mark (FAA); Morgan, Thomas C (FAA); Nikolas Gaskins; Patrick Lammerding; Poole, Thomas (FAA); Ralph, Michael J (FAA); rhupp@cityofboise.org; Ron Reeves; Rosemary Vassiliadis; Ryan McMullan; Samantha Bricker; Sanders, Shaun (FAA); Scata, Donald (FAA); Schaffer, Chris (FAA); Scott Morrissey; Stan Shepherd (shepherd.s@portseattle.org); Stewart, Jeff (FAA); Stone, Grady (FAA); Stover, Kim (FAA); Suomi, David (FAA); Suttmeier, Laurie (FAA); Swann, Tamara A (FAA); Szukala, Steven L (FAA); Trudy Wassel; Valencia, Michael (FAA); Vince Granato; Warden, Kristi (FAA); Washino, Dave (FAA); White, Beth (FAA); Williams, Mike N (FAA); Wong, Gordon (FAA); Woods, Jerome (FAA)
Cc: Harrigan, Kendra (FAA); Aidan Ryan; Alicia, Vanessa (FAA); Ashley Racich; Cathy Borders; Chris Arrigale; Casey Diane; Linda Crockett; Lynette Marushige; Melissa Ortega; Pearl Meza; Piculewicz, Cathy (FAA); Riley, Melinda (FAA); Sandy Cikity; Spencer, Alane CTR (FAA); Spencer, Virginia (FAA); Torri, John (FAA); Traci Hardy; Wood, Angila (FAA); Xenia Smith
Subject: RE: Action: May Noise Forum Survey and Tucson Hotel

Pardon the double email, you should have all received a save-the-date calendar invite, a couple months ago for the Tucson meeting, but I neglected to put it in this email – Feb. 20, 2020.

Mia culpa!

Shannon

Shannon Rock
Contract Support for Western Service Center Director
Human Solutions Inc., Division of Oasis Systems
Northwest Mountain Regional Office
ATO Western Service Center
O: 206.231.2416
C: 202.525.8662



Let's CONNECT

yes



FY 2020 Per Diem Rates for Arizona

Meals & Incidentals (M&IE) Breakdown

| Primary Destination | County | M&IE Total | Continental Breakfast/Breakfast | Lunch | Dinner | Incidental Expenses | First & Last Day of Travel |
|--------------------------|---|------------|---------------------------------|-------|--------|---------------------|----------------------------|
| Standard Rate | Applies for all locations without specified rates | \$55 | \$13 | \$14 | \$23 | \$5 | \$41.25 |
| Grand Canyon / Flagstaff | Coconino / Yavapai less the city of Sedona | \$66 | \$16 | \$17 | \$28 | \$5 | \$49.50 |
| Kayenta | Navajo | \$66 | \$16 | \$17 | \$28 | \$5 | \$49.50 |
| Phoenix / Scottsdale | Maricopa | \$56 | \$13 | \$15 | \$23 | \$5 | \$42.00 |
| Sedona | City Limits of Sedona | \$76 | \$18 | \$19 | \$34 | \$5 | \$57.00 |
| Tucson | Pima | \$61 | \$14 | \$16 | \$26 | \$5 | \$45.75 |

**SAN DIEGO COUNTY REGIONAL AIRPORT AUTHORITY
OUT-OF-TOWN TRAVEL REQUEST**

GENERAL INSTRUCTIONS:

- A. All out-of-town travel requests must conform to applicable provisions of Policy 3.30.
- B. Once traveler completes form, submit to the traveler's Administrator for approval (for Board Members, President/CEO, General Counsel and Chief Auditor, Administrator is Board Executive Committee).

TRAVELER INFORMATION:

Traveler Name: Kimberly J. Becker Department: Executive, BU6
 Position: Board Member President/CEO General Counsel Chief Auditor
 All Other Authority Employees

DATE OF REQUEST: 11/25/2019 DATE OF DEPARTURE/RETURN: 02/25/2020 / 02/26/2020

DESTINATION / BUSINESS PURPOSE:

Destination: Sacramento, CA

Business Purpose: San Diego Chamber of Commerce – Delegation to Sacramento

PROJECTED OUT-OF-TOWN TRAVEL EXPENSES:

| | | |
|---|--|-------------------|
| A. Transportation Costs: | | |
| • Airfare <input type="checkbox"/> <i>check box for business class or equivalent (international only)</i> | | \$ 500.00 |
| • Rental Car | | \$ |
| • Other Transportation (Taxi, TNC, Train, Bus) | | \$ 100.00 |
| • Auto (Gas, Parking/Tolls, Mileage) | | \$ |
| B. Lodging | | \$ 325.00 |
| C. Meals and Incidental Expenses (<i>Per Diem</i>) | | \$ 132.00 |
| D. Seminar and Conference Fees | | \$ 450.00 |
| E. Entertainment | | \$ |
| TOTAL PROJECTED TRAVEL EXPENSES | | \$ 1507.00 |

CERTIFICATION BY TRAVELER

By my signature below, I certify the following:

1. The above-listed projected out-of-town travel expenses conform to Policy 3.30, are reasonable and directly related to Authority business; and
2. I have attended training regarding my responsibilities pursuant to Policy 3.30 within the past two years.

Travelers Signature:  Date: 11/25/19

CERTIFICATION BY ADMINISTRATOR *(If Administrator is Executive Committee, Clerk certifies below.)*

By my signature below, I certify the following:

1. I have reviewed this out-of-town travel request and made inquiries to determine that the out-of-town travel and identified expenses are directly related to and necessary for the advancement of the Authority's business and reasonable in comparison to the anticipated benefits to the Authority; and
2. I have attended training regarding my responsibilities pursuant to Policy 3.30 within the past two years.

Administrator's Signature: _____ Date: _____

AUTHORITY CLERK CERTIFICATION ON BEHALF OF EXECUTIVE COMMITTEE

I, _____, certify that this document was approved
(Name of Clerk)
 by the Executive Committee at its _____ meeting.
(Meeting Date)

San Diego




(HTTPS://SDCHAMBER.ORG/)

« All Events (<https://sdchamber.org/events/>)

2020 LEADERSHIP DELEGATION TO SACRAMENTO

February 25, 2020 @ 12:00 pm - February 26, 2020 @ 4:00 pm



(/wp-content/uploads/2016/02/Sacramento-2020-Sponsorship-Package-compressed.pdf)

Lead the charge as the San Diego Regional Chamber of Commerce heads to Sacramento to bring local, regional and state leaders together to discuss policy priorities that are in the best interest of business and job creation in the San Diego-Baja mega-region on Tuesday, February 25th and Wednesday, February 26th, 2020.

Similar to the San Diego Regional Chamber’s popular Mission to Washington, DC and Binational Delegation to Mexico City, this trip provides the opportunity to share your expertise on the issues that matter for all of California. While forging new relationships with regional business leaders, you will have the opportunity to participate in exclusive high-level meetings, and discuss industry-specific issues with state officials.

It is up to us to make sure that our leaders in Sacramento understand how to help businesses grow by making our voices heard on the issues that are pertinent to our mega-region. The policy areas and issues we will be addressing on the trip include:

- Infrastructure & Improving Mobility
- Talent Retention: Housing Supply & Affordability; Access & Affordability of Childcare
- Energy & Water
- Improving International Trade & Commerce
- Healthcare Delivery & Security
- 2020 Political Landscape


Click here (</wp-content/uploads/2016/02/Agenda-Final.pdf>) to see our 2019 agenda for the trip.

Click here (<https://sdchamber.org/sacramento-speakers-2019/>) to see our 2019 list of speakers.

DEADLINES & IMPORTANT DATES

San Diego

([HTTPS://SDCHAMBER.ORG/](https://sdchamber.org/))



January 28 – Last day for The Kimpton Sawyer Hotel room block – after which, rooms and pricing are subject to availability.

February 18 – Regular application deadline.

February 21 – Late application deadline.

January 25 – Last day for The Citizen Hotel room block. Following January 25, rooms and pricing are subject to availability

EVENT DETAILS

Date: Tuesday, February 25 (12:00 pm) – Wednesday, February 26 (4:00 pm)

Location: The Citizen Hotel | 926 J St., Sacramento, CA 95814

Event Contact: Lisa Kelley | 619-544-1343 | lkelly@sdchamber.org (mailto:lkelly@sdchamber.org)

([HTTPS://SDCHAMBER.ORG/](https://SDCHAMBER.ORG/))

REGISTRATION COST*

Please note: participation fee does *not* include hotel or airfare.

Chamber Members:

\$450 per person (*Early Bird: until January 25*)

\$500 per person (*January 26 – February 18*)

\$625 per person (*February 19 – February 21*)

Non-Members:

\$650 per person (*until February 18*)

\$725 per person (*February 19 – February 21*)

*Participation subject to approval. Includes all meals, meetings, and receptions. **Payment must be received prior to departure for the trip.**

HOTELS

(/wp-content/uploads/2016/02/Hotels.jpg)We have a room block at The Kimpton Sawyer Hotel (<https://www.ihg.com/kimptonhotels/hotels/us/en/find-hotels/hotel/rooms?>

[qDest=500%20J%20Street,%20Sacramento,%20CA,%20US&qCiMy=12020&qCiD=25&qCoMy=12020&qCoD=26&qAdlt=1&qChld=0&qRms=1&qRtP=6C&qIta=998](https://www.ihg.com/kimptonhotels/hotels/us/en/find-hotels/hotel/rooms?qDest=500%20J%20Street,%20Sacramento,%20CA,%20US&qCiMy=12020&qCiD=25&qCoMy=12020&qCoD=26&qAdlt=1&qChld=0&qRms=1&qRtP=6C&qIta=998)

for \$284++ per night. **Book your room here** (<https://www.ihg.com/kimptonhotels/hotels/us/en/find-hotels/hotel/rooms?qDest=500%20J%20Street,%20Sacramento,%20CA,%20US&qCiMy=12020&qCiD=25&qCoMy=12020&qCoD=26&qAdlt=1&qChld=0&qRms=1&qRtP=6C&qIta=998>) for the group rate or call (877) 678-6255 and ask for the "San Diego Regional" group rate.

We have a room block at The Citizen Hotel (<https://www.thecitizenhotel.com/en-us>) for \$289++ per night. **Book your group rate for San Diego Regional Chamber of Commerce 2020 Sacramento Delegation Trip** (<https://www.marriott.com/events/start.mi?id=1563472397834&key=GRP>)

Please note: this link will only show the rooms and group rate available where there were rooms contracted and still have availability within the block

| Primary Destination | County | M&IE Total | Continental Breakfast/Breakfast | Lunch | Dinner | Incidental Expenses | First & LastDay of Travel |
|--------------------------------------|-----------------------------|---------------------------|--|--------------|---------------|----------------------------|--|
| Mill Valley / San Rafael / Novato | Marin | \$76 | \$18 | \$19 | \$34 | \$5 | \$57.00 |
| Monterey | Monterey | \$76 | \$18 | \$19 | \$34 | \$5 | \$57.00 |
| Napa | Napa | \$66 | \$16 | \$17 | \$28 | \$5 | \$49.50 |
| Oakhurst | Madera | \$71 | \$17 | \$18 | \$31 | \$5 | \$53.25 |
| Oakland | Alameda | \$66 | \$16 | \$17 | \$28 | \$5 | \$49.50 |
| Palm Springs | Riverside | \$66 | \$16 | \$17 | \$28 | \$5 | \$49.50 |
| Point Arena / Gualala | Mendocino | \$76 | \$18 | \$19 | \$34 | \$5 | \$57.00 |
| Sacramento | Sacramento | \$66 | \$16 | \$17 | \$28 | \$5 | \$49.50 |
| San Diego | San Diego | \$71 | \$17 | \$18 | \$31 | \$5 | \$53.25 |
| San Francisco | San Francisco | \$76 | \$18 | \$19 | \$34 | \$5 | \$57.00 |
| San Luis Obispo | San Luis Obispo | \$71 | \$17 | \$18 | \$31 | \$5 | \$53.25 |
| San Mateo / Foster City / Belmont | San Mateo | \$66 | \$16 | \$17 | \$28 | \$5 | \$49.50 |
| Santa Barbara | Santa Barbara | \$76 | \$18 | \$19 | \$34 | \$5 | \$57.00 |
| Santa Cruz | Santa Cruz | \$61 | \$14 | \$16 | \$26 | \$5 | \$45.75 |
| Santa Monica | City limits of Santa Monica | \$76 | \$18 | \$19 | \$34 | \$5 | \$57.00 |
| Santa Rosa | Sonoma | \$71 | \$17 | \$18 | \$31 | \$5 | \$53.25 |

BUSINESS EXPENSE

A. BOLING

J. SCHIAVONI

*J. Schiavoni Central
parking for San Diego*

Parking
The US Grant
San Diego, CA

*Black Chamber
of Commerce
Gala dinner*

TABLE# /0
SERVER 914880291/JACOB
CHECK# 1114

2019/11/16 09:00:45

****Sale****

MERC ID:001060000199565401164

REF No: 1117050045

CT No: *****8150

EXP: XX/XX

CARD: VISA

CheckNo:1114

TableNo:/0

APPROVAL CODE: 01368D

Subtotal: \$20.00

Total: \$20.00

+ 1.00 tip

X _____

Signature
CUSTOMER COPY

\$ 21.00

TRAVEL EXPENSE

KIM BECKER

SAN DIEGO COUNTY REGIONAL AIRPORT AUTHORITY
TRAVEL EXPENSE REIMBURSEMENT REPORT - Board Members, President/CEO, General Counsel, Chief Auditor
 (To be completed within 30 days from travel return date for domestic travel; 45 days for international travel)

Refer to Authority Policy 3.30 - Business and Travel Expense Reimbursement Policy, outlining appropriate reimbursable expenses. Attach all required supporting documentation. All receipts must be detailed (credit card receipts do not provide sufficient detail). Any special items should be explained in the space provided below.

Policy 3.30 - Business and Travel Expense Reimbursement

Business and Travel Reimbursement Guidelines

Employee/Trip Information

Date: _____

Name: Kimberly J. Becker Dept: Executive Division, BU6
 Departure Date: 11/20/2019 Return Date: 11/23/2019 Report Due: 12/23/19
 Destination: Washington, DC
 Business Purpose: U.S. Travel Board of Meeting & GAC Directors Meeting

| Expense Items not included in Per Diem | Authority Prepaid Expenses | Employee Paid Expenses | | | | | | | TOTAL |
|--|----------------------------|------------------------|----------------------|--------------------|----------------------|--------------------|--------------------|---------------------|------------------|
| | | 11/20/19 Wednesday | 11/21/19 Thursday | 11/22/19 Friday | 11/23/19 Saturday | 11/24/19 Sunday | 11/25/19 Monday | 11/26/19 Tuesday | |
| Air Fare, Railroad, Bus | 559.00 | | | | | | | | - |
| Conference Fees | | | | | | | | | - |
| Rental Car | | | | | | | | | - |
| Gas | | | | | | | | | - |
| Parking & Tolls | | | | | | | | | - |
| Mileage - Attach mileage form | | | | | | | | | - |
| Taxi / TNC / Shuttle Fare | | 22.96 | | | | | | | 22.96 |
| Lodging | | 372.44 | | | | | | | 372.44 |
| Telephone, Internet and Fax | | | | | | | | | - |
| Laundry | | | | | | | | | - |
| Miscellaneous: | | | | | | | | | - |
| | \$ 559.00 | | | | | | | | \$ 395.40 |

Expense items included in Per Diem:

Meals & Incidental Expenses (M&IE)

Meals will be reimbursed at established Per Diem rates. Receipts shall not be required except for authorized meals above per diem rate (approved by CEO or Vice President below). If a meal is provided by a conference or meeting, do not include the meal for reimbursement below. On first travel day, only include lunch and dinner if flight departs after 9:00 a.m. On last travel day, only include breakfast and lunch if flight returns before 6:00 p.m.

GSA Per Diem for Domestic

US Dept of State Per Diem for International

| Enter Daily Per Diem Rate | 11/20/19 | 11/21/19 | 11/22/19 | 11/23/19 | 11/24/19 | 11/25/19 | 11/26/19 | TOTAL |
|--|-----------------|-----------------|-------------|-------------|-------------|-------------|-------------|---------------|
| | Wednesday | Thursday | Friday | Saturday | Sunday | Monday | Tuesday | |
| Breakfast | \$18.00 | | | | | | | 18.00 |
| Lunch | \$19.00 | | | | | | | 19.00 |
| Dinner | \$34.00 | 34.00 | | | | | | 68.00 |
| Incidentals | \$5.00 | 5.00 | | | | | | 10.00 |
| Total M&IE | \$76.00 | 39.00 | | | | | | 115.00 |
| Approved Meal Exception Above Per Diem Rate ¹ | | | | | | | | - |
| Total Meal and Incidental Expenses | \$ 76.00 | \$ 39.00 | \$ - | \$ - | \$ - | \$ - | \$ - | 115.00 |

Explanation: Substantiation for exception should be attached

| | |
|--|------------------|
| Trip Grand Total | 1,069.40 |
| Less Cash Advance (Attach copy of Authority check) | |
| Less Expenses Prepaid by Authority | 559.00 |
| Due Traveler - if positive amount, prepare check request | |
| Due Authority - if negative, attach check payable to SDCRAA | \$ 510.40 |

Note: Send this report to Accounting even if the amount is \$0.

By signing below, TRAVELER: (a) acknowledges understanding and agreeing to be bound by Authority Policy 3.30 - Business and Travel Expense Reimbursement Policy; (b) certifies that this report is true and correct and all claimed expenses were incurred in connection with official Authority business; and (c) understands that any purchases/claims that are not allowed will be traveler's responsibility. By signing below, ADMINISTRATOR certifies, based on reasonable inquiry, that expenses approved in this report were reasonable, necessary, directly related to the Authority's business, and that they are reimbursable under Authority Policy 3.30.

Prepared By: Diane Casey Ext.: 2445
 Traveler's Signature: Kimberly J. Becker Date: 11/25/19

AUTHORITY CLERK CERTIFICATION ON BEHALF OF EXECUTIVE COMMITTEE (To be completed by Clerk)

I, _____ hereby certify that this document was approved by the Executive Committee at its meeting on _____
 Clerk Signature: _____ Date: _____

Kim Becker
Washington
11/20 - 11/23/19

Traveltrust Corporation
374 North Coast Hwy 101
Encinitas, CA 92024
Phone: (760) 635-1700

TRAVELTRUST

ADD TO OUTLOOK

Tuesday, 10 OCT 2019 10:26 PM EDT




Passengers: **KIMBERLY JANE BECKER (02)**

Agency Reference Number: WIBCZE

Click here to view your current itinerary or ETicket receipt on-line: tripcase.com


American Airlines Confirmation WIBCZE

Please review your itinerary and report any discrepancies to Traveltrust within 24hrs of receipt

| | | | |
|------------|--|---|---|
| AIR | Wednesday, 20NOV 2019 | |  |
| | American Airlines | Flight Number: 2574 | Class: V-Coach/Economy |
| | From: San Diego CA, USA | Depart: 6:20 AM | |
| | To: Phoenix AZ, USA | Arrive: 8:50 AM | |
| | Stops: Nonstop | Duration: 1 hour(s) 30 minute(s) | |
| | Seats: 09C | Status: CONFIRMED | Miles: 304 / 486 KM |
| | Equipment: Boeing 737-800 Jet | | |
| | DEPARTS SAN TERMINAL 2 - ARRIVES PHX TERMINAL 4 | | |
| | Frequent Flyer Number [REDACTED] | | |
| | MAIN CABIN EXTRA AISLE SEAT CONFIRMED | | |
| | American Airlines Confirmation number is WIBCZE | | |
| AIR | Wednesday, 20NOV 2019 | |  |
| | American Airlines | Flight Number: 0685 | Class: V-Coach/Economy |
| | From: Phoenix AZ, USA | Depart: 9:41 AM | |
| | To: Washington Reagan Natl DC, USA | Arrive: 3:57 PM | |
| | Stops: Nonstop | Duration: 4 hour(s) 16 minute(s) | |
| | Seats: 10C | Status: CONFIRMED | Miles: 1964 / 3142 KM |
| | Equipment: 32Q/AIR | MEAL: Food and Bev for Purchase | |
| | DEPARTS PHX TERMINAL 4 - ARRIVES DCA TERMINAL C | | |
| | Frequent Flyer Number [REDACTED] | | |
| | MAIN CABIN EXTRA AISLE SEAT CONFIRMED | | |
| | American Airlines Confirmation number is WIBCZE | | |
| AIR | Saturday, 23NOV 2019 | |  |
| | American Airlines | Flight Number: 1413 | Class: G-Coach/Economy |
| | From: Washington Reagan Natl DC, USA | Depart: 5:55 PM | |
| | To: Chicago O'Hare IL, USA | Arrive: 7:20 PM | |
| | Stops: Nonstop | Duration: 2 hour(s) 25 minute(s) | |
| | Seats: 08C | Status: CONFIRMED | Miles: 594 / 950 KM |
| | Equipment: Boeing 737-800 Jet | MEAL: FOOD FOR PURCHASE | |
| | DEPARTS DCA TERMINAL C - ARRIVES ORD TERMINAL 3 | | |

Kim Becker
Washington
11/20 - 11/23/19

Frequent Flyer Number [REDACTED]
MAIN CABIN EXTRA AISLE SEAT CONFIRMED
American Airlines Confirmation number is WIBCZE

| | | | |
|--|---|--------------------------------|---|
| AIR | Saturday, 23NOV 2019 | |  |
| American Airlines | Flight Number: 1244 | Class: G- Coach/Economy | |
| From: Chicago O'Hare IL, USA | Depart: 8:45 PM | | |
| To: San Diego CA, USA | Arrive: 11:09 PM | | |
| Stops: Nonstop | Duration: 4 hour(s) 24 minute(s) | | |
| Seats: 08C | Status: CONFIRMED | Miles: 1719 / 2750 KM | |
| Equipment: Boeing 737-800 Jet | MEAL: FOOD FOR PURCHASE | | |
| DEPARTS ORD TERMINAL 3 - ARRIVES SAN TERMINAL 2 | | | |
| Frequent Flyer Number [REDACTED] | | | |
| MAIN CABIN EXTRA AISLE SEAT CONFIRMED | | | |
| American Airlines Confirmation number is WIBCZE | | | |

OTHER Monday, 23DEC 2019
GLOBAL SALES SUPPORT

THIS TICKET IS NON-REFUNDABLE AND MUST BE USED FOR THE FLIGHTS BOOKED. IF THE RESERVATION IS NOT USED OR CANCELLED BEFORE THE DEPARTURE OF YOUR FLIGHTS IT MAY HAVE NO VALUE. CONTACT TRAVELTRUST BEFORE YOUR OUTBOUND FLIGHT IF CHANGE IS NECESSARY. AMERICAN AIRLINES CONFIRMATION NUMBER - WIBCZE FOR EMERGENCY SERVICE FROM UNITED STATES - 888-221-6043

Ticket/Invoice Information

Ticket for: KIMBERLY JANE BECKER
Date issued: 10/1/2019 Invoice Nbr: 5555527
Ticket Nbr: AA7462121318 Electronic Tkt: Yes Amount: 634.00 USD
Exchange for: 0017349258661 Issued: 11APR19
Total Exchange: 529.00

Charged to: AX*****1013

Service fee: KIMBERLY JANE BECKER
Date issued: 10/1/2019
Document Nbr: XD0789243091 Amount: 30.00
Charged to: AX*****1013

Total Tickets: 529.00
Total Fees: 30.00
Total Amount: 559.00

Click here 24 hours in advance to obtain boarding passes:
[American](#)

Click here to review Baggage policies and guidelines:
[American](#)

TSA Guidance- a government issued photo id is needed for checkin.
Please allow minimum 3 hour checkin for International flights and 2 hours for Domestic.
For Additional security information visit www.tsa.gov.
All coupons related to this ticket must be used in the sequence purchased or you may be subject to a change in airfare per the carrier's discretion.
Follow us on Twitter @Traveltrustcorp
Thank you for choosing Traveltrust!

Kim Becker
 Washington
 11/20 - 11/22/19

AUTOGRAPH COLLECTION®
 HOTELS

THE MAYFLOWER, AUTOGRAPH HOTEL

GUEST FOLIO

| | | | | | | |
|-------|----------------------|--------------------|----------|-------|-------|-----------|
| 629 | BECKER/KIMBERLY | 324.00 | 11/21/19 | 07:19 | 21265 | 12627 |
| ROOM | NAME | RATE | DEPART | TIME | ACCT# | GROUP |
| GD | SAN DIEGO COUNTY AIR | | 11/20/19 | 17:04 | | |
| TYPE | PO BOX 82776 | | ARRIVE | TIME | | |
| 17 | SAN DIEGO CA 92138 | | | | | |
| ROOM | | MCXXXXXXXXXXXX9117 | | | MBV#: | 179369603 |
| CLERK | ADDRESS | PAYMENT | | | | |

| DATE | REFERENCES | CHARGES | CREDITS | BALANCES DUE |
|---------------------------------|---------------------------------|------------------|---------|--------------|
| 11/20 | IR DINE | 7494 629 | 37.75 | |
| 11/20 | ROOM | 629, 1 | 324.00 | |
| 11/20 | ROOM TAX | 629, 1 | 48.44 | |
| 11/21 | CCARD-MC | | 410.19 | |
| 11/21 | PAYMENT RECEIVED BY: MASTERCARD | XXXXXXXXXXXX9117 | | |
| | CASH | 00 | .00 | |
| | | | | .00 |
| ===== EXP. REPORT SUMMARY ===== | | | | |
| 11/20 | IR DINE | | 37.75 | |
| | ROOM | | 324.00 | |
| | ROOM TAX | | 48.44 | |

Dinner 11/20
372.44 Room 11/20

See our "Privacy & Cookie Statement" on Marriott.com

Your Marriott Bonvoy points/miles earned on your eligible earnings will be credited to your account. Check your Marriott Bonvoy Account Statement for updated activity. See members.marriott.com for new Marriott Bonvoy benefits.

AUTOGRAPH COLLECTION® THE MAYFLOWER, AUTOGRAPH HOTEL
 HOTELS
 1127 CONNECTICUT AVE
 WASHINGTON, DC 20036
 PH: 202-347-3000 FAX: 202-776-9182

This statement is your only receipt. You have agreed to pay in cash or by approved personal check or to authorize us to charge your credit card for all amounts charged to you. The amounts shown in the credit column opposite any credit card entry in the reference column above will be charged to the credit card number set forth above. (The credit card company will bill in the usual manner.) If for any reason the credit card company does not make payment on this account, you will owe us such amount. If you are direct billed, in the event payment is not made within 25 days after check-out, you will owe us interest from the check-out date on any unpaid amount at the rate of 1.5% per month (ANNUAL RATE 18%), or the maximum allowed by law, plus the reasonable cost of collection, including attorney fees.


Signature X

Kim Becker
Washington
11/20 - 11/23/19

Casey Diane


From: no-reply@lyftmail.com on behalf of Lyft Ride Receipt <no-reply@lyftmail.com>
Sent: Wednesday, November 20, 2019 2:11 PM
To: Becker Kimberly
Subject: Your ride with Aristide on November 20

11/20 - Transportation



NOVEMBER 20, 2019 AT 4:43 PM

Thanks for riding with Aristide!



100% of tips go to drivers. [Add a tip](#)

| | |
|-----------------------------|---------|
| Lyft fare (4.75mi, 21m 32s) | \$19.46 |
| Tip | \$3.50 |


| | |
|----------------|----------------|
| PayPal account | \$22.96 |
|----------------|----------------|



Pickup 4:43 PM
2414 S Smith Blvd, Arlington, VA

Drop-off 5:04 PM
1792 Desales St NW, Washington, DC

Expense Code: US TRAVEL DC



Kim Becker
Washington
11/20 - 11/23/19

Round Up & Donate

By rounding up their payments, our riders have donated over \$15 million to causes they believe in.

SUPPORT YOUR CAUSE

TIP DRIVER

FIND LOST ITEM

REQUEST REVIEW

Review price in the Lyft app help tab

To share comments or complaints about a ride that violated the law in the District of Columbia, you may contact the DFHV at (202) 645-7300 or <https://dfhv.dc.gov/service/complaints>.

Help Center

Receipt #1339951629507714682

We never share your address with your driver after a ride.
[Learn more](#) about our commitment to safety.

[© Mapbox](#) [© OpenStreetMap](#) [Improve this map](#)

© 2019 Lyft, Inc.
548 Market St., P.O. Box 68514
San Francisco, CA 94104
CPUC ID No. TCP0032513 - P

Work at Lyft
Become a Driver

Kim Becker
Washington
11/20 - 11/23/19

**SAN DIEGO COUNTY REGIONAL AIRPORT AUTHORITY
OUT-OF-TOWN TRAVEL REQUEST**

GENERAL INSTRUCTIONS:

- A. All out-of-town travel requests must conform to applicable provisions of Policy 3.30.
- B. Once traveler completes form, submit to the traveler's Administrator for approval (for Board Members, President/CEO, General Counsel and Chief Auditor, Administrator is Board Executive Committee).

TRAVELER INFORMATION:

Traveler Name: Kimberly J. Becker Department: Executive, BU6
 Position: Board Member President/CEO General Counsel Chief Auditor
 All Other Authority Employees

DATE OF REQUEST: 09/11/2019 DATE OF DEPARTURE/RETURN: 11/19/2019 / 11/21/2019

DESTINATION / BUSINESS PURPOSE:

Destination: Washington, DC Business Purpose: GAC Directors Meeting & U.S. Travel Board Meeting


PROJECTED OUT-OF-TOWN TRAVEL EXPENSES:

| | |
|--|--------------------------|
| A. Transportation Costs: | |
| • Airfare <input type="checkbox"/> check box for business class or equivalent (international only) | \$ <u>650.00</u> |
| • Rental Car | \$ _____ |
| • Other Transportation (Taxi, TNC, Train, Bus) | \$ <u>150.00</u> |
| • Auto (Gas, Parking/Tolls, Mileage) | \$ _____ |
| B. Lodging | \$ <u>650.00</u> |
| C. Meals and Incidental Expenses (Per Diem) | \$ <u>225.00</u> |
| D. Seminar and Conference Fees | \$ _____ |
| E. Entertainment | \$ _____ |
| TOTAL PROJECTED TRAVEL EXPENSES | \$ <u>1675.00</u> |

CERTIFICATION BY TRAVELER

By my signature below, I certify the following:

- 1. The above-listed projected out-of-town travel expenses conform to Policy 3.30, are reasonable and directly related to Authority business; and
- 2. I have attended training regarding my responsibilities pursuant to Policy 3.30 within the past two years.

Travelers Signature:  Date: 9.11.19

CERTIFICATION BY ADMINISTRATOR (If Administrator is Executive Committee, Clerk certifies below.)

By my signature below, I certify the following:

- 1. I have reviewed this out-of-town travel request and made inquiries to determine that the out-of-town travel and identified expenses are directly related to and necessary for the advancement of the Authority's business and reasonable in comparison to the anticipated benefits to the Authority; and
- 2. I have attended training regarding my responsibilities pursuant to Policy 3.30 within the past two years.

Administrator's Signature: _____ Date: _____

AUTHORITY CLERK CERTIFICATION ON BEHALF OF EXECUTIVE COMMITTEE

I, Martha Morales, Asst. Authority Clerk, certify that this document was approved
(Name of Clerk)
 by the Executive Committee at its September 23, 2019 meeting.
(Meeting Date)

FALL Board Meeting

November 20-21, 2019
Washington, D.C.

Kim Becker
Washington
11/20-11/23/19

SCHEDULE OF EVENTS (as of 09.24.19)

All meetings are held at the Mayflower Hotel (1127 Connecticut Avenue, NW, Washington, DC, 20036) unless otherwise noted. *All committee, coalition and council meetings and meals are open only to their respective members.*

WEDNESDAY, NOVEMBER 20

10:00-11:30 a.m. Board of Directors Member Discussion - Topic TBD
(continuation of Summer Breakout Series)

11:45 a.m.-1:30 p.m. Compensation Committee Meeting
(with working lunch)

12:00-1:30 p.m. Allied Advisory Group Meeting
(with working lunch)

2:00-4:30 p.m. Executive Committee Meeting

4:45-5:45 p.m. New Directors Orientation

5:00-5:45 p.m. TravelPAC Board Meeting

6:00-7:15 p.m. Registration

6:30-7:15 p.m. Hall of Leaders Awards Reception

7:15-8:50 p.m. Hall of Leaders Awards Dinner

8:50-9:30 p.m. Hall of Leaders Awards Dessert Reception

Kim Becker
Washington
11/20 - 11/23/19

THURSDAY, NOVEMBER 21

| | |
|----------------------|--|
| 7:30 a.m. | Registration |
| 7:30-8:00 a.m. | Board of Directors Breakfast |
| 8:00 a.m.-12:15 p.m. | Board of Directors Meeting |
| 12:15-1:00 p.m. | Board of Directors Lunch |
| 12:15-2:00 p.m. | Governance Committee Meeting (with working lunch) |
| 12:15-3:30 p.m. | Meetings Mean Business Coalition Meeting (with working lunch) |
| 12:15-5:30 p.m. | Gateway Airports Council Meeting (with working lunch) |



FY 2019 Per Diem Rates for District of Columbia

Meals & Incidentals (M&IE) Breakdown

| Primary Destination | County | M&IE Total | Continental Breakfast/Breakfast | Lunch | Dinner | Incidental Expenses | First & Last Day of Travel |
|-----------------------------|--|------------|---------------------------------|-------|--------|---------------------|----------------------------|
| Standard Rate | Applies for all locations without specified rates | \$55 | \$13 | \$14 | \$23 | \$5 | \$41.25 |
| District of Columbia | Washington DC (also the cities of Alexandria, Falls Church and Fairfax, and the counties of Arlington and Fairfax, in Virginia; and the counties of Montgomery and Prince George's in Maryland) | \$76 | \$18 | \$19 | \$34 | \$5 | \$57.00 |

EXECUTIVE COMMITTEE Meeting Date: **DECEMBER 19, 2019**

Subject:

Review of the Proposed 2020 Master Calendar of Board and Committee Meetings

Recommendation:

Forward this item to the Board with a recommendation for approval.

Background/Justification:

Pursuant to the Ralph M. Brown Act Cal. Gov. Code (§54954(a)), a legislative body shall provide for the time and place for holding regular meetings by ordinance, resolution, or by-laws. Authority Policy 1.30(2) establishes criteria for scheduling regular meetings of the Board and Airport Land Use Commission and Authority Policy 1.20(2)(a) establishes the criteria for scheduling the time and date of Committee meetings.

The proposed calendar was developed in accordance with the Ralph M. Brown Act and the criteria adopted by the Board. The objective is to provide consistency for public participation and the dissemination of information.

Meetings for the Audit and Executive Personnel and Compensation Committee are scheduled to accommodate review of external audits and the performance evaluations for the President/CEO, Chief Auditor and General Counsel, respectively.

A Special Board Meeting is scheduled in March to accommodate the anticipated Board Retreat.

The proposed 2020 Master Calendar of Board and Committee meetings is attached as Exhibit A. Also included is the proposed 2020 Board Committee/Liaison Assignments for reference as Exhibit B.

Fiscal Impact:

Not applicable.

Authority Strategies/Focus Areas:

This item supports one or more of the following (*select at least one under each area*):

Strategies

- Community Strategy Customer Strategy Employee Strategy Financial Strategy Operations Strategy

Focus Areas

- Advance the Airport Development Plan Transform the Customer Journey Optimize Ongoing Business

Environmental Review:

- A. This Board action is not a project that would have a significant effect on the environment as defined by the California Environmental Quality Act (CEQA), as amended. 14 Cal. Code Regs. Section 15378. This Board action is not a "project" subject to CEQA. Pub. Res. Code Section 21065.
- B. California Coastal Act Review: This Board action is not a "development" as defined by the California Coastal Act. Pub. Res. Code Section 30106.

Application of Inclusionary Policies:

Not applicable.

Prepared by:

TONY R. RUSSELL
DIRECTOR, BOARD SERVICES/AUTHORITY CLERK

DRAFT 2020 MASTER CALENDAR OF BOARD AND COMMITTEE MEETINGS

| | ALUC/BOARD 1 st Thursday of Month | EXECUTIVE COMMITTEE (Monday in Week Preceding the Board meeting) | AUDIT COMMITTEE Monday (Quarterly) | EXECUTIVE PERSONNEL AND COMPENSATION COMMITTEE Thursday | FINANCE COMMITTEE Meets with the Executive Committee Monday | CAPITAL IMPROVEMENT PROGRAM OVERSIGHT COMMITTEE Quarterly Thursday |
|-----------|---|--|---|---|--|---|
| Month | 9:00 AM | 9:00 AM | 10:00 AM | 10 9:00 AM | 9:00 AM | 10 11:00 AM |
| January | 9 | 27 | | 23 | 27 | 16 |
| February | 6 | 24 | 10 | | 24 | |
| March | 5 | 23 | | 26 | 23 | |
| March | 2013 & 2144? Board Retreat | | | | | |
| April | 2 | 27 | | | 27 | 16 Special Board Meeting Capital Budget Workshop |
| May | 7 | 21 | 11 | 28 | 21 | |
| May | 14 Budget Workshop | | | | | |
| June | 4 | 22 | | | 22 | |
| July | 9 | | | | | 16 |
| August | | 24 | | 27 | 24 | |
| September | 3 | 21 | 10 | | 21 | |
| October | 1 | 26 | | | 26 | 15 |
| November | 5 | 23 | 2 | | 23 | |
| December | 3 | 21 | | | 21 | |

**BOLD - Denotes a change in the regular schedule due to holidays and conflicts with other Board or Committee meetings.
(January 1; January 20; February 17; May 25; July 3; September 7; November 11; November 26; December 25; December 31)**

***DRAFT* 2020 BOARD COMMITTEE/LIAISON ASSIGNMENTS**

| | CURRENT | 2020 |
|---|------------------------|------------------------|
| Executive Committee | Boling (Chair) | Boling (Chair) |
| | Robinson (Vice Chair) | Robinson (Vice Chair) |
| | Schumacher | Lloyd |
| Finance Committee | Cox (Chair) | Kersey (Chair) |
| | Lloyd | Schumacher |
| | Schiavoni (Vice Chair) | Schiavoni (Vice Chair) |
| | West | McNamara |
| Audit Committee | Robinson (Chair) | Kersey (Chair) |
| | Lloyd | Schumacher |
| | Schiavoni | McNamara (Vice Chair) |
| | West | West |
| | Van Sambeek | Van Sambeek |
| | Tartre (Vice Chair) | Tartre |
| | Vacant (Public Member) | Vacant (Public Member) |
| Executive Personnel & Compensation Committee | Desmond (Chair) | Schiavoni (Chair) |
| | Boling (Vice Chair) | Boling (Vice Chair) |
| | Cox | Cox |
| | Kersey | Robinson |
| Capital Improvement Program Oversight Committee | Kersey (Chair) | West (Chair) |
| | Boling | Cox (Vice Chair) |
| | Schumacher | Lloyd |
| | Robinson (Vice Chair) | Robinson |
| | | Kersey |
| SANDAG Board of Directors | Boling (Primary) | Boling (Primary) |
| | Robinson (Alternate) | Robinson (Alternate) |
| SANDAG Transportation Committee | Schiavoni (Primary) | Schiavoni (Primary) |
| | Schumacher (Alternate) | West (Alternate) |
| SCAG Aviation Task Force | Boling (Primary) | Boling (Primary) |
| World Trade Center | Gleason | Gleason |
| Authority Advisory Committee Liaisons | Robinson (Primary) | Robinson (Primary) |
| | Schiavoni (Alternate) | Schiavoni (Alternate) |
| Art Advisory Committee | Gleason | Gleason |
| Military Affairs Liaison | Dockery | Dockery |
| Port Liaisons | Boling (Primary) | Boling (Primary) |
| | Cox | Cox |
| | Robinson | Robinson |
| Caltrans Liaison | Binns | Binns |
| Inter-Governmental Affairs Liaison | Cox | Cox |

SAN DIEGO COUNTY REGIONAL AIRPORT AUTHORITY

DRAFT BOARD AGENDA

Thursday, January 9, 2019
9:00 A.M.

San Diego International Airport
SDCRAA Administration Building – Third Floor
Board Room
3225 N. Harbor Drive
San Diego, California 92101

Board Members

C. April Boling
Chairman

Greg Cox
Mark Kersey
Robert T. Lloyd
Paul McNamara
Paul Robinson
Johanna S. Schiavoni
Michael Schumacher
Mark B. West

Ex-Officio Board Members

Gustavo Dallarda
Col. Charles B. Dockery
Gayle Miller

President / CEO

Kimberly J. Becker

***Live webcasts of Authority Board meetings can be accessed at
<http://www.san.org/Airport-Authority/Meetings-Agendas/Authority-Board>***

This Agenda contains a brief general description of each item to be considered. The indication of a recommended action does not indicate what action (if any) may be taken. ***Please note that agenda items may be taken out of order.*** If comments are made to the Board without prior notice or are not listed on the Agenda, no specific answers or responses should be expected at this meeting pursuant to State law.

Staff Reports and documentation relating to each item of business on the Agenda are on file in Board Services and are available for public inspection.

NOTE: Pursuant to Authority Code Section 2.15, all Lobbyists shall register as an Authority Lobbyist with the Authority Clerk within ten (10) days of qualifying as a lobbyist. A qualifying lobbyist is any individual who receives \$100 or more in any calendar month to lobby any Board Member or employee of the Authority for the purpose of influencing any action of the Authority. To obtain Lobbyist Registration Statement Forms, contact the Board Services/Authority Clerk Department.

PLEASE COMPLETE A "REQUEST TO SPEAK" FORM PRIOR TO THE COMMENCEMENT OF THE MEETING AND SUBMIT IT TO THE AUTHORITY CLERK. ***PLEASE REVIEW THE POLICY FOR PUBLIC PARTICIPATION IN BOARD AND BOARD COMMITTEE MEETINGS (PUBLIC COMMENT) LOCATED AT THE END OF THE AGENDA.***

The Authority has identified a local company to provide oral interpreter and translation services for public meetings. If you require oral interpreter or translation services, please telephone the Board Services /Authority Clerk Department with your request at (619) 400-2400 at least three (3) working days prior to the meeting.

CALL TO ORDER:

PLEDGE OF ALLEGIANCE:

ROLL CALL:

PRESENTATIONS:

A. RECOGNITION OF VOLUNTEER AMBASSADOR OF THE YEAR

April Boling, Chairman of the Board

PUBLIC HEARINGS:

1. CERTIFY FINAL ENVIRONMENTAL IMPACT REPORT AND ADOPT FINDINGS OF FACT FOR THE SAN DIEGO INTERNATIONAL AIRPORT DEVELOPMENT PLAN; AND 2) ADOPT THE AIRPORT DEVELOPMENT PLAN:

RECOMMENDATION: Adopt Resolution No. 2020-____, to certify the Final Environmental Impact Report (EIR) and adopt California Environmental Quality Act (CEQA) Findings of Fact, a Statement of Overriding Considerations and a Mitigation Monitoring and Reporting Program for the San Diego International Airport Development Plan.

Adopt Resolution No. 2020-____, adopting the San Diego International Airport Development Plan.

(Development: Dennis Probst, Vice President & Chief Development Officer)

NEW BUSINESS:

2. APPROVE AND AUTHORIZE ADOPTION OF A MID-YEAR ADJUSTMENT OF \$____ TO THE FISCAL YEAR 2020-2024 CAPITAL PROGRAM BUDGET TO INCORPORATE IMPLEMENTATION OF THE AIRPORT DEVELOPMENT PLAN AND MISCELLANEOUS MODIFICATIONS TO THE CAPITAL IMPROVEMENT PROGRAM:

RECOMMENDATION: Adopt Resolution No. 2020-____.

(Airport Design & Construction: Bob Bolton, Director)

3. APPROVE AND AUTHORIZE THE PRESIDENT/CEO TO EXECUTE AN AIRSIDE/LANDSIDE ENGINEERING CONSULTING SERVICES AGREEMENT AT SAN DIEGO INTERNATIONAL AIRPORT:

RECOMMENDATION: Adopt Resolution No. 2020-____, approving and authorizing the President/CEO to execute an Airside/Landside Engineering Consulting Services Agreement, with Jacobs Engineering Group, Inc., term of five years, with the option for four one-year extensions, in an amount not-to-exceed \$35,000,000, in support of the Airport Development and Capital Improvement Programs at San Diego International Airport.

(Airport Design & Construction: Bob Bolton, Director)

4. APPROVE AND AUTHORIZE THE PRESIDENT/CEO TO NEGOTIATE AND EXECUTE A FIRST AMENDMENT TO THE ON-CALL PROGRAM MANAGEMENT SERVICES AGREEMENT WITH AECOM IN AN AMOUNT NOT-TO-EXCEED \$_____:

RECOMMENDATION: Adopt Resolution No. 2020-_____, approving the first amendment to the agreement with AECOM Technical Services, Inc., and authorizing the President/CEO to exercise the first one-year option and increase the compensation amount by \$_____ for a new not-to-exceed amount of \$_____.

(Airport Design & Construction: Bob Bolton, Director)

5. APPROVE AND AUTHORIZE CHANGE ORDERS AND INCREASE THE CONTRACT DURATION FOR AIRLINE REQUESTED SCOPE ENHANCEMENTS AND INCREASE THE PRESIDENT/CEO'S CHANGE ORDER AUTHORITY FOR AIRPORT SUPPORT FACILITIES PROJECT AT SAN DIEGO INTERNATIONAL AIRPORT:

RECOMMENDATION: Adopt Resolution No. 2020-_____, (1) approving and authorizing the President/CEO to negotiate and execute change orders for the design and construction of airline requested scope enhancements at the Airline Support Building in an amount not to exceed \$_____; (2) maintaining the President/CEO's change order authority of 4% of the Airport Support Facilities project Maximum Contract Price to be used for other project change orders; and (3) approving and authorizing the President/CEO to negotiate and execute change orders for the design and construction of modifications required to recover the construction schedule at the Airline Support Building in an amount not to exceed \$_____; and increase the contract duration from _____ to _____ calendar days, for Project No. 104245, Airport Support Facilities, at San Diego International Airport.

(Airport Design & Construction: Bob Bolton, Director)

NON-AGENDA PUBLIC COMMENT:

Non-Agenda Public Comment is reserved for members of the public wishing to address the Board on matters for which another opportunity to speak **is not provided on the Agenda**, and which is within the jurisdiction of the Board. Please submit a completed speaker slip to the Authority Clerk. ***Each individual speaker is limited to three (3) minutes. Applicants, groups and jurisdictions referring items to the Board for action are limited to five (5) minutes.***

Note: Persons wishing to speak on specific items should reserve their comments until the specific item is taken up by the Board.

CONSENT AGENDA (Items 6-15):

The consent agenda contains items that are routine in nature and non-controversial. Some items may be referred by a standing Board Committee or approved as part of the budget process. The matters listed under 'Consent Agenda' may be approved by one motion. Any Board Member may remove an item for separate consideration. Items so removed will be heard before the scheduled New Business Items, unless otherwise directed by the Chair.

6. APPROVAL OF MINUTES:

RECOMMENDATION: Approve the minutes of the December 5, 2019 regular meeting.

7. ACCEPTANCE OF BOARD AND COMMITTEE MEMBERS WRITTEN REPORTS ON THEIR ATTENDANCE AT APPROVED MEETINGS AND PRE-APPROVAL OF ATTENDANCE AT OTHER MEETINGS NOT COVERED BY THE CURRENT RESOLUTION:

RECOMMENDATION: Accept the reports and pre-approve Board Member attendance at other meetings, trainings and events not covered by the current resolution.

(Board Services: Tony R. Russell, Director/Authority Clerk)

8. AWARDED CONTRACTS, APPROVED CHANGE ORDERS FROM NOVEMBER 8, 2019 THROUGH DECEMBER 8, 2019 AND REAL PROPERTY AGREEMENTS GRANTED AND ACCEPTED FROM NOVEMBER 8, 2019 THROUGH DECEMBER 8, 2019:

RECOMMENDATION: Receive the report.

(Procurement: Jana Vargas, Director)

9. JANUARY 2020 LEGISLATIVE REPORT:

RECOMMENDATION: Adopt Resolution No. 2020-_____, approving the January 2020 Legislative Report.

(Government Relations: Matt Harris, Director)

10. ESTABLISH THE DATE AND TIME OF BOARD AND ALUC MEETINGS FOR 2020, AS INDICATED ON THE PROPOSED 2020 MASTER CALENDAR OF BOARD AND COMMITTEE MEETINGS:

RECOMMENDATION: Adopt Resolution No. 2020-_____, establishing the date and time of Board and ALUC meetings; and Committee meetings for 2020 as indicated on the proposed 2020 Master Calendar of Board and Committee Meetings.

(Board Services: Tony R. Russell, Director/Authority Clerk)

CLAIMS

11. REJECT THE CLAIM OF DEBORAH LYS:

RECOMMENDATION: Adopt Resolution No. 2020-_____, rejecting the claim of Deborah Lys.

(Legal: Amy Gonzalez, General Counsel)

COMMITTEE RECOMMENDATIONS

CONTRACTS AND AGREEMENTS

12. APPROVE AND AUTHORIZE THE PRESIDENT/CEO TO EXECUTE MODIFICATION NUMBER 3 TO THE OTHER TRANSACTION AGREEMENT WITH THE TRANSPORTATION SECURITY ADMINISTRATION:

RECOMMENDATION: Adopt Resolution No. 2020-____, approving and authorizing the President/CEO to execute Modification Number 3 to the Other Transaction Agreement (OTA Number 70T04018T9CAP1007) with the Transportation Security Administration, extending the Agreement completion date from March 13, 2020, to April 30, 2021.

(Airside and Terminal Operations: Jeff Rasor, Director)

13. APPROVE AND AUTHORIZE THE PRESIDENT/CEO TO EXECUTE CONSENT TO ASSIGNMENT AGREEMENTS WITH EUROPCAR MOBILITY GROUP USA LLC:

RECOMMENDATION: Rescind Resolution 2019-0099 and Adopt Resolution 2020-____, approving and authorizing the President/CEO to execute a Consent to Assignment Agreement of the Non-Exclusive On-Airport Rental Car Concession Agreement with Europcar Mobility Group USA LLC.

Rescind Resolution 2019-0100 and Adopt Resolution 2020-____, approving and authorizing the President/CEO to execute a Consent to Assignment Agreement of the Rental Car Facility Lease Agreement with Europcar Mobility Group USA LLC.

(Revenue Generation & Partnership Development: Natasha Collura, Director)

14. AWARD A CONTRACT TO UNIVERSITY MECHANICAL & ENGINEERING CONTRACTORS, INC., FOR T2W DAS ROOM COOLING UPGRADE AT SAN DIEGO INTERNATIONAL AIRPORT:

RECOMMENDATION: Adopt Resolution No. 2020-____, awarding a contract to University Mechanical & Engineering Contractors, Inc., in the amount of \$345,330 for Project No. 104267, T2W DAS Room Cooling Upgrade at San Diego International Airport.

(Airport Design & Construction: Bob Bolton, Director)

CONTRACTS AND AGREEMENTS AND/OR AMENDMENTS TO CONTRACTS AND AGREEMENTS EXCEEDING \$1 MILLION

15. AWARD A CONTRACT TO S & L SPECIALTY CONSTRUCTION, INC. FOR QUIETER HOME PROGRAM PHASE 10, GROUP 5, PROJECT NO. THIRTEEN (13) HISTORIC SINGLE-FAMILY UNITS ON THIRTEEN (13) RESIDENTIAL PROPERTIES LOCATED EAST AND WEST OF THE SAN DIEGO INTERNATIONAL AIRPORT:

RECOMMENDATION: Adopt Resolution No. 2020-____, awarding a contract to S&L Specialty Construction, Inc. in the amount of \$984,841.00 for Phase 10, Group 5, Project No. 381005, of the San Diego County Regional Airport Authority's ("Authority") Quieter Home Program.

(Planning & Environmental Affairs: Brendan Reed, Director)

OLD BUSINESS:

REPORTS FROM BOARD COMMITTEES, AD HOC COMMITTEES, AND CITIZEN COMMITTEES AND LIAISONS:

- **AUDIT COMMITTEE:**
Committee Members: Lloyd, Robinson (Chair), Schiavoni, Tartre, Van Sambeek, West
- **CAPITAL IMPROVEMENT PROGRAM OVERSIGHT COMMITTEE:**
Committee Members: Boling, Kersey (Chair), Schumacher, Robinson
- **EXECUTIVE PERSONNEL AND COMPENSATION COMMITTEE:**
Committee Members: Boling, Cox, Kersey, Schiavoni (Chair)
- **FINANCE COMMITTEE:**
Committee Members: Cox (Chair), Lloyd, Schiavoni, West

ADVISORY COMMITTEES

- **AUTHORITY ADVISORY COMMITTEE:**
Liaison: Robinson (Primary), Schiavoni
- **ARTS ADVISORY COMMITTEE:**
Committee Member: Robert H. Gleason

LIAISONS

- **CALTRANS:**
Liaison: Dallarda
- **INTER-GOVERNMENTAL AFFAIRS:**
Liaison: Cox

- **MILITARY AFFAIRS:**
Liaison: Dockery
- **PORT:**
Liaisons: Boling (Primary), Cox, Robinson
- **WORLD TRADE CENTER:**
Representatives: Robert H. Gleason

BOARD REPRESENTATIVES (EXTERNAL)

- **SANDAG BOARD OF DIRECTORS:**
Representative: Boling (Primary), Robinson
- **SANDAG TRANSPORTATION COMMITTEE:**
Representatives: Schiavoni (Primary), Schumacher

CHAIR'S REPORT:

PRESIDENT/CEO'S REPORT:

CLOSED SESSION:

- 16. CONFERENCE WITH LEGAL COUNSEL – EXISTING LITIGATION:**
(Paragraph (1) of subdivision (d) of Cal. Gov. Code §54956.9)
Name of Case: San Diego County Regional Airport Authority v. American Car Rental, Inc., San Diego Superior Court Case No. 37-2016-00024056-CL-BC-CTL
- 17. CONFERENCE WITH LEGAL COUNSEL-EXISTING LITIGATION:**
(Paragraph (1) of subdivision (d) of Cal. Gov. Code §54956.9)
Name of Case: Future DB International, Inc. v. San Diego County Regional Airport Authority, et al.
San Diego Superior Court Case No. 37-2018-00001531-CU-CR-CTL
- 18. CONFERENCE WITH LEGAL COUNSEL – EXISTING LITIGATION:**
(Paragraph (1) of subdivision (d) of Cal. Gov. Code §54956.9)
Name of Case: Park Assist LLC v. San Diego County Regional Airport Authority, et al.
United States District Court Case No. 18 CV2068 LAB MDD
- 19. CONFERENCE WITH LEGAL COUNSEL-EXISTING LITIGATION:**
(Paragraph (1) of subdivision (d) of Cal. Gov. Code §54956.9)
Name of Case: M.W. Vasquez Construction Co. Inc. v. San Diego County Regional Airport Authority, et al.
San Diego Superior Court Case No. 37-2019-000215

- 20. CONFERENCE WITH LEGAL COUNSEL – ANTICIPATED LITIGATION:**
(Initiation of litigation pursuant to paragraph (4) of subdivision (d) of Cal. Gov. Code §54956.9)
Number of cases: 2

- 21. CONFERENCE WITH LEGAL COUNSEL – ANTICIPATED LITIGATION:**
(Significant exposure to litigation pursuant to paragraph (2) of subdivision (d) of Cal. Gov. Code §54956.9)
Investigative Order No. R9-2012-0009 by the California Regional Water Quality Control Board pertaining to an investigation of bay sediments at the Downtown Anchorage Area in San Diego.
Number of potential cases: 1

- 22. CONFERENCE WITH LEGAL COUNSEL – ANTICIPATED LITIGATION:**
(Significant exposure to litigation pursuant to paragraph (2) of subdivision (d) of Cal. Gov. Code §54956.9)
Navy Boat Channel Environmental Remediation
Number of potential cases: 1

- 23. CONFERENCE WITH LEGAL COUNSEL – ANTICIPATED LITIGATION:**
(Significant exposure to litigation pursuant to paragraph (2) of subdivision (d) of Cal. Gov. Code §54956.9)
Number of potential cases: 1

- 24. CONFERENCE WITH LEGAL COUNSEL – ANTICIPATED LITIGATION:**
(Significant exposure to litigation pursuant to paragraph (2) of subdivision (d) of Cal. Gov. Code §54956.9)
Order No. WQ 2019-0005-DWQ by the State Water Resources Control Board pertaining to PFAS
Number of potential cases: 1

REPORT ON CLOSED SESSION:

GENERAL COUNSEL REPORT:

BUSINESS AND TRAVEL EXPENSE REIMBURSEMENT REPORTS FOR BOARD MEMBERS, PRESIDENT/CEO, CHIEF AUDITOR AND GENERAL COUNSEL WHEN ATTENDING CONFERENCES, MEETINGS, AND TRAINING AT THE EXPENSE OF THE AUTHORITY:

BOARD COMMENT:

ADJOURNMENT:

Policy for Public Participation in Board, Airport Land Use Commission (ALUC), and Committee Meetings (Public Comment)

- 1) Persons wishing to address the Board, ALUC, and Committees shall complete a "Request to Speak" form prior to the initiation of the portion of the agenda containing the item to be addressed (e.g., Public Comment and General Items). Failure to complete a form shall not preclude testimony, if permission to address the Board is granted by the Chair.
- 2) The Public Comment Section at the beginning of the agenda is reserved for persons wishing to address the Board, ALUC, and Committees on any matter for which another opportunity to speak is not provided on the Agenda, and on matters that are within the jurisdiction of the Board.
- 3) Persons wishing to speak on specific items listed on the agenda will be afforded an opportunity to speak during the presentation of individual items. Persons wishing to speak on specific items should reserve their comments until the specific item is taken up by the Board, ALUC and Committees.
- 4) If many persons have indicated a desire to address the Board, ALUC and Committees on the same issue, then the Chair may suggest that these persons consolidate their respective testimonies. Testimony by members of the public on any item shall be limited to **three (3) minutes per individual speaker and five (5) minutes for applicants, groups and referring jurisdictions.**
- 5) Pursuant to Authority Policy 1.33 (8), recognized groups must register with the Authority Clerk prior to the meeting.
- 6) After a public hearing or the public comment portion of the meeting has been closed, no person shall address the Board, ALUC, and Committees without first obtaining permission to do so.

Additional Meeting Information

NOTE: This information is available in alternative formats upon request. To request an Agenda in an alternative format, or to request a sign language or oral interpreter, or an Assistive Listening Device (ALD) for the meeting, please telephone the Authority Clerk's Office at (619) 400-2400 at least three (3) working days prior to the meeting to ensure availability.

For your convenience, the agenda is also available to you on our website at www.san.org.

For those planning to attend the Board meeting, parking is available in the public parking lot located directly in front of the Administration Building. Bring your ticket to the third floor receptionist for validation.

You may also reach the SDCRAA Building by using public transit via the San Diego MTS System, Route 992. For route and fare information, please call the San Diego MTS at (619) 233-3004 or 511.

Board Members

C. April Boling
Chairman

Greg Cox
Mark Kersey
Robert T. Lloyd
Paul McNamara
Paul Robinson
Johanna S. Schiavoni
Michael Schumacher
Mark B. West

Ex-Officio Board Members

Gustavo Dallarda
Col. Charles B. Dockery
Gayle Miller

President / CEO

Kimberly J. Becker

DRAFT
AIRPORT LAND USE COMMISSION
AGENDA

Thursday, January 9, 2020
9:00 AM or immediately following the Board Meeting
San Diego International Airport
SDCRAA Administration Building – Third Floor
Board Room
3225 N. Harbor Drive
San Diego, California 92101

**Live webcasts of Authority Board meetings can be accessed at
<http://www.san.org/Airport-Authority/Meetings-Agendas/ALUC>**

Pursuant to California Public Utilities Code §§ 21670-21679.5, the Airport Land Use Commission ("Commission") is responsible for coordinating the airport planning of public agencies within San Diego County. The Commission has the legal responsibility to formulate airport land use compatibility plans ("ALUCPs") that will (a) provide for the orderly growth of each public airport and the areas surrounding the airport within the County and (b) safeguard the general welfare of the inhabitants within the vicinity of each airport and the public in general. Pursuant to §21670.3, the San Diego County Regional Airport Authority serves as the Commission.

This Agenda contains a brief general description of each item to be considered. The indication of a recommended action does not indicate what action (if any) may be taken. **Please note that agenda items may be taken out of order.** If comments are made to the Commission without prior notice or are not listed on the Agenda, no specific answers or responses should be expected at this meeting pursuant to State law.

Staff Reports and documentation relating to each item of business on the Agenda are on file in the Board Services/Authority Clerk Department and are available for public inspection.

NOTE: Pursuant to Authority Code Section 2.15, all Lobbyists shall register as an Authority Lobbyist with the Authority Clerk within ten (10) days of qualifying as a lobbyist. A qualifying lobbyist is any individual who receives \$100 or more in any calendar month to lobby any Commission Member or employee of the Authority for the purpose of influencing any action of the Authority. To obtain Lobbyist Registration Statement Forms, contact the Board Services/Authority Clerk Department.

PLEASE COMPLETE A "REQUEST TO SPEAK" FORM PRIOR TO THE COMMENCEMENT OF THE MEETING AND SUBMIT IT TO THE AUTHORITY CLERK. PLEASE REVIEW THE POLICY FOR PUBLIC PARTICIPATION IN BOARD AND BOARD COMMISSION MEETINGS (PUBLIC COMMENT) LOCATED AT THE END OF THE AGENDA.

CALL TO ORDER:

PLEDGE OF ALLEGIANCE:

ROLL CALL:

NON-AGENDA PUBLIC COMMENT:

Non-Agenda Public Comment is reserved for members of the public wishing to address the Commission on matters for which another opportunity to speak **is not provided on the Agenda**, and which is within the jurisdiction of the Commission. Please submit a completed speaker slip to the Authority Clerk. ***Each individual speaker is limited to three (3) minutes. Applicants, groups and jurisdictions referring items to the Board for action are limited to five (5) minutes.***

Note: Persons wishing to speak on specific items should reserve their comments until the specific item is taken up by the Commission.

CONSENT AGENDA (Item 1):

The Consent Agenda contains items that are routine in nature and non-controversial. It also contains consistency determinations that have been deemed consistent or conditionally consistent. The matters listed under 'Consent Agenda' may be approved by one motion. Any Commission Member may remove an item for separate consideration. Items so removed will be heard before the scheduled New Business items, unless otherwise directed by the Chair.

1. APPROVAL OF MINUTES:

RECOMMENDATION: Approve the minutes of the December 5, 2019 regular meeting.

PUBLIC HEARINGS:

OLD BUSINESS:

NEW BUSINESS:

COMMISSION COMMENT:

ADJOURNMENT:

**Policy for Public Participation in Board, Airport Land Use Commission (ALUC),
and Committee Meetings (Public Comment)**

- 1) Persons wishing to address the Board, ALUC, and Committees shall complete a "Request to Speak" form prior to the initiation of the portion of the agenda containing the item to be addressed (e.g., Public Comment and General Items). Failure to complete a form shall not preclude testimony, if permission to address the Board is granted by the Chair.
- 2) The Public Comment Section at the beginning of the agenda is reserved for persons wishing to address the Board, ALUC, and Committees on any matter for which another opportunity to speak is not provided on the Agenda, and on matters that are within the jurisdiction of the Board.
- 3) Persons wishing to speak on specific items listed on the agenda will be afforded an opportunity to speak during the presentation of individual items. Persons wishing to speak on specific items should reserve their comments until the specific item is taken up by the Board, ALUC and Committees.
- 4) If many persons have indicated a desire to address the Board, ALUC and Committees on the same issue, then the Chair may suggest that these persons consolidate their respective testimonies. Testimony by members of the public on any item shall be limited to **three (3) minutes per individual speaker and five (5) minutes for applicants, groups and referring jurisdictions.**
- 5) Pursuant to Authority Policy 1.33 (8), recognized groups must register with the Authority Clerk prior to the meeting.
- 6) After a public hearing or the public comment portion of the meeting has been closed, no person shall address the Board, ALUC, and Committees without first obtaining permission to do so.

Additional Meeting Information

NOTE: This information is available in alternative formats upon request. To request an Agenda in an alternative format, or to request a sign language or oral interpreter, or an Assistive Listening Device (ALD) for the meeting, please telephone the Authority Clerk's Office at (619) 400-2400 at least three (3) working days prior to the meeting to ensure availability.

For your convenience, the agenda is also available to you on our website at www.san.org.

For those planning to attend the Board meeting, parking is available in the public parking lot located directly in front of the Administration Building. Bring your ticket to the third floor receptionist for validation.

You may also reach the SDCRAA Building by using public transit via the San Diego MTS System, Route 992. For route and fare information, please call the San Diego MTS at (619) 233-3004 or 511.