

SAN DIEGO COUNTY REGIONAL AIRPORT AUTHORITY

Board Members

C. April Boling
Chairman

Greg Cox
Jim Desmond
Mark Kersey
Robert T. Lloyd
Paul Robinson
Johanna S. Schiavoni
Michael Schumacher
Mark B. West

Ex-Officio Board Members

Cory Binns
Col. Charles B. Dockery
Jacqueline Wong-Hernandez

President / CEO

Kimberly J. Becker

Revised 4/17/19
EXECUTIVE/FINANCE COMMITTEE
and
SPECIAL BOARD MEETING

AGENDA

Monday, April 22, 2019
9:00 A.M.

San Diego International Airport
SDCRAA Administration Building -- Third Floor
Board Room
3225 N. Harbor Drive
San Diego, CA 92101

This Agenda contains a brief general description of each item to be considered. The indication of a recommended action does not indicate what action (if any) may be taken. If comments are made to the Committee without prior notice or are not listed on the Agenda, no specific answers or responses should be expected at this meeting pursuant to State law. ***Please note that agenda items may be taken out of order.***

Staff Reports and documentation relating to each item of business on the Agenda are on file with the Board Services department and are available for public inspection.

***NOTE:** This Committee Meeting also is noticed as a Special Meeting of the Board to (1) foster communication among Board members in compliance with the Brown Act; and (2) preserve the advisory function of the Committee.

Board members who are not members of this Committee may attend and participate in Committee discussions. Since sometimes more than a quorum of the Board may be in attendance, to comply with the Brown Act, this Committee meeting also is noticed as a Special Meeting of the Board.

To preserve the proper function of the Committee, only members officially assigned to this Committee are entitled to vote on any item before the Committee. This Committee only has the power to review items and make recommendations to the Board. Accordingly, this Committee cannot, and will not, take any final action that is binding on the Board or the Authority, even if a quorum of the Board is present.

PLEASE COMPLETE A "REQUEST TO SPEAK" FORM PRIOR TO THE COMMENCEMENT OF THE MEETING AND SUBMIT IT TO THE AUTHORITY CLERK. ***PLEASE REVIEW THE POLICY FOR PUBLIC PARTICIPATION IN BOARD AND BOARD COMMITTEE MEETINGS (PUBLIC COMMENT) LOCATED AT THE END OF THE AGENDA.***

CALL TO ORDER:

PLEDGE OF ALLEGIANCE:

ROLL CALL:

Executive Committee

Committee Members: Boling (Chairman), Robinson, Schumacher

Finance Committee

Committee Members: Cox (Chairman), Lloyd, Schiavoni, West

NON-AGENDA PUBLIC COMMENT

Non-Agenda Public Comment is reserved for members of the public wishing to address the Committee on matters for which another opportunity to speak **is not provided on the Agenda**, and which is within the jurisdiction of the Committee. Please submit a completed speaker slip to the Authority Clerk. ***Each individual speaker is limited to three (3) minutes. Applicants, groups and jurisdictions referring items to the Board for action are limited to five (5) minutes.***

Note: Persons wishing to speak on specific items should reserve their comments until the specific item is taken up by the Committee.

NEW BUSINESS:

1. APPROVAL OF MINUTES:

RECOMMENDATION: Approve the minutes of the March 25, 2019 regular meeting.

FINANCE COMMITTEE NEW BUSINESS:

2. REVIEW OF THE UNAUDITED FINANCIAL STATEMENTS FOR THE NINE MONTHS ENDED MARCH 31, 2019:

RECOMMENDATION: Forward to the Board with a recommendation for acceptance.

Presented by: Kathy Kiefer, Senior Director, Finance and Asset Management

3. REVIEW OF THE AUTHORITY'S INVESTMENT REPORT AS OF MARCH 31, 2019:

Presented by: Geoff Bryant, Manager, Airport Finance

EXECUTIVE COMMITTEE NEW BUSINESS:

4. PRE-APPROVAL OF TRAVEL REQUESTS AND APPROVAL OF BUSINESS AND TRAVEL EXPENSE REIMBURSEMENT REQUESTS FOR BOARD MEMBERS, THE PRESIDENT/CEO, THE CHIEF AUDITOR AND GENERAL COUNSEL:

RECOMMENDATION: Pre-approve travel requests and approve Business and Travel Expense Reimbursement Requests.

Presented by: Tony R. Russell, Director, Board Services/Authority Clerk

REVIEW OF FUTURE AGENDAS:

5. REVIEW OF THE DRAFT AGENDA FOR THE MAY 2, 2019 BOARD MEETING:

Presented by: Kimberly J. Becker, President/CEO

6. REVIEW OF THE DRAFT AGENDA FOR THE MAY 2, 2019 AIRPORT LAND USE COMMISSION MEETING:

Presented by: Kimberly J. Becker, President/CEO

CLOSED SESSION:

7. CONFERENCE WITH LEGAL COUNSEL – ANTICIPATED LITIGATION:

(Significant exposure to litigation pursuant to paragraph (2) of subdivision (d) of Cal. Gov. Code §54956.9)

Number of potential cases: 1

8. CONFERENCE WITH REAL PROPERTY NEGOTIATORS: (Cal. Gov. Code §54956.8)

Property: Airline Operating and Lease Agreement - San Diego International Airport.

Agency Negotiator: Kimberly Becker, Scott Brickner, John Dillon, Kathy Kiefer, Amy Gonzalez.

Negotiating Parties: Alaska Airlines, Allegiant Airlines, American Airlines, British Airways, Delta Airlines, FedEx, JetBlue Airlines, Southwest Airlines, United Airlines.

Under Negotiation: price and terms of payment.

REPORT ON CLOSED SESSION:

COMMITTEE MEMBER COMMENTS:

ADJOURNMENT:

Policy for Public Participation in Board, Airport Land Use Commission (ALUC), and Committee Meetings (Public Comment)

- 1) Persons wishing to address the Board, ALUC, and Committees shall complete a "Request to Speak" form prior to the initiation of the portion of the agenda containing the item to be addressed (e.g., Public Comment and General Items). Failure to complete a form shall not preclude testimony, if permission to address the Board is granted by the Chair.
- 2) The Public Comment Section of the agenda is reserved for persons wishing to address the Board, ALUC, and Committees on any matter for which another opportunity to speak is not provided on the Agenda, and on matters that are within the jurisdiction of the Board.
- 3) Persons wishing to speak on specific items listed on the agenda will be afforded an opportunity to speak during the presentation of individual items. Persons wishing to speak on specific items should reserve their comments until the specific item is taken up by the Board, ALUC and Committees.
- 4) If many persons have indicated a desire to address the Board, ALUC and Committees on the same issue, then the Chair may suggest that these persons consolidate their respective testimonies. Testimony by members of the public on any item shall be limited to **three (3) minutes per individual speaker and five (5) minutes for applicants, groups and referring jurisdictions.**
- 5) Pursuant to Authority Policy 1.33 (8), recognized groups must register with the Authority Clerk prior to the meeting.
- 6) After a public hearing or the public comment portion of the meeting has been closed, no person shall address the Board, ALUC, and Committees without first obtaining permission to do so.

Additional Meeting Information

NOTE: This information is available in alternative formats upon request. To request an Agenda in an alternative format, or to request a sign language or oral interpreter, or an Assistive Listening Device (ALD) for the meeting, please telephone the Authority Clerk's Office at (619) 400-2400 at least three (3) working days prior to the meeting to ensure availability.

For your convenience, the agenda is also available to you on our website at www.san.org.

For those planning to attend the Board meeting, parking is available in the public parking lot located directly in front of the SDCRAA Administration Building. Bring your ticket to the third floor receptionist for validation.

You may also reach the SDCRAA Administration Building by using public transit via the San Diego MTS system, Route 992. For route and fare information, please call the San Diego MTS at (619) 233-3004 or 511.

DRAFT
SAN DIEGO COUNTY REGIONAL AIRPORT AUTHORITY
EXECUTIVE AND FINANCE COMMITTEE MEETING MINUTES
MONDAY, MARCH 25, 2019
BOARD ROOM

CALL TO ORDER: Chairman Boling called the Executive and Finance Committee Meeting to order at 9:01 a.m., on Monday, March 25, 2019, in the Board Room of the San Diego International Airport, Administration Building, 3225 N Harbor Drive, San Diego, CA 92101.

PLEDGE OF ALLEGIANCE: Board Member West led the Pledge of Allegiance.

ROLL CALL:

Executive Committee

Present: Committee Members: Boling (Chairman), Robinson,
Schumacher

Absent: Committee Members: None

Finance Committee

Present: Committee Members: Lloyd, Schiavoni, West

Absent: Committee Members: Cox

Also Present: Angela Shafer-Payne, Vice President/COO; Amy Gonzalez, General Counsel; Tony R. Russell, Director, Board Services/Authority Clerk; Martha Morales, Assistant Authority Clerk I

NON-AGENDA PUBLIC COMMENT:

BRAD BARNUM, SAN DIEGO, representing Associated General Contractors, spoke in opposition of a Project Labor Agreement and requested the consideration of a workshop.

PETE SAUCEDO, SPRING VALLEY, representing Associated General Contractors, spoke in opposition of government mandated Project Labor Agreements.

NEW BUSINESS:

1. APPROVAL OF MINUTES:

RECOMMENDATION: Approve the minutes of the February 25, 2019 regular meeting.

ACTION: Moved by Board Member Robinson and seconded by Board Member Schumacher to approve staff's recommendation. Motion carried unanimously.

FINANCE COMMITTEE NEW BUSINESS:

2. REVIEW OF THE UNAUDITED FINANCIAL STATEMENTS FOR THE EIGHT MONTHS ENDED FEBRUARY 28, 2019:

Kathy Kiefer, Senior Director, Finance and Asset Management, provided a presentation on the Review of the Unaudited Financial Statements for the Eight Months Ended February 28, 2019, that included Enplanements, Gross Landing Weight Units, Operating Revenue, Operating Expenses, Net Operating Income, Nonoperating Revenue & Expenses, and Statements of Net Position.

3. REVIEW OF THE AUTHORITY'S INVESTMENT REPORT AS OF FEBRUARY 28, 2019:

Geoff Bryant, Manager, Airport Finance, provided a presentation on the Authority's Investment Report as of February 28, 2019, that included Portfolio Characteristics, Sector Distribution, Quality & Maturity Distribution, Investment Performance, and Bond Proceeds.

EXECUTIVE COMMITTEE NEW BUSINESS:

4. PRE-APPROVAL OF TRAVEL REQUESTS AND APPROVAL OF BUSINESS AND TRAVEL EXPENSE REIMBURSEMENT REQUESTS FOR BOARD MEMBERS, THE PRESIDENT/CEO, THE CHIEF AUDITOR AND GENERAL COUNSEL:

RECOMMENDATION: Pre-approve Travel Requests and approve Business and Travel Expense Reimbursement Requests.

ACTION: Moved by Board Member Robinson and seconded by Board Member Schumacher to approve staff's recommendation. Motion carried unanimously.

REVIEW OF FUTURE AGENDAS

5. REVIEW OF THE DRAFT AGENDA FOR THE APRIL 4, 2019 BOARD MEETING:

Angela Shafer-Payne, Vice President/COO, provided an overview of the draft agenda for the April 4, 2019, Board meeting. She requested that two New Business items would be added for the 1) Adoption of a Resolution and Authorizing the President/CEO to Negotiate and Execute a Third Amendment to the Rental Car Center Bus Operations Agreement with SP Plus; and 2) Airport Development Plan Update with Possible Action Regarding a Project Labor Agreement.

6. REVIEW OF THE DRAFT AGENDA FOR THE APRIL 4, 2019 AIRPORT LAND USE COMMISSION MEETING:

Angela Shafer-Payne, Vice President/COO, provided an overview of the draft agenda for the April 4, 2019 ALUC meeting. She requested that Item 3, Consistency Determination - Fallbrook Community Airpark Airport Land Use Compatibility Plan - Peppertree Park Villages 9 & 10 would be removed from the draft agenda.

In response to Chairman Boling's inquiry regarding whether the item pulled was being delayed for a period of time, Dennis Probst, Vice President/CDO, stated that the County and the Developer are hoping to agree on a development plan that would be deemed consistent and that if they are successful, the item would come back as part of a report of consistency.

WORKSHOP

7. REVIEW PROPOSED AMENDMENTS TO AUTHORITY CODES AND POLICIES:

Tony R. Russell, Director, Board Services/Authority Clerk, provided a presentation with a summary of the amendments to Authority Codes 1.03, 1.12, 1.18, 2.06, 2.09, 6.01, 7.02, 7.03, 7.04, 7.05, 7.06, 7.07, 7.08, 7.09, 7.10, 7.11, 7.30, 7.41, 8.12, and Policies 1.03, 1.32, 1.50, 2.01, 4.40, as well as repealing Code 7.40. Mr. Russell stated that Article 9 regarding Ground Transportation is being held until the Ground Transportation Ad Hoc Committee completes their work and once that is ready to be presented; any remaining Codes and Policies would be presented at the same time.

At Board Member Schiavoni's request, Amy Gonzalez, General Counsel, stated she would provide all Board Members with the Schedule of Fines identified in Code 6.01.

Chairman Boling requested that the remaining Codes and Policies be presented when they are ready.

RECOMMENDATION: Review proposed amendments, provide possible direction to staff, and forward to the Board with a recommendation for approval.

ACTION: Moved by Board Member Robinson and seconded by Board Member Schumacher to approve staff's recommendation. Motion carried unanimously.

CLOSED SESSION: The Committee recessed into Closed Session at 9:41 a.m. to discuss Items 8 and 9.

8. CONFERENCE WITH LEGAL COUNSEL – ANTICIPATED LITIGATION:

(Significant exposure to litigation pursuant to paragraph (2) of subdivision (d) of Cal. Gov. Code §54956.9)

Number of potential cases: 1

9. CONFERENCE WITH REAL PROPERTY NEGOTIATORS:

Property: Airline Operating and Lease Agreement - San Diego International Airport
Agency Negotiator: Kim Becker, Scott Brickner, John Dillon, Kathy Kiefer, Amy Gonzalez
Negotiating Parties: Alaska Airlines, Allegiant Airlines, American Airlines, British Airways, Delta Airlines, FedEx, JetBlue Airlines, Southwest Airlines, United Airlines

Under Negotiation: price and terms of payment

REPORT ON CLOSED SESSION: The Board adjourned out of Closed Session at 10:30 a.m. There was no reportable action.

COMMITTEE MEMBER COMMENTS: None.

ADJOURNMENT: The meeting adjourned at 10:30 a.m.

APPROVED BY A MOTION OF THE SAN DIEGO COUNTY REGIONAL AIRPORT
AUTHORITY EXECUTIVE COMMITTEE THIS 22ND DAY OF APRIL, 2019.

ATTEST:

TONY R. RUSSELL
DIRECTOR, BOARD SERVICES/
AUTHORITY CLERK

APPROVED AS TO FORM:

AMY GONZALEZ
GENERAL COUNSEL

SAN DIEGO COUNTY REGIONAL AIRPORT AUTHORITY
Statements of Revenues, Expenses, and Changes in Net Position
For the Month Ended March 31, 2019
(Unaudited)

	Budget	Actual	Variance Favorable (Unfavorable)	% Change	Prior Year
Operating revenues:					
Aviation revenue:					
Landing fees	\$ 2,297,656	\$ 2,043,734	\$ (253,922)	(11)%	\$ 1,368,347
Aircraft parking Fees	268,593	288,858	20,265	8%	266,713
Building rentals	5,987,327	5,868,988	(118,339)	(2)%	4,956,245
Security surcharge	2,916,308	2,041,308	(875,000)	(30)%	2,748,806
CUPPS Support Charges	114,720	114,723	3	-	117,212
Other aviation revenue	14,076	16,620	2,544	18%	14,888
Terminal rent non-airline	174,165	177,743	3,578	2%	178,856
Terminal concessions	2,488,353	2,547,931	59,578	2%	2,454,781
Rental car license fees	2,713,313	2,784,220	70,907	3%	2,711,495
Rental car center cost recovery	159,412	161,246	1,834	1%	142,209
License fees other	483,037	571,943	88,906	18%	413,680
Parking revenue	3,970,758	3,886,291	(84,467)	(2)%	3,796,893
Ground transportation permits and citations	1,300,149	1,370,793	70,644	5%	784,841
Ground rentals	1,661,336	1,730,610	69,274	4%	1,648,488
Grant reimbursements	81,050	30,799	(50,251)	(62)%	24,800
Other operating revenue	63,761	136,103	72,342	113%	126,356
Total operating revenues	24,694,014	23,771,910	(922,104)	(4)%	21,754,610
Operating expenses:					
Salaries and benefits	3,932,306	3,828,309	103,997	3%	5,049,889
Contractual services	4,102,202	3,741,228	360,974	9%	3,896,134
Safety and security	2,586,879	2,553,482	33,397	1%	3,306,653
Space rental	849,063	848,055	1,008	-	848,547
Utilities	1,040,848	1,007,930	32,918	16%	1,070,031
Maintenance	1,186,177	974,274	211,903	18%	1,222,464
Equipment and systems	20,572	41,482	(20,910)	(102)%	61,747
Materials and supplies	57,226	32,094	25,132	44%	55,696
Insurance	94,646	91,171	3,475	4%	87,156
Employee development and support	145,261	69,837	75,424	52%	142,628
Business development	198,088	115,975	82,113	41%	100,882
Equipment rentals and repairs	367,616	374,468	(6,852)	(2)%	321,423
Total operating expenses	14,580,884	13,678,305	902,579	6%	16,163,250
Depreciation	9,705,092	9,705,092	-	-	11,594,296
Operating income (loss)	408,038	388,513	(19,525)	5%	(6,002,936)
Nonoperating revenue (expenses):					
Passenger facility charges	4,455,943	4,743,471	287,528	6%	4,634,846
Customer facility charges (Rental Car Center)	3,749,651	3,753,278	3,627	0%	3,623,398
Quieter Home Program	(366,560)	(278,067)	88,493	(24)%	(537,378)
Interest income	1,150,812	1,330,004	179,192	16%	1,387,206
BAB interest rebate	385,935	390,515	4,580	1%	388,849
Interest expense	(6,679,433)	(6,721,541)	(42,108)	1%	(6,208,378)
Bond amortization costs	473,366	473,366	-	-	487,117
Other nonoperating income (expenses)	-	1,872,672	1,872,672	-	322,129
Nonoperating revenue, net	3,169,714	5,563,698	2,393,984	76%	4,097,789
Change in net position before capital grant contributions	3,577,752	5,952,211	2,374,459	(66)%	(1,905,147)
Capital grant contributions	203,778	474,445	270,667	133%	527,793
Change in net position	\$ 3,781,530	\$ 6,426,656	\$ 2,645,126	70%	\$ (1,377,354)

SAN DIEGO COUNTY REGIONAL AIRPORT AUTHORITY
Statements of Revenues, Expenses, and Changes in Net Position
For the Nine Months Ended March 31, 2019 and 2018
(Unaudited)

	Budget	Actual	Variance Favorable (Unfavorable)	% Change	Prior Year
Operating revenues:					
Aviation revenue:					
Landing fees	\$ 20,442,335	\$ 20,426,922	\$ (15,413)	-	\$ 19,724,591
Aircraft parking fees	2,417,345	2,604,789	187,444	8%	2,400,421
Building rentals	52,592,796	52,283,306	(309,490)	(1)%	44,585,140
Security surcharge	26,263,352	25,385,582	(877,770)	(3)%	24,689,065
CUPPS Support Charges	1,033,521	1,033,904	383	-	1,051,880
Other aviation revenue	136,099	140,177	4,078	3%	137,768
Terminal rent non-airline	1,610,799	1,629,916	19,117	1%	1,499,674
Terminal concessions	20,619,863	21,713,299	1,093,436	5%	20,784,380
Rental car license fees	21,864,232	24,143,996	2,279,764	10%	21,972,884
Rental car center cost recovery	1,434,710	1,496,969	62,259	4%	1,043,594
License fees other	4,329,201	4,895,123	565,922	13%	4,156,716
Parking revenue	34,368,650	34,267,169	(101,481)	-	31,558,162
Ground transportation permits and citations	10,821,934	11,920,704	1,098,770	10%	7,090,013
Ground rentals	14,972,797	15,694,676	721,879	5%	15,105,457
Grant reimbursements	387,950	403,314	15,364	4%	376,143
Other operating revenue	577,337	1,361,578	784,241	136%	1,102,179
Total operating revenues	213,872,921	219,401,424	5,528,503	3%	197,278,067
Operating expenses:					
Salaries and benefits	36,726,904	35,971,909	754,995	2%	34,966,739
Contractual services	36,998,343	36,469,805	528,538	1%	33,260,532
Safety and security	24,722,250	23,618,906	1,103,344	4%	22,842,924
Space rental	7,643,063	7,641,645	1,418	-	7,643,121
Utilities	10,121,553	10,219,136	(97,583)	(1)%	9,179,810
Maintenance	9,752,362	9,342,154	410,208	4%	8,623,562
Equipment and systems	227,028	220,249	6,779	3%	281,941
Materials and supplies	399,142	388,570	10,572	3%	432,248
Insurance	963,631	925,719	37,912	4%	836,397
Employee development and support	817,855	751,638	66,217	8%	892,980
Business development	2,418,909	2,076,090	342,819	14%	1,884,705
Equipment rentals and repairs	2,663,213	2,712,766	(49,553)	(2)%	2,250,306
Total operating expenses	133,454,253	130,338,587	3,115,666	2%	123,095,265
Depreciation	86,295,227	86,295,227	-	-	77,527,375
Operating income (loss)	(5,876,559)	2,767,610	8,644,169	147%	(3,344,573)
Nonoperating revenue (expenses):					
Passenger facility charges	34,088,447	36,145,239	2,056,792	6%	33,168,525
Customer facility charges (Rental Car Center)	30,354,558	30,827,702	473,144	2%	29,869,387
Quieter Home Program	(2,738,842)	(2,404,654)	334,188	12%	(1,392,196)
Interest income	10,609,087	12,107,761	1,498,674	14%	9,622,638
BAB interest rebate	3,473,414	3,514,631	41,217	1%	3,499,643
Interest expense	(59,674,159)	(60,140,024)	(465,865)	(1)%	(56,116,900)
Bond amortization costs	4,277,912	4,277,912	-	-	4,246,093
Other nonoperating income (expenses)	-	5,082,961	5,082,961	-	(3,455,794)
Nonoperating revenue, net	20,390,417	29,411,528	9,021,111	44%	19,441,396
Change in net position before capital grant contributions	14,513,858	32,179,138	17,665,280	(122)%	16,096,823
Capital grant contributions	7,169,297	7,502,207	332,910	5%	7,723,796
Change in net position	\$ 21,683,155	\$ 39,681,345	\$ 17,998,190	83%	\$ 23,820,619

SAN DIEGO COUNTY REGIONAL AIRPORT AUTHORITY
Statements of Net Position
as of March 31, 2019
(Unaudited)

ASSETS

	March	
	2019	2018
Current assets:		
Cash and investments ⁽¹⁾	\$ 136,378,334	\$ 85,876,126
Tenant lease receivable, net of allowance of 2019: (\$208,649) and 2018: (\$211,892)	12,050,333	9,415,227
Grants receivable	6,607,983	6,273,705
Notes receivable-current portion	1,903,323	1,801,694
Prepaid expenses and other current assets	10,554,484	9,761,265
Total current assets	167,494,457	113,128,018
Cash designated for capital projects and other ⁽¹⁾	28,135,430	24,610,281
Restricted assets:		
Cash and investments:		
Bonds reserve ⁽¹⁾	62,346,162	60,779,648
Passenger facility charges and interest unapplied ⁽¹⁾	89,485,827	76,166,824
Customer facility charges and interest unapplied ⁽¹⁾	41,224,593	42,054,465
SBD Bond Guarantee ⁽¹⁾	4,000,000	4,000,000
Bond proceeds held by trustee ⁽¹⁾	226,378,966	338,150,447
Passenger facility charges receivable	6,895,539	5,468,199
Customer facility charges receivable	4,229,174	4,057,955
OCIP insurance reserve	5,326,794	5,136,856
Total restricted assets	439,887,055	535,814,394
Noncurrent assets:		
Capital assets:		
Land and land improvements	135,086,591	126,034,611
Runways, roads and parking lots	680,828,283	648,682,083
Buildings and structures	1,687,242,800	1,431,853,621
Machinery and equipment	58,520,827	55,102,150
Vehicles	25,107,675	18,756,547
Office furniture and equipment	37,324,789	36,410,392
Works of art	12,567,380	10,065,769
Construction-in-progress	163,671,685	315,464,726
	2,800,350,030	2,642,369,899
Less accumulated depreciation	(1,079,267,158)	(971,736,620)
Total capital assets, net	1,721,082,872	1,670,633,279
Other assets:		
Notes receivable - long-term portion	29,922,385	31,901,475
Investments-long-term portion ⁽¹⁾	159,923,455	170,891,346
Net OPEB Asset	394,547	-
Security deposit	130,611	349,943
Total other assets	190,370,998	203,142,764
Deferred outflows of resources:		
Deferred pension outflows	23,454,393	21,160,914
Deferred OPEB outflows	924,189	-
Deferred POB outflows	505,326	-
Total assets and deferred outflows of resources	\$ 2,571,854,720	\$ 2,568,489,650

⁽¹⁾ Total cash and investments, \$747,872,770 for 2019 and \$802,529,138 for 2018

SAN DIEGO COUNTY REGIONAL AIRPORT AUTHORITY
Statements of Net Position
as of March 31, 2019
(Unaudited)

LIABILITIES AND NET POSITION

	March	
	2019	2018
Current liabilities:		
Accounts payable and accrued liabilities	\$ 56,342,088	\$ 61,912,911
Deposits and other current liabilities	8,847,399	11,802,627
Total current liabilities	65,189,487	73,715,538
Current liabilities - payable from restricted assets:		
Current portion of long-term debt	22,865,000	17,070,000
Accrued interest on bonds and variable debt	19,617,037	19,850,503
Total liabilities payable from restricted assets	42,482,037	36,920,503
Long-term liabilities:		
Variable debt	20,163,000	26,448,000
Other long-term liabilities	8,951,123	7,826,543
Long term debt - bonds net of amortized premium	1,560,167,785	1,594,335,093
Net pension liability	18,373,190	18,743,453
Total long-term liabilities	1,607,655,098	1,647,353,089
Total liabilities	1,715,326,622	1,757,989,130
Deferred inflows of resources:		
Deferred pension inflows	6,235,495	3,506,867
Deferred OPEB inflows	507,578	-
Deferred POB inflows	178,971	-
Total liabilities and deferred inflows of resources	\$ 1,722,248,666	\$ 1,761,495,997
Net Position:		
Invested in capital assets, net of related debt	337,304,541	363,654,790
Other restricted	213,508,089	194,800,869
Unrestricted:		
Designated	28,135,430	24,610,281
Undesignated	270,657,994	223,927,713
Total Net Position	\$ 849,606,054	\$ 806,993,653



San Diego County Regional Airport Authority
Authority Detail Income Statement - Supplemental Schedule
 For the nine months ended March 31, 2019
 (Unaudited)

Print Date: 4/9/2019
 Print Time: 10:32:47AM
 Report ID: GL0012

	Month to Date				Year to Date					
	Actual		Variance		Favorable		Variance			
	Budget	Actual	Favorable (Unfavorable)	Percent	Prior Year Actual	Budget	Actual	Favorable (Unfavorable)	Percent	Prior Year Actual
Landing Fees										
41112 - Landing Fees - Signatory	\$2,306,886	\$2,051,198	\$(255,687)	(11)	\$1,368,347	\$20,600,721	\$20,576,468	\$(24,253)	0	\$19,770,811
41113 - Landing Fee Rebate	(9,230)	(7,464)	1,766	19	0	(158,386)	(149,546)	8,840	6	(46,220)
Total Landing Fees	2,297,655	2,043,734	(253,921)	(11)	1,368,347	20,442,335	20,426,923	(15,412)	0	19,724,590
Aircraft Parking Fees										
41150 - Terminal Aircraft Parking	228,051	238,180	10,129	4	226,455	2,052,463	2,143,621	91,158	4	2,028,029
41155 - Remote Aircraft Parking	40,542	50,678	10,135	25	40,259	364,882	461,168	96,286	26	372,392
Total Aircraft Parking Fees	268,594	288,858	20,264	8	266,713	2,417,346	2,604,789	187,443	8	2,400,421
Building and Other Rents										
41210 - Terminal Rent	5,577,881	5,511,539	(66,342)	(1)	4,874,886	49,845,735	49,794,562	(51,174)	0	43,869,157
41215 - Federal Inspection Services	409,445	357,449	(51,996)	(13)	81,357	2,747,061	2,488,744	(258,317)	(9)	715,983
Total Building and Other Rents	5,987,326	5,868,989	(118,338)	(2)	4,956,243	52,592,796	52,283,305	(309,491)	(1)	44,585,140
Security Surcharge										
41310 - Airside Security Charges	684,973	309,971	(375,001)	(55)	664,639	6,171,570	5,796,633	(374,937)	(6)	5,963,575
41320 - Terminal Security Charge	2,231,335	1,731,337	(499,998)	(22)	2,084,167	20,091,782	19,588,949	(502,834)	(3)	18,725,490
Total Security Surcharge	2,916,307	2,041,308	(874,999)	(30)	2,748,806	26,263,352	25,385,582	(877,770)	(3)	24,689,065
CUPPS Support Charges										
41400 - CUPPS Support Charges	114,720	114,723	3	0	117,212	1,033,521	1,033,904	383	0	1,051,880
Total CUPPS Support Charges	114,720	114,723	3	0	117,212	1,033,521	1,033,904	383	0	1,051,880
Other Aviation Revenue										
43100 - Fuel Franchise Fees	14,076	16,620	2,544	18	14,888	136,099	140,177	4,078	3	137,768
Total Other Aviation Revenue	14,076	16,620	2,544	18	14,888	136,099	140,177	4,078	3	137,768
Non-Airline Terminal Rents										
45010 - Terminal Rent - Non-Airline	174,165	177,743	3,578	2	178,856	1,610,799	1,629,916	19,117	1	1,499,674
Total Non-Airline Terminal Rents	174,165	177,743	3,578	2	178,856	1,610,799	1,629,916	19,117	1	1,499,674

San Diego County Regional Airport Authority
Authority Detail Income Statement - Supplemental Schedule
 For the nine months ended March 31, 2019
 (Unaudited)

Print Date: 4/9/2019
 Print Time: 10:32:47AM
 Report ID: GL0012

	Month to Date				Year to Date							
	Budget	Actual	Variance		Budget	Actual	Variance					
			Favorable (Unfavorable)	Percent			Favorable (Unfavorable)	Percent				
Concession Revenue												
45111 - Term Concessions-Food & Bev	\$1,117,295	\$1,192,464	\$75,169	7	\$9,207,201	\$10,081,411	\$874,209	9	\$9,083,883			
45112 - Terminal Concessions - Retail	677,229	692,047	14,819	2	5,698,801	5,982,815	264,013	5	5,662,779			
45113 - Term Concessions - Other	290,744	266,737	(24,007)	(8)	2,106,670	2,059,401	(47,269)	(2)	2,570,181			
45114 - Term Concessions Space Rents	76,765	78,832	2,068	3	690,882	709,492	18,610	3	675,532			
45115 - Term Concessions Cost Recovery	132,230	121,371	(10,859)	(8)	1,215,272	1,148,652	(66,619)	(5)	1,119,130			
45116 - Rec Distr Center Cost Recovery	135,195	133,303	(1,893)	(1)	1,203,054	1,201,805	(1,248)	0	1,172,539			
45117 - Concessions Marketing Program	58,895	63,177	4,283	7	497,983	549,723	51,740	10	500,336			
45120 - Rental car license fees	2,713,313	2,784,220	70,907	3	21,864,232	24,143,996	2,279,765	10	21,972,884			
45121 - Rental Car Center Cost Recover	159,412	161,246	1,834	1	1,434,710	1,496,969	62,260	4	1,043,594			
45130 - License Fees - Other	483,037	571,943	88,906	18	4,329,201	4,895,123	565,922	13	4,156,716			
Total Concession Revenue	5,844,113	6,065,340	221,227	4	48,248,007	52,249,388	4,001,381	8	47,957,575			
Parking and Ground Transportat												
45210 - Parking	3,970,758	3,886,291	(84,467)	(2)	34,368,650	34,267,169	(101,481)	0	31,558,162			
45220 - AVI fees	1,284,737	1,314,540	29,802	2	10,507,558	11,575,364	1,067,806	10	6,726,998			
45240 - Ground Transportation Pe	0	39,446	39,446	0	153,000	163,380	10,380	7	184,028			
45250 - Citations	15,412	16,807	1,395	9	161,376	181,960	20,584	13	178,987			
Total Parking and Ground Transportat	5,270,907	5,257,084	(13,824)	0	45,190,584	46,187,873	997,289	2	38,648,175			
Ground Rentals												
45310 - Ground Rental Fixed - N	1,661,336	1,730,611	69,275	4	14,972,797	15,694,676	721,879	5	15,105,457			
Total Ground Rentals	1,661,336	1,730,611	69,275	4	14,972,797	15,694,676	721,879	5	15,105,457			
Grant Reimbursements												
45410 - TSA Reimbursements	24,800	24,800	0	0	219,200	219,200	0	0	219,200			
45420 - Planning Grants	56,250	5,999	(50,251)	(89)	168,750	184,114	15,364	9	156,943			
Total Grant Reimbursements	81,050	30,799	(50,251)	(62)	387,950	403,314	15,364	4	376,143			

San Diego County Regional Airport Authority
Authority Detail Income Statement - Supplemental Schedule
 For the nine months ended March 31, 2019
 (Unaudited)

Print Date: 4/9/2019
 Print Time: 10:32:47AM
 Report ID: GL0012

	Month to Date				Year to Date					
	Budget	Actual	Variance Favorable (Unfavorable)	Variance Percent	Prior Year Actual	Budget	Actual	Variance Favorable (Unfavorable)	Variance Percent	Prior Year Actual
Other Operating Revenue										
45510 - Finger Printing Fee	\$18,926	\$20,927	\$2,001	11	\$20,221	\$170,332	\$197,599	\$27,267	16	\$194,088
45520 - Utilities Reimbursements	17,120	17,117	(3)	0	16,613	154,084	154,057	(27)	0	149,517
45530 - Miscellaneous Other Reve	4,274	2,050	(2,224)	(52)	2,635	38,463	205,537	167,074	434	293,596
45535 - Innovation Lab Revenue	0	0	0	0	0	0	500	500	0	0
45540 - Service Charges	7,314	49,034	41,720	570	67,212	65,825	439,992	374,167	568	291,641
45550 - Telecom Services	0	26,229	26,229	0	0	0	183,878	183,878	0	0
45570 - FBO Landing Fees	16,128	20,745	4,616	29	19,675	145,153	176,535	31,382	22	169,857
45580 - Equipment Rental	0	0	0	0	0	3,480	3,480	0	0	3,480
Total Other Operating Revenue	63,762	136,102	72,340	113	126,357	577,337	1,361,578	784,241	136	1,102,178
Total Operating Revenue	24,694,013	23,771,910	(922,102)	(4)	21,754,611	213,872,923	219,401,425	5,528,501	3	197,278,066
Personnel Expenses										
Salaries										
51110 - Salaries & Wages	2,950,039	2,395,529	554,510	19	3,500,020	27,761,833	22,380,238	5,381,595	19	21,681,106
51210 - Paid Time Off	29,167	249,431	(220,265)	(755)	374,102	262,500	2,644,896	(2,382,395)	(908)	2,631,418
51220 - Holiday Pay	0	0	0	0	56,164	0	605,920	(605,920)	0	611,966
51240 - Other Leave With Pay	0	5,100	(5,100)	0	18,018	0	87,525	(87,525)	0	99,730
51250 - Special Pay	0	15,711	(15,711)	0	16,368	0	220,749	(220,749)	0	146,033
Total Salaries	2,979,205	2,665,772	313,434	11	3,964,671	28,024,333	25,939,327	2,085,006	7	25,170,252
52110 - Overtime	87,606	58,156	29,450	34	111,644	500,395	608,426	(108,031)	(22)	539,274

San Diego County Regional Airport Authority
Authority Detail Income Statement - Supplemental Schedule
For the nine months ended March 31, 2019
(Unaudited)

Print Date: 4/9/2019
Print Time: 10:32:47AM
Report ID: GL0012

	Month to Date				Year to Date				
	Budget	Actual	Variance		Budget	Actual	Variance		
			Favorable	(Unfavorable)			Favorable	(Unfavorable)	
			Variance Percent			Variance Percent			
Benefits									
54110 - FICA Tax	\$222,801	\$205,674	\$17,127	8	\$304,261	\$1,895,580	\$240,409	11	\$1,828,477
54120 - Unemployment Insurance-S	0	0	0	0	0	10,526	(10,526)	0	33,636
54130 - Workers Compensation Ins	24,400	14,026	10,375	43	21,629	141,333	74,174	34	138,957
54135 - Workers Comp Incident Expense	0	15,609	(15,609)	0	7,362	(7,467)	7,467	0	60,616
54210 - Medical Insurance	376,115	363,298	12,817	3	324,271	3,100,725	207,064	6	2,857,279
54220 - Dental Insurance	28,150	26,687	1,463	5	26,076	230,649	16,088	7	229,550
54230 - Vision Insurance	3,471	3,256	215	6	3,260	29,133	2,091	7	28,800
54240 - Life Insurance	9,974	7,232	2,742	27	8,932	74,839	14,721	16	77,544
54250 - Short Term Disability	10,906	9,522	1,384	13	10,406	91,480	5,171	5	91,463
54310 - Retirement	746,477	720,856	25,621	3	711,924	6,715,162	209,515	3	4,863,451
54312 - Pension - GASB 68	0	0	0	0	0	455,924	(455,924)	0	2,010,451
54314 - OPEB - GASB 75	0	0	0	0	0	(185,435)	185,435	0	0
54315 - Retiree Health Benefits	13,016	12,800	216	2	178,767	569,359	19,690	3	1,589,050
54410 - Taxable Benefits	0	6,243	(6,243)	0	0	24,457	(24,457)	0	(4,233)
54430 - Accrued Vacation	0	109,596	(109,596)	0	67,227	166,009	(166,009)	0	21,728
54440 - Relocation	0	20,594	(20,594)	0	0	37,950	(37,950)	0	73,425
Total Benefits	1,435,310	1,515,393	(80,083)	(6)	1,664,115	13,350,225	286,960	2	13,900,196
Cap Labor/Burden/OH Recharge									
54510 - Capitalized Labor Recha	(521,376)	(93,011)	(428,365)	(82)	(170,913)	(961,626)	(4,020,231)	(81)	(1,078,052)
54515 - Capitalized Burden Rech	0	(45,270)	45,270	0	(65,937)	(425,769)	425,769	0	(445,354)
54599 - OH Contra	0	(216,224)	216,224	0	(369,463)	(2,023,499)	2,023,499	0	(2,665,062)
Total Cap Labor/Burden/OH Recharge	(521,376)	(354,504)	(166,872)	(32)	(606,313)	(3,410,893)	(1,570,963)	(32)	(4,188,468)
QHP Labor/Burden/OH Recharge									
54520 - QHP Labor Recharge	(48,438)	(26,663)	(21,775)	(45)	(41,345)	(242,080)	(211,072)	(47)	(208,512)
54525 - QHP Burden Recharge	0	(13,087)	13,087	0	(17,476)	(113,264)	113,264	0	(92,824)
54526 - QHP OH Contra Acct	0	(14,743)	14,743	0	(25,411)	(154,245)	154,245	0	(145,697)
Total QHP Labor/Burden/OH Recharge	(48,438)	(54,493)	6,055	12	(84,232)	(509,589)	56,436	12	(447,033)

San Diego County Regional Airport Authority
Authority Detail Income Statement - Supplemental Schedule
For the nine months ended March 31, 2019
(Unaudited)

Print Date: 4/9/2019
Print Time: 10:32:47AM
Report ID: GL0012

	Month to Date				Year to Date					
	Budget	Actual	Variance		Budget	Actual	Variance			
			Favorable (Unfavorable)	Percent			Favorable (Unfavorable)	Percent		
MM&JS Labor/Burden/OH Recharge										
54530 - MM & JS Labor Recharge	\$0	\$(2,014)	\$2,014	0	\$(1,025)	\$0	\$(7,688)	\$7,688	0	\$(15,006)
54531 - Joint Studies - Labor	0	0	0	0	1,025	0	2,102	(2,102)	0	7,525
54535 - MM & JS Burden Recharge	0	0	0	0	(427)	0	(743)	743	0	(3,037)
54536 - Maintenance-Burden	0	0	0	0	427	0	743	(743)	0	3,037
Total MM&JS Labor/Burden/OH Recharge	0	(2,014)	2,014	0	0	0	(5,586)	5,586	0	(7,481)
Total Personnel Expenses	3,932,307	3,828,310	103,997	3	5,049,885	36,726,903	35,971,910	754,993	2	34,966,739
on-Personnel Expenses										
Contract Services										
61100 - Temporary Staffing	13,617	25,465	(11,848)	(87)	30,672	318,446	462,970	(144,524)	(45)	319,534
61110 - Auditing Services	0	0	0	0	0	102,900	102,900	0	0	107,900
61120 - Legal Services	50,000	37,500	12,500	25	121,598	540,000	430,978	109,022	20	434,250
61130 - Services - Professional	1,038,473	1,135,671	(97,198)	(9)	1,025,831	9,915,907	8,833,130	1,082,777	11	8,154,231
61150 - Outside Svs - Other	369,762	363,290	6,472	2	290,276	3,499,628	2,986,739	512,889	15	2,789,475
61160 - Services - Custodial	2,731,384	2,261,326	470,058	17	2,481,585	23,523,118	23,777,304	(254,186)	(1)	21,704,434
61190 - Receiving & Dist Cntr Services	141,714	140,975	739	1	139,584	1,260,995	1,262,924	(1,929)	0	1,234,115
61990 - OH Contra	(242,748)	(222,998)	(19,750)	(8)	(193,411)	(2,162,651)	(1,387,140)	(775,511)	(36)	(1,483,407)
Total Contract Services	4,102,201	3,741,229	360,973	9	3,896,135	36,998,343	36,469,805	528,538	1	33,260,532
Safety and Security										
61170 - Services - Fire, Police,	529,738	534,285	(4,547)	(1)	513,513	4,825,861	4,916,281	(90,420)	(2)	4,540,723
61180 - Services - SDUPD-Harbor	1,591,536	1,465,736	125,799	8	2,363,382	15,437,895	14,494,018	943,878	6	14,255,778
61185 - Guard Services	286,437	354,612	(68,175)	(24)	305,586	2,885,994	2,918,726	(32,732)	(1)	2,842,924
61188 - Other Safety & Security Serv	179,167	198,848	(19,681)	(11)	124,171	1,572,500	1,289,881	282,619	18	1,203,499
Total Safety and Security	2,586,877	2,553,482	33,396	1	3,306,652	24,722,251	23,618,906	1,103,345	4	22,842,925
Space Rental										
62100 - Rent	849,063	848,055	1,008	0	848,547	7,643,063	7,641,645	1,418	0	7,643,121
Total Space Rental	849,063	848,055	1,008	0	848,547	7,643,063	7,641,645	1,418	0	7,643,121

San Diego County Regional Airport Authority
Authority Detail Income Statement - Supplemental Schedule
For the nine months ended March 31, 2019
(Unaudited)

Print Date: 4/9/2019
Print Time: 10:32:47AM
Report ID: GL0012

	Month to Date				Year to Date					
	Budget	Actual	Variance		Budget	Actual	Variance			
			Favorable (Unfavorable)	Percent			Favorable (Unfavorable)	Percent		
Utilities										
63100 - Telephone & Other Commun	\$47,707	\$44,368	\$3,339	7	\$428,547	\$399,052	\$29,495	7	\$385,453	\$385,453
63110 - Utilities - Gas & Electr	890,559	861,101	29,458	3	8,774,797	8,856,018	(81,221)	(1)	7,936,307	7,936,307
63120 - Utilities - Water	102,582	102,582	0	0	918,209	964,895	(46,686)	(5)	859,090	859,090
63190 - OH Contra	0	(120)	120	0	0	(829)	829	0	(1,040)	(1,040)
Total Utilities	1,040,848	1,007,931	32,917	3	10,121,552	10,219,135	(97,583)	(1)	9,179,809	9,179,809
Maintenance										
64100 - Facilities Supplies	53,984	43,679	10,305	19	435,383	528,051	(92,667)	(21)	591,275	591,275
64110 - Maintenance - Annual R	809,388	778,404	30,984	4	7,235,456	7,152,503	82,953	1	6,681,318	6,681,318
64122 - Contractor Labor	0	0	0	0	0	0	0	0	164	164
64123 - Contractor Burden	0	0	0	0	0	0	0	0	209	209
64124 - Maintenance-Overhead	0	13	(13)	0	0	2,644	(2,644)	0	1,461	1,461
64125 - Major Maintenance - Mat	293,305	133,392	159,914	55	1,666,023	1,282,466	383,556	23	1,000,671	1,000,671
64127 - Contract Overhead (co	0	0	0	0	0	0	0	0	461	461
64130 - Remediation	0	0	0	0	0	0	0	0	(19)	(19)
64140 - Refuse & Hazardous Waste	29,500	18,787	10,713	36	415,500	376,490	39,010	9	348,022	348,022
Total Maintenance	1,186,177	974,275	211,902	18	9,752,361	9,342,154	410,207	4	8,623,562	8,623,562
Equipment and Systems										
65100 - Equipment & Systems	21,958	42,962	(21,004)	(96)	236,547	222,824	13,723	6	283,330	283,330
65101 - OH Contra	(1,386)	(1,480)	94	7	(9,519)	(2,575)	(6,944)	(73)	(1,389)	(1,389)
Total Equipment and Systems	20,572	41,482	(20,910)	(102)	227,028	220,249	6,779	3	281,942	281,942
Materials and Supplies										
65110 - Office & Operating Suppl	35,370	15,862	19,508	55	320,913	296,404	24,509	8	346,184	346,184
65120 - Safety Equipment & Suppl	20,731	15,328	5,403	26	83,781	102,743	(18,962)	(23)	60,949	60,949
65130 - Tools - Small	4,167	2,679	1,488	36	38,000	12,250	25,750	68	45,776	45,776
65199 - OH Contra	(3,043)	(1,775)	(1,268)	(42)	(43,552)	(22,827)	(20,725)	(48)	(20,661)	(20,661)
Total Materials and Supplies	57,225	32,094	25,131	44	399,142	388,570	10,572	3	432,247	432,247

San Diego County Regional Airport Authority
Authority Detail Income Statement - Supplemental Schedule

Print Date: 4/9/2019
 Print Time: 10:32:47AM
 Report ID: GL0012

For the nine months ended March 31, 2019
 (Unaudited)

	Month to Date				Year to Date					
	Budget	Actual	Variance Favorable (Unfavorable)	Variance Percent	Prior Year Actual	Budget	Actual	Variance Favorable (Unfavorable)	Variance Percent	Prior Year Actual
Insurance										
67170 - Insurance - Property	\$54,700	\$52,678	\$2,022	4	\$43,466	\$492,300	\$474,098	\$18,202	4	\$388,375
67171 - Insurance - Liability	12,180	11,825	355	3	11,825	109,620	106,425	3,195	3	106,423
67172 - Insurance - Public Office	15,485	15,033	452	3	15,034	140,315	135,805	4,510	3	136,256
67173 - Insurance Miscellaneous	12,281	11,636	645	5	16,832	221,396	209,391	12,005	5	205,343
Total Insurance	94,646	91,172	3,474	4	87,156	963,631	925,719	37,912	4	836,397
Employee Development and Suppo										
66120 - Awards - Service	30,035	3,435	26,600	89	22,949	62,415	59,914	2,502	4	45,767
66130 - Book & Periodicals	5,553	3,572	1,981	36	8,100	43,702	31,824	11,878	27	36,315
66220 - Permits/Certificates/Lic	753	2,847	(2,094)	(278)	6,368	117,916	90,906	27,010	23	137,078
66260 - Recruiting	500	(19,300)	19,800	3,960	2,254	23,000	8,520	14,480	63	113,168
66280 - Seminars & Training	53,846	26,246	27,600	51	62,822	233,637	244,522	(10,885)	(5)	208,367
66290 - Transportation	12,112	11,645	466	4	11,195	111,716	100,501	11,215	10	98,232
66299 - OH Contra	(3,498)	0	(3,498)	(100)	(1,593)	(34,265)	(23,541)	(10,725)	(31)	(23,767)
66305 - Travel-Employee Developm	37,542	28,782	8,760	23	19,399	167,926	162,393	5,533	3	177,065
66310 - Tuition	3,333	5,899	(2,566)	(77)	4,491	35,001	23,250	11,751	34	35,483
66320 - Uniforms	5,084	6,710	(1,626)	(32)	6,643	56,807	53,349	3,458	6	65,272
Total Employee Development and Suppo	145,259	69,836	75,423	52	142,629	817,856	751,638	66,218	8	892,980
Business Development										
66100 - Advertising	31,835	(765)	32,600	102	(6,046)	807,450	782,968	24,482	3	452,085
66110 - Allowance for Bad Debts	850	0	850	100	767	7,500	2,001	5,499	73	(4,967)
66200 - Memberships & Dues	38,414	40,185	(1,772)	(5)	33,210	388,316	345,507	42,809	11	382,575
66230 - Postage & Shipping	1,886	621	1,265	67	5,596	17,229	15,935	1,294	8	18,079
66240 - Promotional Activities	87,487	45,283	42,204	48	57,795	986,163	694,398	291,765	30	884,247
66250 - Promotional Materials	6,516	7,046	(530)	(8)	3	44,001	47,794	(3,793)	(9)	26,035
66300 - Travel-Business Developm	31,100	23,604	7,496	24	9,557	168,250	187,487	(19,237)	(11)	126,651
Total Business Development	198,088	115,974	82,113	41	100,882	2,418,909	2,076,090	342,819	14	1,884,704

San Diego County Regional Airport Authority
Authority Detail Income Statement - Supplemental Schedule
 For the nine months ended March 31, 2019
 (Unaudited)

Print Date: 4/9/2019
 Print Time: 10:32:47AM
 Report ID: GL0012

	Month to Date				Year to Date				
	Budget	Actual	Variance		Budget	Actual	Variance		
			Favorable (Unfavorable)	Percent			Favorable (Unfavorable)	Percent	
			Prior Year Actual				Prior Year Actual		
Equipment Rentals and Repairs									
66140 - Computer Licenses & Agre	\$78,704	\$48,525	\$30,179	38	\$328,963	\$262,090	\$66,873	20	\$191,450
66150 - Equipment Rental/Leasing	15,594	19,586	(3,992)	(26)	172,538	220,183	(47,645)	(28)	183,749
66160 - Tenant Improvements	65,000	149,694	(84,694)	(130)	540,000	670,842	(130,842)	(24)	434,818
66270 - Repairs - Office Equipme	238,245	156,664	81,581	34	1,813,312	1,673,269	140,043	8	1,542,110
66279 - OH Contra	(29,927)	(1)	(29,926)	(100)	(191,600)	(113,618)	(77,982)	(41)	(101,821)
Total Equipment Rentals and Repairs	367,615	374,468	(6,852)	(2)	2,663,213	2,712,765	(49,552)	(2)	2,250,306
Total Non-Personnel Expenses	10,648,571	9,849,997	798,574	7	96,727,348	94,366,676	2,360,672	2	88,128,527
Total Departmental Expenses before	14,580,878	13,678,307	902,571	6	133,454,251	130,338,586	3,115,665	2	123,095,265
Depreciation and Amortization									
69110 - Depreciation Expense	9,705,092	9,705,092	0	0	86,295,227	86,295,227	0	0	77,527,375
Total Depreciation and Amortization	9,705,092	9,705,092	0	0	86,295,227	86,295,227	0	0	77,527,375
Non-Operating Revenue/(Expense)									
Passenger Facility Charges									
71110 - Passenger Facility Charg	4,455,943	4,743,471	287,529	6	34,088,447	36,145,239	2,056,792	6	33,168,525
Total Passenger Facility Charges	4,455,943	4,743,471	287,529	6	34,088,447	36,145,239	2,056,792	6	33,168,525
Customer Facility Charges									
71120 - Customer facility charges (Con	3,749,651	3,753,278	3,627	0	30,354,558	30,827,702	473,144	2	29,869,387
Total Customer Facility Charges	3,749,651	3,753,278	3,627	0	30,354,558	30,827,702	473,144	2	29,869,387

San Diego County Regional Airport Authority
Authority Detail Income Statement - Supplemental Schedule
 For the nine months ended March 31, 2019
 (Unaudited)

Print Date: 4/9/2019
 Print Time: 10:32:47AM
 Report ID: GL0012

	Month to Date			Year to Date				
	Budget	Actual	Variance Favorable (Unfavorable) Percent	Prior Year Actual	Budget	Actual	Variance Favorable (Unfavorable) Percent	Prior Year Actual
Quiter Home Program								
71212 - Quieter Home - Labor	\$(45,800)	\$(26,663)	\$19,137 42	\$(41,345)	\$(412,600)	\$(242,080)	\$170,520 41	\$(208,512)
71213 - Quieter Home - Burden	0	(13,087)	(13,087) 0	(17,476)	0	(113,264)	(113,264) 0	(92,824)
71214 - Quieter Home - Overhead	0	(14,743)	(14,743) 0	(25,411)	0	(154,245)	(154,245) 0	(145,697)
71215 - Quieter Home - Material	(1,787,003)	(1,117,830)	669,173 37	(1,344,909)	(13,031,609)	(10,465,467)	2,566,142 20	(5,429,165)
71216 - Quieter Home Program	1,466,243	898,725	(567,518) (39)	912,960	10,755,367	8,661,110	(2,094,257) (19)	4,560,973
71217 - Contract Labor	0	0	0 (29)	(29)	0	0	0 (604)	(604)
71218 - Contractor Burden	0	0	0 (37)	(37)	0	0	0 (769)	(769)
71222 - Contractor Labor	0	0	0 (2,537)	(2,537)	0	0	0 (15,695)	(15,695)
71223 - Contractor Burden	0	0	0 (3,229)	(3,229)	0	0	0 (19,976)	(19,976)
71224 - Joint Studies Overhead	0	0	0 (1,538)	(1,538)	0	(164)	(164) 0	(5,916)
71225 - Joint Studies - Material	0	(4,468)	(4,468) 0	(6,880)	(50,000)	(90,736)	(40,736) (81)	(7,205)
71226 - Contractor Overhead	0	0	0 (6,948)	(6,948)	0	192	192 0	(26,806)
Total Quiter Home Program	(366,560)	(278,065)	88,495 24	(537,380)	(2,738,842)	(2,404,654)	334,188 12	(1,392,196)
Interest Income								
71310 - Interest - Investments	1,001,410	776,748	(224,662) (22)	644,273	9,262,071	6,793,917	(2,468,154) (27)	4,763,613
71340 - Interest - Note Receivab	149,402	149,402	0 (1,627)	158,131	1,347,016	1,347,016	0 (2,705)	1,422,784
71350 - Interest - Other	0	(1,627)	(1,627) 0	(1,010)	0	(4,916)	(4,916) 0	(2,705)
71361 - Interest Income - 2010 Bonds	0	123,199	123,199 0	80,338	0	1,049,023	1,049,023 0	558,082
71363 - Interest Income - 2013 Bonds	0	68,054	68,054 0	43,070	0	628,726	628,726 0	379,765
71364 - Interest Income - 2017 Bond A	0	132,861	132,861 0	412,575	0	1,615,349	1,615,349 0	2,121,380
71365 - Interest Income - 2014 Bond A	0	81,367	81,367 0	49,829	0	678,646	678,646 0	379,719
Total Interest Income	1,150,812	1,330,003	179,191 16	1,387,206	10,609,087	12,107,760	1,498,673 14	9,622,637
Interest income BAB's rebate								
71362 - BAB interest rebate	385,935	390,515	4,580 1	388,849	3,473,414	3,514,631	41,216 1	3,499,643
Total Interest income BAB's rebate	385,935	390,515	4,580 1	388,849	3,473,414	3,514,631	41,216 1	3,499,643

San Diego County Regional Airport Authority
Authority Detail Income Statement - Supplemental Schedule
 For the nine months ended March 31, 2019
 (Unaudited)

Print Date: 4/9/2019
 Print Time: 10:32:47AM
 Report ID: GL0012

	Month to Date				Year to Date				
	Budget	Actual	Variance		Budget	Actual	Variance		
			Favorable (Unfavorable)	Percent			Favorable (Unfavorable)	Percent	
								Prior Year Actual	
Interest Expense									
71411 - Interest Expense - 2010 Bonds	\$(2,481,737)	\$(2,481,737)	\$0	0	\$(2,335,636)	\$(2,335,636)	\$0	0	\$(2,694,811)
71412 - Interest Expense 2013 Bonds	(1,514,513)	(1,514,513)	0	0	(13,630,613)	(13,630,613)	0	0	(13,697,813)
71413 - Interest Expense 2014 Bond A	(1,355,869)	(1,349,970)	5,899	0	(12,202,821)	(12,149,734)	53,087	0	(12,255,908)
71414 - Interest Expense 2017 Bond A	(1,192,792)	(1,192,792)	0	0	(10,314,451)	(10,735,125)	(420,674)	(4)	(9,610,771)
71420 - Interest Expense-Variable Debt	(46,103)	(46,971)	(868)	(2)	(414,928)	(388,212)	26,716	6	(416,151)
71430 - LOC Fees - C/P	(31,814)	(83,333)	(51,518)	(162)	(286,330)	(410,379)	(124,049)	(43)	(306,980)
71450 - Trustee Fee Bonds	(4,380)	0	4,380	100	(8,760)	(3,270)	5,490	63	(3,342)
71451 - Program Fees - Variable Debt	0	0	0	0	(5,000)	0	5,000	100	(3,300)
71458 - Capitalized Interest	0	0	0	0	0	0	0	0	4,847,402
71460 - Interest Expense - Other	0	0	0	0	0	(11,435)	(11,435)	0	(1,483,723)
71461 - Interest Expense - Cap Leases	(52,226)	(52,226)	0	0	(475,620)	(475,620)	0	0	(491,503)
Total Interest Expense	(6,679,434)	(6,721,541)	(42,107)	(1)	(59,674,159)	(60,140,024)	(465,865)	(1)	(56,116,900)
Amortization									
69210 - Amortization - Premium	473,366	473,366	0	0	4,277,912	4,277,912	0	0	4,246,093
Total Amortization	473,366	473,366	0	0	4,277,912	4,277,912	0	0	4,246,093
Other Non-Operating Income (Expense)									
71510 - Legal Settlement Income	0	0	0	0	0	0	0	0	58,394
71520 - Fixed Asset Disposal-Gain	0	0	0	0	0	60,000	60,000	0	0
71530 - Gain/Loss On Investments	0	1,872,516	1,872,516	0	0	4,951,100	4,951,100	0	(3,548,408)
71540 - Discounts Earned	0	0	0	0	0	6,561	6,561	0	9,222
71620 - Other non-operating revenue (e	0	156	156	0	0	65,300	65,300	0	41,550
71630 - Other Non-Operating Expe	0	0	0	0	0	0	0	0	(16,752)
73300 - DMJM and Auth OH Clearin	0	0	0	0	0	0	0	0	200
Total Other Non-Operating Income (Expense)	0	1,872,672	1,872,672	0	0	5,082,960	5,082,960	0	(3,455,793)
Total Non-Operating Revenue/(Expense)	3,169,712	5,563,698	2,393,986	76	20,390,417	29,411,525	9,021,109	44	(19,441,396)
Capital Grant Contribution									
72100 - AIP Grants	203,778	474,445	270,667	133	7,169,297	7,502,207	332,910	5	7,723,796
Total Capital Grant Contribution	203,778	474,445	270,667	133	7,169,297	7,502,207	332,910	5	7,723,796
Total Expenses Net of Non-Operating Revenue/Expense)	20,912,481	17,345,257	3,567,224	17	192,189,764	179,720,081	12,469,684	6	173,457,448
Net Income/(Loss)	3,781,532	6,426,654	2,645,122	70	21,683,159	39,681,344	17,998,185	83	23,820,618

San Diego County Regional Airport Authority
Authority Detail Income Statement - Supplemental Schedule
 For the nine months ended March 31, 2019
 (Unaudited)

Print Date: 4/9/2019
 Print Time: 10:32:47AM
 Report ID: GL0012

	Month to Date				Year to Date					
	Budget	Actual	Variance Favorable (Unfavorable)	Variance Percent	Prior Year Actual	Budget	Actual	Variance Favorable (Unfavorable)	Variance Percent	Prior Year Actual
Equipment Outlay										
73200 - Equipment Outlay Expendi	\$(32,750)	\$0	\$32,750	100	\$(70,019)	\$(725,219)	\$(148,924)	\$576,295	79	\$(325,790)
73299 - Capitalized Equipment Co	0	0	0	0	70,019	0	148,924	148,924	0	325,790
Total Equipment Outlay	(32,750)	0	32,750	100	0	(725,219)	0	725,219	100	0

ITEM 2



Review of the Unaudited Financial Statements for the Nine Months Ended March 31, 2019 and 2018

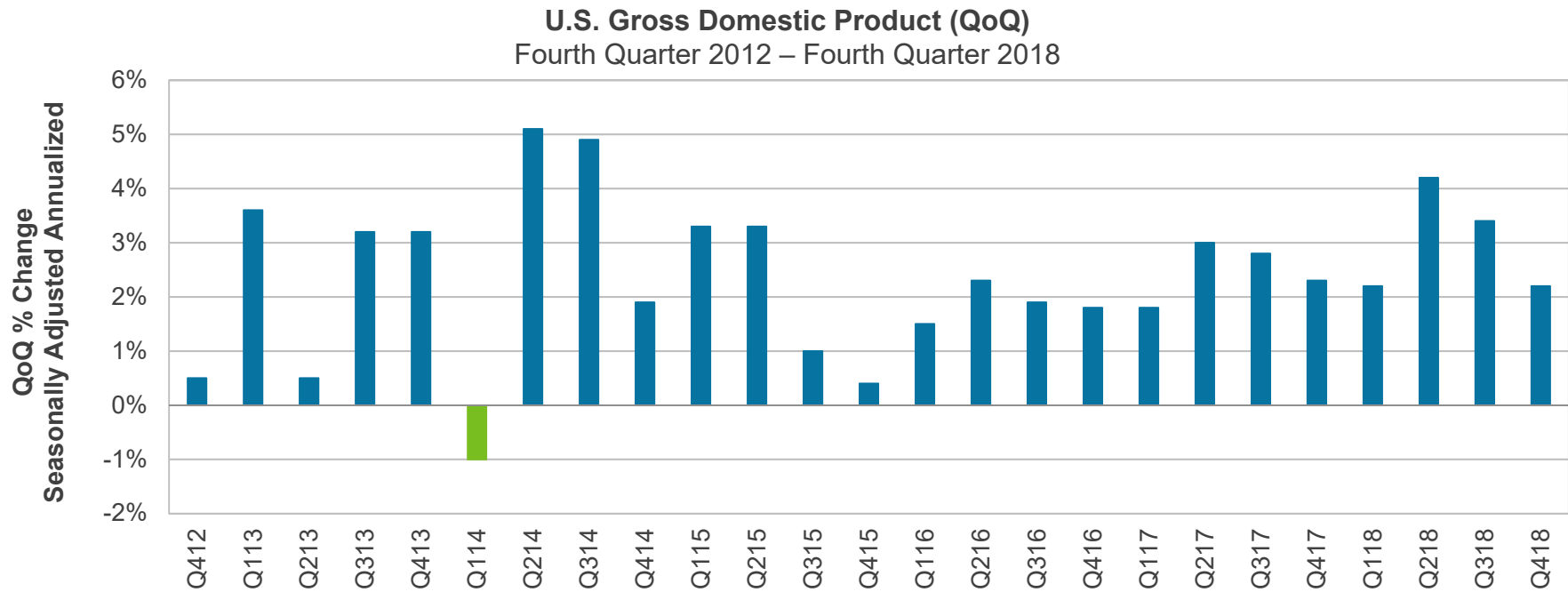
Presented by:
Scott Brickner
Chief Financial Officer
Kathy Kiefer

Senior Director, Finance & Asset Management

April 22, 2019

Fourth Quarter GDP

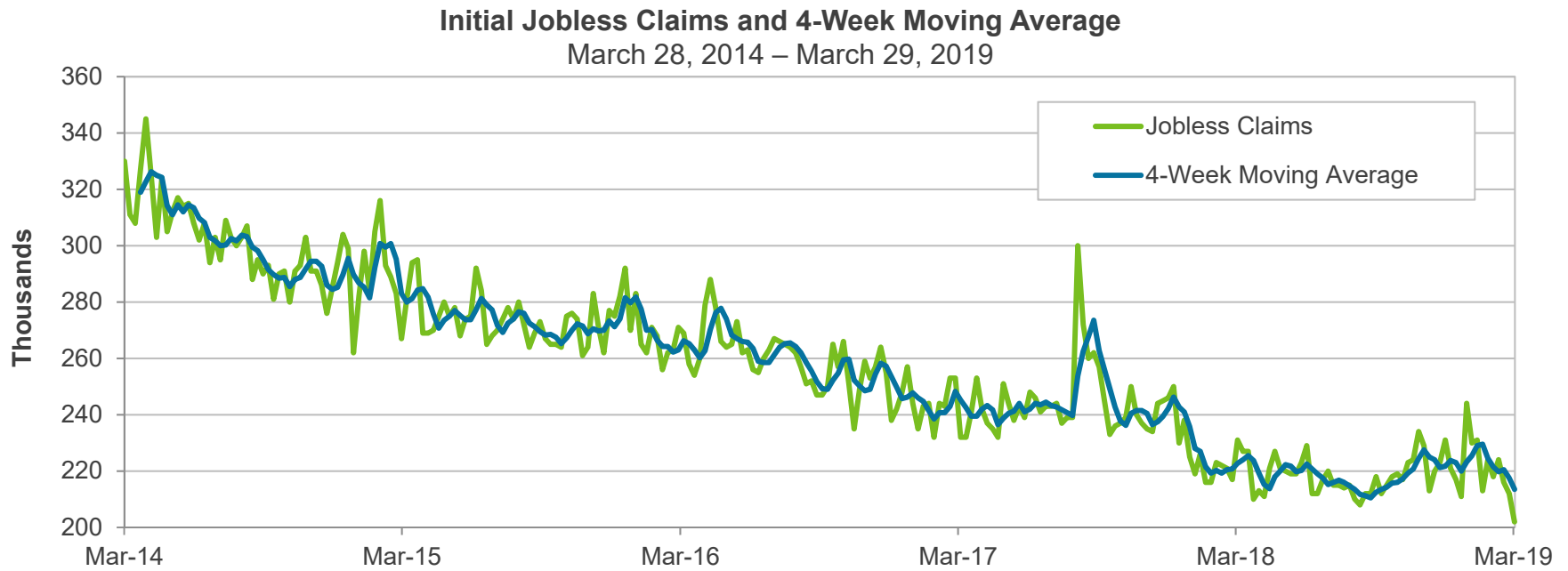
Fourth quarter GDP growth was revised down as expected to an annualized rate of 2.2%, from the advance estimate of 2.6%. This follows GDP growth of 3.4% in the third quarter and 4.2% in the second quarter. The consensus forecast calls for a more pronounced slowdown in economic growth in the first quarter of 2019 to 1.5%. Overall, GDP growth is expected to slow this year to 2.0%-2.5% from 2.9% last year, according to the consensus.



Source: Bloomberg.

Initial Claims For Unemployment

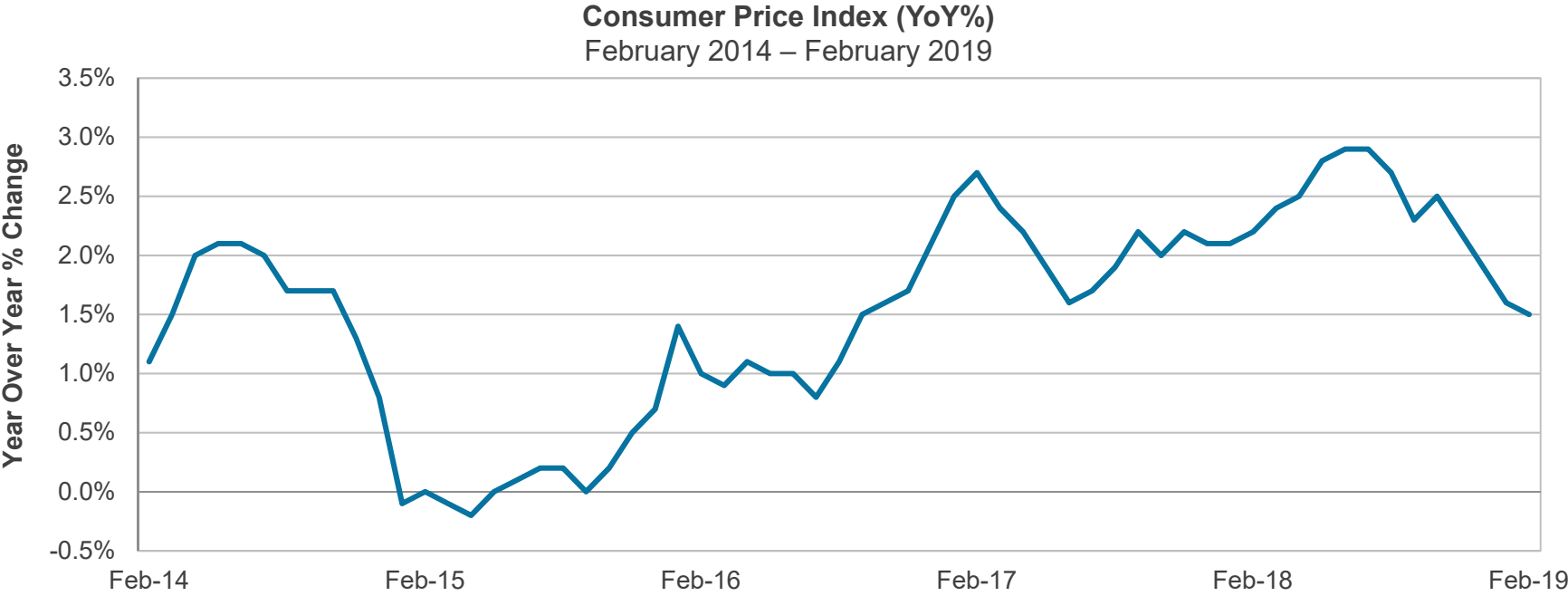
For the week ending March 30, initial jobless claims fell by 10,000 to 202,000. The 4-week moving average fell by 4,000 to 213,500. Initial jobless claims reflect strong demand for labor and are consistent with a healthy labor market.



Source: Bloomberg.

Consumer Price Index

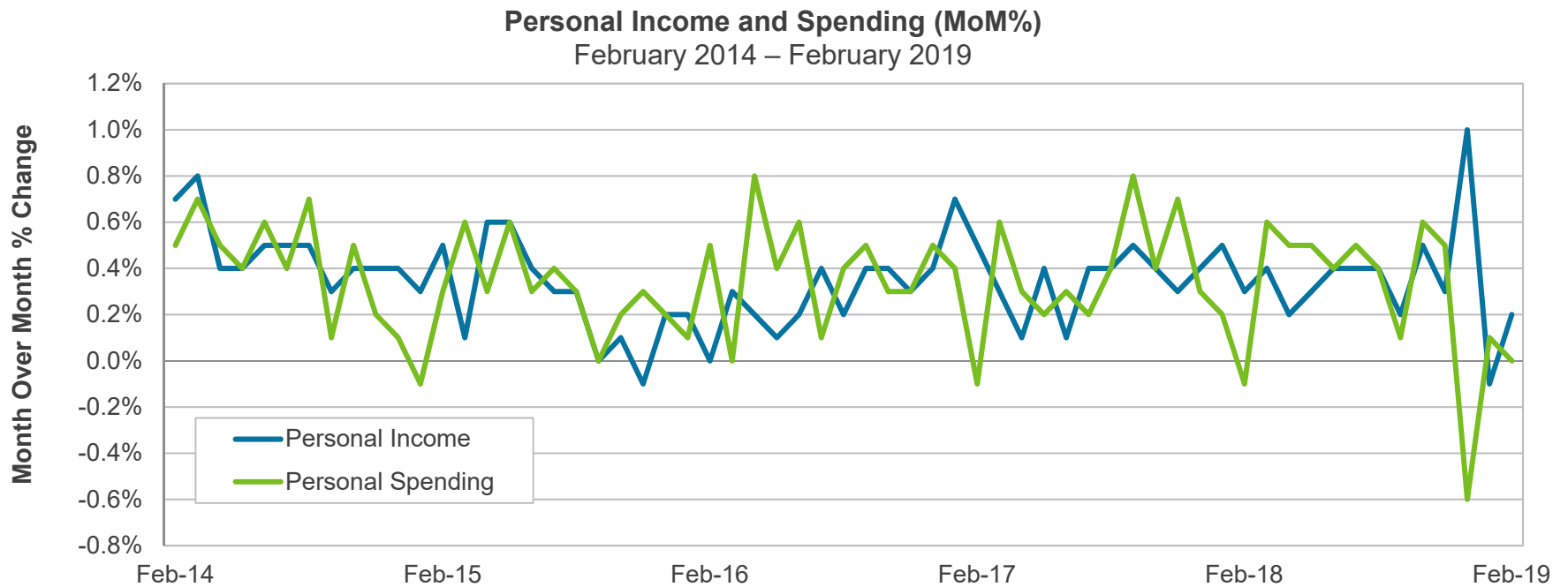
Inflationary pressures remain muted. The Consumer Price Index (CPI) was up just 1.5% year-over-year in February, versus up 1.6% year-over-year in January. Core CPI (CPI less food and energy) was up 2.1% year-over-year in February, versus up 2.2% year-over-year in January.



Source: Bloomberg.

Personal Income and Spending

Personal income rose by just 0.2% in February, slightly below expectations, following a 0.1% decline in January. Consumer spending increased 0.1% in January, missing expectations of 0.3%. Consumer spending data for February remains delayed due to the government shutdown. Personal income and spending trends appear modest.



Source: Bloomberg.

Consumer Confidence Index

The Consumer Confidence Index eased to 124.1 in March from a very strong level of 131.4 in February, missing expectations. Consumers were less upbeat about the labor market in the latest survey, potentially because of the weak headline non-farm payrolls report in February.

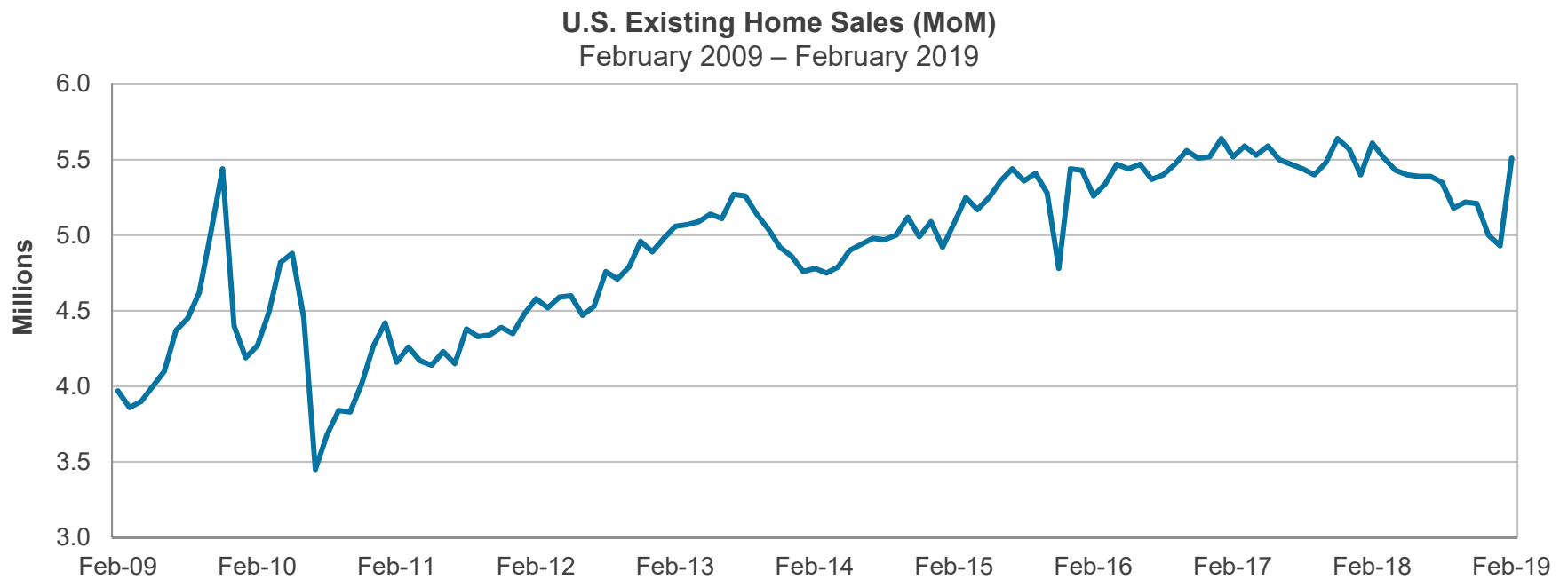
Consumer Confidence Index
March 2014 – March 2019



Source: Bloomberg.

Existing Home Sales

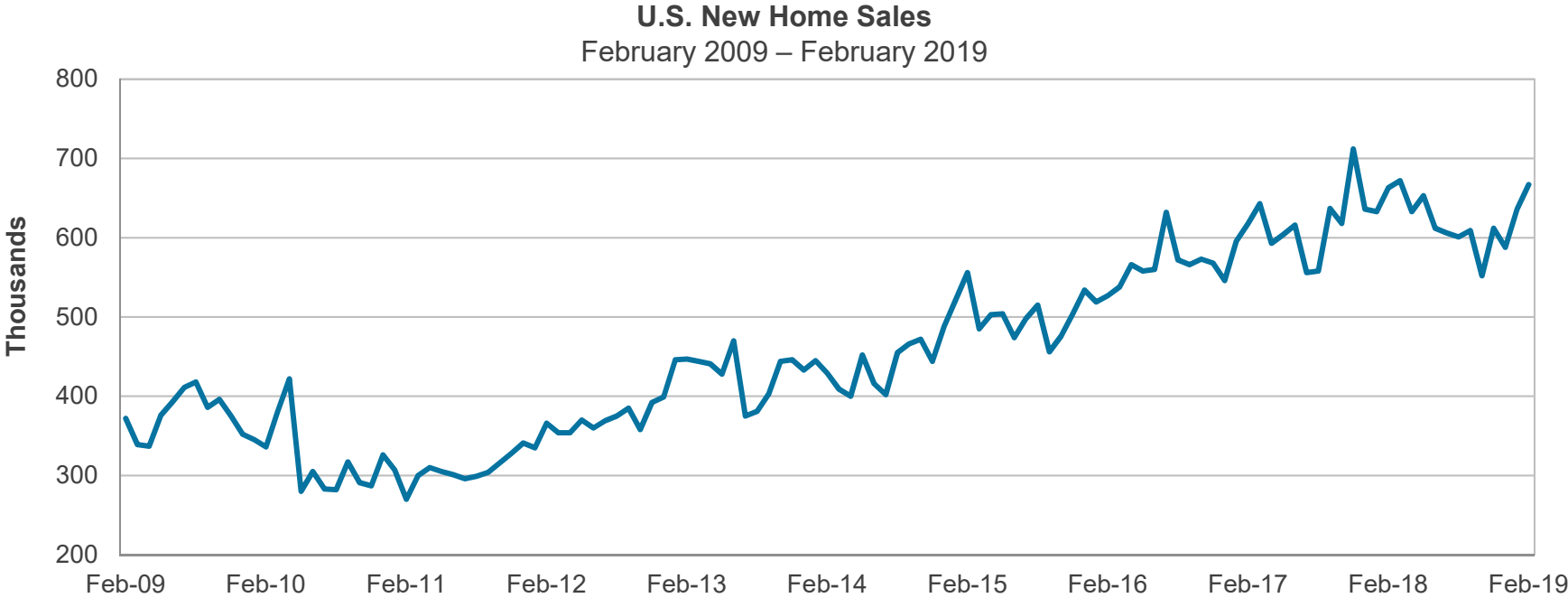
Existing home sales rose 11.8% in February to a seasonally adjusted rate of 5.510 million units. On a year-over-year basis, sales of existing homes were down 1.8% in February.



Source: Bloomberg.

New Home Sales

New home sales rose 4.9% in February to an annualized rate of 667,000 units, exceeding expectations. On a year-over-year basis, new home sales were roughly flat.



Source: Bloomberg.

Crude Oil Prices

U.S. West Texas Intermediate (WTI) crude settled at \$63.98 per barrel on April 9, above its one month average of \$60.52 and its one year average of \$63.01. Oil prices fell precipitously in the fourth quarter of 2018 due in part to dollar strength, concerns about slower-than-expected global demand, and rising supply. Prices have been steadily climbing higher this year.

West Texas Intermediate Oil Price Per Barrel (WTI Spot)

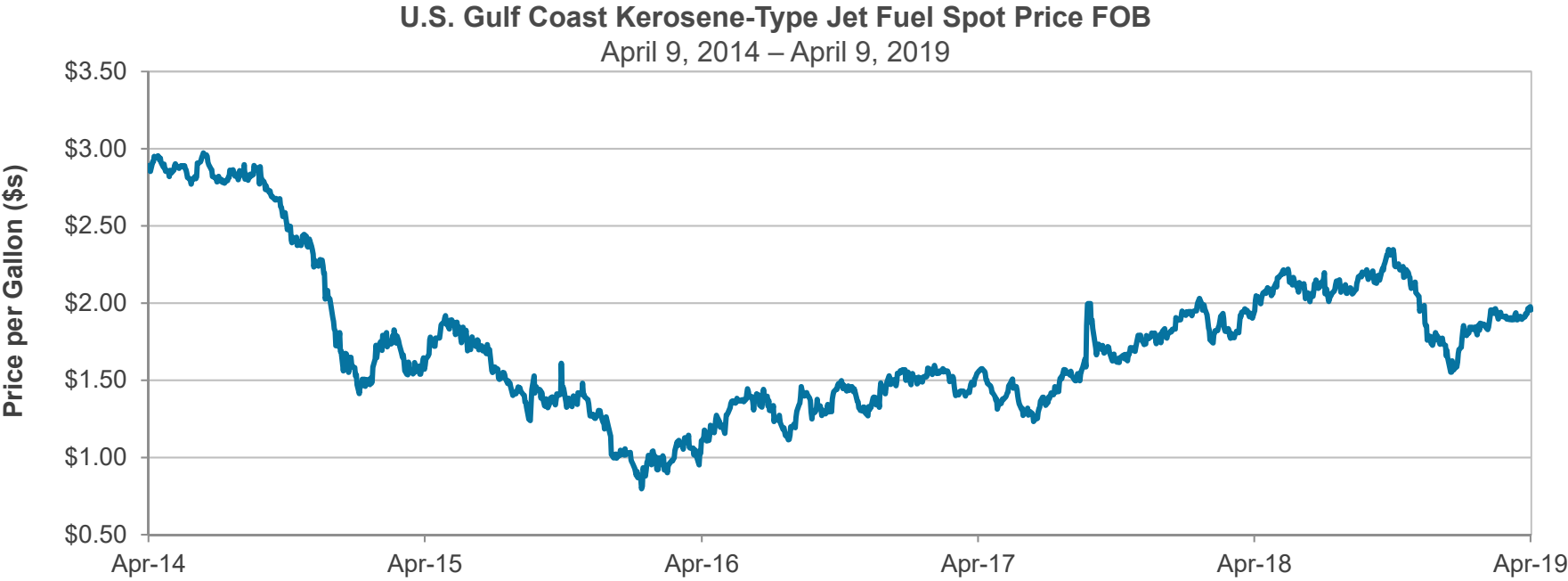
April 9, 2014 – April 9, 2019



Source: Bloomberg.

Jet Fuel Prices

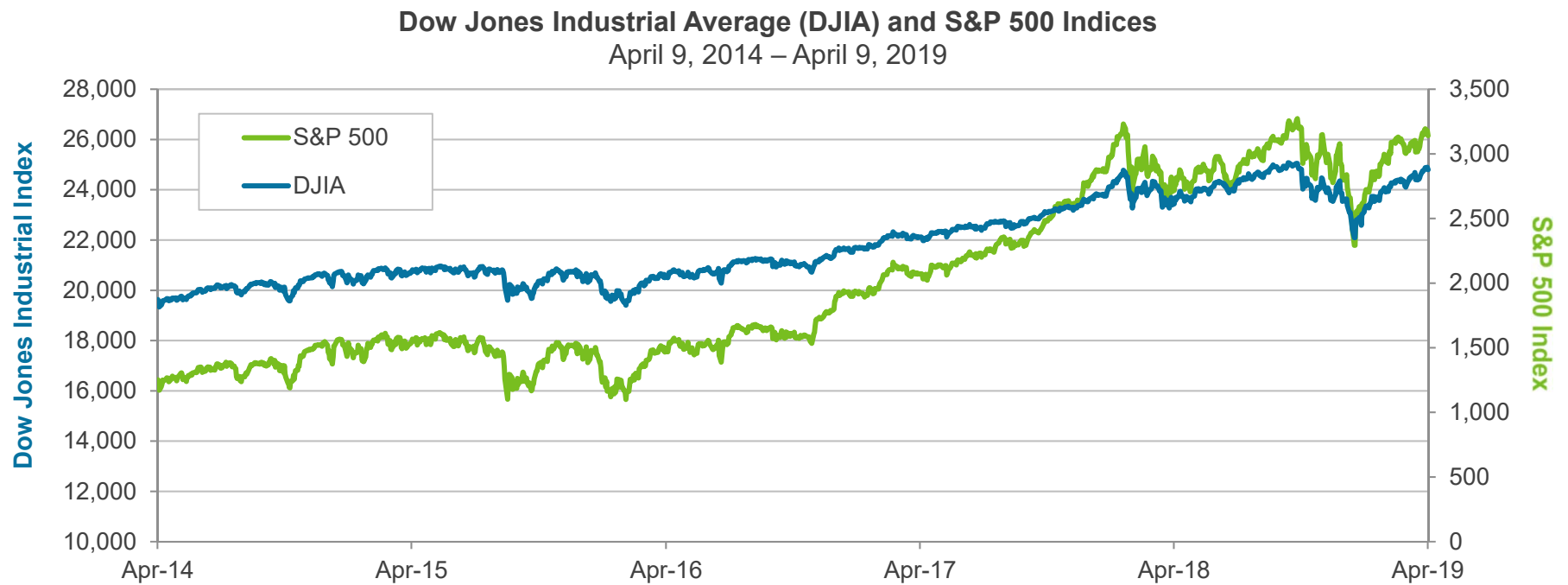
Jet fuel (U.S. Gulf Coast Spot) closed at \$1.956 per gallon on April 9, which was above its one month average of \$1.918 but below its one year average of \$2.016.



Source: Bloomberg.

U.S. Equity Markets

Year-to-date, the DJIA and S&P 500 indices are up 12.1% and 14.8%, respectively.

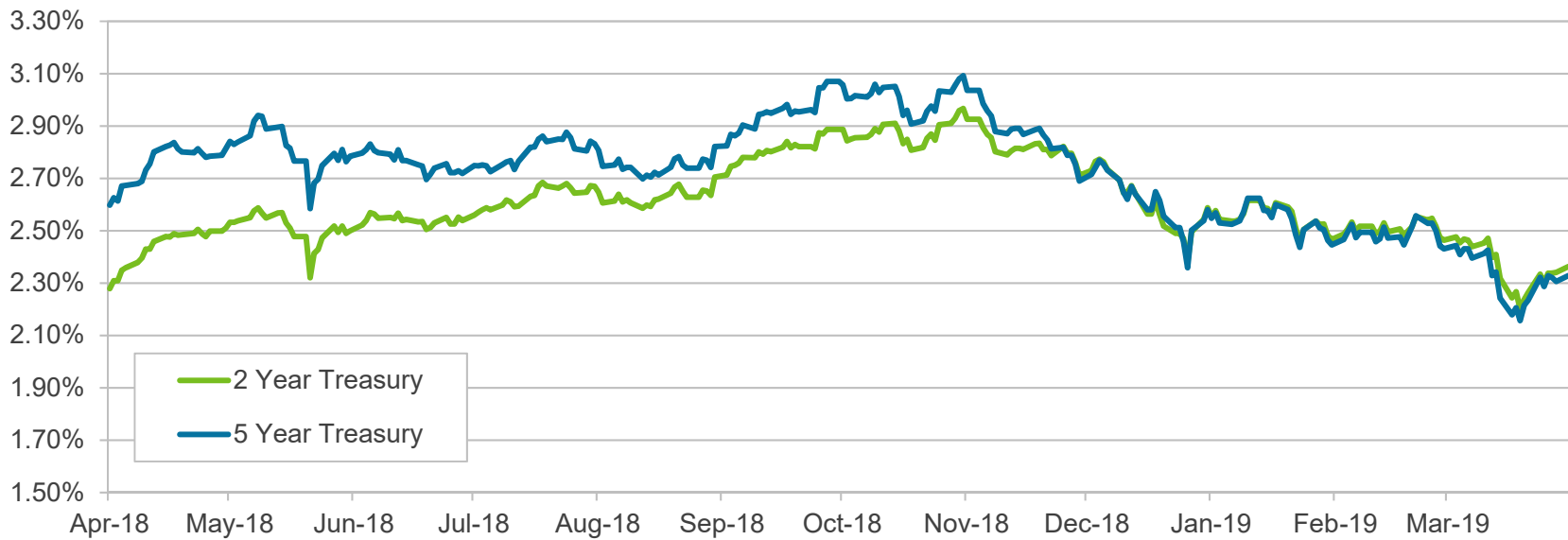


Source: Bloomberg.

Treasury Yield History

The yield on 5-year Treasuries is currently about 5 basis points below the yield on 2-year Treasuries. This portion of the yield curve has been inverted since December 2018. Notably, the yield on 5-year Treasuries is also currently below the yield on 3-month T-bills. We believe the current flatness of the curve reflects a high level of market participants' nervousness about the outlook for economic growth.

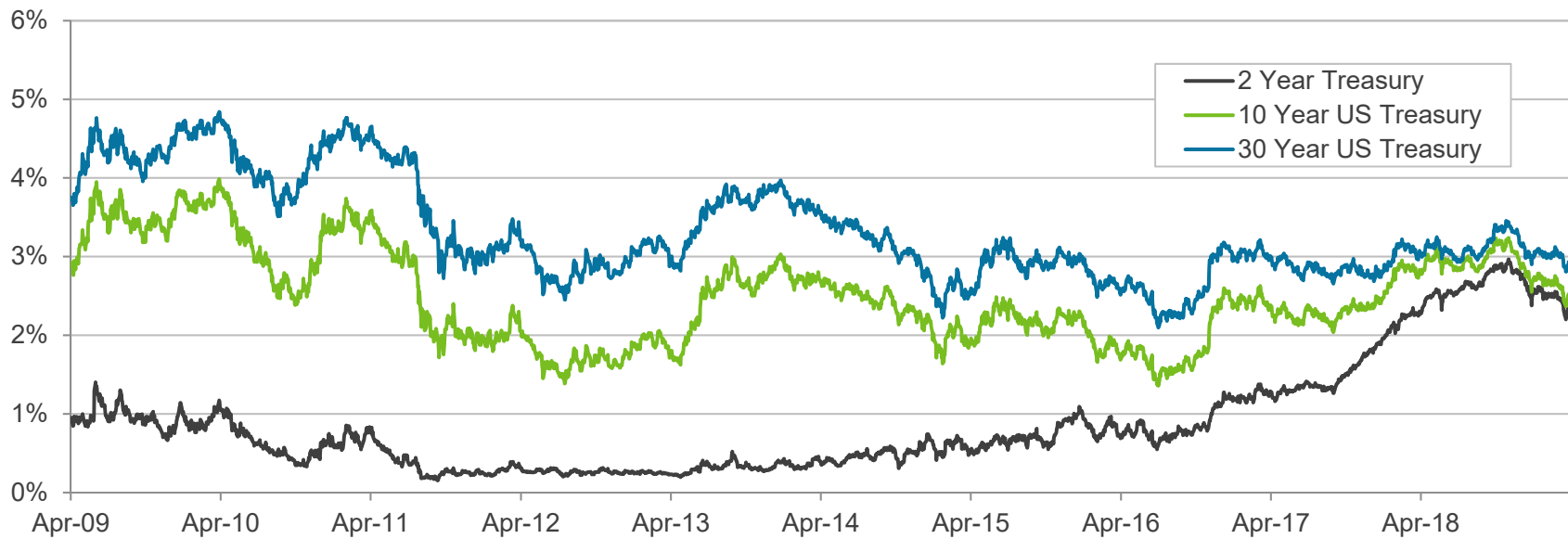
2- and 5-year U.S. Treasury Yields
April 9, 2018 – April 8, 2019



Treasury Yield History

The Treasury yield curve has flattened with short-term rates higher and long-term rates lower on a year-over-year basis. Rate hikes by the Federal Reserve have put upward pressure on shorter-term rates, while slower global economic growth, subdued inflation expectations, and a flight to quality have put downward pressure on longer-term rates. An inversion of the yield curve in which the 10-year Treasury yield is lower than the 3-month T-bill is generally viewed as a powerful predictive signal of an upcoming recession. However, our 6-month economic forecast does not call for a recession.

2-, 10- and 30-year U.S. Treasury Yields
April 9, 2009 – April 10, 2019

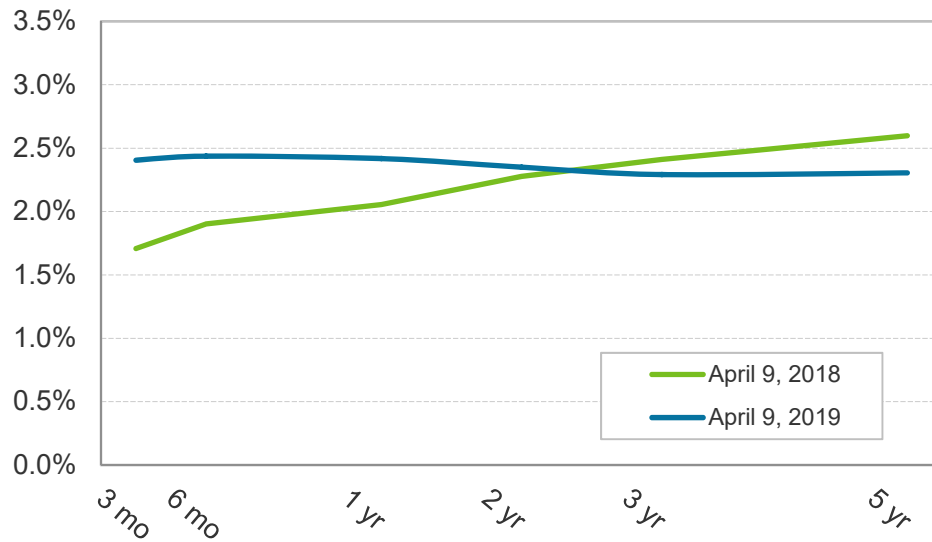


Source: Bloomberg.

U.S. Treasury Yield Curve

Year-over-year, the spread between 2-year and 10-year Treasuries has compressed to about 15 basis points from about 50 basis points at this time last year. Since 2000, the average spread between 2-year and 10-year Treasuries has been roughly 140 basis points. The Fed has raised the fed funds target rate by 175 basis points since March 15, 2017 (most recently in December 2018), which has fueled an increase in short-term rates. Meanwhile, low inflation expectations and concerns about global economic growth have kept downward pressure on long-term rates.

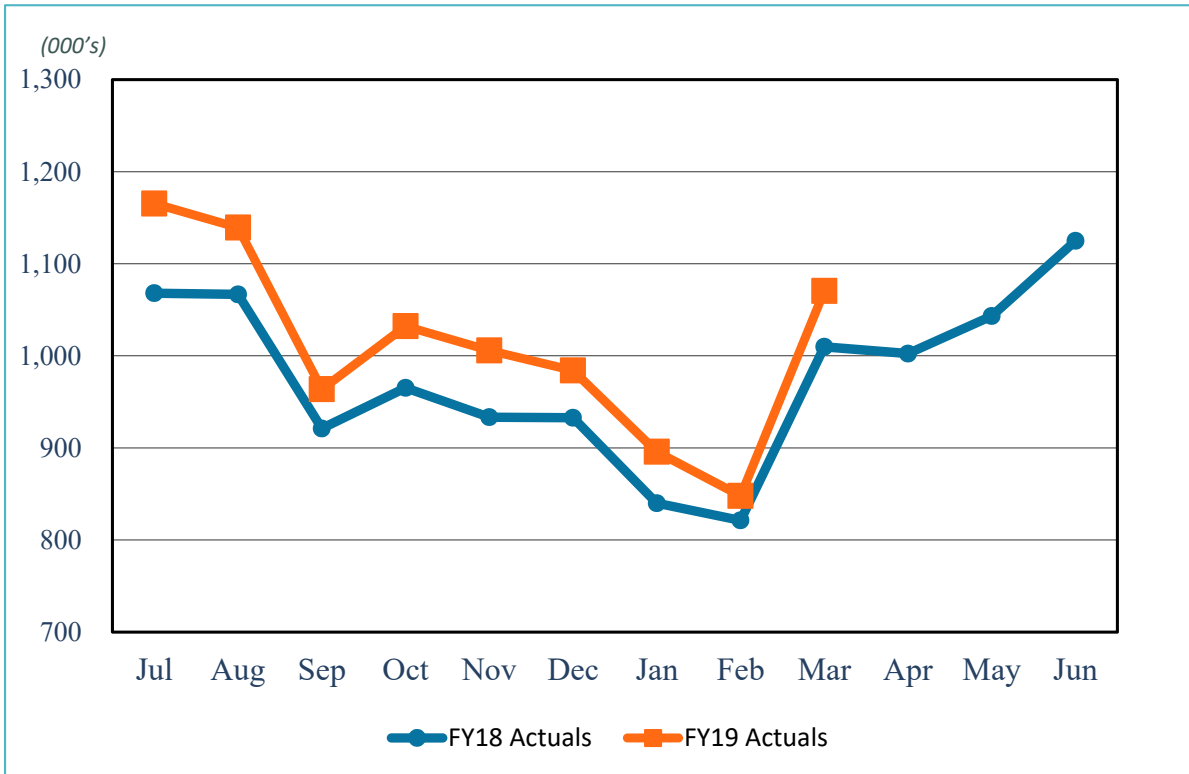
U.S. Treasury Yield Curve
April 9, 2018 versus April 9, 2019



	4/9/2018	4/9/2019	Change
3-Mo.	1.71%	2.41%	0.70%
6-Mo.	1.90%	2.44%	0.54%
1-Yr.	2.06%	2.42%	0.36%
2-Yr.	2.28%	2.35%	0.07%
3-Yr.	2.41%	2.29%	(0.12%)
5-Yr.	2.60%	2.31%	(0.29%)
10-Yr.	2.78%	2.50%	(0.28%)
30-Yr.	3.01%	2.91%	(0.10%)

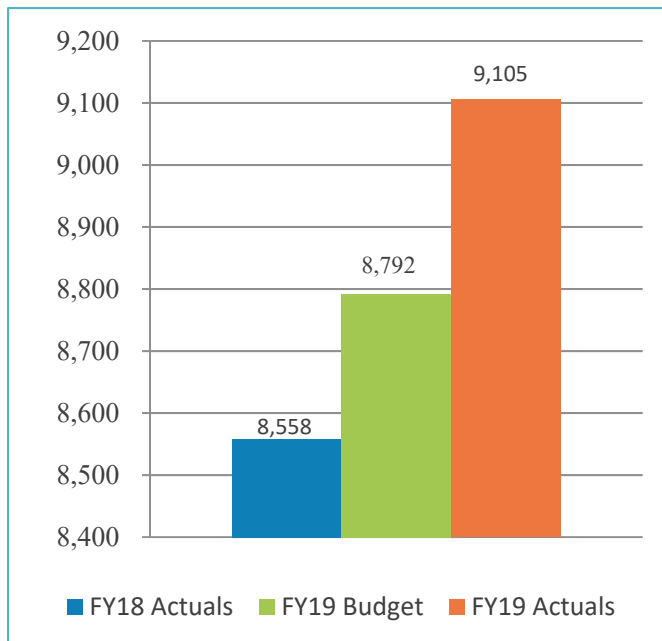
Source: Bloomberg.

Enplanements

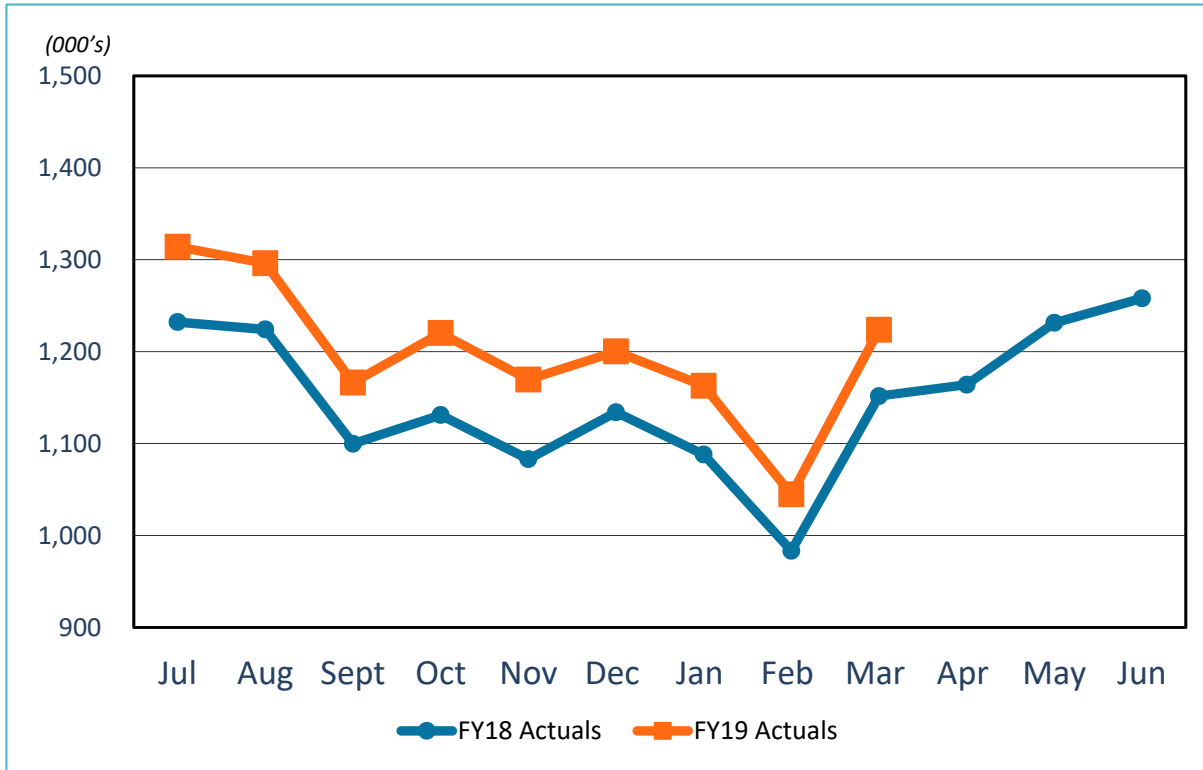


FY19 YTD Act Vs.
FY18 YTD Act
6.4%

FY19 YTD Act Vs.
FY19 YTD Budget
3.6%

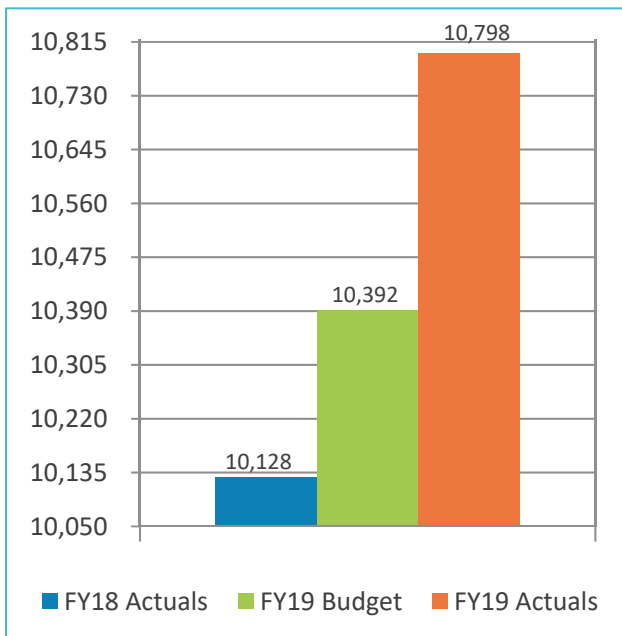


Gross Landing Weight Units (000 lbs)



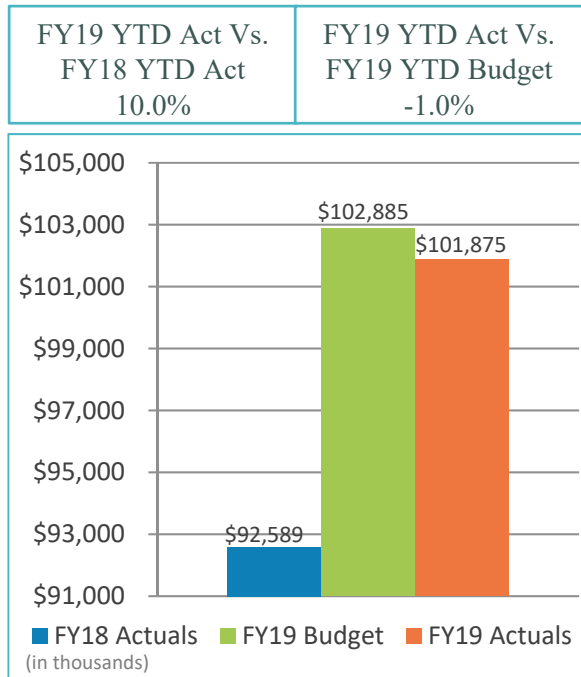
FY19 YTD Act Vs.
FY18 YTD Act
6.6%

FY19 YTD Act Vs.
FY19 YTD Budget
3.9%

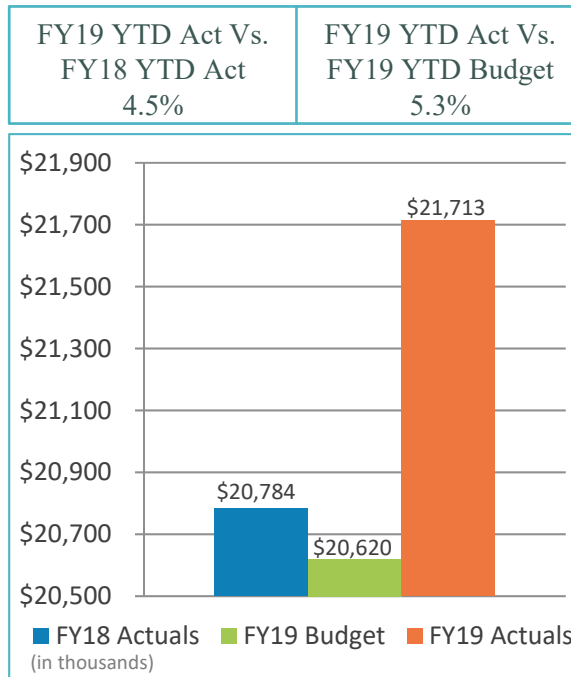


Operating Revenue (Unaudited)

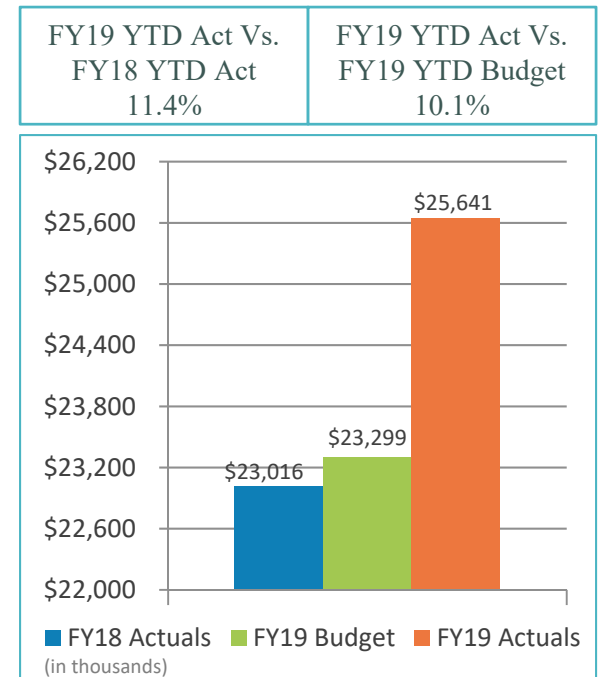
Aviation



Terminal Concessions

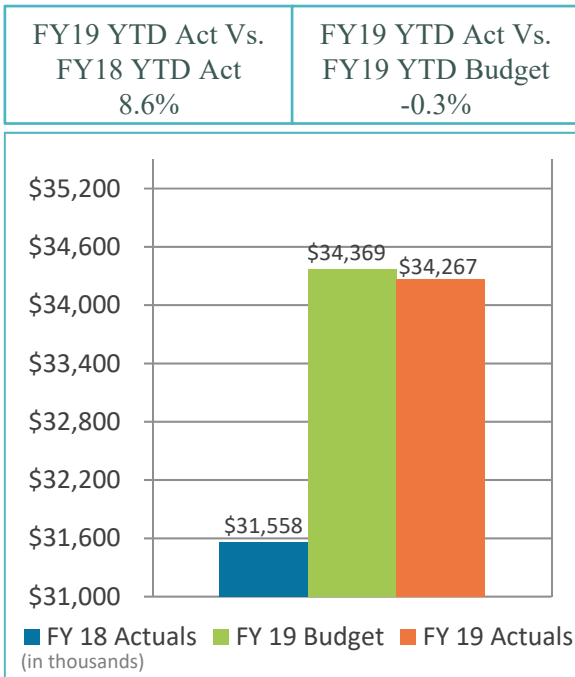


Rental Car

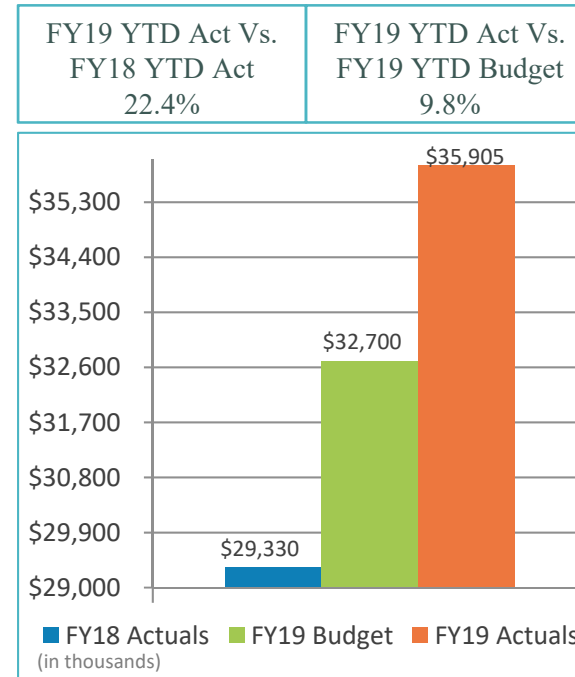


Operating Revenue (Unaudited)

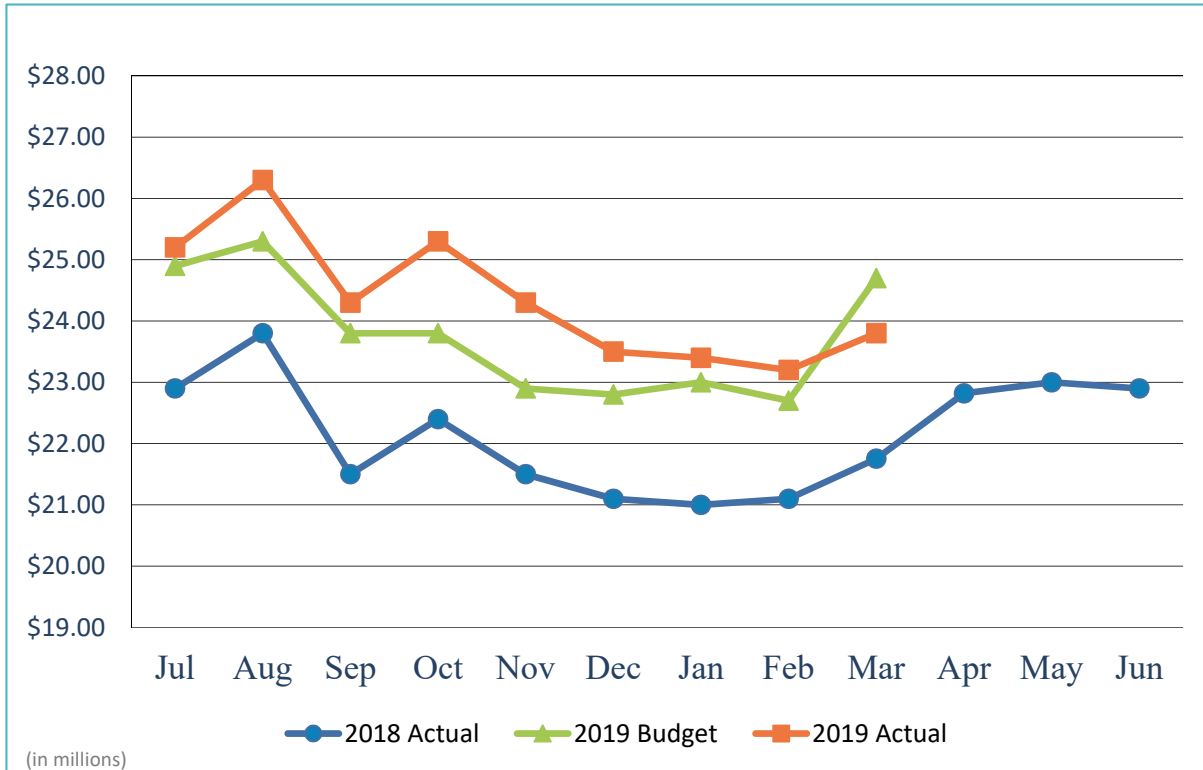
Parking Revenue



Other

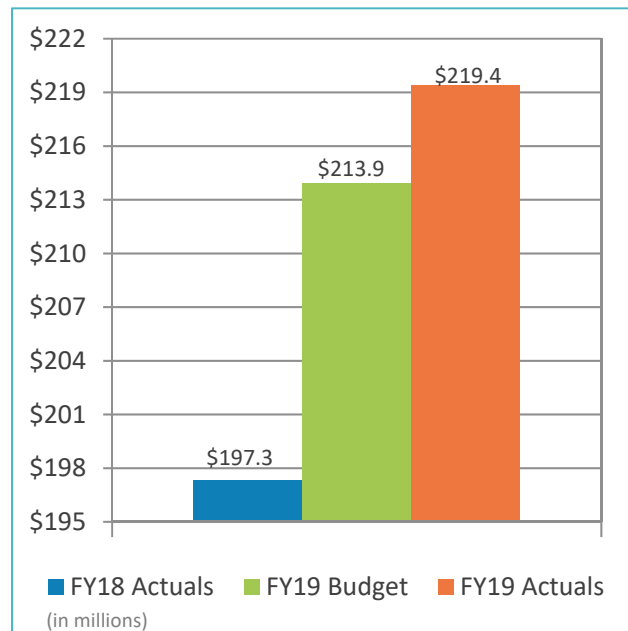


Total Operating Revenue (Unaudited)



FY19 YTD Act Vs.
FY18 YTD Act
11.2%

FY19 YTD Act Vs.
FY19 YTD Budget
2.6%

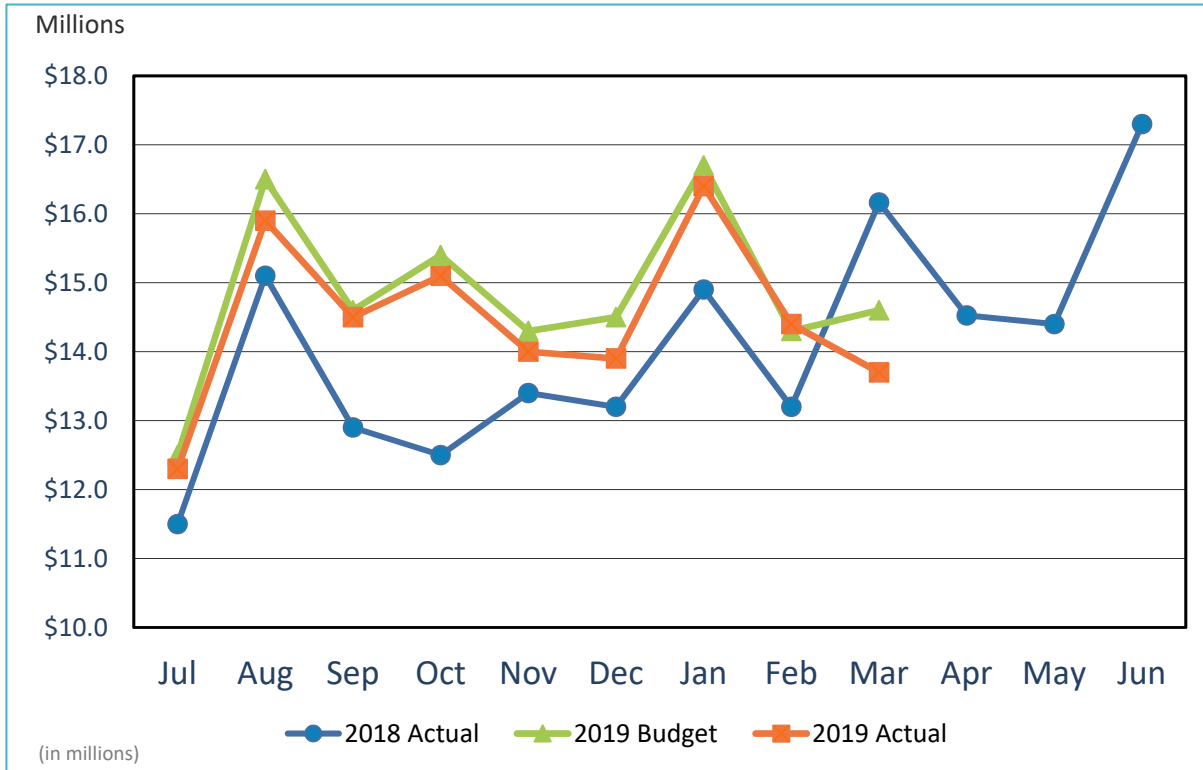


Operating Revenues

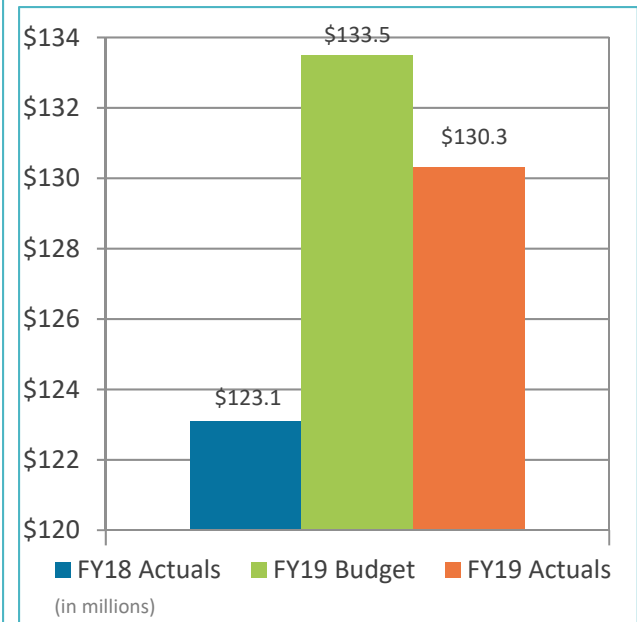
for the Nine Months Ended March 31, 2019 (Unaudited)

(In thousands)	Budget	Actual	Variance Favorable (Unfavorable)	% Change	Prior Year
Aviation	\$ 102,885	\$ 101,875	\$ (1,010)	(1)%	\$ 92,589
Terminal concessions	20,620	21,713	1,093	5%	20,784
Rental car	23,299	25,641	2,342	10%	23,016
Parking	34,369	34,267	(102)	-	31,558
Other operating	32,700	35,905	3,205	10%	29,330
Total operating revenues	\$ 213,873	\$ 219,401	\$ 5,528	3%	\$ 197,277

Total Operating Expenses (Unaudited)



FY19 YTD Act Vs. FY18 YTD Act -5.8%	FY19 YTD Act Vs. FY19 YTD Budget 2.4%
-------------------------------------------	---------------------------------------------



Operating Expenses

for the Nine Months Ended March 31, 2019 (Unaudited)


(In thousands)	Budget	Actual	Variance Favorable (Unfavorable)	% Change	Prior Year
Salaries and benefits	\$ 36,727	\$ 35,972	\$ 755	2%	\$ 34,967
Contractual services	36,998	36,470	528	1%	33,261
Safety and security	24,722	23,619	1,103	4%	22,843
Space rental	7,643	7,642	1	-	7,643
Utilities	10,122	10,219	(97)	(1)%	9,180
Maintenance	9,752	9,342	410	4%	8,624
Equipment and systems	227	220	7	3%	282
Materials and supplies	399	389	10	3%	432
Insurance	964	926	38	4%	836
Employee development and support	818	752	66	8%	893
Business development	2,419	2,076	343	14%	1,885
Equipment rental and repairs	2,663	2,713	(50)	(2)%	2,250
Total operating expenses	\$ 133,454	\$ 130,340	\$ 3,114	2%	\$ 123,096

Net Operating Income (Loss) Summary for the Nine Months Ended March 31, 2019 (Unaudited)

(In thousands)	Budget	Actual	Variance Favorable (Unfavorable)	% Change	Prior Year
Total operating revenues	\$ 213,873	\$ 219,401	\$ 5,528	3%	\$ 197,277
Total operating expenses	133,454	130,340	3,114	2%	123,096
Income from operations	80,419	89,061	8,642	11%	74,181
Depreciation	86,295	86,295	-	-	77,527
Operating income (loss)	\$ (5,876)	\$ 2,766	\$ 8,642	147%	\$ (3,346)

Nonoperating Revenues & Expenses for the Nine Months Ended March 31, 2019 (Unaudited)

(In thousands)	Budget	Actual	Variance Favorable (Unfavorable)	%	Prior Year
Passenger facility charges	\$ 34,088	\$ 36,145	\$ 2,057	6%	\$ 33,169
Customer facility charges (Rental Car Center)	30,355	30,828	473	2%	29,869
Quieter Home Program , net	(2,739)	(2,405)	334	12%	(1,392)
Interest income	10,609	12,108	1,499	14%	9,623
Interest expense (net)	(51,923)	(52,347)	(424)	(1)%	(48,371)
Other nonoperating revenue (expense)	-	5,083	5,083	-	(3,456)
Nonoperating revenue, net	20,390	29,412	9,022	44%	19,442
Change in net position before grant contributions	14,514	32,178	17,664	122%	16,096
Capital grant contributions	7,169	7,502	333	5%	7,724
Change in net position	\$ 21,683	39,680	\$ 17,997	83%	\$ 23,820



Statements of Net Position (Unaudited)
March 31, 2019 and 2018

Statements of Net Position (Unaudited)

As of March 31, 2019 and 2018

(In Thousands)

	<u>2019</u>	<u>2018</u>
Assets and Deferred Outflows of Resources		
Current assets	\$ 167,494	\$ 113,128
Cash designated for capital projects and other	28,135	24,610
Restricted assets	439,887	535,814
Capital assets, net	1,721,083	1,670,633
Other assets	190,371	203,143
Deferred outflows of resources	24,884	21,161
Total assets and deferred outflows of resources	\$ 2,571,854	\$ 2,568,489

Statements of Net Position (Unaudited)
 As of March 31, 2019 and 2018
 (In Thousands)

	<u>2019</u>	<u>2018</u>
Liabilities and Deferred Inflows of Resources		
Current liabilities	\$ 65,189	\$ 73,716
Liabilities payable from restricted assets	42,482	36,921
Long term liabilities	1,607,655	1,647,353
Deferred inflows of resources	6,922	3,506
Total liabilities and deferred inflows of resources	<u>\$ 1,722,248</u>	<u>\$ 1,761,496</u>
 Total net position	 <u>\$ 849,606</u>	 <u>\$ 806,993</u>



Questions?

Item 3



Investment Report

Period Ending
March 31, 2019

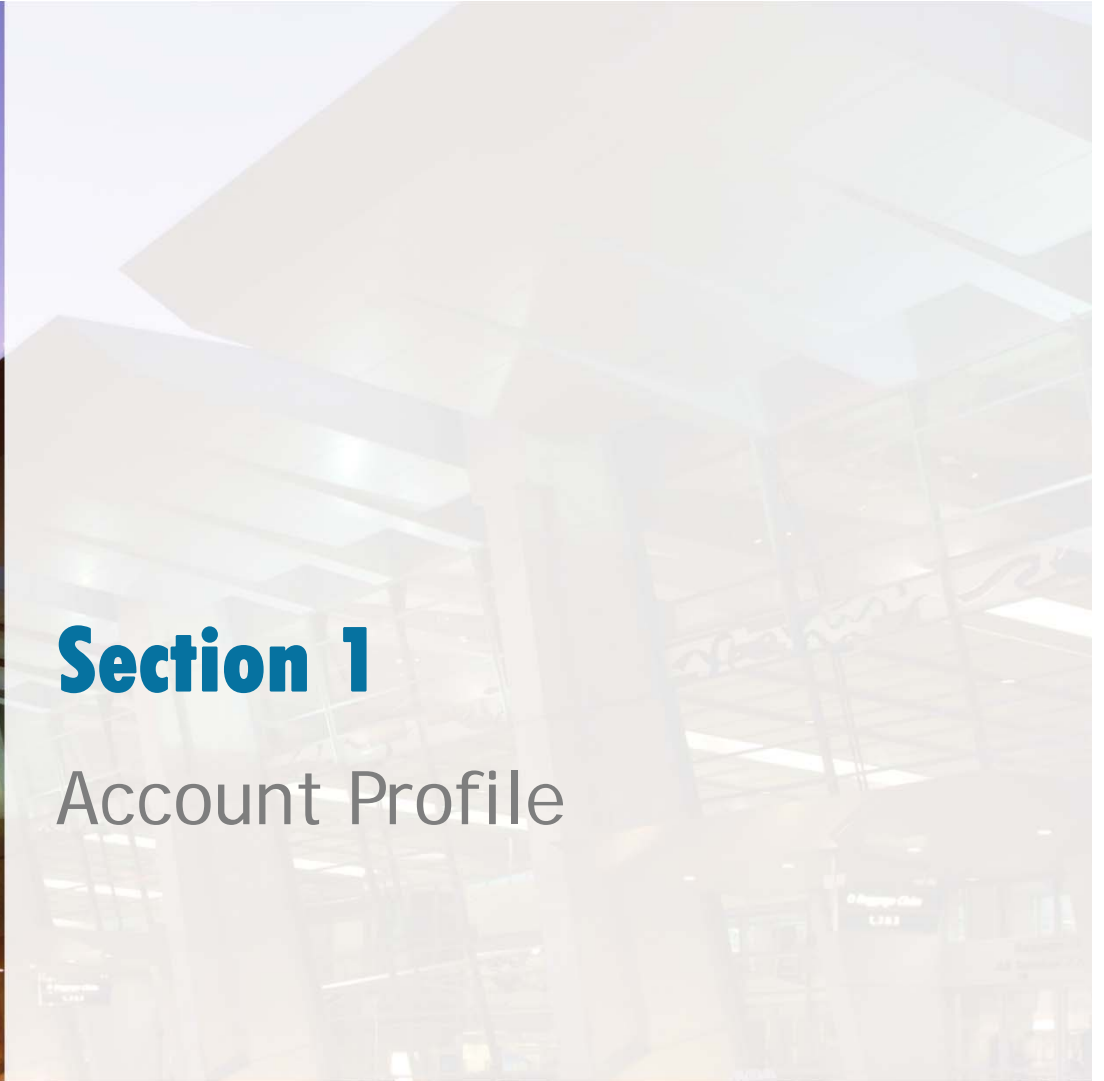
April 22, 2019





Section 1

Account Profile



Certification Page

This report is prepared for the San Diego County Regional Airport Authority (the “Authority”) in accordance with California Government Code Section 53646, which states that “the treasurer or chief fiscal officer may render a quarterly report to the chief executive officer, the internal auditor, and the legislative body of the local agency within 30 days following the end of the quarter covered by the report.”

The investment report was compiled in compliance with California Government Code 53646 and the Authority’s approved Investment Policy. All investment transactions made in the Authority’s portfolio during this period were made on behalf of the Authority. Sufficient liquidity and anticipated revenue are available to meet expenditure requirements for the next six months.



Scott Brickner, C.P.A.
Vice President, Chief Financial Officer
San Diego County Regional Airport Authority

Objectives

Investment Objectives

The San Diego County Regional Airport Authority's investment objectives, in order of priority, are to provide safety to ensure the preservation of capital in the overall portfolio, provide sufficient liquidity for cash needs and a market rate of return consistent with the investment program. In order to achieve these objectives, the portfolio invests in high quality fixed income securities consistent with the investment policy and California Government Code.

Portfolio Characteristics

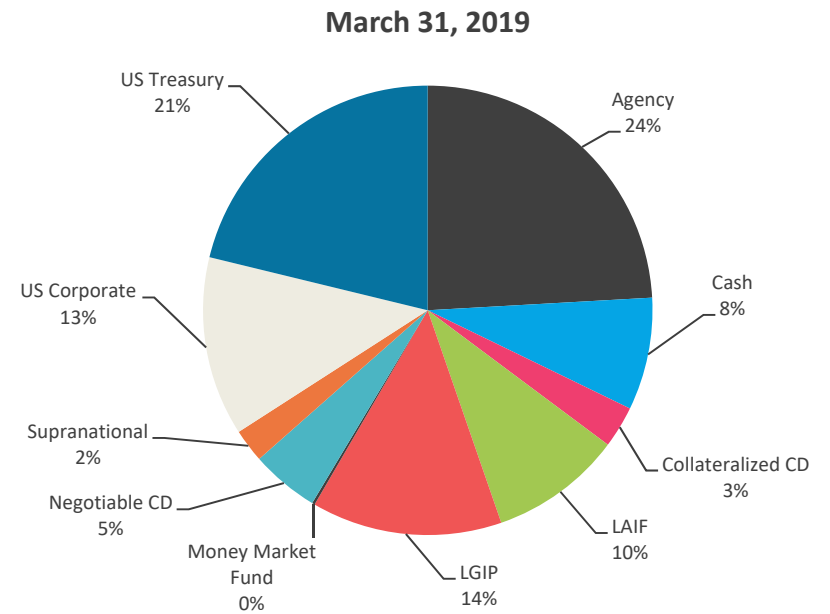
SDCRAA Consolidated

	3/31/2019	12/31/2018	Change
	Portfolio	Portfolio	Portfolio
Average Maturity (yrs)	1.37	1.34	0.03
Average Purchase Yield	2.14%	2.06%	0.08%
Average Market Yield	2.34%	2.47%	(0.13%)
Average Quality*	AA/Aa1	AA/Aa1	AA/Aa1
Unrealized Gains/Losses	904,041	(1,852,433)	2,756,474
Total Market Value	525,891,977	514,663,100	11,228,877

*Portfolio is S&P and Moody's, respectively.

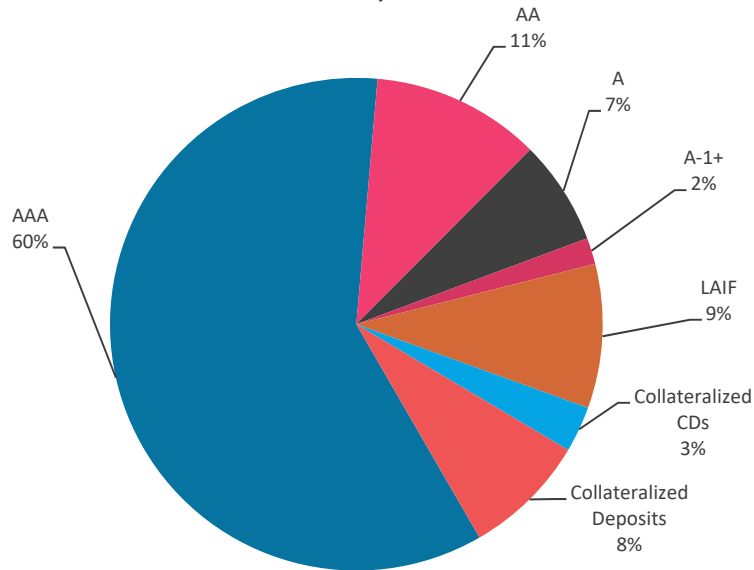
Sector Distribution

	March 31, 2019		December 31, 2018	
	Total Market Value	% of Portfolio	Total Market Value	% of Portfolio
Agency	126,777,162	24.1%	110,479,799	21.5%
Cash	42,788,751	8.1%	46,426,216	9.0%
Collateralized CD	15,848,128	3.0%	15,773,350	3.1%
LAIF	49,774,342	9.5%	49,459,857	9.6%
LGIP	72,252,787	13.7%	71,263,475	13.8%
Money Market Fund	1,049,365	0.2%	127,317	0.0%
Negotiable CD	25,877,283	4.9%	30,822,080	6.0%
Supranational	12,541,510	2.4%	12,463,177	2.4%
US Corporate	67,691,572	12.9%	67,350,124	13.1%
US Treasury	111,291,077	21.2%	110,497,705	21.5%
TOTAL	525,891,977	100.0%	514,663,100	100.0%



Quality & Maturity Distribution

March 31, 2019

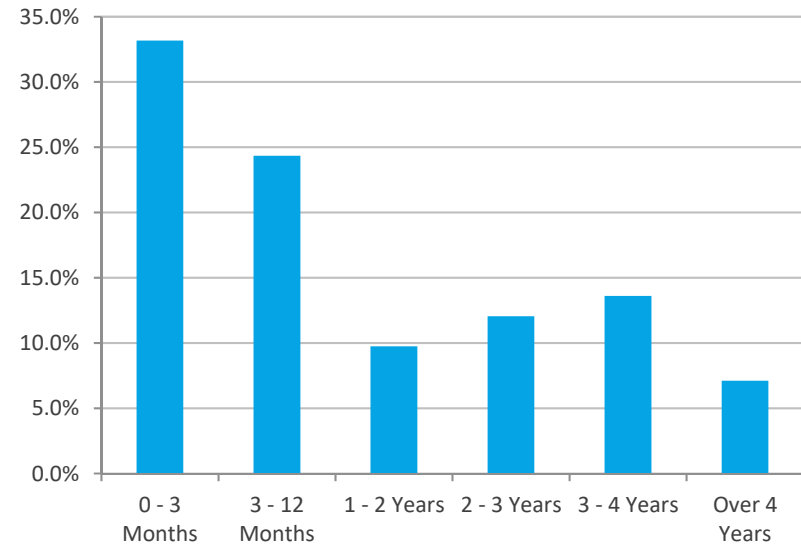


Notes:

Security ratings are based on the highest rating provided by Moody's, S&P and Fitch and is presented using the S&P ratings scale.

(1) Includes investments that have split ratings between S&P, Moody's and Fitch.

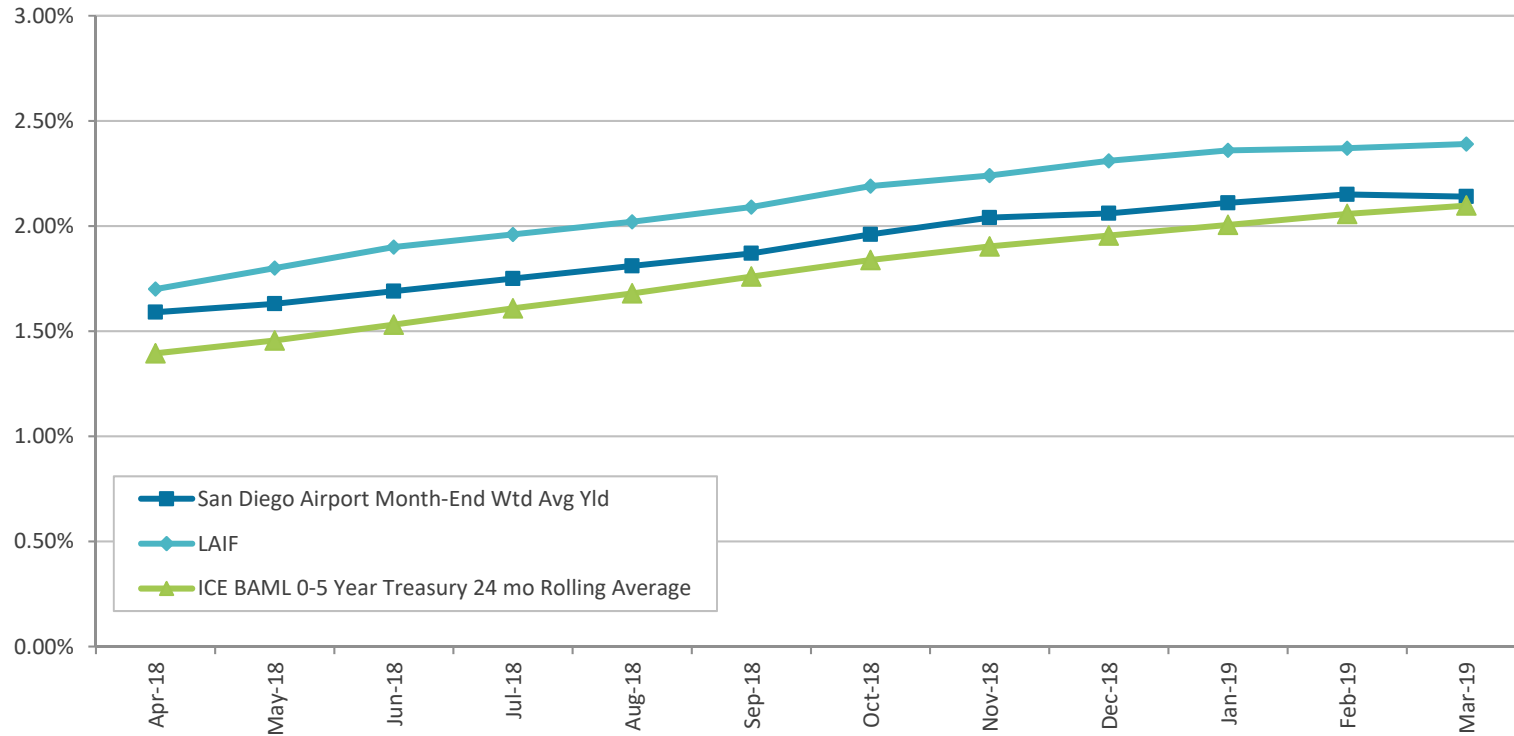
March 31, 2019



Notes:

(1) The 0-3 category includes investments held in LAIF, CalTrust, and the San Diego County Investment Pool.

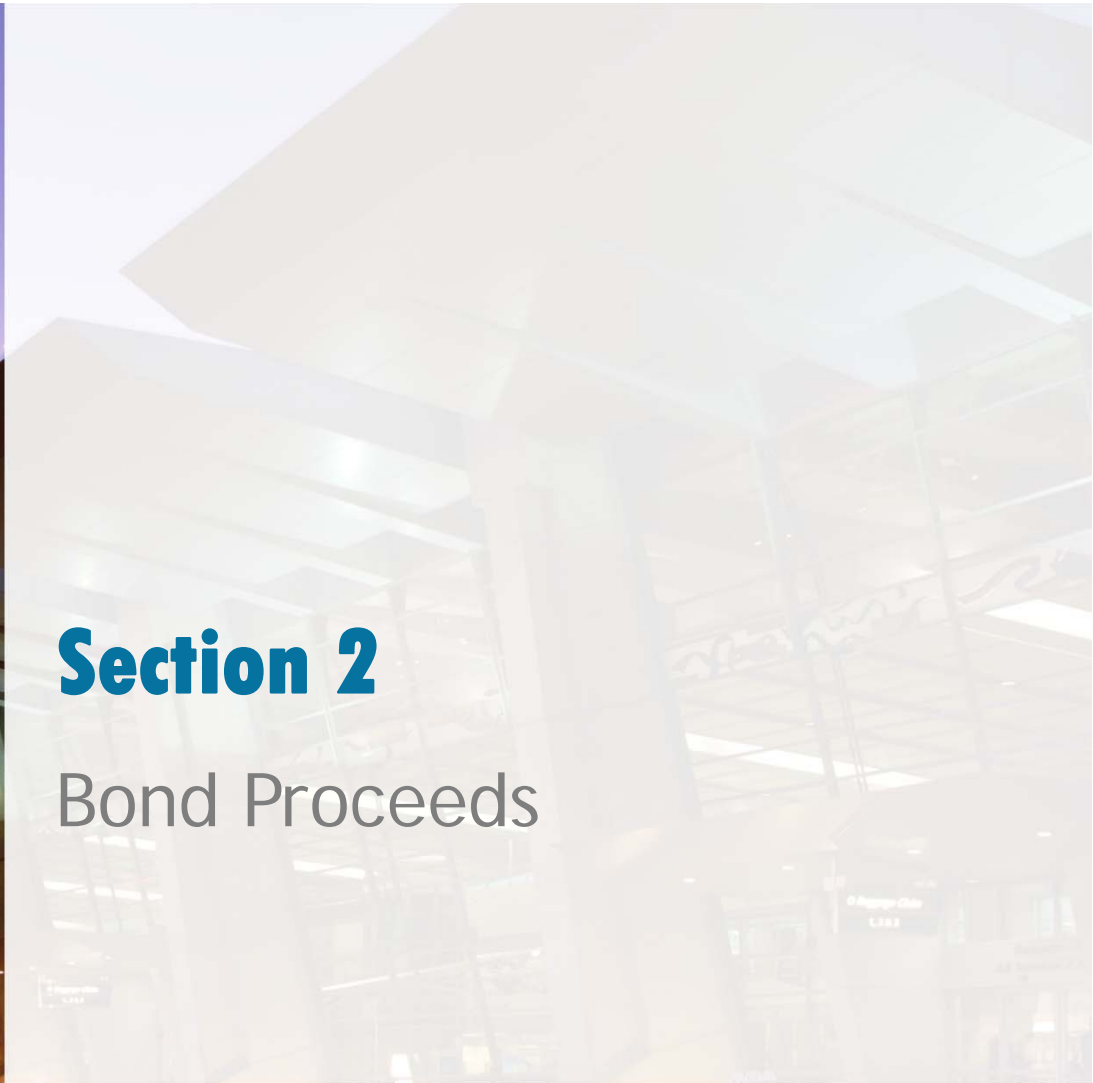
Investment Performance





Section 2

Bond Proceeds



Bond Proceeds

Summary of 2010, 2013, 2014 & 2017 Bond Proceeds ⁽¹⁾

As of March 31, 2019
(in thousands)

	2014 Special Facility Revenue Bond	2010, 2013 and 2017 General Airport Revenue Bonds	Total Bond Proceeds	Yield	Rating
Project Fund					
LAIF	-	8,637	8,637	2.44%	N/R
SDCIP	-	46,312	46,312	2.40%	AAAf
Money Market Fund	-	322	322	2.36%	AAAm
	-	55,271	55,271	2.41%	
Debt Service Reserve & Coverage Funds					
SDCIP	29,372	80,171	109,543	2.40%	AAAf
Torrey Pines Bank CD	-	22,128	22,128	2.00%	N/R
	29,372	102,299	131,671	2.33%	
TOTAL	29,372	157,570	186,942	2.35%	

(1) Bond Proceeds are not included in deposit limits as applied to operating funds.
SDCIP Yield as of February 28, 2019



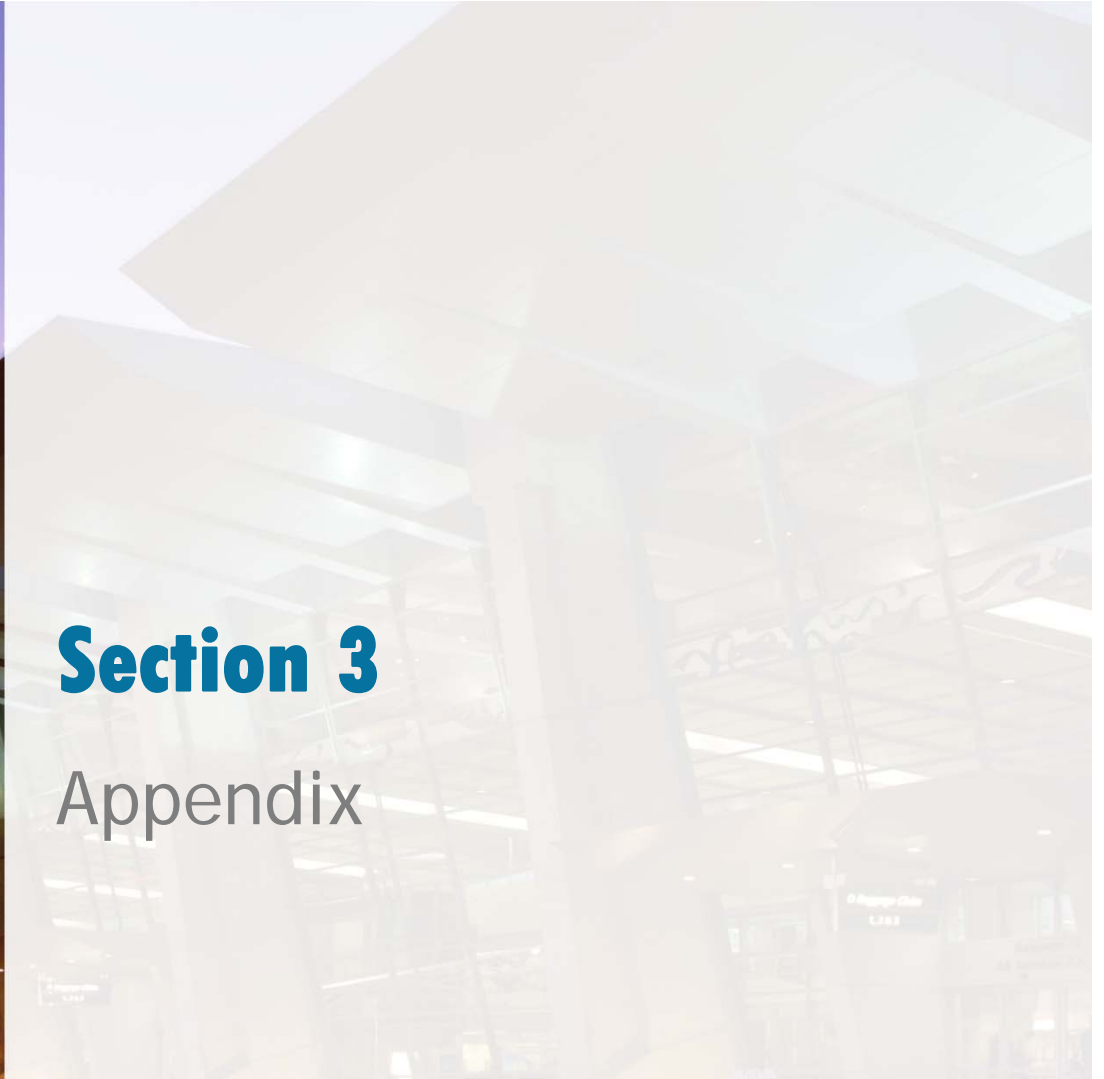
Questions?

● Ticketing
U S Airways



Section 3

Appendix



Compliance

March 31, 2019

This portfolio is a consolidation of assets managed by Chandler Asset Management and assets managed internally by SDCRAA. Chandler relies on SDCRAA to provide accurate information for reporting assets and producing this compliance statement.

Category	Standard	Comment
Treasury Issues	No Limit	Complies
Agency Issues	No Limit	Complies
Supranationals	"AA" rated or better by a Nationally Recognized Statistical Rating Organization ("NRSRO"); 30% maximum; 10% max per issuer; U.S. dollar denominated senior unsecured unsubordinated obligations issued or unconditionally guaranteed by the International Bank for Reconstruction and Development ("IBRD"), the International Finance Corporation ("IFC") or the Inter-American Development Bank ("IADB")	Complies
Municipal Issues	"A" rated or better by a NRSRO; 20% maximum; 5% max per issuer	Complies
Banker's Acceptances	"A-1" rated or equivalent or highest category by a NRSRO; 40% maximum; 5% max per bank; 180 days max maturity	Complies
Commercial Paper	"A-1" rated or equivalent by a NRSRO; or "A" rated issuer or equivalent by a NRSRO, if any long-term debt; 25% maximum; 5% max per issuer (combined with any other securities from that issuer); 270 days max maturity; Entity organized and operating in the U.S. as a general corporation and has total assets >\$500 million; or Entity is organized within the U.S. as a special purpose corporation, trust, or limited liability company and has credit enhancements including, but not limited to, over collateralization, letters of credit, or surety bond.	Complies
Negotiable Certificates of Deposit ("NCD")	"A" rated issuer or better by a NRSRO; 30% maximum; 5% max per issuer (combined with any other securities from that issuer); Issued by nationally or state-chartered bank, a state or federal savings institution or by a federally licensed or state licensed branch of a foreign bank.	Complies
Time Deposits/Certificates of Deposit/ Bank Deposit	Bank Deposits, including, demand deposit accounts, savings accounts, market rate accounts, and time certificates of deposits ("TCD") in financial institutions located in California. 20% maximum; 5% max per TCD issuer in excess of FDIC limit (combined with other securities from that issuer); 3 years max maturity; Financial institutions with net worth of \$10 million and total assets of \$50 million; Deposits in each bank limited to 5% max of the total assets of bank; To be eligible to receive Authority deposits, financial institution must have received a minimum overall satisfactory rating, under the Community Reinvestment Act, for meeting the credit needs of California Communities; Bank Deposits are required to be collateralized as specified by Cal. Gov. Code §53630 et seq.; Collateralization may be waived for any portion that is covered by FDIC	Complies
Medium Term Notes	"A" rated or better by a NRSRO; 20% maximum; 5% max per issuer (combined with any other securities from that issuer); Issued by corporations organized and operating within the U.S. or by depository institutions licensed by the U.S.	Complies
Money Market Funds	Highest rating or "AAA" rated by two NRSROs; or SEC registered investment adviser with assets under management in excess of \$500 million and experience greater than 5 years; 20% maximum; 10% per fund; 5% max of total fund balance	Complies
Repurchase Agreements	"A" rated or better by a NRSRO; 1 year max maturity; U.S. Treasury or Federal Agency collateral only	Complies
Local Agency Investment Fund (LAIF)	Max program limit for LAIF; Pursuant to California Gov. Code Section 16429.1	Complies
San Diego County Investment Pool (SDCIP)	Max program limit for LAIF	Complies
Local Government Investment Pool (LGIP)	Max program limit for LAIF	Complies
Prohibited	Inverse floaters, Range notes, Interest-only strips from mortgaged backed securities; Common stocks; Zero interest accrual securities	Complies
Average Maturity	3 years	Complies
Maximum maturity	5 years	Complies

Holdings Report

SDCRAA Consolidated - Account #10566

For the Month Ending March 31, 2019

CUSIP	Security Description	Par Value/Units	Purchase Date Book Yield	Book Value	Mkt Price Mkt YTM	Market Value Accrued Int.	% of Port. Gain/Loss	Moody/S&P Fitch	Maturity Duration
Agency									
3137EADK2	FHLMC Note 1.250% Due 08/01/2019	5,000,000.00	07/08/2016 0.82%	5,064,250.00	99.60 2.46%	4,979,900.00 10,416.67	0.95% (84,350.00)	Aaa / AA+ AAA	0.34 0.33
3135G0N33	FNMA Note 0.875% Due 08/02/2019	7,800,000.00	08/02/2016 0.93%	7,786,896.00	99.47 2.46%	7,758,753.60 11,185.42	1.48% (28,142.40)	Aaa / AA+ AAA	0.34 0.33
3130A8Y72	FHLB Note 0.875% Due 08/05/2019	12,000,000.00	10/21/2016 1.03%	11,948,160.00	99.45 2.47%	11,934,348.00 16,333.33	2.27% (13,812.00)	Aaa / AA+ AAA	0.35 0.34
3135G0P49	FNMA Note 1.000% Due 08/28/2019	13,500,000.00	09/06/2016 1.06%	13,477,860.00	99.40 2.45%	13,419,364.50 11,625.00	2.55% (58,495.50)	Aaa / AA+ AAA	0.41 0.41
3130A9EP2	FHLB Note 1.000% Due 09/26/2019	10,000,000.00	10/07/2016 1.09%	9,972,700.00	99.31 2.45%	9,930,500.00 1,388.89	1.89% (42,200.00)	Aaa / AA+ AAA	0.49 0.48
3135G0T29	FNMA Note 1.500% Due 02/28/2020	13,035,000.00	02/28/2017 1.58%	13,003,050.30	99.17 2.43%	12,926,666.12 17,923.13	2.46% (76,384.18)	Aaa / AA+ AAA	0.92 0.90
313378J77	FHLB Note 1.875% Due 03/13/2020	3,000,000.00	05/16/2017 1.57%	3,025,080.00	99.45 2.46%	2,983,554.00 2,812.50	0.57% (41,526.00)	Aaa / AA+ NR	0.95 0.93
313370U55	FHLB Note 2.875% Due 09/11/2020	5,000,000.00	10/30/2018 2.90%	4,997,450.00	100.66 2.41%	5,033,075.00 7,986.11	0.96% 35,625.00	Aaa / AA+ AAA	1.45 1.41
3135G0U84	FNMA Note 2.875% Due 10/30/2020	5,000,000.00	10/30/2018 2.91%	4,996,750.00	100.84 2.32%	5,042,215.00 59,895.83	0.97% 45,465.00	Aaa / AA+ AAA	1.59 1.52
313371U79	FHLB Note 3.125% Due 12/11/2020	4,500,000.00	11/29/2018 2.86%	4,523,220.00	101.21 2.39%	4,554,279.00 42,968.75	0.87% 31,059.00	Aaa / AA+ AAA	1.70 1.63
3130AF5B9	FHLB Note 3.000% Due 10/12/2021	4,500,000.00	10/22/2018 3.05%	4,493,385.00	101.72 2.30%	4,577,499.00 63,375.00	0.88% 84,114.00	Aaa / AA+ NR	2.54 2.40

Holdings Report

SDCRAA Consolidated - Account #10566

For the Month Ending March 31, 2019

CUSIP	Security Description	Par Value/Units	Purchase Date Book Yield	Book Value	Mkt Price Mkt YTM	Market Value Accrued Int.	% of Port. Gain/Loss	Moody/S&P Fitch	Maturity Duration
3130AEBM1	FHLB Note 2.750% Due 06/10/2022	7,150,000.00	Various 2.82%	7,131,662.00	101.37 2.30%	7,247,826.30 60,626.05	1.39% 116,164.30	Aaa / AA+ NR	3.20 3.02
313383WD9	FHLB Note 3.125% Due 09/09/2022	4,000,000.00	09/27/2018 3.00%	4,019,040.00	102.74 2.29%	4,109,756.00 7,638.89	0.78% 90,716.00	Aaa / AA+ AAA	3.45 3.25
3130A3KM5	FHLB Note 2.500% Due 12/09/2022	6,000,000.00	08/16/2018 2.81%	5,924,640.00	100.78 2.28%	6,046,590.00 46,666.67	1.16% 121,950.00	Aaa / AA+ NR	3.70 3.48
313383QR5	FHLB Note 3.250% Due 06/09/2023	4,900,000.00	09/11/2018 2.97%	4,959,045.00	103.75 2.31%	5,083,750.00 49,544.44	0.98% 124,705.00	Aaa / AA+ NR	4.19 3.87
3133EJUS6	FFCB Note 2.875% Due 07/17/2023	6,000,000.00	02/07/2019 2.56%	6,078,480.00	102.19 2.33%	6,131,664.00 35,458.33	1.17% 53,184.00	Aaa / AA+ AAA	4.30 4.00
313383YJ4	FHLB Note 3.375% Due 09/08/2023	7,000,000.00	Various 2.65%	7,219,535.00	104.61 2.28%	7,322,357.00 15,093.75	1.40% 102,822.00	Aaa / AA+ NR	4.44 4.11
3130A0F70	FHLB Note 3.375% Due 12/08/2023	6,850,000.00	Various 2.75%	7,045,064.00	104.55 2.34%	7,161,558.55 72,567.19	1.38% 116,494.55	Aaa / AA+ AAA	4.69 4.29
TOTAL Agency		125,235,000.00	1.98%	125,666,267.30	2.39%	126,243,656.07 533,505.95	24.11% 577,388.77	Aaa / AA+ Aaa	1.92 1.81
Cash									
PP2118\$00	U.S. Bank Checking Account	46,977.04	Various 0.00%	46,977.04	1.00 0.00%	46,977.04 0.00	0.01% 0.00	NR / NR NR	0.00 0.00
PP2118V\$7	EastWest Bank Deposit Account	25,379,873.05	Various 2.47%	25,379,873.05	1.00 2.47%	25,379,873.05 0.00	4.83% 0.00	NR / NR NR	0.00 0.00

Holdings Report

SDCRAA Consolidated - Account #10566

For the Month Ending March 31, 2019

CUSIP	Security Description	Par Value/Units	Purchase Date Book Yield	Book Value	Mkt Price Mkt YTM	Market Value Accrued Int.	% of Port. Gain/Loss	Moody/S&P Fitch	Maturity Duration
Cash									
PP2118V\$8	EastWest Bank Deposit Account	106,932.81	Various 1.81%	106,932.81	1.00 1.81%	106,932.81 0.00	0.02% 0.00	NR / NR NR	0.00 0.00
PP2118V\$9	U.S. Bank Checking Account	17,254,967.47	Various 0.00%	17,254,967.47	1.00 0.00%	17,254,967.47 0.00	3.28% 0.00	NR / NR NR	0.00 0.00
TOTAL Cash		42,788,750.37	1.47%	42,788,750.37	1.47%	42,788,750.37 0.00	8.14% 0.00	NR / NR NR	0.00 0.00
Collateralized CD									
PP2118V\$5	EastWest Bank Collateralized CD 1.550% Due 07/07/2019	10,659,654.37	Various 1.56%	10,659,654.37	100.00 1.56%	10,659,654.37 452.68	2.03% 0.00	NR / NR NR	0.27 0.27
PP2118\$02	EastWest Bank Collateralized CD 2.600% Due 10/24/2019	5,185,066.13	Various 2.60%	5,185,066.13	100.00 2.60%	5,185,066.13 2,954.78	0.99% 0.00	NR / NR NR	0.57 0.56
TOTAL Collateralized CD		15,844,720.50	1.90%	15,844,720.50	1.90%	15,844,720.50 3,407.46	3.01% 0.00	NR / NR NR	0.37 0.36
LAIF									
90LAIF\$00	Local Agency Investment Fund State Pool	49,482,485.75	Various 2.44%	49,482,485.75	1.00 2.44%	49,482,485.75 291,856.47	9.46% 0.00	NR / NR NR	0.00 0.00
TOTAL LAIF		49,482,485.75	2.44%	49,482,485.75	2.44%	49,482,485.75 291,856.47	9.46% 0.00	NR / NR NR	0.00 0.00

Holdings Report

SDCRAA Consolidated - Account #10566

For the Month Ending March 31, 2019

CUSIP	Security Description	Par Value/Units	Purchase Date Book Yield	Book Value	Mkt Price Mkt YTM	Market Value Accrued Int.	% of Port. Gain/Loss	Moody/S&P Fitch	Maturity Duration
Local Gov Investment Pool									
90SDCP\$00	County of San Diego Pooled Investment Pool	56,423,809.00	Various 2.40%	56,423,809.00	1.00 2.40%	56,423,809.00 0.00	10.73% 0.00	NR / NR AAA	0.00 0.00
09CATR\$04	CalTrust Short Term Fund	1,578,163.29	Various 2.51%	15,797,456.63	10.03 2.51%	15,828,977.77 0.00	3.01% 31,521.14	NR / AA NR	0.00 0.00
TOTAL Local Gov Investment Pool		58,001,972.29	2.42%	72,221,265.63	2.42%	72,252,786.77 0.00	13.74% 31,521.14	NR / AA Aaa	0.00 0.00
Money Market Fund FI									
262006307	Dreyfus Gov't Cash Management Money Market Fund	1,049,365.24	Various 2.09%	1,049,365.24	1.00 2.09%	1,049,365.24 0.00	0.20% 0.00	Aaa / AAA NR	0.00 0.00
TOTAL Money Market Fund FI		1,049,365.24	2.09%	1,049,365.24	2.09%	1,049,365.24 0.00	0.20% 0.00	Aaa / AAA NR	0.00 0.00
Negotiable CD									
06417GUE6	Bank of Nova Scotia Yankee CD 1.910% Due 04/05/2019	4,000,000.00	04/06/2017 1.91%	4,000,000.00	99.99 2.94%	3,999,412.00 37,775.56	0.77% (588.00)	Aa2 / A+ NR	0.01 0.01
86563YVNO	Sumitomo Mitsui Bank NY Yankee CD 2.050% Due 05/03/2019	3,000,000.00	05/04/2017 2.05%	3,000,000.00	99.95 2.53%	2,998,629.00 25,454.17	0.58% (1,371.00)	A1 / A A	0.09 0.09
83050FXT3	Skandinav Enskilda BK NY Yankee CD 1.840% Due 08/02/2019	5,750,000.00	08/04/2017 1.86%	5,747,757.50	99.74 2.60%	5,734,883.25 17,045.56	1.09% (12,874.25)	Aa3 / A+ AA-	0.34 0.34

Holdings Report

SDCRAA Consolidated - Account #10566

For the Month Ending March 31, 2019

CUSIP	Security Description	Par Value/Units	Purchase Date Book Yield	Book Value	Mkt Price Mkt YTM	Market Value Accrued Int.	% of Port. Gain/Loss	Moody/S&P Fitch	Maturity Duration
Negotiable CD									
89114MNQ6	Toronto Dominion Bank Yankee CD 3.090% Due 12/02/2019	5,000,000.00	11/29/2018 3.09%	5,000,000.00	100.00 3.09%	5,000,000.00 52,358.33	0.96% 0.00	P-1 / A-1+ F-1+	0.67 0.66
90333VK82	US Bank National Association Negotiable CD 2.450% Due 02/28/2020	4,000,000.00	02/28/2019 2.45%	4,000,000.00	100.00 2.45%	4,000,000.00 8,711.11	0.76% 0.00	P-1 / A-1+ F-1+	0.92 0.90
87019U6D6	Swedbank Inc Negotiable CD 2.270% Due 11/16/2020	4,000,000.00	11/17/2017 2.27%	4,000,000.00	99.22 2.75%	3,968,712.00 34,302.22	0.76% (31,288.00)	Aa3 / AA- AA-	1.63 1.60
TOTAL Negotiable CD		25,750,000.00	2.28%	25,747,757.50	2.74%	25,701,636.25 175,646.95	4.92% (46,121.25)	Aa2 / AA AA	0.61 0.61
Supranational									
459058FZ1	Intl. Bank Recon & Development Note 1.875% Due 04/21/2020	3,000,000.00	04/28/2017 1.64%	3,020,550.00	99.41 2.44%	2,982,384.00 25,000.00	0.57% (38,166.00)	Aaa / AAA AAA	1.06 1.03
45950KCM0	International Finance Corp Note 2.250% Due 01/25/2021	2,125,000.00	02/13/2018 2.43%	2,113,992.50	99.77 2.38%	2,120,070.00 8,765.63	0.40% 6,077.50	Aaa / AAA NR	1.82 1.76
4581X0CV8	Inter-American Dev Bank Note 1.250% Due 09/14/2021	2,500,000.00	04/03/2018 2.66%	2,385,100.00	97.45 2.33%	2,436,142.50 1,475.69	0.46% 51,042.50	Aaa / NR NR	2.46 2.39
459058FY4	Intl. Bank Recon & Development Note 2.000% Due 01/26/2022	3,000,000.00	03/16/2018 2.73%	2,920,650.00	99.19 2.30%	2,975,817.00 10,833.33	0.57% 55,167.00	Aaa / NR AAA	2.83 2.71
4581X0CN6	Inter-American Dev Bank Note 1.750% Due 04/14/2022	2,000,000.00	09/27/2018 3.03%	1,914,620.00	98.24 2.35%	1,964,786.00 16,236.11	0.38% 50,166.00	Aaa / AAA AAA	3.04 2.91
TOTAL Supranational		12,625,000.00	2.45%	12,354,912.50	2.36%	12,479,199.50 62,310.76	2.38% 124,287.00	Aaa / AAA Aaa	2.20 2.12

Holdings Report

SDCRAA Consolidated - Account #10566

For the Month Ending March 31, 2019

CUSIP	Security Description	Par Value/Units	Purchase Date Book Yield	Book Value	Mkt Price Mkt YTM	Market Value Accrued Int.	% of Port. Gain/Loss	Moody/S&P Fitch	Maturity Duration
US Corporate									
89236TDE2	Toyota Motor Credit Corp Note 1.400% Due 05/20/2019	1,500,000.00	10/14/2016 1.44%	1,498,590.00	99.84 2.58%	1,497,582.00 7,641.67	0.29% (1,008.00)	Aa3 / AA- A+	0.14 0.14
89236TBP9	Toyota Motor Credit Corp Note 2.125% Due 07/18/2019	1,000,000.00	10/14/2016 1.50%	1,016,700.00	99.86 2.59%	998,591.00 4,309.03	0.19% (18,109.00)	Aa3 / AA- A+	0.30 0.29
06406HCW7	Bank of New York Callable Note Cont 8/11/2019 2.300% Due 09/11/2019	2,000,000.00	12/12/2016 1.88%	2,022,140.00	99.85 2.64%	1,997,004.00 2,555.56	0.38% (25,136.00)	A1 / A AA-	0.45 0.44
46625HKA7	JP Morgan Chase Callable Note Cont 12/23/2019 2.250% Due 01/23/2020	3,500,000.00	05/15/2017 2.15%	3,509,345.00	99.64 2.71%	3,487,232.00 14,875.00	0.67% (22,113.00)	A2 / A- AA-	0.82 0.79
166764BP4	Chevron Corp Note 1.991% Due 03/03/2020	3,500,000.00	05/15/2017 1.89%	3,509,660.00	99.46 2.59%	3,481,030.00 5,419.94	0.66% (28,630.00)	Aa2 / AA NR	0.93 0.91
30231GAG7	Exxon Mobil Corp Callable Note Cont 2/6/2020 1.912% Due 03/06/2020	3,000,000.00	07/28/2017 1.76%	3,011,430.00	99.40 2.57%	2,981,940.00 3,983.33	0.57% (29,490.00)	Aaa / AA+ NR	0.93 0.91
69371RN93	Paccar Financial Corp Note 2.800% Due 03/01/2021	1,000,000.00	04/03/2018 2.90%	997,270.00	100.33 2.62%	1,003,252.00 2,333.33	0.19% 5,982.00	A1 / A+ NR	1.92 1.85
911312BP0	UPS Note 2.050% Due 04/01/2021	2,280,000.00	11/14/2017 2.10%	2,276,397.60	99.12 2.51%	2,259,851.64 23,370.00	0.43% (16,545.96)	A1 / A+ NR	2.01 1.93
369550BE7	General Dynamics Corp Note 3.000% Due 05/11/2021	3,000,000.00	06/11/2018 3.14%	2,988,090.00	100.90 2.56%	3,027,096.00 35,000.00	0.58% 39,006.00	A2 / A+ NR	2.12 2.01
02665WBF7	American Honda Finance Note 1.650% Due 07/12/2021	2,000,000.00	07/02/2018 3.13%	1,915,520.00	97.72 2.69%	1,954,438.00 7,241.67	0.37% 38,918.00	A2 / A NR	2.28 2.21
594918BP8	Microsoft Callable Note Cont 7/8/21 1.550% Due 08/08/2021	3,000,000.00	09/15/2017 1.96%	2,954,280.00	97.61 2.60%	2,928,339.00 6,845.83	0.56% (25,941.00)	Aaa / AAA AA+	2.36 2.28

Holdings Report

SDCRAA Consolidated - Account #10566

For the Month Ending March 31, 2019

CUSIP	Security Description	Par Value/Units	Purchase Date Book Yield	Book Value	Mkt Price Mkt YTM	Market Value Accrued Int.	% of Port. Gain/Loss	Moody/S&P Fitch	Maturity Duration
69371RP42	Paccar Financial Corp Note 3.150% Due 08/09/2021	3,000,000.00	08/16/2018 3.09%	3,005,220.00	101.20 2.62%	3,036,090.00 13,650.00	0.58% 30,870.00	A1 / A+ NR	2.36 2.25
74005PAZ7	Praxair Note 3.000% Due 09/01/2021	1,800,000.00	04/03/2018 2.96%	1,802,340.00	100.90 2.61%	1,816,223.40 4,500.00	0.35% 13,883.40	A2 / A NR	2.42 2.31
69353REY0	PNC Bank Callable Note Cont 11/09/2021 2.550% Due 12/09/2021	2,000,000.00	07/13/2018 3.28%	1,953,160.00	99.37 2.79%	1,987,376.00 15,866.67	0.38% 34,216.00	A2 / A A+	2.70 2.56
459200JQ5	IBM Corp Note 2.500% Due 01/27/2022	2,000,000.00	08/16/2018 3.12%	1,960,160.20	99.13 2.82%	1,982,630.01 8,888.89	0.38% 22,469.81	A1 / A A	2.83 2.69
037833AY6	Apple Inc Note 2.150% Due 02/09/2022	4,000,000.00	09/15/2017 2.10%	4,008,680.00	99.00 2.51%	3,960,156.00 12,422.22	0.76% (48,524.00)	Aa1 / AA+ NR	2.87 2.74
74005PBA1	Praxair Callable Note Cont 11/15/2021 2.450% Due 02/15/2022	1,000,000.00	06/11/2018 3.18%	974,800.00	99.98 2.45%	999,844.00 3,130.56	0.19% 25,044.00	A2 / A NR	2.88 2.75
69353RFB9	PNC Bank Callable Note Cont 1/18/2022 2.625% Due 02/17/2022	2,000,000.00	06/11/2018 3.35%	1,950,240.00	99.86 2.67%	1,997,298.00 6,416.67	0.38% 47,058.00	A2 / A A+	2.89 2.75
68389XBB0	Oracle Corp Callable Note Cont 3/15/2022 2.500% Due 05/15/2022	3,000,000.00	07/02/2018 3.24%	2,920,290.00	99.65 2.62%	2,989,371.00 28,333.33	0.57% 69,081.00	A1 / AA- A	3.13 2.96
00440EAU1	Chubb INA Holdings Inc Callable Note Cont 9/3/2022 2.875% Due 11/03/2022	2,000,000.00	09/27/2018 3.47%	1,955,180.00	100.80 2.63%	2,015,984.00 23,638.89	0.39% 60,804.00	A3 / A A	3.60 3.21
24422EUA5	John Deere Capital Corp Note 2.700% Due 01/06/2023	3,500,000.00	Various 3.22%	3,422,355.00	99.81 2.75%	3,493,332.50 22,312.50	0.67% 70,977.50	A2 / A A	3.77 3.53
89236TELS	Toyota Motor Credit Corp Note 2.700% Due 01/11/2023	2,000,000.00	07/13/2018 3.34%	1,946,860.00	100.18 2.65%	2,003,676.00 12,000.00	0.38% 56,816.00	Aa3 / AA- A+	3.79 3.55
44932HAH6	IBM Credit Corp Note 3.000% Due 02/06/2023	2,000,000.00	09/11/2018 3.34%	1,972,280.00	100.75 2.79%	2,015,012.00 9,166.67	0.38% 42,732.00	A1 / A A	3.86 3.60

Holdings Report

SDCRAA Consolidated - Account #10566

For the Month Ending March 31, 2019

CUSIP	Security Description	Par Value/Units	Purchase Date Book Yield	Book Value	Mkt Price Mkt YTM	Market Value Accrued Int.	% of Port. Gain/Loss	Moody/S&P Fitch	Maturity Duration
084670BR8	Berkshire Hathaway Callable Note Cont 1/15/2023 2.750% Due 03/15/2023	2,000,000.00	07/13/2018 3.20%	1,961,020.00	100.60 2.58%	2,011,936.00 2,444.44	0.38% 50,916.00	Aa2 / AA A+	3.96 3.58
931142EK5	Wal-Mart Stores Callable Note Cont 5/26/2023 3.400% Due 06/26/2023	2,000,000.00	09/27/2018 3.31%	2,008,020.00	102.96 2.64%	2,059,260.00 17,944.44	0.39% 51,240.00	Aa2 / AA AA	4.24 3.83
02665WCJ8	American Honda Finance Note 3.450% Due 07/14/2023	2,000,000.00	09/11/2018 3.42%	2,002,420.00	102.76 2.76%	2,055,164.00 14,758.33	0.39% 52,744.00	A2 / A NR	4.29 3.94
89236TFS9	Toyota Motor Credit Corp Note 3.350% Due 01/08/2024	2,000,000.00	02/07/2019 3.07%	2,025,380.00	102.71 2.74%	2,054,242.00 15,447.22	0.39% 28,862.00	Aa3 / AA- A+	4.78 4.36
91159HHV5	US Bancorp Callable Note Cont 1/5/2024 3.375% Due 02/05/2024	2,000,000.00	02/07/2019 3.19%	2,017,220.00	102.34 2.84%	2,046,864.00 10,687.50	0.39% 29,644.00	A1 / A+ AA-	4.85 4.36
097023CC7	Boeing Co Callable Note Cont 2/1/2024 2.800% Due 03/01/2024	3,200,000.00	02/27/2019 2.91%	3,183,392.00	100.13 2.77%	3,204,124.80 11,448.89	0.61% 20,732.80	A2 / A A	4.92 4.48
TOTAL US Corporate		67,280,000.00	2.75%	66,768,439.80	2.65%	67,344,939.35 346,632.58	12.87% 576,499.55	A1 / A+ A+	2.72 2.55
US Treasury									
912828G61	US Treasury Note 1.500% Due 11/30/2019	13,400,000.00	12/05/2016 1.46%	13,416,750.00	99.38 2.45%	13,316,250.00 67,368.13	2.54% (100,500.00)	Aaa / AA+ AAA	0.67 0.66
912828H52	US Treasury Note 1.250% Due 01/31/2020	7,000,000.00	01/09/2017 1.53%	6,940,820.31	99.03 2.43%	6,931,911.00 14,502.76	1.32% (8,909.31)	Aaa / AA+ AAA	0.84 0.82
912828XE5	US Treasury Note 1.500% Due 05/31/2020	5,000,000.00	05/11/2017 1.58%	4,987,695.31	98.96 2.41%	4,948,045.00 25,137.36	0.95% (39,650.31)	Aaa / AA+ AAA	1.17 1.14
912828XM7	US Treasury Note 1.625% Due 07/31/2020	5,400,000.00	07/28/2017 1.56%	5,410,968.75	99.00 2.39%	5,345,789.40 14,544.20	1.02% (65,179.35)	Aaa / AA+ AAA	1.34 1.31

Holdings Report

SDCRAA Consolidated - Account #10566

For the Month Ending March 31, 2019

CUSIP	Security Description	Par Value/Units	Purchase Date Book Yield	Book Value	Mkt Price Mkt YTM	Market Value Accrued Int.	% of Port. Gain/Loss	Moody/S&P Fitch	Maturity Duration
9128283G3	US Treasury Note 1.750% Due 11/15/2020	7,700,000.00	11/20/2017 1.83%	7,683,156.25	99.06 2.34%	7,627,512.20 50,996.55	1.46% (55,644.05)	Aaa / AA+ AAA	1.63 1.58
912828P87	US Treasury Note 1.125% Due 02/28/2021	8,500,000.00	10/13/2017 1.73%	8,331,992.19	97.80 2.30%	8,313,068.00 8,315.22	1.58% (18,924.19)	Aaa / AA+ AAA	1.92 1.88
912828Q37	US Treasury Note 1.250% Due 03/31/2021	3,500,000.00	10/25/2017 1.84%	3,431,230.47	98.02 2.27%	3,430,819.00 119.54	0.65% (411.47)	Aaa / AA+ AAA	2.00 1.96
912828WG1	US Treasury Note 2.250% Due 04/30/2021	7,700,000.00	11/20/2017 1.90%	7,789,632.81	99.93 2.28%	7,694,586.90 72,745.86	1.48% (95,045.91)	Aaa / AA+ AAA	2.08 2.00
912828D72	US Treasury Note 2.000% Due 08/31/2021	8,500,000.00	10/13/2017 1.81%	8,560,761.72	99.37 2.27%	8,446,543.50 14,782.61	1.61% (114,218.22)	Aaa / AA+ AAA	2.42 2.34
912828T67	US Treasury Note 1.250% Due 10/31/2021	7,700,000.00	11/20/2017 1.96%	7,492,761.72	97.48 2.26%	7,505,998.50 40,414.36	1.43% 13,236.78	Aaa / AA+ AAA	2.59 2.51
912828WZ9	US Treasury Note 1.750% Due 04/30/2022	2,750,000.00	11/17/2017 2.00%	2,720,781.25	98.54 2.24%	2,709,718.00 20,228.37	0.52% (11,063.25)	Aaa / AA+ AAA	3.08 2.96
912828SV3	US Treasury Note 1.750% Due 05/15/2022	8,200,000.00	12/05/2017 2.09%	8,080,843.75	98.54 2.24%	8,079,886.40 54,308.01	1.55% (957.35)	Aaa / AA+ AAA	3.13 3.00
912828XW5	US Treasury Note 1.750% Due 06/30/2022	8,200,000.00	12/05/2017 2.13%	8,063,546.88	98.49 2.23%	8,076,360.40 36,073.20	1.54% 12,813.52	Aaa / AA+ AAA	3.25 3.13
912828L24	US Treasury Note 1.875% Due 08/31/2022	8,200,000.00	12/05/2017 2.14%	8,101,984.38	98.81 2.24%	8,102,625.00 13,369.57	1.54% 640.62	Aaa / AA+ AAA	3.42 3.28

Holdings Report

SDCRAA Consolidated - Account #10566

For the Month Ending March 31, 2019

CUSIP	Security Description	Par Value/Units	Purchase Date Book Yield	Book Value	Mkt Price Mkt YTM	Market Value Accrued Int.	% of Port. Gain/Loss	Moody/S&P Fitch	Maturity Duration
912828L57	US Treasury Note 1.750% Due 09/30/2022	10,500,000.00	01/19/2018 2.39%	10,204,277.34	98.37 2.24%	10,328,556.00 502.05	1.96% 124,278.66	Aaa / AA+ AAA	3.50 3.37
TOTAL US Treasury		112,250,000.00	1.87%	111,217,203.13	2.31%	110,857,669.30 433,407.79	21.16% (359,533.83)	Aaa / AA+ Aaa	2.19 2.11
TOTAL PORTFOLIO		510,307,294.15	2.14%	523,141,167.72	2.34%	524,045,209.10 1,846,767.96	100.00% 904,041.38	Aa1 / AA Aaa	1.37 1.30
TOTAL MARKET VALUE PLUS ACCRUALS						525,891,977.06			

Transactions Ledger

SDCRAA Consolidated - Account #10566

January 1, 2019 through March 31, 2019

Transaction Type	Settlement Date	CUSIP	Quantity	Security Description	Price	Acq/Disp Yield	Amount	Interest Pur/Sold	Total Amount	Gain/Loss
ACQUISITIONS										
Purchase	01/17/2019	313383YJ4	4,650,000.00	FHLB Note 3.375% Due: 09/08/2023	103.012	2.68%	4,790,058.00	56,235.94	4,846,293.94	0.00
Purchase	02/08/2019	3130A0F70	2,000,000.00	FHLB Note 3.375% Due: 12/08/2023	103.487	2.60%	2,069,740.00	11,250.00	2,080,990.00	0.00
Purchase	02/08/2019	313383YJ4	2,350,000.00	FHLB Note 3.375% Due: 09/08/2023	103.382	2.59%	2,429,477.00	33,046.88	2,462,523.88	0.00
Purchase	02/08/2019	3133EJUS6	6,000,000.00	FFCB Note 2.875% Due: 07/17/2023	101.308	2.56%	6,078,480.00	10,062.50	6,088,542.50	0.00
Purchase	02/11/2019	89236TFS9	2,000,000.00	Toyota Motor Credit Corp Note 3.35% Due: 01/08/2024	101.269	3.07%	2,025,380.00	6,141.67	2,031,521.67	0.00
Purchase	02/11/2019	91159HHV5	2,000,000.00	US Bancorp Callable Note Cont 1/5/2024 3.375% Due: 02/05/2024	100.861	3.19%	2,017,220.00	1,312.50	2,018,532.50	0.00
Purchase	02/28/2019	90333VK82	4,000,000.00	US Bank National Association Negotiable CD 2.45% Due: 02/28/2020	100.000	2.45%	4,000,000.00	0.00	4,000,000.00	0.00
Purchase	03/01/2019	097023CC7	3,200,000.00	Boeing Co Callable Note Cont 2/1/2024 2.8% Due: 03/01/2024	99.481	2.91%	3,183,392.00	3,982.22	3,187,374.22	0.00
	Subtotal		26,200,000.00				26,593,747.00	122,031.71	26,715,778.71	0.00
TOTAL ACQUISITIONS			26,200,000.00				26,593,747.00	122,031.71	26,715,778.71	0.00

Transactions Ledger

SDCRAA Consolidated - Account #10566

January 1, 2019 through March 31, 2019

Transaction Type	Settlement Date	CUSIP	Quantity	Security Description	Price	Acq/Disp Yield	Amount	Interest Pur/Sold	Total Amount	Gain/Loss
DISPOSITIONS										
Maturity	01/15/2019	94974BFQ8	4,600,000.00	Wells Fargo Corp Note 2.15% Due: 01/15/2019	100.000		4,600,000.00	0.00	4,600,000.00	-65,642.00
Maturity	02/07/2019	06427KRC3	5,000,000.00	Bank of Montreal Yankee CD 1.88% Due: 02/07/2019	100.000		5,000,000.00	0.00	5,000,000.00	0.00
Maturity	02/28/2019	17275RBB7	3,000,000.00	Cisco Systems Note 1.6% Due: 02/28/2019	100.000		3,000,000.00	0.00	3,000,000.00	-9,900.00
Maturity	02/28/2019	90333VXB1	4,000,000.00	US Bank National Association Negotiable CD 2.05% Due: 02/28/2019	100.000		4,000,000.00	79,950.00	4,079,950.00	0.00
	Subtotal		16,600,000.00				16,600,000.00	79,950.00	16,679,950.00	-75,542.00
TOTAL DISPOSITIONS			16,600,000.00				16,600,000.00	79,950.00	16,679,950.00	-75,542.00

Transactions Ledger for Bonds

SDCRAA Consolidated Bond Reserves - Account #10592

January 1, 2019 through March 31, 2019

Transaction Type	Settlement Date	CUSIP	Quantity	Security Description	Price	Acq/Disp Yield	Amount	Interest Pur/Sold	Total Amount	Gain/Loss
DISPOSITIONS										
Security Withdrawal	02/08/2019	90SDCP\$00	7,663,685.00	County of San Diego Pooled Investment Pool	1.000		7,663,685.00	0.00	7,663,685.00	0.00
Security Withdrawal	02/08/2019	90SDCP\$00	1,645,911.00	County of San Diego Pooled Investment Pool	1.000		1,645,911.00	0.00	1,645,911.00	0.00
Security Withdrawal	03/20/2019	31846V336	11,140,400.00	First American Government Obligation Funds	1.000		11,140,400.00	0.00	11,140,400.00	0.00
	Subtotal		20,449,996.00				20,449,996.00	0.00	20,449,996.00	0.00
TOTAL DISPOSITIONS			20,449,996.00				20,449,996.00	0.00	20,449,996.00	0.00

Important Disclosures

2019 Chandler Asset Management, Inc, An Independent Registered Investment Adviser.

Information contained herein is confidential. Prices are provided by IDC, an independent pricing source. In the event IDC does not provide a price or if the price provided is not reflective of fair market value, Chandler will obtain pricing from an alternative approved third party pricing source in accordance with our written valuation policy and procedures. Our valuation procedures are also disclosed in Item 5 of our Form ADV Part 2A.

Performance results are presented gross-of-advisory fees and represent the client's Total Return. The deduction of advisory fees lowers performance results. These results include the reinvestment of dividends and other earnings. Past performance may not be indicative of future results. Therefore, clients should not assume that future performance of any specific investment or investment strategy will be profitable or equal to past performance levels. All investment strategies have the potential for profit or loss. Economic factors, market conditions or changes in investment strategies, contributions or withdrawals may materially alter the performance and results of your portfolio.

Index returns assume reinvestment of all distributions. Historical performance results for investment indexes generally do not reflect the deduction of transaction and/or custodial charges or the deduction of an investment management fee, the incurrence of which would have the effect of decreasing historical performance results. It is not possible to invest directly in an index.

Source ice Data Indices, LLC ("ICE"), used with permission. ICE permits use of the ICE indices and related data on an "as is" basis; ICE, its affiliates and their respective third party suppliers disclaim any and all warranties and representations, express and/or implied, including any warranties of merchantability or fitness for a particular purpose or use, including the indices, index data and any data included in, related to, or derived therefrom. Neither ICE data, its affiliates or their respective third party providers guarantee the quality, adequacy, accuracy, timeliness or completeness of the indices or the index data or any component thereof, and the indices and index data and all components thereof are provided on an "as is" basis and licensee's use it at licensee's own risk. ICE data, its affiliates and their respective third party do not sponsor, endorse, or recommend chandler asset management, or any of its products or services.

This report is provided for informational purposes only and should not be construed as a specific investment or legal advice. The information contained herein was obtained from sources believed to be reliable as of the date of publication, but may become outdated or superseded at any time without notice. Any opinions or views expressed are based on current market conditions and are subject to change. This report may contain forecasts and forward-looking statements which are inherently limited and should not be relied upon as indicator of future results. Past performance is not indicative of future results. This report is not intended to constitute an offer, solicitation, recommendation or advice regarding any securities or investment strategy and should not be regarded by recipients as a substitute for the exercise of their own judgment.

Fixed income investments are subject to interest, credit and market risk. Interest rate risk: the value of fixed income investments will decline as interest rates rise. Credit risk: the possibility that the borrower may not be able to repay interest and principal. Low rated bonds generally have to pay higher interest rates to attract investors willing to take on greater risk. Market risk: the bond market in general could decline due to economic conditions, especially during periods of rising interest rates.

Ratings information have been provided by Moody's, S&P and Fitch through data feeds we believe to be reliable as of the date of this statement, however we cannot guarantee its accuracy.

Security level ratings for U.S. Agency issued mortgage-backed securities ("MBS") reflect the issuer rating because the securities themselves are not rated. The issuing U.S. Agency guarantees the full and timely payment of both principal and interest and carries a AA+/Aaa/AAA by S&P, Moody's and Fitch respectively.

Benchmark Disclosures

ICE BAML 0-5 Yr US Treasury Index

The ICE BAML 0-5 Year US Treasury Index tracks the performance of US Dollar denominated Sovereign debt publicly issued by the US government in its domestic market with maturities less than three years. Qualifying securities must have at least 18 months to maturity at point of issuance, at least one month and less than five years remaining term to final maturity, a fixed coupon schedule and a minimum amount outstanding of \$1 billion. (Index: GVQA. Please visit www.mlindex.ml.com for more information)



Questions?

EXECUTIVE COMMITTEE

Meeting Date: **APRIL 22, 2019**

Subject:

Pre-Approval of Travel Requests and Approval of Business and Travel Expense Reimbursement Requests for Board Members, the President/CEO, the Chief Auditor and General Counsel

Recommendation:

Pre-approve Travel Requests and approve Business and Travel Expense Reimbursement Requests.

Background/Justification:

Authority Policies 3.30 (2)(b) and (4)(b) require that business expenses reimbursements of Board Members, the President/CEO, the Chief Auditor and the General Counsel be approved by the Executive Committee and presented to the Board for its information at its next regularly scheduled meeting.

Authority Policy 3.40 (2)(b) and (3)(b) require that travel expense reimbursements of Board Members, the President/CEO, the Chief Auditor and the General Counsel be approved by the Executive Committee and presented to the Board for its information at its next regularly scheduled meeting.

The attached reports are being presented to comply with the requirements of Policies 3.30 and 3.40.

Fiscal Impact:

Funds for Business and Travel expenses are included in the FY 2018-2019 Budget.

Environmental Review:

- A. This Board action is not a project that would have a significant effect on the environment as defined by the California Environmental Quality Act (CEQA), as amended. 14 Cal. Code Regs. §15378. This Board action is not a "project" subject to CEQA. Cal. Pub. Res. Code §21065.
- B. California Coastal Act Review: This Board action is not a "development" as defined by the California Coastal Act. Cal. Pub. Res. Code §30106.

Application of Inclusionary Policies:

Not applicable.

Prepared by:

TONY R. RUSSELL
DIRECTOR, BOARD SERVICES/AUTHORITY CLERK

TRAVEL REQUEST

LEE PARRAVANO

**SAN DIEGO COUNTY REGIONAL AIRPORT AUTHORITY
OUT-OF-TOWN TRAVEL REQUEST**

GENERAL INSTRUCTIONS:

- A. All travel requests must conform to applicable provisions of Policies [3.30](#) and [3.40](#).
- B. Personnel traveling at Authority expense shall, consistent with the provisions of Policies [3.30](#) and [3.40](#), use the most economical means available to affect the travel.

1. TRAVELER:

Travelers Name: Lee Parravano Dept: 16

Position: Board Member President/CEO Gen. Counsel Chief Auditor
 All other Authority employees (does not require executive committee administrator approval)

2. DATE OF REQUEST: 4/4/2019 PLANNED DATE OF DEPARTURE/RETURN: 6/9/2019 / 6/12/2019

3. DESTINATIONS/PURPOSE (Provide detailed explanation as to the purpose of the trip– continue on extra sheets of paper as necessary):

Destination: Bloomington, MN (Minneapolis-St. Paul) Purpose: Attend the Association of Airport Internal Auditors (AAIA) 30th Annual Conference

Explanation: The AAIA conference provides networking and training courses specific to airport auditors. I will earn 21 hours of Continuing Professional Education (CPE) toward my annual 40 hour CPE requirement.

4. PROJECTED OUT-OF-TOWN TRAVEL EXPENSES

A. TRANSPORTATION COSTS:

- AIRFARE \$ 400
- *RENTAL CAR (Must complete page 2) \$ _____
- OTHER TRANSPORTATION (Taxi, Train) \$ 30

B. LODGING \$ 550

C. MEALS \$ 100

D. SEMINAR AND CONFERENCE FEES \$ 800

E. ENTERTAINMENT (If applicable) \$ _____

F. OTHER INCIDENTAL EXPENSES \$ 10

TOTAL PROJECTED TRAVEL EXPENSE \$ 1,890

*Permitted in limited circumstances; must be pre-approved. Provide a copy of Out-of-Town Travel Request form to Risk Management prior to travel in order to obtain insurance identification card covering rental period.

CERTIFICATION BY TRAVELER By my signature below, I certify that the above listed out-of-town travel and associated expenses conform to the Authority's Policies [3.30](#) and [3.40](#) and are reasonable and directly related to the Authority's business.

Travelers Signature:  Date: 4/5/19

CERTIFICATION BY ADMINISTRATOR (Where Administrator is the Executive Committee, the Authority Clerk's signature is required).

By my signature below, I certify the following:


1. I have conscientiously reviewed the above out-of-town travel request and the details provided on the reverse.
2. The concerned out-of-town travel and all identified expenses are necessary for the advancement of the Authority's business and reasonable in comparison to the anticipated benefit to the Authority.
3. The concerned out-of-town travel and all identified expenses conform to the requirements and intent of Authority's Policies [3.30](#) and [3.40](#).

Administrator's Signature: _____ Date: _____

AUTHORITY CLERK CERTIFICATION ON BEHALF OF EXECUTIVE COMMITTEE

I, _____, hereby certify that this document was approved
(Please leave blank. Whoever clerk's the meeting will insert their name and title.)

by the Executive Committee at its _____ meeting.
(Leave blank and we will insert the meeting date.)



Association of
Airport Internal Auditors
**30TH ANNUAL
CONFERENCE**

Minneapolis-St. Paul, MN
June 9-12, 2019





Mall of America® is more than a shopping mall near the Twin Cities. It's over 520 shops full of tax-free shopping and 50 restaurants full of delicious food. It's Nickelodeon Universe®, SEA LIFE® Minnesota Aquarium, FlyOver America, Crayola Experience, and more – all under one roof.

Most of all, it's an unforgettable experience. And it's all right here in Bloomington, MN. Come see what's in store.

bloomingtonmn.org/things-to-do/mallofamerica

mallofamerica.com

Registration Information

CPE

The AAIA has put together an educational and stimulating agenda which qualifies for 21 hours of continuing professional education (CPE).

registration fee, conference registration must be complete by **May 1st, 2019** and payment must be received by **May 15th, 2019**. Registration completed after May 1st will be processed at the standard registration rate.

REGISTRATION FEES

Registration Type	Registration Fee
Early Registration AAIA Member (Prior to 5/1).....	\$800
Early Registration Non AAIA Member (Prior to 5/1).....	\$925
Standard Registration AAIA Member (After 5/1).....	\$900
Standard Registration Non AAIA Member (After 5/1).....	\$1,025
Guest Fee.....	\$100

Please note you are considered fully registered to the conference only when payment (Check or Credit Card) has been received and you have completed the registration forms online.

You will be able to make credit card payment at the time of registration. If you wish to pay by check, please complete the registration online and mail your check to the following address:

As in the past two years, the AAIA will utilize an online registration service. This link is available at airport-auditors.com. In order to qualify for the early

Association of Airport Internal Auditors
c/o Michael Gee, Co-Treasurer

Metropolitan Airports Commission
6040 28th Avenue South
Minneapolis, MN 55450-2799

Email: treasurer@airport-auditors.com



Conference Hotel

EMBASSY SUITES MINNEAPOLIS AIRPORT

Welcome to Embassy Suites Minneapolis - Airport hotel. Just one mile from Minneapolis St. Paul International Airport (MSP), the hotel is located in Bloomington, Minnesota. The closest Embassy Suites to MSP Airport and the Mall of America.

For your convenience, the hotel provides complimentary shuttle transportation to Mall of America and MSP Airport. Hiawatha Light Rail, located directly across the street from the hotel, offers guests an easy commute to downtown Minneapolis and St. Paul.



Relax in a spacious two-room suite with separate living and sleeping areas, two HDTVs, wet bar, refrigerator, microwave and WiFi. Start the day with a complimentary cooked-to-order breakfast, and each evening, relax with your group or meet new friends during our Evening Reception with complimentary refreshments. **For registered hotel guests only.** All guests enjoy access to our full-service fitness center and indoor pool.

A block of rooms for single occupancy has been reserved at the Embassy Suites Minneapolis Airport at a conference rate of **\$159 + Tax (14.525%) per night**. An extra charge may apply for 2 or more guests sharing the same guestroom.



Embassy Suites Minneapolis Airport

7901 34th Avenue South

Bloomington, Minnesota 55425

Local: 952-854-1000

RESERVATIONS

Reservations may be made via credit card using one of the following options:

Group Webpage:

group.embassysuites.com:2019aaia30thannualconference

Hotel Webpage:

embassysuites.com

Enter in the dates of stay, and then select 'add special rate code.' In the 'Group Code' box, enter the following: **AAI**

Telephone: Call 952-854-1000 or 1-800-Embassy, and let them know you need to make a reservation in the 2019 AAIA 30th Annual Conference block. Let them know the Group Code: **AAI**

The **cutoff date** for guaranteed hotel rates is **May 15, 2019**. At that time, the remaining rooms in the block will be released and there will be no guarantee of being able to reserve a room at the conference rates. Check-in time is 4:00pm and check-out time is 12:00pm.

 **CPE Letter****ASSOCIATION OF AIRPORT INTERNAL AUDITORS**

30th Annual Conference, Minneapolis-St. Paul

June 9-12, 2019

Learning Objectives: Participants will gain an understanding of various airport business practices and learn techniques to monitor or audit various airport tenant activities. The conference sessions will provide ideas of where to focus limited time and resources, tips to improve practices, and will discuss actual approaches to audit airport operations, tenants, and contractors.

Program Description: Speakers from the profession, consulting firms, public accounting, and government will present ideas, concepts, and other industry-specific audit content. Topics include audits of concessions, parking, rental cars, construction, risk, fraud, communication skills and tips in using information technology to enhance audit capabilities. See the conference agenda above for more information.

Program Level: Entry level to intermediate. Sessions are designed for auditors or financial staff charged with overseeing the contractual requirements of airport tenants and other airport-related processes. Material is designed for participants who have experience auditing and managing airport operations and tenants, as well as for participants new to the airport environment.

Prerequisites: None

Advanced Preparation: No advance preparation is required.

Delivery Method: Group Live.

Recommended CPE and Fields of Study: All participants are eligible to receive up to 21 CPE credits. See Agenda for Fields of Study.

Registration Instructions and Attendance Requirements: Conference fees are included in the registration package herein and can also be obtained from the Association's website: www.airport-auditors.com. In order to be awarded full credit hours, participants must be present, and register attendance and departure on Sign-In Sheets.

Refund/Cancellation Policy: Refunds in full must be requested in writing by May 15, 2019. Refund requests should be sent via email to Michael Gee at Mike.Gee@mspmac.org. No refunds will be granted after May 15, 2019; however, the remitting organization can send another participant in place of the original registrant.

Contact Information and Complaint Concerns Resolution Policy: For more information regarding refunds, complaints, concerns, and/or program cancellation policies, please contact Janice Mirarchi at 215.937.6982 or Janice.Mirarchi@phl.org. Written complaints or concerns should be addressed to:

Janice Mirarchi

Contracts Audit Supervisor, Division of Aviation

Philadelphia International Airport

Terminal E, 3rd Floor

Philadelphia, PA 19153



The Association of Airport Internal Auditors is registered with the National Association of State Boards of Accountancy (NASBA), as a sponsor of continuing professional education on the National Registry of CPE Sponsors. State boards of accountancy have final authority on the acceptance of individual courses for CPE credit. Complaints regarding registered sponsors may be addressed to the National Registry of CPE Sponsors, website: www.nasbaregistry.org

BUSINESS EXPENSE

KIM BECKER

SAN DIEGO COUNTY REGIONAL AIRPORT AUTHORITY

BUSINESS EXPENSE REIMBURSEMENT REPORT

January & February 2019

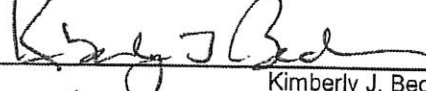
Period Covered

Kimberly J. Becker

DATE	G/L Account	Description				AMOUNT
01/30/19	66240.100	Dinner	Communications Strategy Discussion			
02/20/19	66290.000	Parking	Meeting with Mayor Faulconer		54.26	\$ 125.60
02/20/19	66240.100	Dinner	Meet & Greet with Nora Vargas			\$ 15.00
02/20/19	66290.000	Parking	Meet & Greet with Nora Vargas			\$ 24.00
02/28/19	66290.000	Parking	Marketing Summit at Petco Park			\$ 1.25
						\$ 10.00
TOTAL						\$ 175.85


I acknowledge that I have read, understand and agree to Authority *Policy 3.30 - Business Expense Reimbursement Policy and that any purchases that are not allowed will be my responsibility. I further certify that this report of business expenses were incurred in connection with official Authority business and is true and correct.

* Policy 3.30


 NAME Kimberly J. Becker

DATE 3/18/19

Approved by the Executive Committee at its March 25, 2019 meeting.


 Asst Authority Clerk

BER Resubmitted to reflect correction of 01/30/19 DINNER receipt.

Casey Diane

Subject: Communications Strategy Discussion - Barbara Chodos and Rachel Laing
Location: Craft & Commerce, 675 W. Beech Street, San Diego, CA 92101 (619.269.2202)
Start: Wed 1/30/2019 5:15 PM
End: Wed 1/30/2019 7:45 PM
Show Time As: Out of Office
Recurrence: (none)
Meeting Status: Meeting organizer
Organizer: Becker Kimberly
Required Attendees: rachel@laingstrategic.com; bchodos@sdbj.com
Categories: Out of Office

*Barbara Chodos
 SD Business Journal
 Rachel Laing
 Laing Consulting*

Open Table Confirmation #72144

Craft & Commerce
 675 W Beech St
 San Diego CA 92101
 [619] 269-2202
 Date: Jan30'19 06:38PM
 Card Type: MC
 Acct #: XXXXXXXXXXXX8006
 Card Entry: SWIPED
 Trans Type: PURCHASE
 Trans Key: GIG009102624096
 Auth Code: 05754Z
 Check: 2779
 Table: 24/1
 Server: 1010 Olivia E

Subtotal: 105.60

TIP 24.00

TOTAL 129.60

SIGNATURE
 I AGREE TO PAY THE ABOVE TOTAL
 ACCORDING TO MY CARD HOLDER
 AGREEMENT

Craft & Commerce
 675 W Beech St
 San Diego CA, 92101
 [619] 269-2202

1010 Olivia E

Tbl 24/1 Chk 2779 Gst 3
 Jan30'19 05:17PM

HERE
 3 Pot Taco 6.00
 1 Hummus 2.00
 1 Brussel Sprouts 10.00
 1 Fries 6.00
 1 Broccoli 8.00
 1 Squash 10.00

*42.00
 + 3.26 TAX
 45.26
 + 9.00 TIP
 54.26*

SUBTOTAL 98.00
 TAX 7.60
 06:36PM TOTAL DUE 105.60

Providing shelter from the storm
 #cheftedd

*Communications Discussi
 B. Chodos SDBJ
 R Laing*

Casey Diane

Subject: Kim/April, Quarterly Meeting with Mayor Faulconer
Location: Mayor's Office, 202 C Street, 11th Floor, San Diego, CA 92101 (619.236.7739)
Start: Wed 2/20/2019 3:00 PM
End: Wed 2/20/2019 3:30 PM
Show Time As: Out of Office
Recurrence: (none)
Meeting Status: Meeting organizer
Organizer: Becker Kimberly
Required Attendees: Boling April
Optional Attendees: Crowell Holly
Categories: Out of Office

*Kim Becker
April Boling
monthly meeting
with Mayor Faulconer*

Contact

- Michelle Porras
Director of Scheduling
mporras@san Diego.gov
619.236.7739

THIS SIDE UP - ON DASH

WELCOME TO ACE PARKING
LOT 28
2 HOUR PARKING

THIS IS YOUR RECEIPT
Meter: 03010920-3010920
Trans: 026402
Purchase Time:
2:42PM FEB 20 19
SPACE: 003
Price: \$15.00
Card: *****8006
Auth: 07496Z

PERMIT EXPIRES:
4:42PM WED
FEB 20 2019

NO IN/OUT PRIVILEGES
THANKS FOR PARKING
WITH ACE. QUESTIONS
CALL: 800-925-7275

THIS SIDE UP - ON DASH

Dinner -

Craft & Commerce
675 W Beech St
San Diego CA, 92101
[619] 269-2202

Date: Feb20'19 06:57PM
Card Type: MC
Acct #: XXXXXXXXXXXX1802
Card Entry: SWIPED
Trans Type: PURCHASE
Trans Key: KIK008893340896
Auth Code: 621047
Check: 1869
Table: 32/1
Server: 1001 Victoria

Subtotal: 46.87

TIP 8-

TOTAL 54.87

[Signature]

SIGNATURE
I AGREE TO PAY THE ABOVE TOTAL
ACCORDING TO MY CARD ISSUER
AGREEMENT

Parking

City of San Diego
America's Finest City
Wed Feb 20, 2019 05:15 PM
Pole: N-1500W
Trans: 00448
Paid: \$ 1.25

Expires
06:00 PM
02/20/2019

Place on dash - face up

KING RECEIPT PARKING RECEIPT PARKING RECEIPT PARKIN

Craft & Commerce
675 W Beech St
San Diego CA, 92101
[619] 269-2202

1001 Victoria

Tbl 32/1 Chk 1869 Gst 3
Feb20'19 05:35PM

HERE
1 Brussel Sprouts 10.00
1 Broccoli 8.00
1 Pot Taco 2.00

[Redacted items]

SUBTOTAL 87.00
TAX 6.74
06:52PM TOTAL DUE 93.74

Providing shelter from the storm
#cheftedd

Meet & Greet
N. Vargas

\$ 20.00 Food
4.00 TIP

\$ 24.00 Total

Guests: Kim Becker
Nona Vargas
Rachel Laing

Casey Diane

Subject: Meet & Greet - Nora Vargas
Location: Craft & Commerce, 675 W Beech Street, San Diego, CA 92101 (619.269.2202)
Start: Wed 2/20/2019 5:30 PM
End: Wed 2/20/2019 7:00 PM
Show Time As: Out of Office
Recurrence: (none)
Meeting Status: Meeting organizer
Organizer: Becker Kimberly
Required Attendees: rachel@laingstrategic.com; nora@noravargas.com
Optional Attendees: nvargas@planned.org; Castro, Mabi
Categories: Out of Office

Nora Vargas
nora@noravargas.com

Rachel Laing
rachel@laingstrategic.com

Kim Becker
kbecker@san.org

Open Table Confirmation #68068

Nora Vargas
SO Planned

Rachel Laing
Laing Consulting

SAN DIEGO COUNTY REGIONAL AIRPORT AUTHORITY

MISSING RECEIPT FORM

Employee/Department Head must complete form below.

Kimberly J. Becker
President/CEO
Executive Division, BU6

Date of Purchase/Event: February 28, 2019

Description of Item/Event: Parking

Vendor/Event Name: Marketing Summit, Petco Park

Dollar Amount: \$10.00

Reason for Missing Receipt: Lost Receipt

I hereby certify that the original receipt in question was lost or none was issued to me.

Kimberly J. Becker
Employee Signature

3/18/19
Date

Department Head Signature

Date



Meeting: Innovation and Revenue Management Community Partnership Summit
Date: February 28, 2019 – 12:30 pm to 5:00 pm

12:30-1:30 p.m. Networking Lunch with Community Partners

1:30-5:00 p.m. Partnership Summit

- 1:30 – 3:00 Strategy Initiative by Agency
 - o Padres
 - o HMA
 - o Downtown Partnership
 - o EDC
 - o Convention Center
 - o Tourism Authority
 - o SAN
- 3:00 – 3:15 Break
- 3:15 – 4:00 Roundtable Exercises – Finding Synergies
- 4:00 – 5:00 Readouts and Next Steps

**SAN DIEGO COUNTY REGIONAL AIRPORT AUTHORITY
BUSINESS EXPENSE REIMBURSEMENT REPORT**

March 2019

Period Covered

Kimberly J. Becker

DATE	G/L Account	Description		AMOUNT
03/04/19	66240.100	Breakfast	Hob Nob Hill Restaurant	\$ 30.86
03/06/19	66240.100	Lunch	Bali Hai Restaurant	\$ 43.62
03/11/19	66290.000	Parking	Island Prime Restaurant	\$ 11.00
03/12/19	66240.100	Dinner	Great Maple Restaurant	\$ 75.57
03/20/19	66290.000	Parking	Intercontinental Hotel	\$ 15.00
03/04 & 03/07	66290.000	Parking	Meter Charge for 03/04 & 03/07 Mtg	\$ 2.75
				TOTAL
				\$ 178.80

I acknowledge that I have read, understand and agree to Authority *Policy 3.30 - Business Expense Reimbursement Policy and that any purchases that are not allowed will be my responsibility. I further certify that this report of business expenses were incurred in connection with official Authority business and is true and correct.

* Policy 3.30



NAME

Kimberly J. Becker

DATE

4/3/19

Adrian Kwiatkowski
 Transportation Alliance Group
 Re: San Diego Transit Issues

Santos Naty

Subject: Adrian / Kim - Breakfast
Location: Hob Nob Hill Restaurant, 2271 1st Avenue, San Diego, CA 92101 (619.239.8176)
Start: Mon 3/4/2019 7:30 AM
End: Mon 3/4/2019 8:30 AM
Show Time As: Out of Office
Recurrence: (none)
Meeting Status: Meeting organizer
Organizer: Becker Kimberly
Required Attendees: adrian@tagsandiego.com
Optional Attendees: Adrian Kwiatkowski
Categories: Out of Office

Breakfast - Hob Nob Hill

HOB NOB HILL RESTAURANT
 2271 FIRST AVE
 SAN DIEGO CA 92101
 619-239-8176

Term ID: 01277473 Ref #: 273
 Server ID: 1

Sale

XXXXXXXXXXXX8006

MASTERCARD Entry Method: Swiped

Amount: \$ 25.86

Tip: 5-

Total: 3086

03/04/19 08:18:13

Inv #: 273 Appr Code: 04426Z

Apprvd: Online Batch#: 000137

Customer Copy

GUEST CHECK			
Table No.	No. Guests	Date	
30	Duplicate	7/13/766	
1			
2			
3			
4	SCRIB	850	
5	WW		
6			
7			
8			
9			
10			
11			
12			
13			
14			
15	Oat Sp.	900	
16	2 Coffee	Tea	Milk 650
THANK YOU			FOOD
			BEVERAGE
			SUB TOTAL
			TAX
			TOTAL

2400
 186
 2586

GUEST RECEIPT	713766
Date _____	Amount _____

Casey Diane

Subject: Patricia Prado / Kim Becker - Discuss Community Engagement
Location: Bali Hai Restaurant, 2230 Shelter Island Drive, San Diego, CA 92106 (619.222.1181)
Start: Wed 3/6/2019 12:30 PM
End: Wed 3/6/2019 2:00 PM
Show Time As: Out of Office
Recurrence: (none)
Meeting Status: Meeting organizer
Organizer: Becker Kimberly
Required Attendees: pprado@csusm.edu
Optional Attendees: mjones@csusm.edu
Categories: Out of Office

*Patricia Prado
VP- Community Engagement
Cal State University*

Open Table Confirmation #2110131319

Lunch - Bali Hai

BALI HAI RESTAURANT
(619)222-1181 BaliHaiRestaurant.com
0016 TABLE 30 #Party 2
NICHOLAS C SvrCk: 4 12:44 03/06/19
DINING ROOM
COCKTAIL

2 CASHEW CHICKEN SALAD 30.00
1 HERB TEA 3.00
S/C: 3% SURCHARGE * 0.99

Sub Total: 33.99

Tax : 2.63

Sub Total: 36.62

03/06 13:21 TOTAL: 36.62

* A 3% surcharge is added to each guest check, due to increase in costs.
Mahalo!

**** Follow us on ****
Facebook @ BaliHaiRestaurant
Instagram @BaliHaiRestaurant #paradise
Twitter @BaliHaiSD

0016
Server: NICHOLAS C (#409) Rec: 17
03/06/19 13:40, Keyed T: 30 Term: 1

Bali Hai Restaurant
(619)222-1181
MERCHANT #: 000453869042

CARD TYPE ACCOUNT NUMBER
MASTER CARD XXXXXXXXXXXXX8006
00 TRANSACTION APPROVED
AUTHORIZATION #: 09704Z
MID: 45023914465

MASTERCARD: xxxxxxxxxxxxx8006
Approval Code: 09704Z
Entry: CHIP
Add Label: MASTERCARD
AID: A0000000041010
TVR: 0000008000
LAD: 011060100322000000000000000000000000F
TSI: 6800
ARC: 00
CVM: SIGN
Reference: 0306010000016
TRANS TYPE: Credit Card SALE

CHECK : 36.62

TIP : 7.00

TOTAL : 43.62

X _____

Duplicate Copy

CARDHOLDER WILL PAY CARD ISSUER ABOVE AMOUNT PURSUANT TO CARDHOLDER AGREEMENT
PLEASE LEAVE SIGNED COPY FOR SERVER

Casey Diane

Subject: John Duval / Kim Becker - Dinner
Location: Island Prime, 880 Harbor Island Drive, San Diego, CA 92101 (619.298.6802)
Start: Mon 3/11/2019 5:30 PM
End: Mon 3/11/2019 7:30 PM
Show Time As: Out of Office
Recurrence: (none)
Meeting Status: Meeting organizer
Organizer: Becker Kimberly
Required Attendees: jduval@austin-ind.com
Categories: Out of Office

John Duval
Austin Commercial
Re: Future of SAN

Open Table Confirmation #2111194424

Receipt

880 Harbor Island Drive
San Diego, CA 92101

Sale

Receipt Number: 8105421
Arrived: 11 Mar 2019 05:19 PM
Paid: 11 Mar 2019 08:06 PM
Ticket Number: 292459
Payment Method: MasterCard 8000
Approval Code: 105274
Valet Fee: \$7.00
Tip: \$4.00
Total: \$11.00

Parking
Island Prime

We appreciate your business.
Thank you for parking with us.

Casey Diane

Subject: Keith / Kim / Matt - Dinner
Location: Great Maple, 1451 Washington Street, San Diego, CA 92103
Start: Tue 3/12/2019 5:00 PM
End: Tue 3/12/2019 6:30 PM
Show Time As: Out of Office
Recurrence: (none)
Meeting Status: Meeting organizer
Organizer: Becker Kimberly
Required Attendees: kmaddox@unionyes.org; Harris Matt
Optional Attendees: jbarney@unionyes.org; nhernandez@unionyes.org; Armijo Sandra
Categories: Out of Office

- Keith Maddox.
 Trustee - Union Yes
 - matt Harris
 - Kim Becker
 Re: Labor Issues

Dinner - Great maple




Great Maple
 1451 Washington St.
 619-255-2282

Server: Liset 03/12/2019
 4/1 6:42 PM
 Guests: 3 20062

██████████	██████████	
HH Chili FF	6.00	
Salted Caramel Pork Ribs	19.00	
██████████	██████████	
Turkey Bolognese (2 @17.00)	34.00	
Subtotal	59.00	78.00
Tax	4.57	6.04
Total	63.57	84.04
Balance Due	84.04	

Thank You
 Come Again



Great Maple
 1451 Washington St.
 619-255-2282

Server: Liset DOB: 03/12/2019
 06:44 PM 03/12/2019
 4/1 2/20062

SALE

Mastercard 2097201
 Card #XXXXXXXXXXXX8006
 Magnetic card present: BECKER KIMBERLY
 Card Entry Method: S

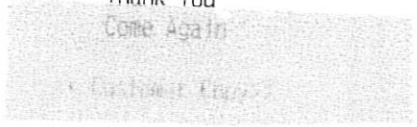
Approval: 02934Z

63.57
 Amount: \$ 84.04
 12.00
 + Tip: 16.00
 = Total: 100.04
 \$ 75.57

I agree to pay the above
 total amount according to the
 card issuer agreement.

Keith J. Becker

Great Maple
 Thank You
 Come Again



Casey Diane

Subject: Kyoto Prize Symposium
Location: InterContinental Hotel 901 Bayfront Ct. San Diego, CA 92101
Start: Wed 3/20/2019 6:00 PM
End: Wed 3/20/2019 9:00 PM
Recurrence: (none)
Meeting Status: Accepted
Organizer: Hawthorne Cynthia
Required Attendees: Cox Greg; Marshall.Anderson@sdcounty.ca.gov; Becker Kimberly (kbecker@san.org); Brown Hampton (hbrown@san.org); Russell Tony; Diekman Susan; Quiroz Maria; Robinson Paul; Trudy@trudystambook.com
Categories: Out of Office

Kyoto Prize Symposium 2019 Kyoto Prize Gala	Wednesday, March 20, 2019 5:30 p.m. – 9:00 p.m.
--------------------------------------------------------	------------------------------------------------------------

InterContinental Hotel
901 Bayfront Ct.
San Diego, CA 92101

This gala will celebrate the 34th annual Kyoto Prize laureates and help fund this year's Scholarships for San Diego County and Tijuana high school students. The event will serve as the distinguished opening ceremony for the 2018 Kyoto Prize Symposium. Recipients of the 2019-2020 Kyoto Prize Scholarships will be announced.

5:30 p.m. – 6:30 p.m. Cocktails and Registration
6:30 p.m. – 9:00 p.m. Opening Ceremony and Dinner

Dress – Black tie

Table of 10
Supervisor Greg Cox
Marshall Anderson (G. Cox guest)
Paul Robinson
Trudy Stambook (P. Robinson guest)
Kim Becker
Hampton Brown
Tony Russell
Susan Diekman
Maria Quiroz
Cynthia Hawthorne
Michael Hawthorne (C. Hawthorne guest)

Parking



ACE PARKING MANAGEMENT, INC.

03/20/19

LOCATION InterContinental Amount Received \$ 15.00

RECEIPT OF PAYMENT

Signed *[Signature]*

Posted transactions

[REDACTED]	[REDACTED]	[REDACTED]	[REDACTED]	⊕
[REDACTED]	[REDACTED]	[REDACTED]	[REDACTED]	⊕
[REDACTED]	[REDACTED]	[REDACTED]	[REDACTED]	⊕
[REDACTED]	[REDACTED]	[REDACTED]	[REDACTED]	⊕
[REDACTED]	[REDACTED]	[REDACTED]	[REDACTED]	⊕
<i>J Sanders mtg Parking</i>	CITYSD PARKING 28881 Mar 7th, 2019	<i>Parking meter Jerry Sanders Breakfast mtg</i>	\$1.25 1 miles	⊕ ✓
[REDACTED]	[REDACTED]	[REDACTED]	[REDACTED]	⊕
[REDACTED]	[REDACTED]	[REDACTED]	[REDACTED]	⊕
<i>Patricia Pinto CS San maria</i>	[REDACTED]	[REDACTED]	[REDACTED]	⊕
<i>Ashim K. Meethy</i>	CITYSD PARKING 28881 Mar 4th, 2019	<i>Parking meter Adrian Kwiatkowski Breakfast mtg</i>	\$1.50 2 miles	⊕
<i>Ashim K mtg</i>	[REDACTED]	[REDACTED]	[REDACTED]	⊕
<i>Golden award</i>	[REDACTED]	[REDACTED]	[REDACTED]	⊕ ✓
<i>N. Vargas meethy</i>	[REDACTED]	[REDACTED]	[REDACTED]	⊕ ✓

March

Casey Diane

Subject: Adrian / Kim - Breakfast
Location: Hob Nob Hill Restaurant, 2271 1st Avenue, San Diego, CA 92101 (619.239.8176)
Start: Mon 3/4/2019 7:30 AM
End: Mon 3/4/2019 8:30 AM
Show Time As: Out of Office
Recurrence: (none)
Meeting Status: Meeting organizer
Organizer: Becker Kimberly
Required Attendees: adrian@tagsandiego.com
Optional Attendees: Adrian Kwiatkowski
Categories: Out of Office

metered parking
\$1.50

Casey Diane

Subject: Jerry / Kim - Breakfast
Location: Hob Nob Hill Restaurant, 2271 1st Avenue, San Diego, CA 92101 (619.239.8176)
Start: Thu 3/7/2019 7:30 AM
End: Thu 3/7/2019 8:30 AM
Show Time As: Out of Office
Recurrence: (none)
Meeting Status: Meeting organizer
Organizer: Becker Kimberly
Required Attendees: jsanders@sdchamber.org
Optional Attendees: rlindell@sdchamber.org
Categories: Out of Office

*metered Parking
\$ 1.25*

A. BOLING

SAN DIEGO COUNTY REGIONAL AIRPORT AUTHORITY

2019

SDCRAA

MAR 28 2019

Board Services


MONTHLY MILEAGE and PARKING FEE REIMBURSEMENT REPORT

EMPLOYEE NAME C. April Boling			PERIOD COVERED March 2019	
DEPARTMENT/DIVISION				
Date	Miles driven	Destination and purpose of trip	Parking fees & other transportation costs paid	\$\$\$
3/6/19	34.00	Barona Resort/SANDAG Board Retreat		
3/12/19	30.50	Coasterra/Lunch w/Kim		
3/14/19	29.40	Airport/ALUC/Board Mtg.		
3/18/19	29.40	Port/SD Port Mtg.		
3/22/19	25.00	SANDAG/BOD Business Mtg.		
3/25/19	29.40	Airport/Exec./Finance Comm. Mtg.		
3/25/19	25.00	SANDAG/Airport Connectivity/Subcommittee Mtg.		
SUBTOTAL	202.70			
			SUBTOTAL	-

Computation of Reimbursement

REIMBURSEMENT RATE: (see below) *	Rate as of January 2019	X	202.70 0.580
TOTAL MILEAGE REIMBURSEMENT			117.57
PARKING FEES/TOLL CHARGES (ATTACH RECEIPTS)			-
TOTAL REIMBURSEMENT REQUESTED			\$ 117.57

I acknowledge that I have read, understand and agree to Authority Policy 3.30 - Business Expense Reimbursement Policy and that any purchases/claims that are not allowed will be my responsibility. I further certify that this report of business expenses were incurred in connection with official Authority business and is true and correct.
Business Expense Reimbursement Policy 3.30


SIGNATURE OF EMPLOYEE

DEPT./DIV. HEAD APPROVAL

J. SCHIAVONI

SAN DIEGO COUNTY REGIONAL AIRPORT AUTHORITY

MAR 25 2019

2019

Board Services

MONTHLY MILEAGE and PARKING FEE REIMBURSEMENT REPORT

EMPLOYEE NAME Johanna Schiavoni			PERIOD COVERED 2/26/2019-3	
DEPARTMENT/DIVISION				
Date	Miles driven	Destination and purpose of trip	Parking fees & other transportation costs paid	\$\$\$
3/21/19	11.20	Courtyard Marriott Liberty Station		
3/25/19	7.70	SDCRAA		
SUBTOTAL	18.90		SUBTOTAL	-

Computation of Reimbursement

	18.90
REIMBURSEMENT RATE: (see below) * Rate as of January	X 0.58
TOTAL MILEAGE REIMBURSEMENT	10.96
PARKING FEES/TOLL CHARGES (ATTACH RECEIPTS)	-
TOTAL REIMBURSEMENT REQUESTED	\$ 10.96

I acknowledge that I have read, understand and agree to *Authority Policy 3.30 - Business Expense Reimbursement Policy and that any purchases/claims that are not allowed will be my responsibility. I further certify that this report of business expenses were incurred in connection with official Authority business and is true and correct.
Business Expense Reimbursement Policy 3.30

Johanna Schiavoni

SIGNATURE OF EMPLOYEE

DEPT./DIV. HEAD APPROVAL

Effective 1/1/2019 - 58

Please use the other tabs for mileage prior to January 1, 2019

TRAVEL EXPENSE

G. COX

**SAN DIEGO COUNTY REGIONAL AIRPORT AUTHORITY
TRAVEL EXPENSE REPORT - Board Members**
(To be completed within 30 days from travel return date)

Board member name: Greg Cox
 Departure Date: 3/30/2019 Return Date: 4/3/2019 Report Due: 5/3/19
 Destination: Mexico City, MX (San Diego Chamber 2019 Binational Delegation to Mexico City)

Please refer to the Authority Travel and Lodging Expense Reimbursement Policy, Article 3, Part 3.4, Section 3.40, outlining appropriate reimbursable expenses and approvals. Please attach all required supporting documentation. All receipts must be detailed, (credit card receipts do not provide sufficient detail). Any special items should be explained in the space provided below.

Business Expense Reimbursement Policy 3.30 ⁴ Travel and Lodging Expense Reimbursement Policy 3.40

	Authority Expenses (Prepaid by Athty)	Board Member Expenses							TOTALS	
		SUNDAY 3/31/19	MONDAY 4/1/19	TUESDAY 4/2/19	WEDNESDAY 4/3/19	THURSDAY	FRIDAY	SATURDAY 3/30/19		
Daily PerDiem Limitations:										
**GSA Daily Hotel Rate or Conference Hotel Rate		339.15	339.15	339.15				339.15		
**GSA Daily Meals, Entertainment & Incidentals (ME&I)		118.00	118.00	118.00				118.00		
Air Fare, Railroad, Bus (attach copy of itinerary w/charges)	480.12								0.00	
Conference Fees (provide copy of flyer/registration expenses)	1,700.00								0.00	
Rental Car									0.00	
Gas and Oil									0.00	
Garage/Parking									0.00	
Mileage - attach mileage form									0.00	
Taxi/Shuttle Fare (include tips pd.) To/From meetings, airport, etc.		11.16			7.87				19.03	
Hotel - Actual Expense Paid - Excluding Taxes		301.16	301.16	301.16				301.16		
Allowable Hotel (Lessor of Actual or GSA Allowance)		301.16	301.16	301.16	0.00	0.00	0.00	301.16	1,204.84	
Hotel Taxes Paid		55.58	55.58	55.58				55.58	222.32	
Telephone, Internet and Fax									0.00	
Laundry									0.00	
Meals, Entertainment & Incidentals (M,E&I):										
Meals (include tips pd.)	Breakfast									
	Lunch									
	Dinner									
	Other Meals									
Entertainment (Hospitality) ¹										
Tips Paid to Maids, Bellhops and other hotel servers										
Taxi/Shuttle Fare (include tips pd.) To/From meal destinations										
Total Meals, Entertainment & Incidentals		0.00	0.00	0.00	0.00	0.00	0.00	0.00		
GSA Allowance for M,E&I (from above)		118.00	118.00	118.00	0.00	0.00	0.00	118.00		
Allowable M,E&I (Lessor of Actual or GSA Allowance)		0.00	0.00	0.00	0.00	0.00	0.00	0.00	0.00	
<i>Alcohol is a non-reimbursable expense</i>										
Miscellaneous: Baggage fee San Diego to Mexico City										
					31.20			30.00	61.20	
									0.00	
									0.00	
Total Expenses		2,180.12	367.90	356.74	356.74	39.07	0.00	0.00	386.74	1,507.19
Grand Trip Total									3,687.31	
Less Cash Advance (attach copy of Authority ck)									0.00	
Less Expenses Prepaid by Authority									2,180.12	
Due Traveler - if positive amount, prepare check request										
Due Authority - if negative, attach check payable to SDCRAA									1,507.19	
<i>Note: Send this report to Accounting even if the amount is \$0.</i>										

Alcohol is a non-reimbursable expense
¹Give names and business affiliations of all persons whose meals were paid by traveler.
 Failure to attach required documentation will result in the delay of processing reimbursement. If you have any questions, please see your department Administrative Assistant or call Accounting at ext. 2806.

I as traveler or administrator acknowledge that I have read, understand and agree to Authority policies 3.40 - Travel and Lodging Expense Reimbursement Policy⁴ and 3.30 - Business Expense Reimbursement Policy⁵ and that any purchases/claims that are not allowed will be my responsibility. I further certify that this report of travel expenses were incurred in connection with official Authority business and is true and correct.

Prepared By: Linda Gehlken Ext.: x2557
 Traveler Signature: Greg Cox Date: 4/16/19
 Administrator's signature: _____ Date: _____

AUTHORITY CLERK CERTIFICATION ON BEHALF OF EXECUTIVE COMMITTEE (To be completed by Clerk)

I, _____ hereby certify that this document was approved by the Executive Committee at it's meeting on _____.
 Clerk Signature: _____ Date: _____

**SAN DIEGO COUNTY REGIONAL AIRPORT AUTHORITY
OUT-OF-TOWN TRAVEL REQUEST**

GENERAL INSTRUCTIONS:

- A. All travel requests must conform to applicable provisions of Policies 3.30 and 3.40.
- B. Personnel traveling at Authority expense shall, consistent with the provisions of Policies 3.30 and 3.40, use the most economical means available to affect the travel.

1. TRAVELER:

Travelers Name: Greg Cox Dept: 02-Board Services
Position: Board Member President/CEO Gen. Counsel Chief Auditor
 All other Authority employees (does not require executive committee administrator approval)

2. DATE OF REQUEST: 1/24/19 PLANNED DATE OF DEPARTURE/RETURN: 3/30/19 / 4/3/19

3. DESTINATIONS/PURPOSE (Provide detailed explanation as to the purpose of the trip— continue on extra sheets of paper as necessary):

Destination: Mexico City, Mexico Purpose: San Diego Chamber - 2019 Binational Delegation to Mexico City
Explanation: _____

4. PROJECTED OUT-OF-TOWN TRAVEL EXPENSES

A. TRANSPORTATION COSTS:	
• AIRFARE	\$ 500.00
• OTHER TRANSPORTATION (Taxi, Train, Car Rental)	\$ 100.00
B. LODGING	\$ 1,200.00
C. MEALS	\$ 100.00
D. SEMINAR AND CONFERENCE FEES	\$ 1,700.00
E. ENTERTAINMENT (If applicable)	\$
F. OTHER INCIDENTAL EXPENSES	\$ 100.00
TOTAL PROJECTED TRAVEL EXPENSE	\$ 3,700.00

CERTIFICATION BY TRAVELER By my signature below, I certify that the above listed out-of-town travel and associated expenses conform to the Authority's Policies 3.30 and 3.40 and are reasonable and directly related to the Authority's business.

Travelers Signature:  Date: 1/28/19

CERTIFICATION BY ADMINISTRATOR (Where Administrator is the Executive Committee, the Authority Clerk's signature is required).

By my signature below, I certify the following:

- 1. I have conscientiously reviewed the above out-of-town travel request and the details provided on the reverse.
- 2. The concerned out-of-town travel and all identified expenses are necessary for the advancement of the Authority's business and reasonable in comparison to the anticipated benefit to the Authority.
- 3. The concerned out-of-town travel and all identified expenses conform to the requirements and intent of Authority's Policies 3.30 and 3.40.

Administrator's Signature: _____ Date: _____

AUTHORITY CLERK CERTIFICATION ON BEHALF OF EXECUTIVE COMMITTEE

I, Tony R. Russell, Authority Clerk, hereby certify that this document was approved
(Please leave blank. Whoever clerk's the meeting will insert their name and title.)
by the Executive Committee at its January 28, 2019 Executive Committee meeting.
(Leave blank and we will insert the meeting date.)

« All Events (<https://sdchamber.org/events/>)

2019 BINATIONAL DELEGATION TO MEXICO CITY

March 31 @ 7:00 pm - April 3 @ 12:30 pm

Apply Now | Deadlines | Hotel | Flights | Sponsorship ([/wp-content/uploads/2016/11/Sponsorship-Package-compressed-compressed-min.pdf](https://sdchamber.org/content/uploads/2016/11/Sponsorship-Package-compressed-compressed-min.pdf)) | En Español (<https://sdchamber.org/events/mx2019espanol/>)



Over the past year, issues surrounding trade, border security, the environment, and infrastructure improvements have put a spotlight on our border region. Now, with a new Presidential administration in Mexico, it is important that we share our region's story of successful collaboration and reaffirm our commitment to the U.S.-Mexico relationship. We can't do it alone. We need all the voices that make up our diverse and dynamic cross-border business community to make a strong, lasting impact. That message is most effective when we have a large, diverse representation of business and community leaders joining with us.

The 14th Annual Binational Delegation to Mexico City provides an opportunity for participants to meet with key federal officials and diverse business industry leaders to discuss 2019's major areas of focus: U.S.-Mexico-Canada Agreement (NAFTA 2.0), border infrastructure, transboundary pollution, immigration/workforce integration, private & public sector partnerships, and foreign investment opportunities in Latin America.

Delegates will also benefit from the opportunity to network and cultivate strong political and business relationships.

Please click here (<https://sdchamber.org/2017/03/annual-binational-delegation-mexico-city-champions-u-s-mexico-relationship/>) for a recap of the 2018 trip and see what can be accomplished when we work together with a strong, unified binational voice. Also, see why Mexico City was named the #1 Place to Go in 2016 (http://www.nytimes.com/interactive/2016/01/07/travel/places-to-visit.html?_r=1), according to The New York Times!

DEADLINES & IMPORTANT DATES

- February 15 – Last day for early-bird pricing
- March 11 – Hotel room block closes at 3:00 PM PST
- March 15 – Last day for hotel cancellations, must cancel by 3:00 PM PST
- March 22 – Last day for regular pricing
- March 27 – Pre-trip meeting for delegates at 10:30 AM
- March 27 – Last day to submit an application for the trip

EVENT DETAILS

Date: Sunday, March 31 (7:00 PM) – Wednesday, April 3, 2019 (12:30 PM)

Location:

Four Seasons Hotel Mexico City

Paseo de la Reforma 500

Cuauhtémoc, Juarez, 06600 Mexico City, Mexico

Click for map/directions (<https://www.google.com/maps/dir//Four+Seasons+Mexico+D.F./data=!4m5!4m4!1m0!1m2!1m1!1s0x85d1ff4eecb66801:0x60bfab50fe53fe4f?sa=X&ved=0ahUKEwjlkfXSgaLRAhXGIIQKHczIDp8Q9RcljAEwDg>)

Contact Details:

Lisa Kelley (English)

Ph: 619-544-1343

Email: lkelly@sdchamber.org (mailto:lkelly@sdchamber.org)

Kenia Zamarripa (Español)

Ph: 619-544-1316

Email: kzamarripa@sdchamber.org (mailto:kzamarripa@sdchamber.org)

PARTICIPATION FEE*

Please note: participation fee does not include hotel or airfare, or ground transportation.

CHAMBER MEMBER PARTICIPATION

- \$1,700 per person (*until February 15*) – Early Bird Price!
- \$2,300 per person (*February 16 – March 22*)
- \$1,300 for spouse/guest from the same company

NON-MEMBER PARTICIPATION

- \$2,800 per person (*until March 22*)

ALL LATE APPLICATIONS

- \$3,300 per person (*March 23 – 27*)

*Participation subject to application approval. Includes all meals, meetings, and receptions. Absolutely no applications accepted after March 27. Payment must be received prior to departure for the trip.

HOTEL

Four Seasons Hotel Mexico City (<http://www.fourseasons.com/mexico/>) | Paseo de la Reforma 500, Cuauhtémoc, Juarez, 06600 Mexico City

We have secured a special room rate of \$285++ per night for standard rooms between March 28 – April 5, 2019. Attendees must mention the group block “San Diego Regional Chamber” or code JP313 when booking to receive the discounted rate.

Reservations can be made directly to the hotel’s reservations office at +52-55-5230-1818 or email this form (</wp-content/uploads/2016/11/Reservations-Form.pdf>) to reservations.mex@fourseasons.com (<mailto:reservations.mex@fourseasons.com>) by Monday, March 11 at 3:00 PM PST.

After March 11, the hotel will confirm reservations subject to availability. Cancellations must be done directly to the hotel 15 days before the arrival date by 3:00 PM PST in order to avoid no-show charges.

Alternative hotel: Marquis Reforma Hotel & Spa (<http://www.marquisreforma.com/default-en.html>) | Avenida Paseo de La Reforma 465, Col. Cuauhtemoc, Mexico City 06500, Mexico

FLIGHTS

For your planning purposes, most delegates arrive in the afternoon on Sunday, March 31, prior to the Welcome Reception at 7:00 PM. The trip will conclude around 12:00 PM on Wednesday, April 3.

Be sure to stay through the end of the trip for a chance to win flight vouchers, free trip registration, and more!

PRE-TRIP MEETING

Delegates are invited to attend the pre-trip meeting to receive full information and updates on the trip:

WEDNESDAY, MARCH 27 | 10:30 – 11:30 AM

Location: Chamber Office, 402 W Broadway, Ste. 1000, San Diego 92101

(<https://www.google.com/maps/dir//402+W+Broadway+%231000,+San+Diego,+CA+92101/@32.7162428,-117.1691516,17z/data=!4m16!1m7!3m6!1s0x80d954a979e0e74f:0x532e042dd4bacabb12s402+W+Broadway+%231000,+San+Diego,+CA+92101!3b1!8m2!3d32.7162428!4d-117.1669629!4m7!1m0!1m5!1m1!1s0x80d954a979e0e74f:0x532e042dd4bacabb12m2!1d-117.1669629!2d32.7162428>)

THANK YOU SPONSORS

Click here (</wp-content/uploads/2016/11/Sponsorship-Package-compressed-compressed-min.pdf>) for sponsorship opportunities, or contact Sherman Stocker at sstocker@sdchamber.org (<mailto:sstocker@sdchamber.org>) or (619) 544-1354.

APPLICATION

Cancellation/Refund Policy: Cancellations must be in writing and sent to lkelly@sdchamber.org (<mailto:lkelly@sdchamber.org>). Full refunds will be issued if canceled by **midnight on March 27**. After March 27, 50% of the registration fee will be refunded.

APPLY NOW
([HTTPS://SDCHAMBER.ORG/EVENTS/MX2019APP/](https://sdchamber.org/events/mx2019app/))

* GOOGLE CALENDAR ([HTTPS://WWW.GOOGLE.COM/CALENDAR/EVENT?ACTION=TEMPLATE&TEXT=2019+BINATIONAL+DELEGATION+TO+MEXICO+CITY&DATES=20190331T070000-20190403T123000&SUMMARY=2019+BINATIONAL+DELEGATION+TO+MEXICO+CITY&LOCATION=Paseo+de+la+Reforma+500+Cuauht%C3%A9moc+Juarez+Mexico+DF&TRP=FALSE&SFLOS_ANGELES](https://www.google.com/calendar/event?action=TEMPLATE&text=2019+BINATIONAL+DELEGATION+TO+MEXICO+CITY&dates=20190331T070000-20190403T123000&summary=2019+BINATIONAL+DELEGATION+TO+MEXICO+CITY&location=Paseo+de+la+Reforma+500+Cuauht%C3%A9moc+Juarez+Mexico+DF&trp=false&sflos_angeles))

* ICAL EXPORT ([HTTPS://SDCHAMBER.ORG/EVENT/MX2019/?ICAL=1&TRIBE_DISPLAY=](https://sdchamber.org/event/mx2019/?ical=1&tribe_display=))

Details

Start:
March 31 @ 7:00 pm (2019-03-31)
End:
April 3 @ 12:30 pm (2019-04-03)
Event Tags:
featured-chamber
(<https://sdchamber.org/tag/featured-chamber/>)

Venue

Four Seasons Hotel Mexico City
(<https://sdchamber.org/venue/four-seasons-hotel-mexico-city/>)
Paseo de la Reforma 500
Cuauhtémoc, Juarez, 06600 Mexico
City, Mexico, DF (DF)

Organizer

Lisa Kelley
Phone:
619.544.1343
Email:
lkelly@sdchamber.org

Related Events



(<https://sdchamber.org/event/anniversary19/>)

148th Anniversary
Celebration
(<https://sdchamber.org/event/anniversary19/>)
February 6 @ 5:00 pm - 7:30 pm

PAYMENT

San Diego Regional Chamber of Commerce
402 West Broadway, Suite 1000
San Diego, CA 92101
(619) 544-1300




San Diego County Regional Airport Authority
P.O. Box 82776
San Diego, CA 92138-2776
Gregory Cox

Payment #	PAY-19-028639
Payment Date	2/11/2019 2:01 PM
Amount Paid	\$1,700.00
Payment Status	Approved

Item	Unit Cost	Quantity	Total Price
14th Annual Binational Delegation to Mexico City - Early Member Application	\$1,700.00	1.0	\$1,700.00
Memo: Ok	Total \$1,700.00		
	Amount Applied \$1,700.00		
	Balance Remaining \$0.00		

Please make checks payable to San Diego Regional Chamber of Commerce or pay by credit card by calling 619-544-1300.
92% of Chamber dues can be deducted as a business expense as allowed by law.



TENTATIVE AGENDA

SUNDAY, 03/31

SUN 4:30 p.m. – 6:00 p.m. BUSINESS CHEMISTRY FUNDAMENTALS (OPTIONAL)
 An interactive experience to understand the behavioral dynamics we encounter in business every day. Delegates will get to take part in exercises to learn their own business chemistry composition and how to leverage that to interact more effectively. Specialty business chemistry cocktails and refreshments provided.

SUN 7:00 p.m. – 9:00 p.m. WELCOME RECEPTION
Welcoming Remarks:

- **Jerry Sanders**, President & CEO, San Diego Regional Chamber
- **Rick Bregman**, Chair, San Diego Regional Chamber Board, San Diego Market President Bank of America

MONDAY, 04/01


MON 8:30 a.m. DELEGATION PHOTO

MON 9:00 a.m. – 9:55 a.m. OPENING BREAKFAST
Speakers:

- **Marcelo Ebrard**, Minister of Foreign Affairs (SRE)
- **Jesús Seade**, Chief Negotiator of USMCA (SRE)

MON 10:00 a.m. – 10:55 a.m. SECRETARIAT OF ECONOMY (SE)
Speaker:

- **Luz María De la Mora Sánchez**, Undersecretary of International Trade



MON
11:00 a.m. -
11:55 a.m.

THE U.S.-MEXICO RELATIONSHIP TODAY: THE BORDER, IMMIGRATION, AND ECONOMIC DEVELOPMENT

Speakers:

- **Ambassador Enrique Berruga Filloy**, Executive Director, Aspen Institute Mexico and former Ambassador to the U.N. for Mexico
- **Beatriz Leycegui**, former Undersecretary for International Trade, Secretariat of the Economy

MON
12:00 p.m. -
1:30 p.m.

LUNCHEON

Speakers:

- **Olga Sanchez Cordero**, Secretary of the Interior (SEGOB) PENDING

MON
2:30 p.m.-
3:30 p.m.

VISIT TO LOS PINOS

Private tour of official residence and office of the President of Mexico from 1934 to 2018. Closed to the public on Mondays.

Location: Los Pinos, Calle Parque Lira S/N, Bosque de Chapultepec I Sección, 11850 Ciudad de México.

Suggested Transportation: Please share UBER or Taxi

MON
4:30 p.m. -
5:25 p.m.

A CONVERSATION WITH CHAMBER OF DEPUTIES


Led by Congresswoman Martha Patricia Ramirez (BC, MORENA)

MON
5:30 p.m. -
7:30 p.m.

RECEPTION AT DELOITTE


Location: Deloitte México, Paseo de la Reforma 505, 28th floor, Cuauhtémoc 06500

Welcome remarks: **Francisco Pérez Cisneros**, CEO de Deloitte México



TUESDAY, 04/02

TUE 8:20 a.m.	BUS DEPARTURE TO CITIBANAMEX <u>Meeting Location:</u> Lobby at Four Seasons Hotel
TUE 9:00 a.m. - 10:55 a.m.	BREAKFAST PRESIDENT LOPEZ OBRADOR'S FIRST 100 DAYS
TUE 11:00 a.m. - 11:55 a.m.	U.S.-MEXICO WATER POLICY <u>Location:</u> Citibanamex <u>Speakers from:</u> <ul style="list-style-type: none"> • National Commission of Water (CONAGUA) • Commission of Natural Protected Areas (CONANP) • Secretariat of the Environment and Natural Resources (SEMARNAT)
TUE 12:05 p.m.	BUS DEPARTURE TO GRAN HOTEL
TUE 12:30 p.m. - 1:25 p.m.	SECRETARIAT OF ENERGY (SE) <u>Location:</u> Gran Hotel, 16 de Septiembre 82, Centro Histórico, Centro, 06000, Ciudad de México
TUE 1:30 p.m. - 2:50 p.m.	LUNCHEON <u>Location:</u> Gran Hotel, 16 de Septiembre 82, Centro Histórico, Centro, 06000, Ciudad de México <u>Speakers:</u> <ul style="list-style-type: none"> • Miguel Torruco Marquez, Secretary of Tourism PENDING • Carlos Mackinlay, Secretary of Tourism of Mexico City
TUE 3:00 p.m.	BUS DEPARTURE TO SENATE
TUE 4:00 p.m.	ROUNDTABLE WITH SENATORS



4:55 p.m. Location: Senado de la Republica

Speakers:

- **Sen. Bertha Alicia Caraveo Camarena (CH, MORENA)**, President, Commission of Northern Affairs and Immigration
- **Sen. Gerardo Novelo Osuna (BC, MORENA)**, Secretary, Commission of Northern Affairs and Immigration
- **Sen. Ricardo Monreal Avila (MAJORITY LEADER, MORENA)**

TUE
5:00 p.m. **BUS DEPARTURE TO HOTEL**

TUE
5:30 p.m. –
7:30 p.m. **RECEPTION AT HOTEL**
Location: Four Seasons Hotel, Zenaya Terrace

WEDNESDAY, 04/03

WED
9:00 a.m. –
11:00 a.m. **BREAKFAST AND CLOSING SESSIONS**

Location: Four Seasons Hotel, Gran Salon (2nd Floor)

Speakers from:

- Federal Customs Administration (SAT)
- Secretariat of Communications and Transportation (SCT)
- Institute of Administration and Assessment of National Assets (INDAABIN)

Possible additional meeting with

US EMBASSY IN MEXICO

Location: Four Seasons Hotel, Gran Salon (2nd Floor)

Speakers:

- **John S. Creamer**, Charge d’Affairs



Traveltrust Corporation
374 North Coast Hwy 101, Suite F
Encinitas, CA 92024
Phone: (760) 635-1700

ADD TO OUTLOOK

Tuesday, 5FEB 2019 06:35 PM EST

Passengers: GREGORY RICHARDSON COX (02)

Agency Reference Number: WZJCJV

Click here to view your current itinerary or ETicket receipt on-line: tripcase.com

American Airlines Confirmation WZJCJV

Please review your itinerary and report any discrepancies to Traveltrust within 24hrs of receipt
Be sure to visit www.traveltrust.com for additional travel information

TRAVELTRUST STRONGLY RECOMMENDS CHECKING IN
ONLINE WITH YOUR AIRLINE AT LEAST 24 HOURS PRIOR TO
EACH FLIGHT FOR THE MOST CURRENT TIMES AND ALERTS

FOR TRAVEL TO MEXICO A US CITIZEN
MUST HAVE A VALID PASSPORT


YOU CANNOT TRAVEL OUT OF THE UNITED STATES IF YOUR US
PASSPORT EXPIRES WITHIN 6 MONTHS OF YOUR DEPARTURE DATE
YOUR INTERNATIONAL TRAVEL MAY REQUIRE VACCINATIONS
PLEASE CHECK WWW.CDC.GOV FOR LATEST REQUIREMENTS

CERTAIN FARES MAY REQUIRE REISSUANCE AT TIME OF
CANCELLATION. PLEASE CONTACT THE AIRLINE OR TRAVELTRUST

AIR Saturday, 30MAR 2019

American Airlines
From: San Diego CA, USA
To: Dallas/Ft Worth TX, USA
Stops: Nonstop
Seats: 35D
Equipment: 32B/AIR
DEPARTS SAN TERMINAL 2
AISLE SEAT CONFIRMED
American Airlines Confirmation number is WZJCJV

Flight Number: 1064
Depart: 10:53 AM
Arrive: 03:52 PM
Duration: 2 hour(s) 59 minute(s)
Status: CONFIRMED
MEAL: Food and Bev for Purchase



Class: Q-Coach/Economy

Miles: 1175 / 1880 KM

AIR Saturday, 30MAR 2019

American Airlines
From: Dallas/Ft Worth TX, USA
To: Mexico City DF, Mexico
Stops: Nonstop
Seats: 26C
Equipment: Airbus Jet
ARRIVES MEX TERMINAL 1
AISLE SEAT CONFIRMED

Flight Number: 2233
Depart: 05:00 PM
Arrive: 06:35 PM
Duration: 2 hour(s) 35 minute(s)
Status: CONFIRMED
MEAL: FOOD FOR PURCHASE


Class: Q-Coach/Economy

Miles: 944 / 1510 KM

American Airlines Confirmation number is WZJCJV

AIR **Wednesday, 3APR 2019**

American Airlines
From: Mexico City DF, Mexico
To: Dallas/Ft Worth TX, USA
Stops: Nonstop
Seats: 29D
Equipment: Boeing 737-800 Jet

Flight Number: 0389
Depart: 11:35 AM
Arrive: 03:15 PM
Duration: 2 hour(s) 40 minute(s)
Status: CONFIRMED
MEAL: FOOD FOR PURCHASE



Class: Q-Coach/Economy

Miles: 944 / 1510 KM

DEPARTS MEX TERMINAL 1 - ARRIVES DFW TERMINAL D

AISLE SEAT CONFIRMED

American Airlines Confirmation number is WZJCJV

AIR **Wednesday, 3APR 2019**

American Airlines
From: Dallas/Ft Worth TX, USA
To: San Diego CA, USA
Stops: Nonstop
Seats: 30D
Equipment: 32B/AIR

Flight Number: 2758
Depart: 04:48 PM
Arrive: 05:55 PM
Duration: 3 hour(s) 7 minute(s)
Status: CONFIRMED
MEAL: Food and Bev for Purchase



Class: Q-Coach/Economy

Miles: 1175 / 1880 KM

ARRIVES SAN TERMINAL 2

AISLE SEAT CONFIRMED

American Airlines Confirmation number is WZJCJV

THIS TICKET IS NON-REFUNDABLE AND MUST BE USED FOR THE FLIGHTS BOOKED. IF THE RESERVATION IS NOT USED OR CANCELLED BEFORE THE DEPARTURE OF YOUR FLIGHTS IT MAY HAVE NO VALUE. CONTACT TRAVELTRUST BEFORE YOUR OUTBOUND FLIGHT IF CHANGE IS NECESSARY. AMERICAN AIRLINES CONFIRMATION NUMBER - WZJCJV FOR EMERGENCY SERVICE FROM UNITED STATES - 888-221-6043 FOR EMERGENCY SERVICE FROM MEXICO - 001-800-369-7815

Ticket/Invoice Information

Ticket for: GREGORY RICHARDSON COX
Date issued: 2/5/2019 Invoice Nbr: 5514497
Ticket Nbr: AA7246881662 Electronic Tkt: Yes Amount: 440.12 USD
Base: 276.00 US Tax: 37.20 USD XT Tax: 126.92 USD
Charged to: AX*****1013

Service fee: GREGORY RICHARDSON COX
Date issued: 2/5/2019
Document Nbr: XD0761890413 Amount: 40.00
Charged to: AX*****1013

Total Tickets: 440.12
Total Fees: 40.00
Total Amount: 480.12

Click here 24 hours in advance to obtain boarding passes:
[American](#)

Click here to review Baggage policies and guidelines:
[American](#)

TSA Guidance- a government issued photo id is needed for checkin.
Please allow minimum 3 hour check-in for International flights and 2 hours for Domestic.

For Additional security information visit www.tsa.gov.

Thank you for choosing Traveltrust!

Our Business Hours are Sunday 10pm - Friday 10pm Pacific

Saturday from 9am-1pm Pacific.

For EMERGENCY AFTERHOURS assistance in the US, please call 888-221-6043 and use VIP Code SJE72.

You can also use the Direct Dial Number 682-233-1914 or the collect number 682-647-0061.

Each call is billable at a minimum \$25.00 per call/reservation

4/8/2019

Transactions

*GREG COX
(Mexico City)
Credit Card
Statement*

Posted transactions

AMERICAN000010286276169 \$31.20 (+)
Apr 3rd, 2019 62 AAdvantage® miles

*RETURN
Baggage
Fee*

FOUR SEASONS CD MEXICO \$1,426.97 (+)
Apr 3rd, 2019 1,427 AAdvantage® miles

HOTEL

UBER *TRIP \$7.09 (+)
Apr 3rd, 2019 7 AAdvantage® miles

UBER *TRIP \$0.78 (+)
Apr 3rd, 2019 1 AAdvantage® miles

*Uber
(Hotel to
AIRPORT)*

FOUR SEASONS C CONSUMO \$24.99 (+)
Mar 31st, 2019 25 AAdvantage® miles

[REDACTED] (+)

[REDACTED] (+)

AMERICAN 0010285906058 \$30.00 (+)
Mar 30th, 2019 60 AAdvantage® miles

*DEPARTURE
Baggage Fees*

CLIP MX*TRANSPORTE \$11.16 (+)
Mar 30th, 2019 11 AAdvantage® miles

*TAXI
(ARRIVAL -
AIRPORT TO
HOTEL)*

[REDACTED] (+)

REST IL BECCO \$35.51 (+)
Mar 30th, 2019 36 AAdvantage® miles

[REDACTED] (+)

[REDACTED] (+)

[REDACTED] (+)

Servicios de Pago BANAMEX
operado por EVO Payments
FOUR SEASONS CD MEXICO
BASEO DE LA REFORMA NO 303 CDL
SUAREZ CP 06600
MEXICO D.F.

NEGOCIO 1417639
TERMINAL 7V 99007431

03-04-2019 07:56:29

CHECK OUT

APMT: 805034580557020
MASTERCARD
% **** * 5141

AUT: 02332P

No. Cuenta: 31809443
N. Seguimiento: 0227921

MONTO \$ 27,335.74

COMPRA NORMAL

FECHA AUTORIZ. \$
300319 02332P 37500.00

Hotel
* \$1426.97

(Credit Card
Statement & Receipt)

FIRMA : 
FRONT002 DR07FIEL

CUBRIR INCORPORALMENTE
EL TOTAL DE ESTE PAGARE A
LA ORDEN DEL EMISOR SEGUN
CONTRATO DE CREDITO DERIVA
ESTA TARJETA Y DE HO
PAGARE.
Negociable unicamente con
instituciones bancarias



Mr. Gregory Cox

United States

INFORMATION INVOICE

Group Code : JP313

HABITACIÓN / Room No. : 510

LLEGADA / Arrival : 30-03-19

SALIDA / Departure : 03-04-19

PAGINA / Page : 1 of 1

FOLIO / Folio No. :

Conf. No. : 4809443

FECHA Date	DESCRIPCIÓN Description	Exchange Rate	CARGO Charges	CRÉDITO Credits
30-03-19	Room Charge		5,614.50	
30-03-19	Room Tax		898.32	
30-03-19	Lodging Tax		168.44	
30-03-19	Bell Boys Tips		137.90	
30-03-19	Housekeeping Tips		98.50	
30-03-19	Laundry Tips		19.70	
31-03-19	Room Charge		5,614.50	
31-03-19	Room Tax		898.32	
31-03-19	Lodging Tax		168.44	
31-03-19	Housekeeping Tips		98.50	
31-03-19	Laundry Tips		19.70	
01-04-19	Room Charge		5,614.50	
01-04-19	Room Tax		898.32	
01-04-19	Lodging Tax		168.44	
01-04-19	Housekeeping Tips		98.50	
01-04-19	Laundry Tips		19.70	
02-04-19	Room Charge		5,614.50	
02-04-19	Room Tax		898.32	
02-04-19	Lodging Tax		168.44	
02-04-19	Housekeeping Tips		98.50	
02-04-19	Laundry Tips		19.70	
03-04-19	Master Card XXXXXXXXXXXXX5141 XX/XX			27,335.74
Total			27,335.74	27,335.74
Balance			0.00	MXN

ESTOY DE ACUERDO Y ACEPTO LA RESPONSABILIDAD DEL PAGO DE ÉSTA CUENTA SI LA
COMPAÑÍA U OTRAS TERCERAS PERSONAS INVOLUCRADAS EN EL PAGO DE ESTA CUENTA SE
NIEGAN A PAGAR PARTE O EL TOTAL DE ESTOS CARGOS.

I agree to remain personally liable for the payment of this account if the corporation, or other third party billed, fails
to pay part of all of these charges.

FIRMA DEL HUESPED / Guest Signature

SERVICIO DE EXCELENCIA S A de C.V.
AVE. PASEO DE LA REFORMA No. 42 PISO 1A
COL. CENTRO DEL CUAUHEMOC
C.P. 06010 MEXICO D.F.
RFC: SEX071014G39
TELS: 5562-8064, 7550-2207, CEL: 5531187579

TAXI AUTORIZADO POR EL AEROPUERTO INTERNACIONAL
DE LA CIUDAD DE MEXICO
MEXICO CITY INTERNATIONAL AIRPORT AUTHORIZED TAXI

NO. FOLIO: 01100124023
SITIO: AICM
ATENDIDO: GONZALEZ GONZALEZ PAULA SARAHÍ
SERVICIO: SEDAN
BOLETO: 134492
FECHA: 30/03/2019 07:16:55 p.m.

TAXI AEROPORTUAL

CAN	DESTINO	IMPORTE
1	COLONIA JUAREZ CUAUHEMOC - ZONA 4	\$215.00
	SUBTOTAL	\$215.00
	IVA	\$0.00
	TOTAL TRANSPORTACION	\$215.00
	SU PAGO	\$215.00
	SU CAMBIO	\$0.00

CONCEPTO: SERVICIO DE TRANSPORTACION TERRESTRE

MAXIMO # 4 PASAJEROS UN SOLO DESTINO SIN PARADAS INTERMEDIAS

MAXIMUM # 4 PASSENGERS ONLY ONE DESTINATION WITHOUT INTERMEDIATE STOPS

ESTE BOLETO NO ES COMPROBANTE FISCAL

THIS IS NOT PROOF TICKET TAX

CONSERVE SU BOLETO ESTE ES SU SEGURO DE VIAJE RO

NO. DE BOLETO: 134492



\$11.09

USUARIO

3/30/19
Taxi -
Airport to
4 Seasons
\$11.16

(Credit Card Statement Attached)



BAGGAGE CHARGE RECEIPT



PASSENGER NAME

COX/GREGORY RICHARDSON


UPT050LB 23KG AND62LI 1 30.00 USD

SAN DFW - AA DFW MEX - AA

Total with Applicable TFC 30.00 USD
Credit Card MC XXXXXXXXXXXX5141

Fare 30.00SD
TFC
TFC
TFC
Total 30.00SD

FLIGHT DATE
1064 MARCH 30, 2019
PNR: WZJCJV
Agent: SAN-SSA 001



4

TFC=TAXES, FEES & CHARGES

NOT VALID FOR TRAVEL

*Baggage Fee San Diego to
Mexico City*

\$30.00



PASSENGER NAME

COX/GREGORY RICHARDSON

UPT050LB 23KG AND62LI 1 30.00 USD

MEX DFW - AA DFW SAN - AA

Total with Applicable TFC 31.20 USD
Credit Card MC XXXXXXXXXXXXX5141

XT 1.20IVA

Fare	30.00USD	FLIGHT	DATE	
TFC	1.20XT	1526	APRIL 03, 2019	
TFC		PNR: WZJCJV		
TFC		Agent: MEX SSM	001	4
Total	31.20USD			

TFC=TAXES, FEES & CHARGES

NOT VALID FOR TRAVEL

*Baggage fee
Mexico City to San Diego
\$31.20*

Cruz, Cheryl A

From: Uber Receipts <uber.mexico@uber.com>
Sent: Wednesday, April 03, 2019 8:29 AM
To: Cox, Greg
Subject: Thanks for giving an extra! We've updated your Wednesday morning trip receipt

Uber

Total: MX\$150.44
Wed, Apr 03, 2019

Thanks for giving an extra, Greg

Here's your updated Wednesday morning ride receipt.



Total

MX\$150.44



#7.97

(Credit Card Statement attached)

Trip fare was calculated based on rates presented at booking and other applicable surcharges and adjustments.

Base Fare	MX\$7.00
Time	MX\$51.45
Distance	MX\$59.64
Subtotal	MX\$118.09

UBER -
4 SEASONS TO AIRPORT

1.5% Government Contribution 	MX\$2.00
Booking Fee 	MX\$15.35
Extra (gratuity granted by user)	MX\$15.00

Amount Charged

 5141 Switch	MX\$135.44
 5141 Switch	MX\$15.00

Quieres facturar este viaje? Entra a <http://t.uber.com/mexicofacturas>

You rode with Jose Luis




4.95 ★ Rating

Jose Luis is known for:
Excellent Service

All your trips are insured by Seguros Sura. [Learn more.](#)





**Foreign Per Diem Rates In U.S. Dollars
DSSR 925**

**Country: MEXICO
Publication Date: 03/01/2019**

Country Name	Post Name	Season Begin	Season End	Maximum Lodging Rate	M & IE Rate	Maximum Per Diem Rate	Footnote	Effective Date
MEXICO	Acapulco	01/01	12/31	170	92	262	N/A	12/01/2000
MEXICO	Cabo San Lucas	01/01	12/31	273	108	381	N/A	03/01/2012
MEXICO	Campeche	01/01	12/31	106	85	191	N/A	07/01/2014
MEXICO	Cancun	01/01	12/31	242	119	361	N/A	06/01/2014
MEXICO	Chihuahua	01/01	12/31	106	75	181	N/A	12/01/2018
MEXICO	Ciudad Juarez	01/01	12/31	115	67	182	N/A	02/01/2019
MEXICO	Ciudad Victoria	01/01	12/31	96	55	151	N/A	05/01/2004
MEXICO	Colima	01/01	12/31	119	76	195	N/A	10/01/2013
MEXICO	Cozumel	01/01	12/31	151	79	230	N/A	09/01/1999
MEXICO	Cuernavaca	01/01	12/31	138	73	211	N/A	12/01/2000
MEXICO	Culiacan	01/01	12/31	79	48	127	N/A	11/01/1999
MEXICO	Ensenada	01/01	12/31	141	69	210	N/A	06/01/2001
MEXICO	Guadalajara	01/01	12/31	180	91	271	N/A	02/01/2016
MEXICO	Hermosillo	01/01	12/31	115	59	174	N/A	10/01/1999
MEXICO	Huatulco	01/01	12/31	132	83	215	N/A	12/01/2000
MEXICO	Ixtapa Zihuatanejo	01/01	12/31	99	88	187	N/A	12/01/2000
MEXICO	La Paz	01/01	12/31	130	59	189	N/A	06/01/2001
MEXICO	Manzanillo	01/01	12/31	145	84	229	N/A	11/01/2013
MEXICO	Matamoros	01/01	12/31	87	64	151	N/A	04/01/2007
MEXICO	Mazatlan	01/01	12/31	130	56	186	N/A	10/01/2002
MEXICO	Merida	01/01	12/31	150	90	240	N/A	08/01/2015
MEXICO	Mexicali	01/01	12/31	160	62	222	N/A	06/01/2001
MEXICO	Mexico City, D.F.	01/01	12/31	244	118	362	N/A	04/01/2013

SAN DIEGO COUNTY REGIONAL AIRPORT AUTHORITY

ITEM 5

DRAFT BOARD AGENDA

Thursday, May 2, 2019
9:00 A.M.

San Diego International Airport
SDCRAA Administration Building – Third Floor
Board Room
3225 N. Harbor Drive
San Diego, California 92101

Board Members

C. April Boling
Chairman

Greg Cox
Jim Desmond
Mark Kersey
Robert T. Lloyd
Paul Robinson
Johanna S. Schiavoni
Michael Schumacher
Mark B. West

Ex-Officio Board Members

Cory Binns
Col. Charles B. Dockery
Jacqueline Wong-Hernandez

President / CEO

Kimberly J. Becker

***Live webcasts of Authority Board meetings can be accessed at
<http://www.san.org/Airport-Authority/Meetings-Agendas/Authority-Board>***

This Agenda contains a brief general description of each item to be considered. The indication of a recommended action does not indicate what action (if any) may be taken. ***Please note that agenda items may be taken out of order.*** If comments are made to the Board without prior notice or are not listed on the Agenda, no specific answers or responses should be expected at this meeting pursuant to State law.

Staff Reports and documentation relating to each item of business on the Agenda are on file in Board Services and are available for public inspection.

NOTE: Pursuant to Authority Code Section 2.15, all Lobbyists shall register as an Authority Lobbyist with the Authority Clerk within ten (10) days of qualifying as a lobbyist. A qualifying lobbyist is any individual who receives \$100 or more in any calendar month to lobby any Board Member or employee of the Authority for the purpose of influencing any action of the Authority. To obtain Lobbyist Registration Statement Forms, contact the Board Services/Authority Clerk Department.

PLEASE COMPLETE A "REQUEST TO SPEAK" FORM PRIOR TO THE COMMENCEMENT OF THE MEETING AND SUBMIT IT TO THE AUTHORITY CLERK. ***PLEASE REVIEW THE POLICY FOR PUBLIC PARTICIPATION IN BOARD AND BOARD COMMITTEE MEETINGS (PUBLIC COMMENT) LOCATED AT THE END OF THE AGENDA.***

The Authority has identified a local company to provide oral interpreter and translation services for public meetings. If you require oral interpreter or translation services, please telephone the Board Services /Authority Clerk Department with your request at (619) 400-2400 at least three (3) working days prior to the meeting.

CALL TO ORDER:

PLEDGE OF ALLEGIANCE:

ROLL CALL:

PRESENTATIONS:

- A. REVIEW OF THE UNAUDITED FINANCIAL STATEMENTS FOR THE NINE MONTHS ENDED MARCH 31, 2019:**
Presented by Kathy Kiefer, Senior Director, Finance and Asset Management
- B. AUTHORITY ENDORSEMENT OF REGIONAL INCLUSIVE GROWTH GOALS AND WORKPLACE EQUITY INITIATIVE:**
Presented by Kurt Gering, Director, talent, Culture & Capability

REPORTS FROM BOARD COMMITTEES, AD HOC COMMITTEES, AND CITIZEN COMMITTEES AND LIAISONS:

- **AUDIT COMMITTEE:**
Committee Members: Hollingworth, Lloyd, Robinson (Chair), Schiavoni, Tartre, Van Sambeek, West
- **CAPITAL IMPROVEMENT PROGRAM OVERSIGHT COMMITTEE:**
Committee Members: Boling, Kersey (Chair), Schumacher, Robinson
- **EXECUTIVE PERSONNEL AND COMPENSATION COMMITTEE:**
Committee Members: Boling, Cox, Desmond (Chair), Kersey
- **FINANCE COMMITTEE:**
Committee Members: Cox (Chair), Lloyd, Schiavoni, West

AD HOC COMMITTEES

- **GROUND TRANSPORTATION AD HOC:**
Committee Members: Lloyd, Schiavoni, West (Chair)

ADVISORY COMMITTEES

- **AUTHORITY ADVISORY COMMITTEE:**
Liaison: Robinson (Primary), Schiavoni
- **ART ADVISORY COMMITTEE:**
Committee Member: Robert H. Gleason

LIAISONS

- **CALTRANS:**
Liaison: Binns
- **INTER-GOVERNMENTAL AFFAIRS:**
Liaison: Cox
- **MILITARY AFFAIRS:**
Liaison: Dockery
- **PORT:**
Liaisons: Boling (Primary), Cox, Robinson
- **WORLD TRADE CENTER:**
Representatives: Robert H. Gleason

BOARD REPRESENTATIVES (EXTERNAL)

- **SANDAG BOARD OF DIRECTORS:**
Representative: Boling
- **SANDAG TRANSPORTATION COMMITTEE:**
Representatives: Schiavoni (Primary), Schumacher
- **SCAG AVIATION TASK FORCE:**
Representative: Boling

CHAIR'S REPORT:

PRESIDENT/CEO'S REPORT:

NON-AGENDA PUBLIC COMMENT:

Non-Agenda Public Comment is reserved for members of the public wishing to address the Board on matters for which another opportunity to speak **is not provided on the Agenda**, and which is within the jurisdiction of the Board. Please submit a completed speaker slip to the Authority Clerk. ***Each individual speaker is limited to three (3) minutes. Applicants, groups and jurisdictions referring items to the Board for action are limited to five (5) minutes.***

Note: Persons wishing to speak on specific items should reserve their comments until the specific item is taken up by the Board.

CONSENT AGENDA (Items 1-10):

The consent agenda contains items that are routine in nature and non-controversial. Some items may be referred by a standing Board Committee or approved as part of the budget process. The matters listed under 'Consent Agenda' may be approved by one motion. Any Board Member may remove an item for separate consideration. Items so removed will be heard before the scheduled New Business Items, unless otherwise directed by the Chair.

1. APPROVAL OF MINUTES:

The Board is requested to approve minutes of prior meetings.

RECOMMENDATION: Approve the minutes of the April 4, 2019 regular meeting.

2. ACCEPTANCE OF BOARD AND COMMITTEE MEMBERS WRITTEN REPORTS ON THEIR ATTENDANCE AT APPROVED MEETINGS AND PRE-APPROVAL OF ATTENDANCE AT OTHER MEETINGS NOT COVERED BY THE CURRENT RESOLUTION:

The Board is requested to accept the reports.

RECOMMENDATION: Accept the reports and pre-approve Board Member attendance at other meetings, trainings and events not covered by the current resolution.

(Board Services: Tony R. Russell, Director/Authority Clerk)

3. AWARDED CONTRACTS, APPROVED CHANGE ORDERS FROM MARCH 11, 2019 THROUGH APRIL 7, 2019 AND REAL PROPERTY AGREEMENTS GRANTED AND ACCEPTED FROM MARCH 11, 2019 THROUGH APRIL 7, 2019:

The Board is requested to receive the report.

RECOMMENDATION: Receive the report.

(Procurement: Jana Vargas, Director)

4. MAY 2019 LEGISLATIVE REPORT:

The Board is requested to approve the report.

RECOMMENDATION: Adopt Resolution No. 2019-____, approving the May 2019 Legislative Report.

(Government Relations: Matt Harris, Director)

5. ANNUAL REVIEW AND NOTIFICATION OF BOARD MEMBER WEIGHTED VOTE POINT ALLOCATION AS REQUIRED BY SECTION 170014 OF THE CALIFORNIA PUBLIC UTILITIES CODE:

The Board is requested to accept the information.

RECOMMENDATION: Adopt Resolution No. 2019-____, accepting the Board member weighted vote point allocation as required by Section 170014 of the California Public Utilities Code.

(Board Services: Tony R. Russell, Director/Authority Clerk)

CLAIMS

COMMITTEE RECOMMENDATIONS

6. REVIEW OF THE UNAUDITED FINANCIAL STATEMENTS FOR THE NINE MONTHS ENDED MARCH 31, 2019:

The Board is requested to accept the report.

RECOMMENDATION: The Finance Committee recommends that the Board accept the report.

(Finance and Asset Management: Kathy Kiefer, Senior Director)

7. REVIEW OF THE AUTHORITY'S INVESTMENT REPORT AS OF MARCH 31, 2019:

The Board is requested to accept the report.

RECOMMENDATION: The Finance Committee recommends that the Board accept the report.

(Business Management: Geoff Bryant, Manager, Airport Finance)

CONTRACTS AND AGREEMENTS

8. AMEND THE CONTRACT WITH SCHWEERS TECHNOLOGIES, INC.:

The Board is requested to approve an amendment.

RECOMMENDATION: Rescind Resolution 2019-0028 and adopt Resolution 2019-____, authorizing an amendment to the contract with Schweers Technologies Inc.

(Ground Transportation: Marc Nichols, Director)

9. AUTHORIZE AND APPROVE THE PRESIDENT/CEO TO EXECUTE A THIRD AMENDMENT TO THE AGREEMENT WITH DEVANEY PATE MORRIS & CAMERON LLP:

The Board is requested to authorize an amendment.

RECOMMENDATION: Adopt Resolution 2019-____, approving a third amendment to the agreement with Devaney Pate Morris & Cameron LLP.

(Legal: Amy Gonzalez, General Counsel)

CONTRACTS AND AGREEMENTS AND/OR AMENDMENTS TO CONTRACTS AND AGREEMENTS EXCEEDING \$1 MILLION

10. AWARD A CONTRACT TO S&L SPECIALTY CONSTRUCTION, INC. FOR QUIETER HOME PROGRAM PHASE 10, GROUP 1, PROJECT NO. 381001 FIFTY-FOUR (54) NON-HISTORIC SINGLE-FAMILY AND MULTI-FAMILY UNITS ON TWENTY-FIVE (25) RESIDENTIAL PROPERTIES LOCATED EAST AND WEST OF THE AIRPORT:

The Board is requested to award a contract.

RECOMMENDATION: Adopt Resolution No. 2019-____, awarding a contract to S&L Specialty Construction, Inc. in the amount of \$1,394,642 for Phase 10, Group 1, Project No. 381001, of the San Diego County Regional Airport Authority's ("Authority") Quieter Home Program.

(Airport Planning & Environmental: Brendan Reed, Director)

PUBLIC HEARINGS:

OLD BUSINESS:

NEW BUSINESS:

CLOSED SESSION:

11. **CONFERENCE WITH LEGAL COUNSEL – EXISTING LITIGATION:**
(Paragraph (1) of subdivision (d) of Cal. Gov. Code §54956.9)
Name of Case: San Diego County Regional Airport Authority v. American Car Rental, Inc., San Diego Superior Court Case No. 37-2016-00024056-CL-BC-CTL
12. **CONFERENCE WITH LEGAL COUNSEL-EXISTING LITIGATION:**
(Paragraph (1) of subdivision (d) of Cal. Gov. Code §54956.9)
Name of Case: Future DB International, Inc. v. San Diego County Regional Airport Authority, et al.
San Diego Superior Court Case No. 37-2018-00001531-CU-CR-CTL
13. **CONFERENCE WITH LEGAL COUNSEL EXISTING LITIGATION:**
(Paragraph (1) of subdivision (d) of Cal. Gov. Code 54956.9)
Name of Case: Robert Bobbett and Donna Kashani v. San Diego Unified Port District, et al.
San Diego Superior Court Case No. 37-2018-00014667-CU-PO-CTL
14. **CONFERENCE WITH LEGAL COUNSEL – EXISTING LITIGATION:**
(Paragraph (1) of subdivision (d) of Cal. Gov. Code §54956.9)
Name of Case: Enterprise Rent-a-Car Co. Of Los Angeles LLC v. San Diego Unified Port District, San Diego Superior Court Case No. 37-2018-00028276-CU-MC-CTL
15. **CONFERENCE WITH LEGAL COUNSEL – EXISTING LITIGATION:**
(Paragraph (1) of subdivision (d) of Cal. Gov. Code §54956.9)
Name of Case: Park Assist LLC v. San Diego County Regional Airport Authority, et al.
United States District Court Case No. 18 CV2068 LAB MDD
16. **CONFERENCE WITH LEGAL COUNSEL – EXISTING LITIGATION:**
(Paragraph (1) of subdivision (d) of Cal. Gov. Code §54956.9)
Name of Case: Sheila Culbreath v. San Diego County Regional Airport Authority, et al.
San Diego Superior Court Case No. 37-2018-00036327-CU-PA-CTL
17. **CONFERENCE WITH LEGAL COUNSEL – ANTICIPATED LITIGATION:**
(Initiation of litigation pursuant to paragraph (4) of subdivision (d) of Cal. Gov. Code §54956.9)
Number of cases: 2

- 18. CONFERENCE WITH LEGAL COUNSEL – ANTICIPATED LITIGATION:**
(Significant exposure to litigation pursuant to paragraph (2) of subdivision (d) of Cal. Gov. Code §54956.9)
Investigative Order No. R9-2012-0009 by the California Regional Water Quality Control Board pertaining to an investigation of bay sediments at the Downtown Anchorage Area in San Diego.
Number of potential cases: 1
- 19. CONFERENCE WITH LEGAL COUNSEL – ANTICIPATED LITIGATION:**
(Significant exposure to litigation pursuant to paragraph (2) of subdivision (d) of Cal. Gov. Code §54956.9)
Navy Boat Channel Environmental Remediation
Number of potential cases: 1
- 20. CONFERENCE WITH LEGAL COUNSEL – ANTICIPATED LITIGATION:**
(Significant exposure to litigation pursuant to paragraph (2) of subdivision (d) of Cal. Gov. Code §54956.9)
Number of potential cases: 1
- 21. CONFERENCE WITH LEGAL COUNSEL – ANTICIPATED LITIGATION:**
(Significant exposure to litigation pursuant to paragraph (2) of subdivision (d) of Cal. Gov. Code §54956.9)
Order No. WQ 2019-0005-DWQ by the State Water Resources Control Board pertaining to PFAS
Number of potential cases: 1
- 22. CONFERENCE WITH REAL PROPERTY NEGOTIATORS:**
Property: Airline Operating and Lease Agreement - San Diego International Airport
Agency Negotiator: Kim Becker, Scott Brickner, John Dillon, Kathy Kiefer, Amy Gonzalez
Negotiating Parties: Alaska Airlines, Allegiant Airlines, American Airlines, British Airways, Delta Airlines, FedEx, JetBlue Airlines, Southwest Airlines, United Airlines
Under Negotiation: price and terms of payment

REPORT ON CLOSED SESSION:

GENERAL COUNSEL REPORT:

BUSINESS AND TRAVEL EXPENSE REIMBURSEMENT REPORTS FOR BOARD MEMBERS, PRESIDENT/CEO, CHIEF AUDITOR AND GENERAL COUNSEL WHEN ATTENDING CONFERENCES, MEETINGS, AND TRAINING AT THE EXPENSE OF THE AUTHORITY:

BOARD COMMENT:

ADJOURNMENT:

Policy for Public Participation in Board, Airport Land Use Commission (ALUC), and Committee Meetings (Public Comment)

- 1) Persons wishing to address the Board, ALUC, and Committees shall complete a "Request to Speak" form prior to the initiation of the portion of the agenda containing the item to be addressed (e.g., Public Comment and General Items). Failure to complete a form shall not preclude testimony, if permission to address the Board is granted by the Chair.
- 2) The Public Comment Section at the beginning of the agenda is reserved for persons wishing to address the Board, ALUC, and Committees on any matter for which another opportunity to speak is not provided on the Agenda, and on matters that are within the jurisdiction of the Board.
- 3) Persons wishing to speak on specific items listed on the agenda will be afforded an opportunity to speak during the presentation of individual items. Persons wishing to speak on specific items should reserve their comments until the specific item is taken up by the Board, ALUC and Committees.
- 4) If many persons have indicated a desire to address the Board, ALUC and Committees on the same issue, then the Chair may suggest that these persons consolidate their respective testimonies. Testimony by members of the public on any item shall be limited to **three (3) minutes per individual speaker and five (5) minutes for applicants, groups and referring jurisdictions.**
- 5) Pursuant to Authority Policy 1.33 (8), recognized groups must register with the Authority Clerk prior to the meeting.
- 6) After a public hearing or the public comment portion of the meeting has been closed, no person shall address the Board, ALUC, and Committees without first obtaining permission to do so.

Additional Meeting Information

NOTE: This information is available in alternative formats upon request. To request an Agenda in an alternative format, or to request a sign language or oral interpreter, or an Assistive Listening Device (ALD) for the meeting, please telephone the Authority Clerk's Office at (619) 400-2400 at least three (3) working days prior to the meeting to ensure availability.

For your convenience, the agenda is also available to you on our website at www.san.org.

For those planning to attend the Board meeting, parking is available in the public parking lot located directly in front of the Administration Building. Bring your ticket to the third floor receptionist for validation.

You may also reach the SDCRAA Building by using public transit via the San Diego MTS System, Route 992. For route and fare information, please call the San Diego MTS at (619) 233-3004 or 511.

Board Members

C. April Boling
Chairman

Greg Cox

Jim Desmond

Mark Kersey

Robert T. Lloyd

Paul Robinson

Johanna S. Schiavoni

Michael Schumacher

Mark B. West

Ex-Officio Board Members

Cory Binns

Col. Charles B. Dockery

Jacqueline Wong-Hernandez

President / CEO

Kimberly J. Becker

DRAFT
AIRPORT LAND USE COMMISSION
AGENDA

Thursday, May 2, 2019
9:00 A.M. or immediately following the Board Meeting

San Diego International Airport
SDCRAA Administration Building – Third Floor
Board Room
3225 N. Harbor Drive
San Diego, California 92101

Live webcasts of Authority Board meetings can be accessed at
<http://www.san.org/Airport-Authority/Meetings-Agendas/ALUC>

Pursuant to California Public Utilities Code §§ 21670-21679.5, the Airport Land Use Commission ("Commission") is responsible for coordinating the airport planning of public agencies within San Diego County. The Commission has the legal responsibility to formulate airport land use compatibility plans ("ALUCPs") that will (a) provide for the orderly growth of each public airport and the areas surrounding the airport within the County and (b) safeguard the general welfare of the inhabitants within the vicinity of each airport and the public in general. Pursuant to §21670.3, the San Diego County Regional Airport Authority serves as the Commission.

This Agenda contains a brief general description of each item to be considered. The indication of a recommended action does not indicate what action (if any) may be taken. **Please note that agenda items may be taken out of order.** If comments are made to the Commission without prior notice or are not listed on the Agenda, no specific answers or responses should be expected at this meeting pursuant to State law.

Staff Reports and documentation relating to each item of business on the Agenda are on file in the Board Services/Authority Clerk Department and are available for public inspection.

NOTE: Pursuant to Authority Code Section 2.15, all Lobbyists shall register as an Authority Lobbyist with the Authority Clerk within ten (10) days of qualifying as a lobbyist. A qualifying lobbyist is any individual who receives \$100 or more in any calendar month to lobby any Commission Member or employee of the Authority for the purpose of influencing any action of the Authority. To obtain Lobbyist Registration Statement Forms, contact the Board Services/Authority Clerk Department.

PLEASE COMPLETE A "REQUEST TO SPEAK" FORM PRIOR TO THE COMMENCEMENT OF THE MEETING AND SUBMIT IT TO THE AUTHORITY CLERK. **PLEASE REVIEW THE POLICY FOR PUBLIC PARTICIPATION IN BOARD AND BOARD COMMISSION MEETINGS (PUBLIC COMMENT) LOCATED AT THE END OF THE AGENDA.**

CALL TO ORDER:

PLEDGE OF ALLEGIANCE:

ROLL CALL:

NON-AGENDA PUBLIC COMMENT:

Non-Agenda Public Comment is reserved for members of the public wishing to address the Commission on matters for which another opportunity to speak **is not provided on the Agenda**, and which is within the jurisdiction of the Commission. Please submit a completed speaker slip to the Authority Clerk. ***Each individual speaker is limited to three (3) minutes. Applicants, groups and jurisdictions referring items to the Board for action are limited to five (5) minutes.***

Note: Persons wishing to speak on specific items should reserve their comments until the specific item is taken up by the Commission.

CONSENT AGENDA (Item 1-):

The Consent Agenda contains items that are routine in nature and non-controversial. It also contains consistency determinations that have been deemed consistent or conditionally consistent. The matters listed under 'Consent Agenda' may be approved by one motion. Any Commission Member may remove an item for separate consideration. Items so removed will be heard before the scheduled New Business items, unless otherwise directed by the Chair.

1. APPROVAL OF MINUTES:

The Airport Land Use Commission is requested to approve minutes of prior meetings.

RECOMMENDATION: Approve the minutes of the April 4, 2019 regular meetings.

CONSISTENCY DETERMINATIONS

2. REPORT OF DETERMINATIONS OF CONSISTENCY WITH AIRPORT LAND USE COMPATIBILITY PLANS: SAN DIEGO INTERNATIONAL AIRPORT, 777 BEECH STREET; GILLESPIE FIELD, 9702 PROSPECT AVENUE:

The Airport Land Use Commission is requested to receive a report of determinations of consistency with Airport Land Use Compatibility Plans issued by staff.

RECOMMENDATION: Receive the report.

(Planning & Environmental Affairs: Ralph Redman)

PUBLIC HEARINGS:

OLD BUSINESS:

NEW BUSINESS:

COMMISSION COMMENT:

ADJOURNMENT:

**Policy for Public Participation in Board, Airport Land Use Commission (ALUC),
and Committee Meetings (Public Comment)**

- 1) Persons wishing to address the Board, ALUC, and Committees shall complete a "Request to Speak" form prior to the initiation of the portion of the agenda containing the item to be addressed (e.g., Public Comment and General Items). Failure to complete a form shall not preclude testimony, if permission to address the Board is granted by the Chair.
- 2) The Public Comment Section at the beginning of the agenda is reserved for persons wishing to address the Board, ALUC, and Committees on any matter for which another opportunity to speak is not provided on the Agenda, and on matters that are within the jurisdiction of the Board.
- 3) Persons wishing to speak on specific items listed on the agenda will be afforded an opportunity to speak during the presentation of individual items. Persons wishing to speak on specific items should reserve their comments until the specific item is taken up by the Board, ALUC and Committees.
- 4) If many persons have indicated a desire to address the Board, ALUC and Committees on the same issue, then the Chair may suggest that these persons consolidate their respective testimonies. Testimony by members of the public on any item shall be limited to **three (3) minutes per individual speaker and five (5) minutes for applicants, groups and referring jurisdictions.**
- 5) Pursuant to Authority Policy 1.33 (8), recognized groups must register with the Authority Clerk prior to the meeting.
- 6) After a public hearing or the public comment portion of the meeting has been closed, no person shall address the Board, ALUC, and Committees without first obtaining permission to do so.

Additional Meeting Information

NOTE: This information is available in alternative formats upon request. To request an Agenda in an alternative format, or to request a sign language or oral interpreter, or an Assistive Listening Device (ALD) for the meeting, please telephone the Authority Clerk's Office at (619) 400-2400 at least three (3) working days prior to the meeting to ensure availability.

For your convenience, the agenda is also available to you on our website at www.san.org.

For those planning to attend the Board meeting, parking is available in the public parking lot located directly in front of the Administration Building. Bring your ticket to the third floor receptionist for validation.

You may also reach the SDCRAA Building by using public transit via the San Diego MTS System, Route 992. For route and fare information, please call the San Diego MTS at (619) 233-3004 or 511.