



# Airport Noise Advisory Committee

August 15, 2018

## Agenda

1. Welcome and Introductions
2. Presentation Items
  - a. Quieter Home Program Update
  - b. Missed Approach Statistics
  - c. Early Turn & Other Flight Ops Statistics
  - d. Curfew Violation Review Panel Statistics
  - e. Noise Complaint Statistics
  - f. Update on ANAC Recommendations
  - g. Part 150 TAC Update (Flt. Procedure Eval.)
  - h. Update on ANOMS Upgrade
3. Public Comment
4. Action Items
  - a. Approval of Minutes from June 20, 2018.

Next Meeting: October 17, 2018

1. Adjourn



# Quieter Home Program Update

PROGRAM STATISTICS	
Applicants / Homes on the Wait List	546/1,064
Homes Completed in June & July	39
Estimated Homes to Complete in CY 2018	300
Total Homes Completed (through July 31, 2018)	3,600

## Updates

- Neighborhood Equity plan approved, moving forward with homes tested below 45 dB (ventilation, weather stripping windows/doors)
- Continue to work on unresolved issues (Commercial Zoning)

# QHP Questions ?



# Definition: Missed Approaches



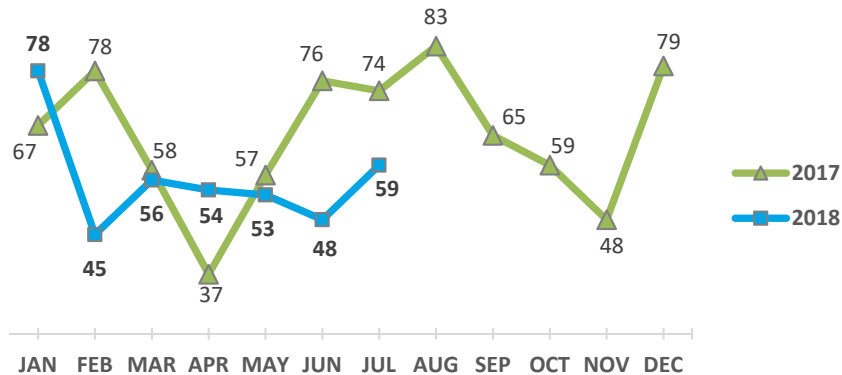
Commonly referred to as a “Go-Around,” a missed approach occurs when an aircraft cannot complete its landing and is required to make another attempt. It can be caused by:

- Inclement weather conditions/(low visibility)
- Debris on the runway
- ATC separation of aircraft, slower aircraft unable to exit airspace or runway, forcing larger aircraft to go around

Missed approaches are **safety operations** that the Authority cannot influence.

# Missed Approach Statistics

## Missed Approaches by Month

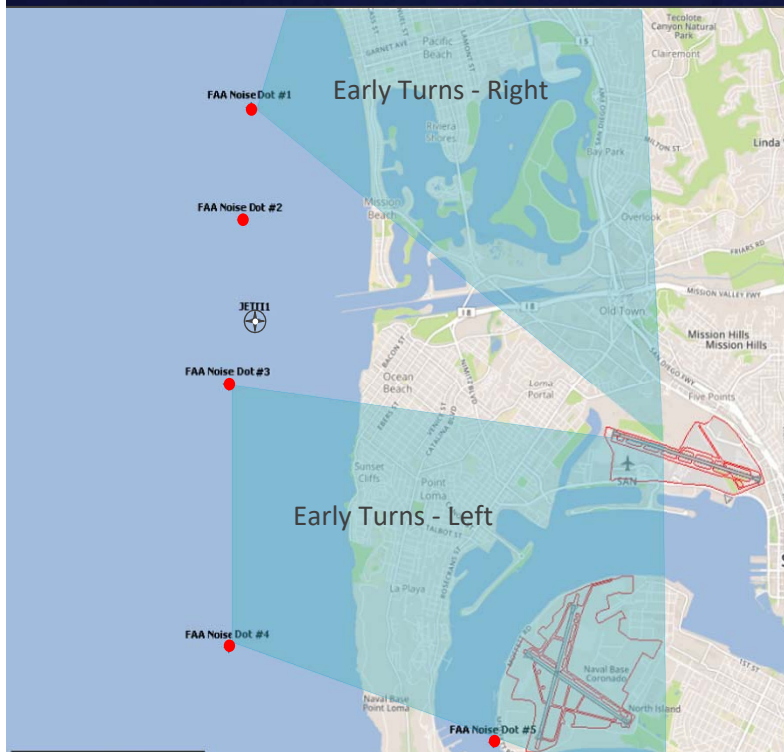


## Missed Approaches by Year

YEAR	Total Missed Approaches	% of Total Arrivals that are Missed Approached
2013	659	0.7
2014	637	0.7
2015	748	0.8
2016	771	0.8
2017	781	0.7
2018	393*	0.6

\*Through July 31, 2018

# Definition: Early Turns

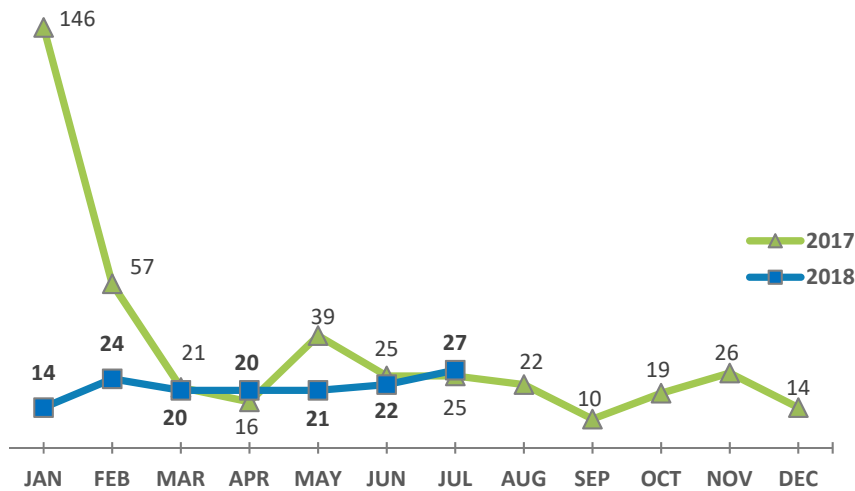


The Authority has defined early turns to the right as those aircraft that turn prior to FAA Noise Dot #1 at the 295-degree heading to the right. Left early turns are defined as those aircraft that turn prior to the FAA Noise Dot #3 at the 265-degree heading to the left.

Causes for early turns can be similar to missed approaches and are often due to weather or separation.

# Early Turn Statistics

## Early Turns by Month



## Early Turns by Year

YEAR	Early Turns
2013	829
2014	1,105
2015	1,293
2016	776
2017	420
2018	148*

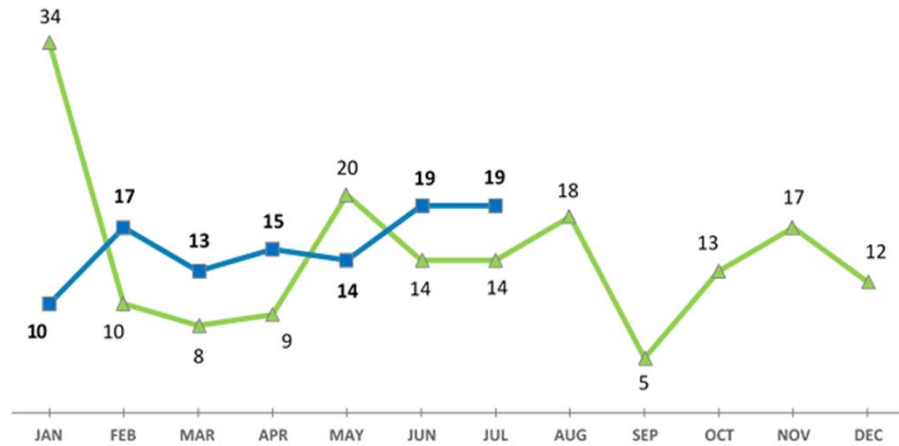
\*Through July 31, 2018

Departures that turn before reaching the FAA Noise Dots or turn back over the peninsula are considered Early Turns.

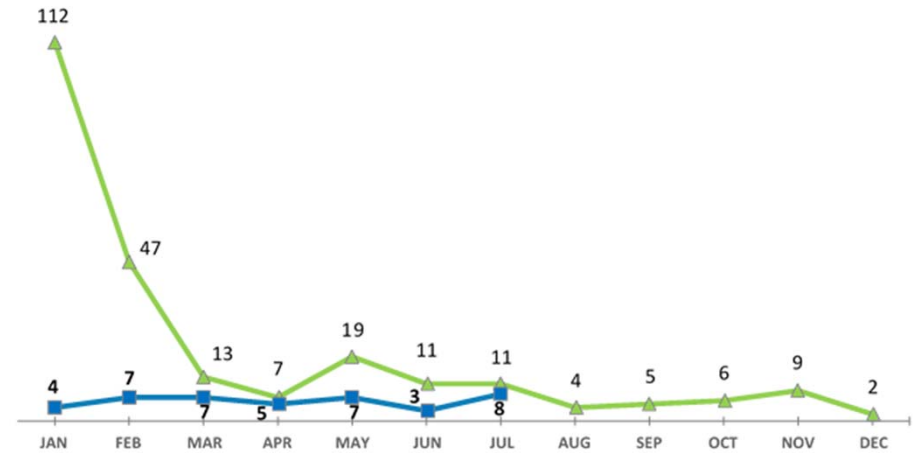


# Early Turn Statistics Left vs. Right

## Over Point Loma

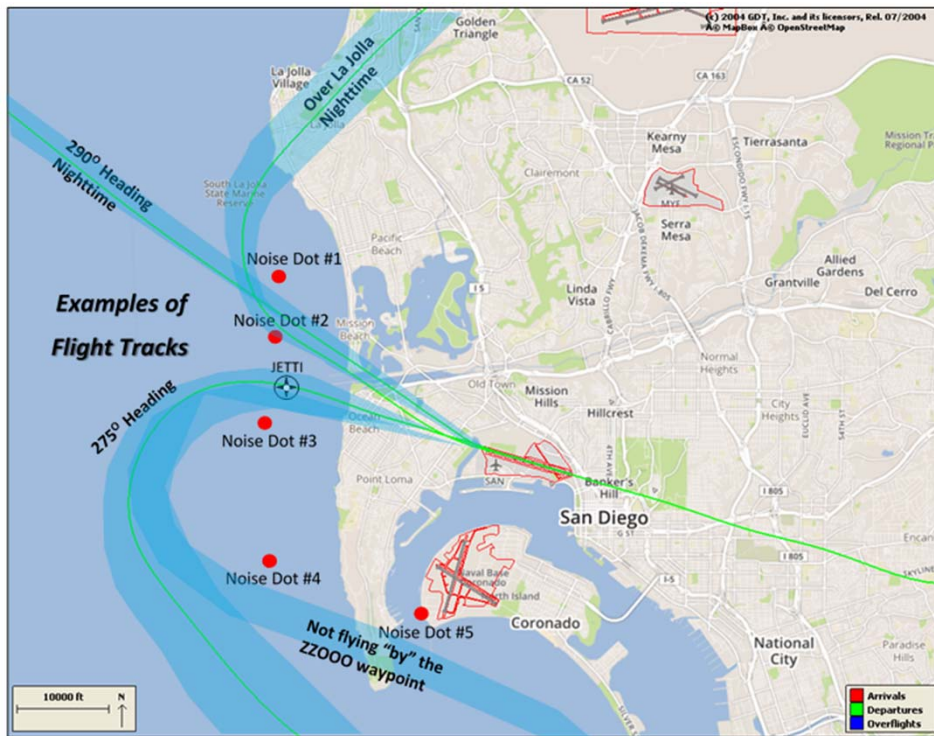


## Over Mission Beach



▲ 2017  
■ 2018

# Other Flight Ops Statistics



## Common Flight Ops Concerns

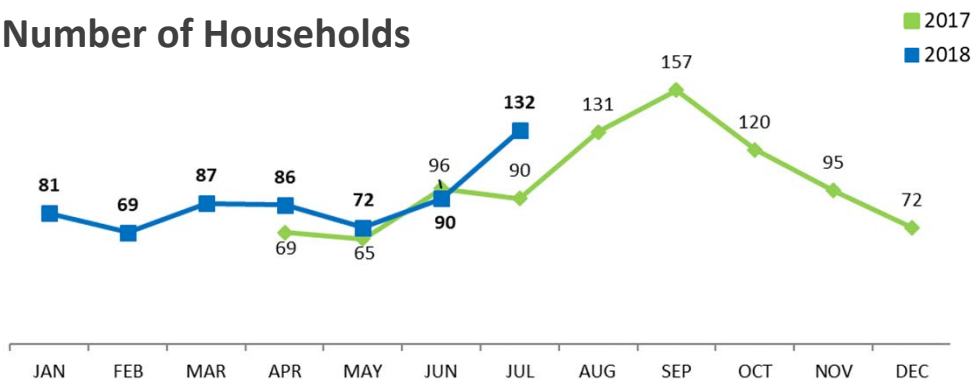
Date	Not compliant with Nighttime Procedures (290° Heading)	Over La Jolla Nighttime (compliant)	% of ZZ000 not flying "by" ZZ000 (compliant)
June	1	12	10%
July	3	5	12%

# Flight Ops Questions ?

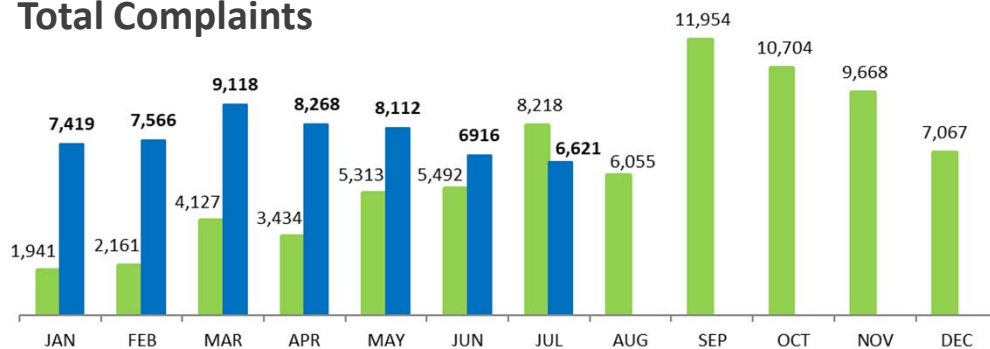


# Noise Complaints & Curfew Overview

## Number of Households



## Total Complaints



\*New noise complaint system started in April, 2017.

\*Through July 31, 2018

## Annual Curfew Violations

Year	Fines Assessed
2014	\$ 178,000
2015	\$ 152,165
2016	\$ 564,000
2017	\$ 376,000
2018	\$ 100,000*

## Annual Fines Assessed

Year	Total Curfew Violations
2014	47
2015	55
2016	84
2017	72
2018	29*

# Complaints / Curfew Questions ?



## Agenda

1. Welcome and Introductions
2. Presentation Items
  - a. Quieter Home Program Update
  - b. Missed Approach Statistics
  - c. **Early Turn & Other Flight Ops Statistics**
  - d. Curfew Violation Review Panel Statistics
  - e. Noise Complaint Statistics
  - f. Update on ANAC Recommendations
  - g. Part 150 TAC Update (Flt. Procedure Eval.)
  - h. Update on ANOMS Upgrade
3. Public Comment
4. Action Items
  - a. Approval of Minutes from June 20, 2018.

Next Meeting: October 17, 2018

1. Adjourn





San Diego County Regional Airport Authority

# **Airport Noise and Operations Monitoring System Upgrade**

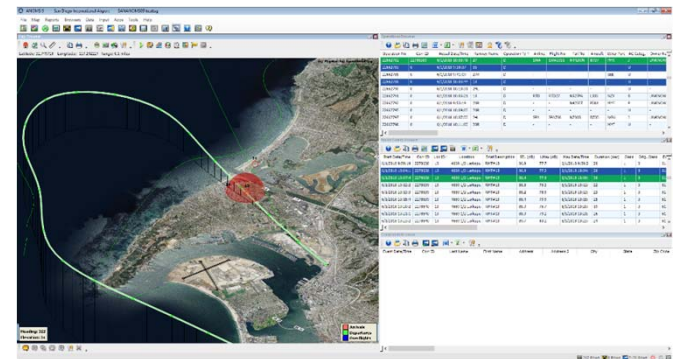
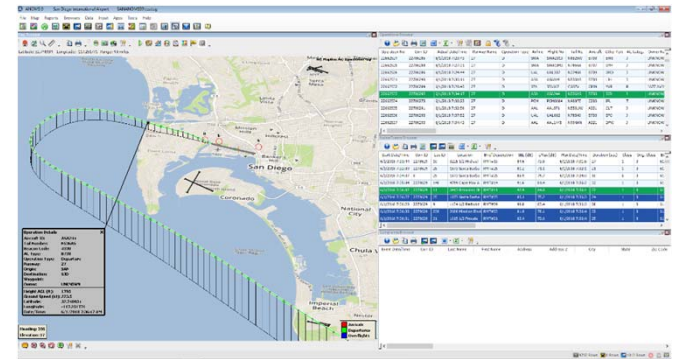
# Noise and Operations Monitoring System

- Airport Noise and Operations Monitoring System-ANOMS

- 23 permanent noise monitoring locations
- Noise data integrated with FAA radar data
- Software solution to analyze flight tracks, noise complaints and noise levels
- Public facing solutions

- ANOMS Upgrade

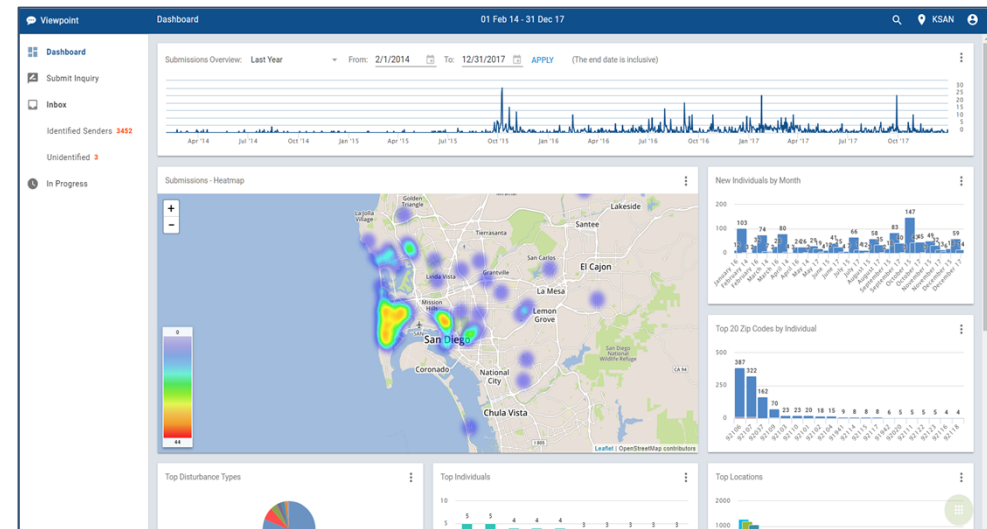
- Replace all noise monitoring equipment
- Integration of SWIM FAA radar feed
- Software solution upgrade for advanced analysis tools
- Upgrade to public facing solutions





# Upgraded Public Features

- Online Flight Tracking - WebTrak
  - Real Time (5-min delay) Flight Tracking
  - Real Time Noise and Event Data
- Noise Complaint Entry
  1. WebTrak
  2. App
- San Diego Airport Staff Interface
  - Complaint Dashboard
  - Interactive Reporting



# New and Improved WebTrak - Demo

The screenshot displays the WebTrak San Diego International Airport interface. The main map shows flight paths and noise dots around the airport. The sidebar on the left includes a 'Quick Start Guide', 'Aircraft' information, and a 'Flights by hour for Aug 7 2018' bar chart. A 'Weather' widget is visible in the bottom right corner of the map area.

**San Diego International Airport**  
Start Here Investigate Legend Help

**Quick Start Guide**  
Using WebTrak you can track the flight activity in to and out of Airport Name, along with information about each aircraft.

**Aircraft**  
Aircraft are color-coded to show whether they are arrivals, departures or over flights. Please refer to Legend tab for details of color usage.  
The line trailing behind each aircraft shows where it flew in the last 30 seconds.

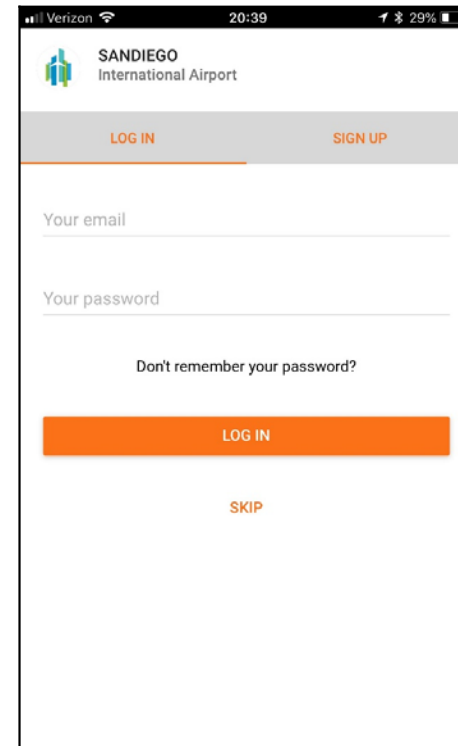
**Flights by hour for Aug 7 2018**

Hour	Flights
00:00	0
01:00	0
02:00	0
03:00	0
04:00	0
05:00	0
06:00	0
07:00	0
08:00	0
09:00	0
10:00	0
11:00	0
12:00	0
13:00	0
14:00	0
15:00	0
16:00	0
17:00	0
18:00	0
19:00	0
20:00	0
21:00	0
22:00	0
23:00	0

**Weather**  
A Few Clouds  
Variable winds @ 7 mph  
Observation Time: 12:51 PM  
Temperature: 86 °F  
Pressure: 29.8 inHg  
Relative Humidity: 53%  
Dew Point: 67 °F  
Visibility: 10 mi

# San Diego Community Inquiry – Phone App

- App works on all smartphones
- Directly enter complaints
- View historical complaints (Sept 1 release)
- Same complaint login works for all devices (WebTrak and App)



# AIRCRAFT NOISE

## 3 WAYS TO FILE A COMPLAINT



### Use the Web

Click on the link above to access the flight tracker to file a complaint.



### Use the App

Click on the link above to download the app to file a complaint.



### Call

Call (619) 400-2799.

Leave information regarding your noise complaint.

# AIRCRAFT NOISE

---

## COMPLAINT PROCESS

THE STEP BY STEP PROCESS OF WHAT HAPPENS WHEN YOU FILE A COMPLAINT WITH SDCRAA



### 1. File

The initial complaint is filed and sent to the airport noise staff.



### 2. Review

Staff reviews the complaint to determine if further research is necessary.



### 3. Research

Research is conducted and staff responds, as necessary, to answer questions from the complaint.



### 4. ANAC

At the bi-monthly Airport Noise Advisory Committee, complaints are presented including total number of complaints, number of households filing complaints, common concerns addressed in complaints, and location of complaints.

# NOISE COMPLAINT TOOLS

---

## WORKSHOP SESSIONS SCHEDULE

We want to make sure that you know how to use our tools to research and file a noise complaint. Because of this, we will be conducting five workshops to meet with members of the community to teach them how to use these tools one-on-one. We ask that you bring your portable tools (cell phone, laptop, other

mobile device) so that we can help you use the applications on your own device. There are five workshops in the neighborhoods where we receive the highest number of noise concerns. Please feel free to attend any session.

## WORKSHOPS

---

### Pacific Beach-Taylor Branch Library

Community Room/Taylor Gallery

**Wednesday, September 5, 2018**

2:00PM-4:00PM

4275 Cass St., San Diego, CA 92109

### La Jolla-Riford Library

Seminar Room

**Thursday, September 6, 2018**

2:30PM-4:30PM

7555 Draper Ave., La Jolla, CA 92037

### Point Loma-Hervey Library

Marla Haas Community Room

**Tuesday, September 11, 2018**

2:00PM-4:00PM

3701 Voltaire St., San Diego, CA 92107

### Lemon Grove Library

Community Room

**Wednesday, September 12, 2018**

4:00PM-6:00PM

3001 School Ln., Lemon Grove, CA 91945

### Golden Hill Recreation Center

Community Room/Clubhouse

**Tuesday, September 18, 2018**

2:00PM-4:00PM

2600 Golf Course Dr., San Diego, CA 92102

---

*If these sessions don't fit your schedule, please contact (619) 400-2660 to schedule an appointment in our office.*