

SAN DIEGO COUNTY REGIONAL AIRPORT AUTHORITY

Board Members

C. April Boling
Chairman

Greg Cox
Jim Desmond
Robert H. Gleason
Jim Janney
Mark Kersey
Paul Robinson
Michael Schumacher
Mary Sessom

Ex-Officio Board Members

Laurie Berman
Eraina Ortega
Col. Jason Woodworth

President / CEO

Kimberly J. Becker

REVISED 8/22/17

EXECUTIVE/FINANCE COMMITTEE and SPECIAL BOARD MEETING

AGENDA

Monday, August 28, 2017
9:00 A.M.

San Diego International Airport
SDCRAA Administration Building -- Third Floor
Board Room
3225 N. Harbor Drive
San Diego, CA 92101

This Agenda contains a brief general description of each item to be considered. The indication of a recommended action does not indicate what action (if any) may be taken. If comments are made to the Committee without prior notice or are not listed on the Agenda, no specific answers or responses should be expected at this meeting pursuant to State law. ***Please note that agenda items may be taken out of order.***

Staff Reports and documentation relating to each item of business on the Agenda are on file in Corporate & Information Governance and are available for public inspection.

***NOTE:** This Committee Meeting also is noticed as a Special Meeting of the Board to (1) foster communication among Board members in compliance with the Brown Act; and (2) preserve the advisory function of the Committee.

Board members who are not members of this Committee may attend and participate in Committee discussions. Since sometimes more than a quorum of the Board may be in attendance, to comply with the Brown Act, this Committee meeting also is noticed as a Special Meeting of the Board.

To preserve the proper function of the Committee, only members officially assigned to this Committee are entitled to vote on any item before the Committee. This Committee only has the power to review items and make recommendations to the Board. Accordingly, this Committee cannot, and will not, take any final action that is binding on the Board or the Authority, even if a quorum of the Board is present.

PLEASE COMPLETE A "REQUEST TO SPEAK" FORM PRIOR TO THE COMMENCEMENT OF THE MEETING AND SUBMIT IT TO THE AUTHORITY CLERK. ***PLEASE REVIEW THE POLICY FOR PUBLIC PARTICIPATION IN BOARD AND BOARD COMMITTEE MEETINGS (PUBLIC COMMENT) LOCATED AT THE END OF THE AGENDA.***

CALL TO ORDER:

PLEDGE OF ALLEGIANCE:

ROLL CALL:

Executive Committee

Committee Members: Boling (Chairman), Janney, Robinson

Finance Committee

Committee Members: Boling (Chairman), Cox, Janney, Sessom

NON-AGENDA PUBLIC COMMENT

Non-Agenda Public Comment is reserved for members of the public wishing to address the Committee on matters for which another opportunity to speak **is not provided on the Agenda**, and which is within the jurisdiction of the Committee. Please submit a completed speaker slip to the Authority Clerk. ***Each individual speaker is limited to three (3) minutes. Applicants, groups and jurisdictions referring items to the Board for action are limited to five (5) minutes.***

Note: Persons wishing to speak on specific items should reserve their comments until the specific item is taken up by the Board.

NEW BUSINESS:

1. APPROVAL OF MINUTES:

RECOMMENDATION: Approve the minutes of the June 26, 2017, regular meeting.

FINANCE COMMITTEE NEW BUSINESS:

2. REVIEW OF THE UNAUDITED FINANCIAL STATEMENTS FOR THE TWELVE MONTHS ENDED JUNE 30, 2017:

This item will be placed on the Board's September 7, 2017, agenda for acceptance.

Presented by: Kathy Kiefer, Senior Director, Finance and Asset Management

3. REVIEW OF THE AUTHORITY'S INVESTMENT REPORT AS OF JULY 31, 2017:

This item will be placed on the Board's September 7, 2017, agenda for acceptance.

Presented by: Geoff Bryant, Manager, Airport Finance

- 4. SERIES 2017 BOND SALE BRIEFING:**
Presented by: Scott Brickner, Vice President, Finance & Asset Management/Treasurer

EXECUTIVE COMMITTEE NEW BUSINESS:

- 5. PRE-APPROVAL OF TRAVEL REQUESTS AND APPROVAL OF BUSINESS AND TRAVEL EXPENSE REIMBURSEMENT REQUESTS FOR BOARD MEMBERS, THE PRESIDENT/CEO, THE CHIEF AUDITOR AND GENERAL COUNSEL:**
RECOMMENDATION: Pre-approve travel requests and approve business and travel expense reimbursement requests.
Presented by Tony R. Russell, Director, Corporate & Information Governance/Authority Clerk

REVIEW OF FUTURE AGENDAS:

- 6. REVIEW OF THE DRAFT AGENDA FOR THE SEPTEMBER 7, 2017, BOARD MEETING:**
Presented by: Kimberly J. Becker, President/CEO
- 7. REVIEW OF THE DRAFT AGENDA FOR THE SEPTEMBER 7, 2017, AIRPORT LAND USE COMMISSION MEETING:**
Presented by: Kimberly J. Becker, President/CEO

COMMITTEE MEMBER COMMENTS:

ADJOURNMENT:

Policy for Public Participation in Board, Airport Land Use Commission (ALUC), and Committee Meetings (Public Comment)

- 1) Persons wishing to address the Board, ALUC, and Committees shall complete a “Request to Speak” form prior to the announcement of that portion of the agenda containing the item to be addressed (e.g., Public Comment and General Items). Failure to complete a form shall not preclude testimony, if permission to address the Board is granted by the Chair.
- 2) The Public Comment period at the beginning of the agenda is limited to eighteen (18) minutes and is reserved for persons wishing to address the Board, ALUC, or Committee on any matter for which another opportunity to speak is not provided on the Agenda, and on matters that are within the jurisdiction of the Board. A second Public Comment period is reserved for general public comment later in the meeting for those who were not heard during the first Public Comment period.
- 3) Persons wishing to speak on a specific item listed on the agenda will be afforded an opportunity to speak during the presentation of that individual item. Persons wishing to speak on a specific item should reserve their comments until the item is taken up by the Board, ALUC or Committee. Public comment on a specific item is limited to twenty (20) minutes – ten (10) minutes for those in favor and ten (10) minutes for those in opposition of an item. Each individual speaker will be allowed three (3) minutes, and applicants and groups will be allowed five (5) minutes.
- 4) If many persons have indicated a desire to address the Board, ALUC or Committees on the same issue, then the Chair may suggest that these persons consolidate their respective testimonies. Testimony by members of the public on any item shall be limited to **three (3) minutes per individual speaker and five (5) minutes for applicants, groups and referring jurisdictions.**
- 5) Pursuant to Authority Policy 1.33 (8), recognized groups must register with the Authority Clerk prior to the meeting.
- 6) After a public hearing or the Public Comment portion of the meeting has been closed, no person shall address the Board, ALUC, and Committees without first obtaining permission to do so.

Additional Meeting Information

NOTE: This information is available in alternative formats upon request. To request an Agenda in an alternative format, or to request a sign language or oral interpreter, or an Assistive Listening Device (ALD) for the meeting, please telephone the Authority Clerk’s Office at (619) 400-2400 at least three (3) working days prior to the meeting to ensure availability.

For your convenience, the agenda is also available to you on our website at www.san.org.

For those planning to attend the Board meeting, parking is available in the public parking lot located directly in front of the SDCRAA Administration Building. Bring your ticket to the third floor receptionist for validation.

You may also reach the SDCRAA Administration Building by using public transit via the San Diego MTS system, Route 992. For route and fare information, please call the San Diego MTS at (619) 233-3004 or 511.

UPCOMING MEETING SCHEDULE

<i>Date</i>	<i>Day</i>	<i>Time</i>	<i>Meeting Type</i>	<i>Location</i>
September 25	Monday	9:00 A.M.	Regular	Board Room

DRAFT
SAN DIEGO COUNTY REGIONAL AIRPORT AUTHORITY
EXECUTIVE AND FINANCE COMMITTEE MEETING MINUTES
MONDAY, JUNE 26, 2017
BOARD ROOM

CALL TO ORDER: Chairman Boling called the Executive and Finance Committee and Special Board Meeting to order at 9:01 a.m., on Monday, June 26, 2017, in the Board Room of the San Diego International Airport, Administration Building, 3225 N. Harbor Drive, San Diego, CA 92101.

PLEDGE OF ALLEGIANCE: Board Member Gleason led the Pledge of Allegiance.

ROLL CALL:

Executive Committee

Present: Committee Members: Boling (Chairman), Robinson

Board Members: Gleason

Absent: Committee Members: Janney

Finance Committee

Present: Committee Members: Boling (Chairman), Cox, Sessom

Absent: Committee Members: Janney

Also Present: Kimberly Becker, President/CEO; Amy Gonzalez, General Counsel;
Tony Russell, Director, Corporate and Information Governance/
Authority Clerk; Stephanie Heying, Assistant Authority Clerk II

NON-AGENDA PUBLIC COMMENT: None.

NEW BUSINESS:

1. APPROVAL OF MINUTES:

RECOMMENDATION: Approve the minutes of the May 22, 2017, regular meeting.

ACTION: Moved by Board Member Robinson and seconded by Chairman Boling to approve staff's recommendation. Motion carried unanimously, noting Board Member Janney as ABSENT.

FINANCE COMMITTEE NEW BUSINESS:

2. REVIEW OF THE UNAUDITED FINANCIAL STATEMENTS FOR THE ELEVEN MONTHS ENDED MAY 31, 2017:

Scott Brickner, VP, Finance and Asset Management/Treasurer and Kathy Kiefer, Senior Director, Finance and Asset Management, provided a presentation on the Review of the Unaudited Financial Statements for the Eleven Months Ended May 31, 2017, which included Gross Landing Weight Units; Enplanements; Car Rental License Fees; Food and Beverage Concessions Revenue; Retail Concessions Revenue; Total Terminal Concessions; Parking Revenue; Operating Revenues for the Eleven Months Ended May 31, 2017; Financial Summary for the Eleven Months Ended May 31, 2017; Non-operating Revenues & Expenses for the Eleven Months Ended May 31, 2017; Operating Expenses for the Eleven Months Ended May 31, 2017; Financial Summary for the Eleven Months Ended May 31, 2017; and Statements of Net Position as of May 31, 2017.

3. REVIEW OF THE AUTHORITY'S INVESTMENT REPORT AS OF MAY 31, 2017:

Geoff Bryant, Manager, Airport Finance, provided a presentation on the Authority's Investment Report as of May 31, 2017, which included Total Portfolio Summary; Portfolio Composition by Security Type; Portfolio Composition by Credit Rating; Portfolio Composition by Maturity; Benchmark Comparison; Detail of Security Holdings; Portfolio Investment Transactions; Bond Proceeds Summary; and Bonds Proceeds Investment Transactions.

4. SUMMARY OF OUTSTANDING REVOLVING OBLIGATIONS AS OF MAY 31, 2017:

Geoff Bryant, Manager, Airport Finance, provided a presentation on the Summary of Outstanding Revolving Obligations as of May 31, 2017.

5. **AUTHORIZATION OF BOND DOCUMENTS AND SALE OF UP TO \$400 MILLION AIRPORT REVENUE BONDS, INCLUDING DELEGATION OF PRICING AUTHORITY, TO REFUND A PORTION OF THE AUTHORITY'S OUTSTANDING SUBORDINATE REVOLVING OBLIGATIONS AND TO FUND THE PARKING PLAZA, FIS AND CAPITAL IMPROVEMENT PROGRAM; AUTHORIZATION OF THE \$10 MILLION IRREVOCABLE COMMITMENT OF PASSENGER FACILITY CHARGES IN FY 2018 TO THE PAYMENT OF DEBT SERVICE AND; AUTHORIZATION OF REIMBURSEMENT AGREEMENT:**

John Dillon, Director, Business and Financial Management, provided a presentation on the Authorization of Bond Documents and Sale of Up to \$400 Million Airport Revenue Bonds, which included Debt Profile; Plan of Finance; Projected Debt Profile; Airport Debt Per Enplanement; Historic and Projected Debt Service Coverage; Favorable Current Market Conditions; Principal Documents of the General Airport Revenue Bond (GARB) Sale; and Preliminary Timeline.

RECOMMENDATION: Forward this item to the Board with a recommendation for approval.

ACTION: Moved by Board Member Cox and seconded by Chairman Boling to approve staff's recommendation. Motion carried unanimously, noting Board Member Janney as ABSENT.

EXECUTIVE COMMITTEE NEW BUSINESS:

6. **PRE-APPROVAL OF TRAVEL REQUESTS AND APPROVAL OF BUSINESS AND TRAVEL EXPENSE REIMBURSEMENT REQUESTS FOR BOARD MEMBERS, THE PRESIDENT/CEO, THE CHIEF AUDITOR AND GENERAL COUNSEL:**

RECOMMENDATION: Pre-approve travel requests and approve business and travel expense reimbursement requests.

ACTION: Moved by Board Member Robinson and seconded by Chairman Boling to approve staff's recommendation. Motion carried unanimously, noting Board Member Janney ABSENT.

REVIEW OF FUTURE AGENDAS:

7. **REVIEW OF THE DRAFT AGENDA FOR THE JULY 6, 2017, BOARD MEETING:**

Kimberly J. Becker, President/CEO, provided an overview of the draft agenda for the July 6, 2017, Board Meeting.

8. REVIEW OF THE DRAFT AGENDA FOR THE JULY 6, 2017, AIRPORT LAND USE COMMISSION MEETING:

Kimberly J. Becker, President/CEO, provided an overview of the draft agenda for the July 6, 2017, ALUC Meeting.

Board Member Gleason requested that General Council provide a memo to the Board regarding Service Employees International Union (SEIU) and Janitor negotiations.

CLOSED SESSION: The Committee recessed into Closed Session at 9:47 a.m. to discuss Item 9.

9. CONFERENCE WITH LABOR NEGOTIATOR:

Labor negotiations pursuant to Cal. Gov. Code §54957.6

Authority Designated Negotiators: Kimberly Becker, President/CEO, and Kurt Gering, Director, Talent, Culture & Capability

Employee Organization: Teamsters 911

REPORT ON CLOSED SESSION: The meeting adjourned at 10:40 a.m.

COMMITTEE MEMBER COMMENTS: None

ADJOURNMENT: The meeting adjourned at 10:40 a.m.

APPROVED BY A MOTION OF THE SAN DIEGO COUNTY REGIONAL AIRPORT AUTHORITY EXECUTIVE COMMITTEE THIS 28TH DAY OF AUGUST, 2017.

TONY R. RUSSELL
DIRECTOR, CORPORATE &
INFORMATION GOVERNANCE/
AUTHORITY CLERK

APPROVED AS TO FORM:

AMY GONZALEZ
GENERAL COUNSEL

SAN DIEGO COUNTY REGIONAL AIRPORT AUTHORITY
Statements of Net Position
as of June 30, 2017
(Unaudited)
Revised

ASSETS

	June	
	2017	2016
Current assets:		
Cash and investments ⁽¹⁾	\$ 82,304,997	\$ 59,328,407
Tenant lease receivable, net of allowance of 2017: (\$227,155) and 2016: (\$219,353)	9,321,939	8,528,816
Grants receivable	3,354,396	7,623,419
Notes receivable-current portion	1,801,694	1,705,491
Prepaid expenses and other current assets	4,433,986	3,392,579
Total current assets	101,217,012	80,578,712
Cash designated for capital projects and other ⁽¹⁾	25,792,246	31,270,718
Restricted assets:		
Cash and investments:		
Bonds reserve ⁽¹⁾	60,779,648	57,872,255
Passenger facility charges and interest unapplied ⁽¹⁾	73,311,497	73,279,889
Customer facility charges and interest unapplied ⁽¹⁾	37,816,405	32,922,067
SBD Bond Guarantee ⁽¹⁾	4,000,000	4,000,000
Bond proceeds held by trustee ⁽¹⁾	161,884,683	184,297,604
Variable rate debt interest held by Trustee ⁽¹⁾	162,616	-
Passenger facility charges receivable	6,155,618	4,497,657
Customer facility charges receivable	3,731,762	2,969,593
OCIP insurance reserve	2,791,385	3,033,990
Total restricted assets	350,633,614	362,873,055
Noncurrent assets:		
Capital assets:		
Land and land improvements	111,041,142	109,974,224
Runways, roads and parking lots	626,871,756	590,772,032
Buildings and structures	1,421,351,604	1,406,112,149
Machinery and equipment	49,078,924	47,362,116
Vehicles	15,720,793	14,629,334
Office furniture and equipment	33,489,927	32,334,706
Works of art	10,065,769	9,579,436
Construction-in-progress	171,498,031	152,703,001
	2,439,117,946	2,363,466,998
Less accumulated depreciation	(894,209,246)	(812,459,642)
Total capital assets, net	1,544,908,700	1,551,007,356
Other assets:		
Notes receivable - long-term portion	33,242,085	35,043,779
Investments-long-term portion ⁽¹⁾	174,112,000	150,323,134
Security deposit	349,943	349,943
Total other assets	207,704,028	185,716,856
Deferred outflows of resources:		
Deferred pension contributions	6,889,425	5,697,106
Other deferred pension outflows	15,047,685	288,051
Total assets and deferred outflows of resources	\$ 2,252,192,710	\$ 2,217,431,854

⁽¹⁾ Total cash and investments, \$632,842,857 for 2017 and \$593,294,074 for 2016

SAN DIEGO COUNTY REGIONAL AIRPORT AUTHORITY
Statements of Net Position
as of June 30, 2017
(Unaudited)
Revised

LIABILITIES AND NET POSITION

	June	
	2017	2016
Current liabilities:		
Accounts payable and accrued liabilities	\$ 49,619,884	\$ 53,763,791
Deposits and other current liabilities	10,382,847	5,326,097
Total current liabilities	60,002,731	59,089,888
Current liabilities - payable from restricted assets:		
Current portion of long-term debt	11,585,000	11,090,000
Accrued interest on bonds and variable debt	32,748,704	32,953,804
Total liabilities payable from restricted assets	44,333,704	44,043,804
Long-term liabilities:		
Variable debt	58,998,000	32,581,000
Other long-term liabilities	7,963,502	8,799,878
Long term debt - bonds net of amortized premium	1,276,017,497	1,291,756,043
Net pension liability	18,111,482	1,680,759
Total long-term liabilities	1,361,090,481	1,334,817,680
Total liabilities	1,465,426,916	1,437,951,372
Deferred inflows of resources:		
Deferred pension inflows	1,815,440	1,807,420
Total liabilities and deferred inflows of resources	\$ 1,467,242,356	\$ 1,439,758,792
Net Position:		
Invested in capital assets, net of related debt	352,750,572	392,155,741
Other restricted	188,384,629	178,574,787
Unrestricted:		
Designated	25,792,246	31,270,718
Undesignated	218,022,907	175,671,816
Total Net Position	\$ 784,950,354	\$ 777,673,062

SAN DIEGO COUNTY REGIONAL AIRPORT AUTHORITY
 Statements of Revenues, Expenses, and Changes in Net Position
 For the Month Ended June 30, 2017
 (Unaudited)
 Revised

	Budget	Actual	Variance Favorable (Unfavorable)	% Change	Prior Year
Operating revenues:					
Aviation revenue:					
Landing fees	\$ 2,402,651	\$ 1,007,337	\$ (1,395,314)	(58)%	\$ 954,123
Aircraft parking Fees	242,304	261,683	19,379	8%	226,045
Building rentals	4,579,372	6,083,986	1,504,614	33%	4,751,023
Security surcharge	2,488,129	2,132,305	(355,824)	(14)%	4,654,151
CUPPS Support Charges	103,761	42,099	(61,662)	(59)%	46,463
Other aviation revenue	138,378	136,422	(1,956)	(1)%	135,907
Terminal rent non-airline	103,182	138,101	34,919	34%	110,441
Terminal concessions	2,215,752	2,410,477	194,725	9%	2,171,992
Rental car license fees	2,244,572	2,460,277	215,705	10%	2,808,538
Rental car center cost recovery	182,887	248,202	65,315	36%	147,654
License fees other	362,145	537,418	175,273	48%	441,548
Parking revenue	3,323,430	3,545,680	222,250	7%	3,642,074
Ground transportation permits and citations	549,659	756,019	206,360	38%	471,714
Ground rentals	1,548,570	1,548,067	(503)	-	1,535,216
Grant reimbursements	18,074	24,000	5,926	33%	24,000
Other operating revenue	62,690	112,392	49,702	79%	90,231
Total operating revenues	20,565,556	21,444,465	878,909	4%	22,211,120
Operating expenses:					
Salaries and benefits	4,328,127	5,526,008	(1,197,881)	(28)%	3,516,239
Contractual services	3,754,255	4,291,123	(536,868)	(14)%	3,646,540
Safety and security	2,745,832	3,095,159	(349,327)	(13)%	3,155,032
Space rental	849,288	848,997	291	-	868,365
Utilities	1,172,600	972,178	200,422	17%	1,022,749
Maintenance	1,498,040	1,425,269	72,771	5%	1,011,782
Equipment and systems	66,515	88,605	(22,090)	(33)%	253,578
Materials and supplies	40,582	81,940	(41,358)	(102)%	80,180
Insurance	77,388	78,916	(1,528)	(2)%	78,592
Employee development and support	123,807	219,477	(95,670)	(77)%	164,362
Business development	245,131	160,857	84,274	34%	325,649
Equipment rentals and repairs	292,607	147,023	145,584	50%	135,316
Total operating expenses	15,194,172	16,935,552	(1,741,380)	(11)%	14,258,384
Depreciation	9,332,567	9,332,567	-	-	8,746,330
Operating income (loss)	(3,961,183)	(4,823,654)	(862,471)	(22)%	(793,594)
Nonoperating revenue (expenses):					
Passenger facility charges	3,805,540	3,644,070	(161,470)	(4)%	3,464,497
Customer facility charges (Rental Car Center)	3,449,856	3,471,360	21,504	1%	2,829,555
Quieter Home Program	(248,845)	(108,476)	140,369	56%	961,885
Interest income	527,985	776,903	248,918	47%	554,506
BAB interest rebate	385,935	396,345	10,410	3%	398,843
Interest expense	(5,640,140)	(5,775,852)	(135,712)	-	(2,176,000)
Bond amortization costs	342,560	342,992	432	-	350,212
Other nonoperating income (expenses)	(837)	(461,298)	(460,461)	-	1,121,420
Nonoperating revenue, net	2,622,054	2,286,044	(336,010)	(13)%	7,504,918
Change in net position before capital grant contributions	(1,339,129)	(2,537,610)	(1,198,481)	89%	6,711,324
Capital grant contributions	149,667	98,685	(50,982)	(34)%	(147,449)
Change in net position	\$ (1,189,462)	\$ (2,438,925)	\$ (1,249,463)	(105)%	\$ 6,563,875

SAN DIEGO COUNTY REGIONAL AIRPORT AUTHORITY
Statements of Revenues, Expenses, and Changes in Net Position
For the Twelve Months Ended June 30, 2017 and 2016
(Unaudited)
Revised

	Budget	Actual	Variance Favorable (Unfavorable)	% Change	Prior Year
Operating revenues:					
Aviation revenue:					
Landing fees	\$ 26,620,941	\$ 24,637,196	\$ (1,983,745)	(7)%	\$ 23,984,793
Aircraft parking fees	2,907,647	2,926,972	19,325	1%	2,701,219
Building rentals	54,924,548	56,623,591	1,699,043	3%	53,536,280
Security surcharge	29,857,549	29,477,505	(380,044)	(1)%	29,223,097
CUPPS Support Charges	1,245,131	1,181,660	(63,471)	(5)%	1,152,458
Other aviation revenue	1,619,773	1,617,410	(2,363)	-	1,607,391
Terminal rent non-airline	1,241,740	1,556,123	314,383	25%	1,031,891
Terminal concessions	23,856,776	26,145,801	2,289,025	10%	24,017,968
Rental car license fees	26,488,900	28,295,513	1,806,613	7%	27,025,167
Rental car center cost recovery	2,194,641	1,866,307	(328,334)	(15)%	790,649
License fees other	4,339,300	4,948,191	608,891	14%	4,440,557
Parking revenue	40,577,290	41,355,249	777,959	2%	42,872,849
Ground transportation permits and citations	6,242,148	8,051,988	1,809,840	29%	5,232,793
Ground rentals	18,582,841	18,496,911	(85,930)	-	15,193,757
Grant reimbursements	219,900	292,000	72,100	33%	292,730
Other operating revenue	752,288	1,457,407	705,119	94%	890,455
Total operating revenues	241,671,413	248,929,824	7,258,411	3%	233,994,054
Operating expenses:					
Salaries and benefits	45,555,884	46,906,790	(1,350,906)	(3)%	42,067,370
Contractual services	44,698,464	44,311,822	386,642	1%	38,211,379
Safety and security	29,061,387	28,421,602	639,785	2%	28,721,250
Space rental	10,191,450	10,189,944	1,506	-	10,367,148
Utilities	12,903,213	10,735,956	2,167,257	17%	11,479,888
Maintenance	14,665,767	14,269,951	395,816	3%	14,121,739
Equipment and systems	365,314	512,855	(147,541)	(40)%	714,491
Materials and supplies	446,912	610,808	(163,896)	(37)%	529,486
Insurance	1,012,758	956,358	56,400	6%	949,491
Employee development and support	1,328,398	1,353,253	(24,855)	(2)%	1,242,213
Business development	2,564,368	2,340,951	223,417	9%	2,391,260
Equipment rentals and repairs	3,627,672	3,130,315	497,357	14%	2,859,710
Total operating expenses	166,421,587	163,740,605	2,680,982	2%	153,655,425
Depreciation	95,229,027	95,229,027	-	-	87,820,864
Operating income (loss)	(19,979,201)	(10,039,808)	9,939,393		(7,482,235)
Nonoperating revenue (expenses):					
Passenger facility charges	41,924,100	42,199,763	275,663	1%	40,257,993
Customer facility charges (Rental Car Center)	37,286,862	36,527,853	(759,009)	(2)%	33,207,946
Quieter Home Program	(3,206,962)	(784,752)	2,422,210	76%	(3,798,968)
Interest income	6,535,556	8,133,765	1,598,209	24%	5,998,969
BAB interest rebate	4,631,219	4,651,203	19,984	-	4,656,199
Interest expense	(67,082,086)	(62,347,408)	4,734,678	7%	(54,878,277)
Bond amortization costs	4,153,112	4,153,544	432	-	4,243,249
Other nonoperating income (expenses)	(10,000)	(17,120,557)	(17,110,557)	-	2,246,369
Nonoperating revenue, net	24,231,801	15,413,411	(8,818,390)	(36)%	31,933,480
Change in net position before capital grant contributions	4,252,600	5,373,603	1,121,003	26%	24,451,245
Capital grant contributions	1,350,000	1,903,686	553,686	41%	10,477,054
Change in net position	\$ 5,602,600	\$ 7,277,289	\$ 1,674,689	30%	\$ 34,928,299



San Diego County Regional Airport Authority
Authority Detail Income Statement - Supplemental Schedule
For the twelve months ended June 30, 2017
(Unaudited)

Print Date: 8/18/2017
 Print Time: 2:46:58PM
 Report ID: GL0012

	Month to Date					Year to Date				
	Budget	Actual	Variance Favorable (Unfavorable)	Variance Percent	Prior Year Actual	Budget	Actual	Variance Favorable (Unfavorable)	Variance Percent	Prior Year Actual
Landing Fees										
41112 - Landing Fees - Signatory	\$2,402,651	\$933,658	\$(1,468,993)	(61)	\$926,176	\$26,749,899	\$24,881,831	\$(1,868,068)	(7)	\$24,073,489
41113 - Landing Fee Rebate	0	73,679	73,679	0	27,947	(128,958)	(244,635)	(115,676)	(90)	(88,696)
Total Landing Fees	2,402,651	1,007,337	(1,395,314)	(58)	954,123	26,620,940	24,637,196	(1,983,745)	(7)	23,984,793
Aircraft Parking Fees										
41150 - Terminal Aircraft Parking	208,381	208,376	(5)	0	194,400	2,500,576	2,500,517	(59)	0	2,332,795
41155 - Remote Aircraft Parking	33,923	53,307	19,384	57	31,646	407,071	426,455	19,384	5	368,424
Total Aircraft Parking Fees	242,304	261,683	19,379	8	226,046	2,907,647	2,926,972	19,325	1	2,701,219
Building and Other Rents										
41210 - Terminal Rent	4,507,685	5,997,127	1,489,442	33	4,687,808	54,092,222	55,778,231	1,686,009	3	52,801,246
41215 - Federal Inspection Services	71,686	86,859	15,173	21	63,213	832,326	845,360	13,034	2	735,034
Total Building and Other Rents	4,579,371	6,083,986	1,504,615	33	4,751,021	54,924,548	56,623,591	1,699,043	3	53,536,280
Security Surcharge										
41310 - Airside Security Charges	613,108	259,980	(353,128)	(58)	692,736	7,357,300	6,998,445	(358,855)	(5)	6,691,524
41320 - Terminal Security Charge	1,875,021	1,872,325	(2,696)	0	3,961,415	22,500,249	22,479,060	(21,188)	0	22,531,573
Total Security Surcharge	2,488,129	2,132,305	(355,824)	(14)	4,654,151	29,857,549	29,477,505	(380,043)	(1)	29,223,097
CUPPS Support Charges										
41400 - CUPPS Support Charges	103,761	42,099	(61,662)	(59)	46,463	1,245,131	1,181,660	(63,471)	(5)	1,152,458
Total CUPPS Support Charges	103,761	42,099	(61,662)	(59)	46,463	1,245,131	1,181,660	(63,471)	(5)	1,152,458
Other Aviation Revenue										
43100 - Fuel Franchise Fees	19,427	17,471	(1,956)	(10)	16,956	192,361	189,998	(2,363)	(1)	179,979
43105 - New Capital Recovery	118,951	118,951	0	0	118,951	1,427,412	1,427,412	0	0	1,427,412
Total Other Aviation Revenue	138,378	136,422	(1,956)	(1)	135,907	1,619,773	1,617,410	(2,363)	0	1,607,391
Non-Airline Terminal Rents										
45010 - Terminal Rent - Non-Airline	103,182	138,101	34,919	34	110,441	1,241,740	1,556,123	314,383	25	1,031,891
Total Non-Airline Terminal Rents	103,182	138,101	34,919	34	110,441	1,241,740	1,556,123	314,383	25	1,031,891

San Diego County Regional Airport Authority
Authority Detail Income Statement - Supplemental Schedule
For the twelve months ended June 30, 2017
(Unaudited)

Print Date: 8/18/2017
Print Time: 2:46:58PM
Report ID: GL0012

	Month to Date					Year to Date				
	Budget	Actual	Variance Favorable (Unfavorable)	Variance Percent	Prior Year Actual	Budget	Actual	Variance Favorable (Unfavorable)	Variance Percent	Prior Year Actual
Concession Revenue										
45111 - Term Concessions-Food & Bev	\$953,987	\$1,083,068	\$129,081	14	\$975,864	\$9,995,466	\$10,974,569	\$979,102	10	\$10,405,272
45112 - Terminal Concessions - Retail	613,912	683,176	69,264	11	605,074	6,469,511	7,199,925	730,414	11	6,368,546
45113 - Term Concessions - Other	262,139	263,430	1,292	0	260,761	3,075,700	3,858,153	782,453	25	3,303,256
45114 - Term Concessions Space Rents	71,969	80,033	8,064	11	71,170	863,631	878,530	14,899	2	854,994
45115 - Term Concessions Cost Recovery	130,787	114,525	(16,261)	(12)	82,604	1,354,940	1,100,562	(254,379)	(19)	1,032,761
45116 - Rec Distr Center Cost Recovery	127,172	127,397	225	0	124,769	1,526,061	1,514,959	(11,102)	(1)	1,486,990
45117 - Concessions Marketing Program	55,786	58,848	3,062	5	51,750	571,467	619,103	47,637	8	566,149
45120 - Rental car license fees	2,244,572	2,460,277	215,705	10	2,808,538	26,488,900	28,295,513	1,806,613	7	27,025,167
45121 - Rental Car Center Cost Recover	182,887	248,202	65,315	36	147,654	2,194,641	1,866,307	(328,335)	(15)	790,649
45130 - License Fees - Other	362,145	537,418	175,272	48	441,548	4,339,300	4,948,191	608,891	14	4,440,557
Total Concession Revenue	5,005,355	5,656,373	651,018	13	5,569,732	56,879,618	61,255,813	4,376,194	8	56,274,343
Parking and Ground Transportat										
45210 - Parking	3,323,430	3,545,680	222,250	7	3,642,074	40,577,290	41,355,249	777,959	2	42,872,849
45220 - AVI fees	541,278	718,809	177,532	33	417,301	5,648,944	7,164,669	1,515,726	27	3,999,868
45240 - Ground Transportation Pe	0	4,180	4,180	0	7,814	492,626	649,419	156,792	32	974,275
45250 - Citations	8,381	33,030	24,648	294	46,599	100,578	237,900	137,322	137	258,650
Total Parking and Ground Transportat	3,873,089	4,301,699	428,610	11	4,113,788	46,819,438	49,407,237	2,587,799	6	48,105,643
Ground Rentals										
45310 - Ground Rental - Fixed	1,548,570	1,548,068	(502)	0	1,535,216	18,582,841	18,496,911	(85,930)	0	15,171,183
45320 - Ground Rental - Percenta	0	0	0	0	0	0	0	0	0	22,574
Total Ground Rentals	1,548,570	1,548,068	(502)	0	1,535,216	18,582,841	18,496,911	(85,930)	0	15,193,757
Grant Reimbursements										
45410 - TSA Reimbursements	18,074	24,000	5,926	33	24,000	219,900	292,000	72,100	33	292,730
Total Grant Reimbursements	18,074	24,000	5,926	33	24,000	219,900	292,000	72,100	33	292,730

San Diego County Regional Airport Authority
Authority Detail Income Statement - Supplemental Schedule
For the twelve months ended June 30, 2017
(Unaudited)

Print Date: 8/18/2017
Print Time: 2:46:58PM
Report ID: GL0012

	Month to Date					Year to Date				
	Budget	Actual	Variance Favorable (Unfavorable)	Variance Percent	Prior Year Actual	Budget	Actual	Variance Favorable (Unfavorable)	Variance Percent	Prior Year Actual
Other Operating Revenue										
45510 - Finger Printing Fee	\$17,605	\$23,141	\$5,536	31	\$18,924	\$211,264	\$213,899	\$2,635	1	\$205,737
45520 - Utilities Reimbursements	19,427	16,613	(2,814)	(14)	19,427	233,120	224,679	(8,441)	(4)	242,057
45530 - Miscellaneous Other Reve	4,274	5,901	1,627	38	2,447	51,284	669,541	618,257	1,206	147,170
45540 - Service Charges	7,314	45,441	38,127	521	19,414	87,767	146,840	59,073	67	105,043
45570 - FBO Landing Fees	14,071	21,295	7,224	51	30,019	168,853	197,808	28,955	17	179,808
45580 - Equipment Rental	0	0	0	0	0	0	4,640	4,640	0	10,640
Total Other Operating Revenue	62,691	112,391	49,700	79	90,231	752,288	1,457,406	705,119	94	890,456
Total Operating Revenue	20,565,556	21,444,465	878,909	4	22,211,120	241,671,414	248,929,825	7,258,411	3	233,994,057
Personnel Expenses										
Salaries										
51110 - Salaries & Wages	3,494,791	2,906,348	588,443	17	2,682,147	35,094,014	28,902,458	6,191,557	18	28,001,235
51210 - Paid Time Off	0	279,434	(279,434)	0	301,395	0	2,766,377	(2,766,377)	0	2,682,443
51220 - Holiday Pay	0	57,264	(57,264)	0	53,982	0	713,273	(713,273)	0	777,653
51240 - Other Leave With Pay	0	5,356	(5,356)	0	6,093	0	114,891	(114,891)	0	109,381
51250 - Special Pay	0	1,326,098	(1,326,098)	0	1,205,017	0	2,086,106	(2,086,106)	0	1,929,313
Total Salaries	3,494,791	4,574,500	(1,079,709)	(31)	4,248,635	35,094,014	34,583,104	510,910	1	33,500,026
52110 - Overtime	58,447	68,520	(10,072)	(17)	66,284	664,500	700,345	(35,845)	(5)	700,683

San Diego County Regional Airport Authority
Authority Detail Income Statement - Supplemental Schedule
For the twelve months ended June 30, 2017
(Unaudited)

Print Date: 8/18/2017
Print Time: 2:46:58PM
Report ID: GL0012

	Month to Date					Year to Date				
	Budget	Actual	Variance Favorable (Unfavorable)	Variance Percent	Prior Year Actual	Budget	Actual	Variance Favorable (Unfavorable)	Variance Percent	Prior Year Actual
Benefits										
54110 - FICA Tax	\$267,513	\$344,070	\$(76,557)	(29)	\$315,245	\$2,600,116	\$2,511,196	\$88,921	3	\$2,433,155
54120 - Unemployment Insurance-S	0	0	0	0	0	0	72,538	(72,538)	0	55,070
54130 - Workers Compensation Ins	29,721	18,857	10,864	37	17,868	298,357	195,314	103,042	35	135,335
54135 - Workers Comp Incident Expense	0	4,134	(4,134)	0	12,613	0	86,540	(86,540)	0	46,481
54210 - Medical Insurance	384,716	309,696	75,019	19	327,595	4,514,819	3,930,552	584,267	13	3,983,392
54220 - Dental Insurance	27,522	26,236	1,286	5	25,923	329,751	311,974	17,777	5	309,029
54230 - Vision Insurance	3,376	3,264	112	3	3,148	40,515	38,508	2,007	5	37,928
54240 - Life Insurance	8,615	8,642	(27)	0	7,690	103,378	100,522	2,857	3	93,147
54250 - Short Term Disability	9,584	10,108	(524)	(5)	9,694	115,011	119,819	(4,808)	(4)	115,800
54310 - Retirement	516,387	536,233	(19,846)	(4)	599,128	6,196,646	5,857,106	339,540	5	5,847,214
54312 - GABS 68 -Non-funded Retirement	0	0	0	0	(1,514,601)	0	1,679,109	(1,679,109)	0	(1,514,601)
54315 - Retiree	174,548	228,950	(54,401)	(31)	100,100	2,094,581	2,145,850	(51,269)	(2)	2,067,250
54410 - Taxable Benefits	0	20,060	(20,060)	0	0	0	40,691	(40,691)	0	19,562
54430 - Accrued Vacation	0	(39,923)	39,923	0	19,961	0	(131,087)	131,087	0	185,601
Total Benefits	1,421,983	1,470,328	(48,345)	(3)	(75,636)	16,293,173	16,958,631	(665,458)	(4)	13,814,362
Cap Labor/Burden/OH Recharge										
54510 - Capitalized Labor Recha	(581,082)	(113,173)	(467,909)	(81)	(81,071)	(5,833,173)	(1,086,813)	(4,746,360)	(81)	(1,005,473)
54515 - Capitalized Burden Rech	0	(43,055)	43,055	0	(32,631)	0	(402,458)	402,458	0	(387,313)
54599 - OH Contra	0	(416,510)	416,510	0	(532,647)	0	(3,618,125)	3,618,125	0	(3,814,875)
Total Cap Labor/Burden/OH Recharge	(581,082)	(572,738)	(8,344)	(1)	(646,349)	(5,833,173)	(5,107,396)	(725,778)	(12)	(5,207,661)
QHP Labor/Burden/OH Recharge										
54520 - QHP Labor Recharge	(66,009)	(10,330)	(55,680)	(84)	(29,072)	(662,631)	(91,941)	(570,690)	(86)	(353,227)
54525 - QHP Burden Recharge	0	(4,272)	4,272	0	(12,295)	0	(37,859)	37,859	0	(150,511)
54526 - QHP OH Contra Acct	0	0	0	0	(35,330)	0	(99,109)	99,109	0	(236,906)
Total QHP Labor/Burden/OH Recharge	(66,009)	(14,602)	(51,407)	(78)	(76,696)	(662,631)	(228,910)	(433,721)	(65)	(740,644)
MM&JS Labor/Burden/OH Recharge										
54530 - MM & JS Labor Recharge	0	(236)	236	0	0	0	686	(686)	0	(1,488)
54531 - Joint Studies - Labor	0	236	(236)	0	0	0	327	(327)	0	2,092
54535 - MM & JS Burden Recharge	0	(85)	85	0	0	0	(113)	113	0	(500)
54536 - Maintenance-Burden	0	85	(85)	0	0	0	113	(113)	0	500
Total MM&JS Labor/Burden/OH Recharge	0	0	0	0	0	0	1,012	(1,012)	0	605
Total Personnel Expenses	4,328,130	5,526,008	(1,197,878)	(28)	3,516,238	45,555,883	46,906,787	(1,350,904)	(3)	42,067,370

San Diego County Regional Airport Authority
Authority Detail Income Statement - Supplemental Schedule
For the twelve months ended June 30, 2017
(Unaudited)

Print Date: 8/18/2017
Print Time: 2:46:58PM
Report ID: GL0012

	Month to Date					Year to Date				
	Budget	Actual	Variance Favorable (Unfavorable)	Variance Percent	Prior Year Actual	Budget	Actual	Variance Favorable (Unfavorable)	Variance Percent	Prior Year Actual
Non-Personnel Expenses										
Contract Services										
61100 - Temporary Staffing	\$25,562	\$45,330	\$(19,769)	(77)	\$66,970	\$186,700	\$397,503	\$(210,803)	(113)	\$429,249
61110 - Auditing Services	30,000	22,000	8,000	27	23,736	189,800	180,800	9,000	5	201,236
61120 - Legal Services	74,000	(6,264)	80,264	108	38,398	800,000	447,715	352,285	44	151,969
61130 - Services - Professional	1,112,853	1,542,295	(429,443)	(39)	1,475,694	13,238,384	12,796,678	441,706	3	12,633,681
61150 - Outside Svs - Other	328,445	366,010	(37,565)	(11)	354,119	3,744,096	3,475,821	268,275	7	3,343,830
61160 - Services - Custodial	2,302,250	2,426,429	(124,179)	(5)	2,316,929	28,247,134	27,822,923	424,211	2	22,671,504
61190 - Receiving & Dist Cntr Services	134,610	134,653	(42)	0	127,581	1,599,419	1,594,694	4,725	0	1,561,468
61990 - OH Contra	(253,465)	(239,329)	(14,135)	(6)	(756,886)	(3,307,069)	(2,404,312)	(902,757)	(27)	(2,781,558)
Total Contract Services	3,754,256	4,291,125	(536,869)	(14)	3,646,541	44,698,463	44,311,822	386,641	1	38,211,379
Safety and Security										
61170 - Services - Fire, Police,	495,720	581,433	(85,713)	(17)	516,613	5,948,635	5,726,344	222,291	4	5,960,129
61180 - Services - SDUPD-Harbor	1,581,778	1,989,936	(408,158)	(26)	2,255,874	18,142,752	17,799,133	343,619	2	18,764,780
61185 - Guard Services	278,333	356,090	(77,757)	(28)	268,849	3,170,000	3,299,808	(129,808)	(4)	3,010,982
61188 - Other Safety & Security Serv	390,000	167,699	222,301	57	113,695	1,800,000	1,596,317	203,683	11	985,359
Total Safety and Security	2,745,831	3,095,157	(349,326)	(13)	3,155,031	29,061,387	28,421,602	639,785	2	28,721,250
Space Rental										
62100 - Rent	849,288	848,997	291	0	868,365	10,191,450	10,189,944	1,506	0	10,367,148
Total Space Rental	849,288	848,997	291	0	868,365	10,191,450	10,189,944	1,506	0	10,367,148
Utilities										
63100 - Telephone & Other Commun	36,235	22,120	14,114	39	28,308	431,845	607,349	(175,504)	(41)	388,445
63110 - Utilities - Gas & Electr	1,033,109	908,611	124,498	12	904,769	11,454,868	9,150,125	2,304,743	20	10,102,816
63120 - Utilities - Water	103,256	41,678	61,578	60	88,905	1,016,500	982,297	34,203	3	993,488
63190 - OH Contra	0	(230)	230	0	767	0	(3,815)	3,815	0	(4,861)
Total Utilities	1,172,599	972,179	200,420	17	1,022,750	12,903,213	10,735,955	2,167,258	17	11,479,888

San Diego County Regional Airport Authority
Authority Detail Income Statement - Supplemental Schedule
For the twelve months ended June 30, 2017
(Unaudited)

Print Date: 8/18/2017
Print Time: 2:46:58PM
Report ID: GL0012

	----- Month to Date -----					----- Year to Date -----				
	Budget	Actual	Variance Favorable (Unfavorable)	Variance Percent	Prior Year Actual	Budget	Actual	Variance Favorable (Unfavorable)	Variance Percent	Prior Year Actual
Maintenance										
64100 - Facilities Supplies	\$85,710	\$113,606	\$(27,896)	(33)	\$200,325	\$964,100	\$988,578	\$(24,478)	(3)	\$1,047,957
64110 - Maintenance - Annual R	967,073	934,176	32,897	3	1,345,173	10,501,667	10,067,969	433,698	4	10,631,156
64122 - Contractor Labor	0	149	(149)	0	0	0	838	(838)	0	0
64123 - Contractor Burden	0	190	(190)	0	0	0	1,067	(1,067)	0	0
64124 - Maintenance-Overhead	0	585	(585)	0	12	0	1,337	(1,337)	0	114
64125 - Major Maintenance - Mat	325,257	280,960	44,297	14	68,435	2,600,000	2,731,044	(131,044)	(5)	1,572,004
64127 - Contract Overhead (co	0	(196)	196	0	0	0	3,072	(3,072)	0	394
64130 - Remediation	0	19	(19)	0	0	0	19	(19)	0	0
64140 - Refuse & Hazardous Waste	120,000	95,781	24,219	20	(602,163)	600,000	476,027	123,973	21	870,114
Total Maintenance	1,498,040	1,425,271	72,769	5	1,011,781	14,665,767	14,269,951	395,816	3	14,121,740
Equipment and Systems										
65100 - Equipment & Systems	69,429	76,200	(6,771)	(10)	259,027	391,300	518,351	(127,051)	(32)	722,531
65101 - OH Contra	(2,914)	12,405	(15,319)	(526)	(5,449)	(25,986)	(5,496)	(20,490)	(79)	(8,040)
Total Equipment and Systems	66,515	88,605	(22,090)	(33)	253,578	365,314	512,855	(147,541)	(40)	714,490
Materials and Supplies										
65110 - Office & Operating Suppl	37,895	67,968	(30,073)	(79)	51,960	406,225	516,820	(110,595)	(27)	407,773
65120 - Safety Equipment & Suppl	8,105	13,948	(5,843)	(72)	18,975	84,790	101,948	(17,158)	(20)	124,502
65130 - Tools - Small	1,250	1,666	(416)	(33)	7,196	16,000	54,622	(38,622)	(241)	19,487
65199 - OH Contra	(6,669)	(1,642)	(5,027)	(75)	2,050	(60,103)	(62,582)	2,478	4	(22,276)
Total Materials and Supplies	40,581	81,940	(41,359)	(102)	80,181	446,912	610,807	(163,896)	(37)	529,486
Insurance										
67170 - Insurance - Property	40,726	40,919	(193)	0	37,184	488,710	491,033	(2,323)	0	446,207
67171 - Insurance - Liability	12,170	11,825	346	3	17,254	207,044	141,900	65,144	31	207,044
67172 - Insurance - Public Offic	11,281	11,255	26	0	11,771	156,323	136,012	20,311	13	142,198
67173 - Insurance Miscellaneous	13,211	14,918	(1,707)	(13)	12,384	160,681	187,413	(26,732)	(17)	154,042
Total Insurance	77,388	78,917	(1,529)	(2)	78,593	1,012,758	956,359	56,399	6	949,491

San Diego County Regional Airport Authority
Authority Detail Income Statement - Supplemental Schedule
For the twelve months ended June 30, 2017
(Unaudited)

Print Date: 8/18/2017
Print Time: 2:46:58PM
Report ID: GL0012

	----- Month to Date -----					----- Year to Date -----				
	Budget	Actual	Variance Favorable (Unfavorable)	Variance Percent	Prior Year Actual	Budget	Actual	Variance Favorable (Unfavorable)	Variance Percent	Prior Year Actual
Employee Development and Suppo										
66120 - Awards - Service	\$6,000	\$15,064	\$(9,064)	(151)	\$5,475	\$82,550	\$67,687	\$14,863	18	\$31,767
66130 - Book & Periodicals	5,897	4,596	1,301	22	15,303	72,769	45,116	27,654	38	69,515
66220 - Permits/Certificates/Lic	15,659	15,893	(234)	(1)	4,353	198,875	194,072	4,803	2	125,464
66260 - Recruiting	1,520	3,292	(1,772)	(117)	1,044	19,250	127,084	(107,834)	(560)	21,980
66280 - Seminars & Training	42,115	46,451	(4,335)	(10)	71,857	435,914	375,905	60,009	14	472,407
66290 - Transportation	14,017	12,287	1,729	12	12,542	158,996	139,059	19,937	13	142,584
66299 - OH Contra	(2,905)	8,729	(11,634)	(400)	(9,609)	(52,311)	(44,571)	(7,740)	(15)	(44,974)
66305 - Travel-Employee Developm	26,168	44,678	(18,510)	(71)	47,169	274,705	290,616	(15,911)	(6)	297,079
66310 - Tuition	5,000	8,723	(3,723)	(74)	9,108	60,000	38,696	21,304	36	54,539
66320 - Uniforms	10,335	59,763	(49,428)	(478)	7,120	77,650	119,589	(41,939)	(54)	71,852
Total Employee Development and Suppo	123,806	219,477	(95,671)	(77)	164,361	1,328,398	1,353,253	(24,855)	(2)	1,242,212
Business Development										
66100 - Advertising	116,587	(10,213)	126,800	109	113,004	1,134,124	820,094	314,030	28	414,147
66110 - Allowance for Bad Debts	2,500	8,278	(5,778)	(231)	(3,278)	10,000	10,013	(13)	0	161,664
66200 - Memberships & Dues	45,132	37,694	7,438	16	181,668	407,454	430,656	(23,202)	(6)	509,824
66230 - Postage & Shipping	3,249	799	2,450	75	1,408	31,235	16,653	14,582	47	18,461
66240 - Promotional Activities	50,508	77,442	(26,934)	(53)	93,868	695,345	731,117	(35,772)	(5)	663,838
66250 - Promotional Materials	7,797	30,198	(22,400)	(287)	(84,101)	81,670	131,499	(49,829)	(61)	431,840
66300 - Travel-Business Developm	19,358	16,658	2,700	14	23,080	204,540	200,919	3,621	2	191,486
Total Business Development	245,132	160,856	84,276	34	325,650	2,564,368	2,340,951	223,417	9	2,391,259
Equipment Rentals and Repairs										
66140 - Computer Licenses & Agre	13,078	893	12,185	93	11,513	334,512	354,435	(19,923)	(6)	200,445
66150 - Equipment Rental/Leasing	17,592	(63,155)	80,747	459	(59,265)	275,486	174,058	101,428	37	188,255
66160 - Tenant Improvements	65,000	39,960	25,040	39	183,785	900,000	597,728	302,272	34	739,621
66270 - Repairs - Office Equipme	207,604	164,650	42,954	21	212,058	2,305,695	2,227,132	78,563	3	2,077,149
66279 - OH Contra	(10,667)	4,675	(15,341)	(144)	(212,775)	(188,021)	(223,038)	35,017	19	(345,760)
Total Equipment Rentals and Repairs	292,607	147,021	145,586	50	135,316	3,627,672	3,130,315	497,357	14	2,859,710
Total Non-Personnel Expenses	10,866,042	11,409,545	(543,503)	(5)	10,742,145	120,865,702	116,833,813	4,031,889	3	111,588,053
Total Departmental Expenses before	15,194,172	16,935,552	(1,741,381)	(11)	14,258,383	166,421,585	163,740,600	2,680,985	2	153,655,423

San Diego County Regional Airport Authority
Authority Detail Income Statement - Supplemental Schedule
For the twelve months ended June 30, 2017
(Unaudited)

Print Date: 8/18/2017
Print Time: 2:46:58PM
Report ID: GL0012

	Month to Date					Year to Date				
	Budget	Actual	Variance Favorable (Unfavorable)	Variance Percent	Prior Year Actual	Budget	Actual	Variance Favorable (Unfavorable)	Variance Percent	Prior Year Actual
Depreciation and Amortization										
69110 - Depreciation Expense	\$9,332,567	\$9,332,567	\$0	0	\$8,746,330	\$95,229,027	\$95,229,027	\$0	0	\$87,820,864
Total Depreciation and Amortization	9,332,567	9,332,567	0	0	8,746,330	95,229,027	95,229,027	0	0	87,820,864
Non-Operating Revenue/(Expense)										
Passenger Facility Charges										
71110 - Passenger Facility Chrg	3,805,540	3,644,070	(161,470)	(4)	3,464,497	41,924,100	42,199,763	275,663	1	40,257,993
Total Passenger Facility Charges	3,805,540	3,644,070	(161,470)	(4)	3,464,497	41,924,100	42,199,763	275,663	1	40,257,993
Customer Facility Charges										
71120 - Customer facility charges (Con	3,449,856	3,471,360	21,504	1	2,829,555	37,286,862	36,527,853	(759,010)	(2)	33,207,946
Total Customer Facility Charges	3,449,856	3,471,360	21,504	1	2,829,555	37,286,862	36,527,853	(759,010)	(2)	33,207,946
Quieter Home Program										
71212 - Quieter Home - Labor	0	(10,330)	(10,330)	0	(29,072)	0	(91,941)	(91,941)	0	(353,227)
71213 - Quieter Home - Burden	0	(4,272)	(4,272)	0	(12,295)	0	(37,859)	(37,859)	0	(150,511)
71214 - Quieter Home - Overhead	0	0	0	0	(35,330)	0	(99,109)	(99,109)	0	(236,906)
71215 - Quieter Home - Material	(1,119,225)	10,075	1,129,299	101	(946,148)	(14,534,811)	(1,969,721)	12,565,090	86	(11,442,113)
71216 - Quieter Home Program	895,380	(103,948)	(999,328)	(112)	1,984,790	11,627,849	1,413,999	(10,213,850)	(88)	8,573,133
71217 - Contract Labor	0	0	0	0	(27)	0	(53)	(53)	0	(38,713)
71218 - Contractor Burden	0	0	0	0	(34)	0	(68)	(68)	0	(49,272)
71222 - Contractor Labor	0	0	0	0	0	0	0	0	0	(37,201)
71224 - Joint Studies Overhead	0	0	0	0	0	0	0	0	0	(2,962)
71225 - Joint Studies - Material	(25,000)	0	25,000	100	0	(300,000)	0	300,000	100	(61,196)
Total Quieter Home Program	(248,845)	(108,475)	140,370	56	961,885	(3,206,962)	(784,754)	2,422,209	76	(3,798,968)
Interest Income										
71310 - Interest - Investments	368,929	457,046	88,117	24	313,702	4,556,556	4,750,040	193,484	4	2,710,983
71340 - Interest - Note Receivab	159,056	159,086	30	0	166,761	1,979,000	1,979,034	34	0	2,075,539
71350 - Interest - Other	0	(732)	(732)	0	(537)	0	2,692	2,692	0	(1,874)
71360 - Interest - Bonds	0	0	0	0	0	0	0	0	0	(2,278)
71361 - Interest Income - 2010 Bonds	0	85,182	85,182	0	48,733	0	609,351	609,351	0	406,598
71363 - Interest Income - 2013 Bonds	0	31,228	31,228	0	15,108	0	417,438	417,438	0	350,847
71365 - Interest Income - 2014 Bond A	0	45,093	45,093	0	10,739	0	375,210	375,210	0	459,154
Total Interest Income	527,985	776,902	248,917	47	554,505	6,535,556	8,133,765	1,598,209	24	5,998,970

San Diego County Regional Airport Authority
Authority Detail Income Statement - Supplemental Schedule
For the twelve months ended June 30, 2017
(Unaudited)

Print Date: 8/18/2017
Print Time: 2:46:58PM
Report ID: GL0012

	Month to Date					Year to Date				
	Budget	Actual	Variance Favorable (Unfavorable)	Variance Percent	Prior Year Actual	Budget	Actual	Variance Favorable (Unfavorable)	Variance Percent	Prior Year Actual
Interest income BAB's rebate										
71362 - BAB interest rebate	\$385,935	\$396,345	\$10,410	3	\$398,843	\$4,631,219	\$4,651,203	\$19,984	0	\$4,656,199
Total Interest income BAB's rebate	385,935	396,345	10,410	3	398,843	4,631,219	4,651,203	19,984	0	4,656,199
Interest Expense										
71411 - Interest Expense- 2010 Bonds	(2,559,687)	(2,559,687)	0	0	(2,595,983)	(30,716,248)	(30,716,248)	0	0	(31,151,799)
71412 - Interest Expense 2013 Bonds	(1,529,163)	(1,529,163)	0	0	(1,534,550)	(18,349,950)	(18,349,950)	0	0	(18,414,600)
71413 - Interest Expense 2014 Bond A	(1,361,767)	(1,361,768)	0	0	(1,361,768)	(16,341,210)	(16,341,210)	0	0	(16,341,210)
71420 - Interest Expense-Variable Debt	(37,391)	(66,779)	(29,388)	(79)	(24,549)	(448,690)	(528,604)	(79,914)	(18)	(309,624)
71430 - LOC Fees - C/P	(57,491)	(66,954)	(9,463)	(16)	(28,496)	(522,870)	(338,462)	184,408	35	(326,565)
71450 - Trustee Fee Bonds	0	0	0	0	0	(20,800)	(14,411)	6,389	31	(11,995)
71451 - Program Fees - Variable Debt	(5,000)	0	5,000	100	0	(10,000)	0	10,000	100	(3,300)
71458 - Capitalized Interest	0	(90,601)	(90,601)	0	3,426,257	0	4,774,693	4,774,693	0	12,387,044
71460 - Interest Expense - Other	0	(33,850)	(33,850)	0	15,000	0	(149,150)	(149,150)	0	(1,000)
71461 - Interest Expense - Cap Leases	(89,642)	(67,051)	22,591	25	(71,910)	(672,318)	(684,066)	(11,747)	(2)	(705,228)
Total Interest Expense	(5,640,141)	(5,775,852)	(135,711)	(2)	(2,175,999)	(67,082,087)	(62,347,409)	4,734,678	7	(54,878,276)
Amortization										
69210 - Amortization - Premium	342,560	342,992	432	0	350,212	4,153,112	4,153,544	432	0	4,243,249
Total Amortization	342,560	342,992	432	0	350,212	4,153,112	4,153,544	432	0	4,243,249
Other Non-Operating Income (Expense)										
71510 - Legal Settlement Income	0	0	0	0	0	0	0	0	0	2,535
71520 - Fixed Asset Disposal-Pro	0	0	0	0	0	0	0	0	0	1,144,086
71521 - Fixed Asset Disposal - L	0	0	0	0	0	0	(14,770,491)	(14,770,491)	0	(78,560)
71530 - Gain/Loss On Investments	0	(417,387)	(417,387)	0	1,077,172	0	(2,444,596)	(2,444,596)	0	1,419,808
71540 - Discounts Earned	0	4,322	4,322	0	0	0	26,709	26,709	0	19,887
71610 - Legal Settlement Expense	(837)	0	837	100	0	(10,000)	(9,500)	500	5	(374,632)
71620 - Other non-operating revenue (e	0	177,885	177,885	0	44,248	0	301,439	301,439	0	117,245
71630 - Other Non-Operating Expe	0	(226,118)	(226,118)	0	0	0	(224,118)	(224,118)	0	(4,000)
73300 - DMJM and Auth OH Clearin	0	0	0	0	0	0	0	0	0	0
Total Other Non-Operating Income (Expense)	(837)	(461,297)	(460,460)	(55,013)	1,121,420	(10,000)	(17,120,557)	(17,110,557)	(171,106)	2,246,370
Total Non-Operating Revenue/(Expense)	2,622,053	2,286,045	(336,008)	(13)	(7,504,918)	24,231,801	15,413,408	(8,818,393)	(36)	(31,933,482)

San Diego County Regional Airport Authority
Authority Detail Income Statement - Supplemental Schedule
For the twelve months ended June 30, 2017
(Unaudited)

Print Date: 8/18/2017
Print Time: 2:46:58PM
Report ID: GL0012

	Month to Date					Year to Date				
	Budget	Actual	Variance Favorable (Unfavorable)	Variance Percent	Prior Year Actual	Budget	Actual	Variance Favorable (Unfavorable)	Variance Percent	Prior Year Actual
Capital Grant Contribution										
72100 - AIP Grants	\$149,667	\$98,685	\$(50,982)	(34)	\$(147,449)	\$1,350,000	\$1,903,686	\$553,686	41	\$10,477,054
Total Capital Grant Contribution	149,667	98,685	(50,982)	(34)	(147,449)	1,350,000	1,903,686	553,686	41	10,477,054
Total Expenses Net of Non-Operating Revenue/ (Expense)	21,755,019	23,883,390	(2,128,371)	(10)	15,647,244	236,068,811	241,652,533	(5,583,722)	(2)	199,065,751
Net Income/(Loss)	(1,189,463)	(2,438,925)	(1,249,462)	(105)	6,563,876	5,602,603	7,277,292	1,674,689	30	34,928,306
Equipment Outlay										
73200 - Equipment Outlay Expendi	(204,300)	(436,522)	(232,222)	(114)	(1,229,604)	(1,525,650)	(1,720,867)	(195,217)	(13)	(2,195,629)
73299 - Capitalized Equipment Co	0	436,522	436,522	0	1,229,604	0	1,720,867	1,720,867	0	2,195,629
Total Equipment Outlay	(204,300)	0	204,300	100	0	(1,525,650)	0	1,525,650	100	0

SAN DIEGO COUNTY REGIONAL AIRPORT AUTHORITY
Statements of Net Position
as of July 31, 2017
(Unaudited)

ASSETS

	July	
	2017	2016
Current assets:		
Cash and investments ⁽¹⁾	\$ 70,893,040	\$ 51,237,152
Tenant lease receivable, net of allowance of 2017: (\$227,155) and 2016: (\$219,353)	9,856,886	10,416,211
Grants receivable	3,691,804	8,450,918
Notes receivable-current portion	1,801,694	1,705,491
Prepaid expenses and other current assets	11,114,786	8,239,928
Total current assets	97,358,210	80,049,700
Cash designated for capital projects and other ⁽¹⁾	27,776,575	29,470,585
Restricted assets:		
Cash and investments:		
Bonds reserve ⁽¹⁾	58,279,203	57,872,255
Passenger facility charges and interest unapplied ⁽¹⁾	73,311,497	73,279,889
Customer facility charges and interest unapplied ⁽¹⁾	37,851,393	32,940,655
SBD Bond Guarantee ⁽¹⁾	4,000,000	4,000,000
Bond proceeds held by trustee ⁽¹⁾	124,635,204	142,804,465
Variable rate debt interest held by Trustee ⁽¹⁾	162,616	-
Passenger facility charges receivable	5,830,883	5,070,242
Customer facility charges receivable	3,994,570	3,556,951
OCIP insurance reserve	2,885,135	3,127,740
Total restricted assets	310,950,501	322,652,197
Noncurrent assets:		
Capital assets:		
Land and land improvements	111,041,142	109,974,224
Runways, roads and parking lots	626,871,756	590,772,032
Buildings and structures	1,421,351,604	1,406,239,576
Machinery and equipment	49,126,327	47,392,163
Vehicles	15,764,194	14,629,334
Office furniture and equipment	33,501,562	32,334,706
Works of art	10,065,769	9,579,436
Construction-in-progress	186,923,920	155,180,750
	2,454,646,274	2,366,102,221
Less accumulated depreciation	(902,079,725)	(820,156,195)
Total capital assets, net	1,552,566,549	1,545,946,026
Other assets:		
Notes receivable - long-term portion	33,098,739	34,908,400
Investments-long-term portion ⁽¹⁾	179,794,277	155,009,335
Security deposit	349,943	349,943
Total other assets	213,242,959	190,267,678
Deferred outflows of resources:		
Deferred pension contributions	7,047,397	5,728,055
Other deferred pension outflows	15,047,685	288,051
Total assets and deferred outflows of resources	\$ 2,223,989,876	\$ 2,174,402,292

⁽¹⁾ Total cash and investments, \$589,414,393 for 2017 and \$546,614,336 for 2016

SAN DIEGO COUNTY REGIONAL AIRPORT AUTHORITY
Statements of Net Position
as of July 31, 2017
(Unaudited)

LIABILITIES AND NET POSITION

	July	
	2017	2016
Current liabilities:		
Accounts payable and accrued liabilities	\$ 54,310,494	\$ 44,585,821
Deposits and other current liabilities	9,371,151	5,454,365
Total current liabilities	63,681,645	50,040,186
Current liabilities - payable from restricted assets:		
Current portion of long-term debt	12,130,000	11,585,000
Accrued interest on bonds and variable debt	5,405,392	5,450,618
Total liabilities payable from restricted assets	17,535,392	17,035,618
Long-term liabilities:		
Variable debt	58,998,000	32,581,000
Other long-term liabilities	7,951,294	8,808,501
Long term debt - bonds net of amortized premium	1,263,545,590	1,279,821,455
Net pension liability	18,111,482	1,680,759
Total long-term liabilities	1,348,606,366	1,322,891,715
Total liabilities	1,429,823,403	1,389,967,519
Deferred inflows of resources:		
Deferred pension inflows	1,815,440	1,807,420
Total liabilities and deferred inflows of resources	\$ 1,431,638,843	\$ 1,391,774,939
Net Position:		
Invested in capital assets, net of related debt	335,103,788	357,057,237
Other restricted	185,871,731	179,531,142
Unrestricted:		
Designated	27,776,575	29,470,585
Undesignated	243,598,939	216,568,389
Total Net Position	\$ 792,351,033	\$ 782,627,353

SAN DIEGO COUNTY REGIONAL AIRPORT AUTHORITY
 Statements of Revenues, Expenses, and Changes in Net Position
 For the Month Ended July 31, 2017
 (Unaudited)

	Budget	Actual	Variance Favorable (Unfavorable)	% Change	Prior Year
Operating revenues:					
Aviation revenue:					
Landing fees	\$ 2,529,025	\$ 2,530,623	\$ 1,598	-	\$ 2,418,293
Aircraft parking Fees	251,617	266,714	15,097	6%	242,298
Building rentals	4,984,249	5,012,682	28,433	1%	4,584,423
Security surcharge	2,742,997	2,751,299	8,302	-	2,488,130
CUPPS Support Charges	116,784	117,454	670	1%	103,760
Other aviation revenue	18,817	18,817	-	-	136,185
Terminal rent non-airline	130,582	131,041	459	-	110,804
Terminal concessions	2,304,331	2,402,784	98,453	4%	2,206,353
Rental car license fees	2,959,415	2,959,415	-	-	2,596,727
Rental car center cost recovery	144,308	139,453	(4,855)	(3)%	187,377
License fees other	424,658	424,324	(334)	-	348,541
Parking revenue	3,607,549	3,632,519	24,970	1%	3,803,060
Ground transportation permits and citations	632,362	733,583	101,221	16%	568,687
Ground rentals	1,675,558	1,693,794	18,236	-	1,555,288
Grant reimbursements	-	24,800	24,800	-	24,800
Other operating revenue	64,455	60,968	(3,487)	(5)%	64,075
Total operating revenues	22,586,707	22,900,270	313,563	1%	21,438,801
Operating expenses:					
Salaries and benefits	2,885,221	2,620,157	265,064	9%	2,699,347
Contractual services	3,498,656	3,403,326	95,330	3%	3,542,878
Safety and security	2,005,262	2,072,806	(67,544)	(3)%	1,916,154
Space rental	849,972	849,963	9	-	849,921
Utilities	1,069,745	1,040,349	29,396	3%	1,081,646
Maintenance	955,394	929,104	26,290	3%	991,637
Equipment and systems	7,607	10,098	(2,491)	(33)%	13,369
Materials and supplies	27,506	45,988	(18,482)	(67)%	27,934
Insurance	131,605	116,118	15,487	12%	86,133
Employee development and support	72,022	61,855	10,167	14%	30,026
Business development	94,189	107,110	(12,921)	(14)%	62,407
Equipment rentals and repairs	289,630	250,225	39,405	14%	198,743
Total operating expenses	11,886,809	11,507,099	379,710	3%	11,500,195
Depreciation	7,870,480	7,870,480	-	-	7,696,552
Operating income (loss)	2,829,418	3,522,691	693,273	(25)%	2,242,054
Nonoperating revenue (expenses):					
Passenger facility charges	3,662,403	3,662,403	-	-	3,515,663
Customer facility charges (Rental Car Center)	3,661,035	3,661,035	-	-	3,149,174
Quieter Home Program	(53,954)	(70,618)	(16,664)	(31)%	(148,585)
Interest income	710,041	794,008	83,967	12%	577,059
BAB interest rebate	388,017	387,600	(417)	-	385,851
Interest expense	(6,583,482)	(5,174,686)	1,408,796	-	(5,097,845)
Bond amortization costs	341,908	341,908	-	-	349,586
Other nonoperating income (expenses)	-	228,150	228,150	-	(257,220)
Nonoperating revenue, net	2,125,968	3,829,800	1,703,832	80%	2,473,683
Change in net position before capital grant contributions	4,955,386	7,352,491	2,397,105	48%	4,715,737
Capital grant contributions	361,250	48,189	(313,061)	(87)%	238,552
Change in net position	\$ 5,316,636	\$ 7,400,680	\$ 2,084,044	(39)%	\$ 4,954,289



San Diego County Regional Airport Authority
Authority Detail Income Statement - Supplemental Schedule
 For the month ended July 31, 2017
 (Unaudited)

Print Date: 8/18/2017
 Print Time: 3:31:35PM
 Report ID: GL0012

	Month to Date					Year to Date				
	Budget	Actual	Variance Favorable (Unfavorable)	Variance Percent	Prior Year Actual	Budget	Actual	Variance Favorable (Unfavorable)	Variance Percent	Prior Year Actual
Landing Fees										
41112 - Landing Fees - Signatory	\$2,551,870	\$2,551,870	\$0	0	\$2,433,485	\$2,551,870	\$2,551,870	\$0	0	\$2,433,485
41113 - Landing Fee Rebate	(22,845)	(21,247)	1,598	7	(15,192)	(22,845)	(21,247)	1,598	7	(15,192)
Total Landing Fees	2,529,025	2,530,623	1,598	0	2,418,294	2,529,025	2,530,623	1,598	0	2,418,294
Aircraft Parking Fees										
41150 - Terminal Aircraft Parking	216,391	221,423	5,031	2	208,376	216,391	221,423	5,031	2	208,376
41155 - Remote Aircraft Parking	35,226	45,291	10,065	29	33,923	35,226	45,291	10,065	29	33,923
Total Aircraft Parking Fees	251,618	266,713	15,096	6	242,299	251,618	266,713	15,096	6	242,299
Building and Other Rents										
41210 - Terminal Rent	4,867,624	4,920,887	53,263	1	4,509,630	4,867,624	4,920,887	53,263	1	4,509,630
41215 - Federal Inspection Services	116,624	91,795	(24,829)	(21)	74,791	116,624	91,795	(24,829)	(21)	74,791
Total Building and Other Rents	4,984,248	5,012,682	28,434	1	4,584,421	4,984,248	5,012,682	28,434	1	4,584,421
Security Surcharge										
41310 - Airside Security Charges	662,558	664,842	2,284	0	613,109	662,558	664,842	2,284	0	613,109
41320 - Terminal Security Charge	2,080,439	2,086,457	6,018	0	1,875,021	2,080,439	2,086,457	6,018	0	1,875,021
Total Security Surcharge	2,742,997	2,751,299	8,302	0	2,488,130	2,742,997	2,751,299	8,302	0	2,488,130
CUPPS Support Charges										
41400 - CUPPS Support Charges	116,784	117,454	670	1	103,760	116,784	117,454	670	1	103,760
Total CUPPS Support Charges	116,784	117,454	670	1	103,760	116,784	117,454	670	1	103,760
Other Aviation Revenue										
43100 - Fuel Franchise Fees	18,817	18,817	0	0	17,234	18,817	18,817	0	0	17,234
43105 - New Capital Recovery	0	0	0	0	118,951	0	0	0	0	118,951
Total Other Aviation Revenue	18,817	18,817	0	0	136,185	18,817	18,817	0	0	136,185
Non-Airline Terminal Rents										
45010 - Terminal Rent - Non-Airline	130,582	131,041	459	0	110,804	130,582	131,041	459	0	110,804
Total Non-Airline Terminal Rents	130,582	131,041	459	0	110,804	130,582	131,041	459	0	110,804

San Diego County Regional Airport Authority
Authority Detail Income Statement - Supplemental Schedule
For the month ended July 31, 2017
(Unaudited)

Print Date: 8/18/2017
Print Time: 3:31:35PM
Report ID: GL0012

	Month to Date					Year to Date				
	Budget	Actual	Variance Favorable (Unfavorable)	Variance Percent	Prior Year Actual	Budget	Actual	Variance Favorable (Unfavorable)	Variance Percent	Prior Year Actual
Concession Revenue										
45111 - Term Concessions-Food & Bev	\$977,380	\$1,049,102	\$71,722	7	\$958,570	\$977,380	\$1,049,102	\$71,722	7	\$958,570
45112 - Terminal Concessions - Retail	659,866	692,294	32,428	5	649,311	659,866	692,294	32,428	5	649,311
45113 - Term Concessions - Other	271,301	274,820	3,518	1	262,058	271,301	274,820	3,518	1	262,058
45114 - Term Concessions Space Rents	72,689	78,390	5,701	8	72,545	72,689	78,390	5,701	8	72,545
45115 - Term Concessions Cost Recovery	126,328	119,373	(6,956)	(6)	82,984	126,328	119,373	(6,956)	(6)	82,984
45116 - Rec Distr Center Cost Recovery	128,237	127,558	(680)	(1)	124,604	128,237	127,558	(680)	(1)	124,604
45117 - Concessions Marketing Program	68,530	61,247	(7,283)	(11)	56,281	68,530	61,247	(7,283)	(11)	56,281
45120 - Rental car license fees	2,959,415	2,959,415	0	0	2,596,727	2,959,415	2,959,415	0	0	2,596,727
45121 - Rental Car Center Cost Recover	144,308	139,453	(4,855)	(3)	187,377	144,308	139,453	(4,855)	(3)	187,377
45130 - License Fees - Other	424,658	424,324	(334)	0	348,541	424,658	424,324	(334)	0	348,541
Total Concession Revenue	5,832,713	5,925,976	93,263	2	5,338,997	5,832,713	5,925,976	93,263	2	5,338,997
Parking and Ground Transportat										
45210 - Parking	3,607,549	3,632,519	24,970	1	3,803,060	3,607,549	3,632,519	24,970	1	3,803,060
45220 - AVI fees	614,631	712,711	98,080	16	483,483	614,631	712,711	98,080	16	483,483
45240 - Ground Transportation Pe	2,319	5,460	3,141	135	76,197	2,319	5,460	3,141	135	76,197
45250 - Citations	15,412	15,412	0	0	9,007	15,412	15,412	0	0	9,007
Total Parking and Ground Transportat	4,239,911	4,366,103	126,191	3	4,371,746	4,239,911	4,366,103	126,191	3	4,371,746
Ground Rentals										
45310 - Ground Rental - Fixed	1,675,558	1,693,795	18,237	1	1,555,288	1,675,558	1,693,795	18,237	1	1,555,288
Total Ground Rentals	1,675,558	1,693,795	18,237	1	1,555,288	1,675,558	1,693,795	18,237	1	1,555,288
Grant Reimbursements										
45410 - TSA Reimbursements	0	24,800	24,800	0	24,800	0	24,800	24,800	0	24,800
Total Grant Reimbursements	0	24,800	24,800	0	24,800	0	24,800	24,800	0	24,800
Other Operating Revenue										
45510 - Finger Printing Fee	17,605	18,404	799	5	18,670	17,605	18,404	799	5	18,670
45520 - Utilities Reimbursements	19,427	16,613	(2,814)	(14)	19,427	19,427	16,613	(2,814)	(14)	19,427
45530 - Miscellaneous Other Reve	4,274	1,581	(2,693)	(63)	961	4,274	1,581	(2,693)	(63)	961
45540 - Service Charges	7,314	10,292	2,978	41	11,555	7,314	10,292	2,978	41	11,555
45570 - FBO Landing Fees	15,836	12,917	(2,919)	(18)	12,302	15,836	12,917	(2,919)	(18)	12,302
45580 - Equipment Rental	0	1,160	1,160	0	1,160	0	1,160	1,160	0	1,160
Total Other Operating Revenue	64,456	60,966	(3,489)	(5)	64,075	64,456	60,966	(3,489)	(5)	64,075

San Diego County Regional Airport Authority
Authority Detail Income Statement - Supplemental Schedule
For the month ended July 31, 2017
(Unaudited)

Print Date: 8/18/2017
Print Time: 3:31:35PM
Report ID: GL0012

	Month to Date					Year to Date				
	Budget	Actual	Variance Favorable (Unfavorable)	Variance Percent	Prior Year Actual	Budget	Actual	Variance Favorable (Unfavorable)	Variance Percent	Prior Year Actual
Total Operating Revenue	22,586,707	22,900,268	313,561	1	21,438,799	22,586,707	22,900,268	313,561	1	21,438,799
Personnel Expenses										
Salaries										
51110 - Salaries & Wages	\$1,967,821	\$1,436,787	\$531,034	27	\$1,633,294	\$1,967,821	\$1,436,787	\$531,034	27	\$1,633,294
51210 - Paid Time Off	0	260,918	(260,918)	0	194,742	0	260,918	(260,918)	0	194,742
51220 - Holiday Pay	0	58,291	(58,291)	0	56,334	0	58,291	(58,291)	0	56,334
51240 - Other Leave With Pay	0	6,262	(6,262)	0	4,720	0	6,262	(6,262)	0	4,720
51250 - Special Pay	0	88,954	(88,954)	0	71,272	0	88,954	(88,954)	0	71,272
Total Salaries	1,967,821	1,851,211	116,609	6	1,960,363	1,967,821	1,851,211	116,609	6	1,960,363
52110 - Overtime	52,494	41,423	11,071	21	48,761	52,494	41,423	11,071	21	48,761
Benefits										
54110 - FICA Tax	147,910	140,100	7,810	5	145,980	147,910	140,100	7,810	5	145,980
54120 - Unemployment Insurance-S	0	0	0	0	16,357	0	0	0	0	16,357
54130 - Workers Compensation Ins	16,435	12,774	3,661	22	(24)	16,435	12,774	3,661	22	(24)
54135 - Workers Comp Incident Expense	0	18,571	(18,571)	0	0	0	18,571	(18,571)	0	0
54210 - Medical Insurance	316,167	302,503	13,663	4	326,254	316,167	302,503	13,663	4	326,254
54220 - Dental Insurance	26,810	25,790	1,020	4	25,939	26,810	25,790	1,020	4	25,939
54230 - Vision Insurance	3,360	3,216	144	4	3,156	3,360	3,216	144	4	3,156
54240 - Life Insurance	8,838	8,548	290	3	8,076	8,838	8,548	290	3	8,076
54250 - Short Term Disability	6,097	10,065	(3,968)	(65)	9,825	6,097	10,065	(3,968)	(65)	9,825
54310 - Retirement	538,147	490,351	47,797	9	352,308	538,147	490,351	47,797	9	352,308
54315 - Retiree	179,078	178,217	861	0	173,650	179,078	178,217	861	0	173,650
54410 - Taxable Benefits	0	(9,386)	9,386	0	0	0	(9,386)	9,386	0	0
54430 - Accrued Vacation	0	(62,120)	62,120	0	(17,101)	0	(62,120)	62,120	0	(17,101)
Total Benefits	1,242,841	1,118,629	124,212	10	1,044,419	1,242,841	1,118,629	124,212	10	1,044,419
Cap Labor/Burden/OH Recharge										
54510 - Capitalized Labor Recha	(339,321)	(97,385)	(241,936)	(71)	(71,617)	(339,321)	(97,385)	(241,936)	(71)	(71,617)
54515 - Capitalized Burden Rech	0	(40,872)	40,872	0	(27,673)	0	(40,872)	40,872	0	(27,673)
54599 - OH Contra	0	(228,325)	228,325	0	(206,889)	0	(228,325)	228,325	0	(206,889)
Total Cap Labor/Burden/OH Recharge	(339,321)	(366,582)	27,261	8	(306,179)	(339,321)	(366,582)	27,261	8	(306,179)

San Diego County Regional Airport Authority
Authority Detail Income Statement - Supplemental Schedule
For the month ended July 31, 2017
(Unaudited)

Print Date: 8/18/2017
Print Time: 3:31:35PM
Report ID: GL0012

	----- Month to Date -----					----- Year to Date -----				
	Budget	Actual	Variance Favorable (Unfavorable)	Variance Percent	Prior Year Actual	Budget	Actual	Variance Favorable (Unfavorable)	Variance Percent	Prior Year Actual
QHP Labor/Burden/OH Recharge										
54520 - QHP Labor Recharge	\$(38,613)	\$(13,914)	\$(24,699)	(64)	\$(27,678)	\$(38,613)	\$(13,914)	\$(24,699)	(64)	\$(27,678)
54525 - QHP Burden Recharge	0	(6,611)	6,611	0	(11,898)	0	(6,611)	6,611	0	(11,898)
54526 - QHP OH Contra Acct	0	(4,178)	4,178	0	(8,444)	0	(4,178)	4,178	0	(8,444)
Total QHP Labor/Burden/OH Recharge	(38,613)	(24,703)	(13,910)	(36)	(48,020)	(38,613)	(24,703)	(13,910)	(36)	(48,020)
MM&JS Labor/Burden/OH Recharge										
54530 - MM & JS Labor Recharge	0	(36)	36	0	0	0	(36)	36	0	0
54531 - Joint Studies - Labor	0	213	(213)	0	0	0	213	(213)	0	0
54535 - MM & JS Burden Recharge	0	(104)	104	0	0	0	(104)	104	0	0
54536 - Maintenance-Burden	0	104	(104)	0	0	0	104	(104)	0	0
Total MM&JS Labor/Burden/OH Recharge	0	176	(176)	0	0	0	176	(176)	0	0
Total Personnel Expenses	2,885,223	2,620,155	265,068	9	2,699,345	2,885,223	2,620,155	265,068	9	2,699,345
Non-Personnel Expenses										
Contract Services										
61100 - Temporary Staffing	35,924	29,179	6,745	19	51,422	35,924	29,179	6,745	19	51,422
61120 - Legal Services	30,000	35,562	(5,562)	(19)	22,682	30,000	35,562	(5,562)	(19)	22,682
61130 - Services - Professional	783,803	761,490	22,313	3	948,645	783,803	761,490	22,313	3	948,645
61150 - Outside Svs - Other	267,654	288,443	(20,789)	(8)	265,350	267,654	288,443	(20,789)	(8)	265,350
61160 - Services - Custodial	2,409,133	2,333,260	75,873	3	2,272,310	2,409,133	2,333,260	75,873	3	2,272,310
61190 - Receiving & Dist Cntr Services	134,424	134,271	153	0	131,162	134,424	134,271	153	0	131,162
61990 - OH Contra	0	(178,878)	178,878	0	(148,692)	0	(178,878)	178,878	0	(148,692)
61998 - Capital Proj OH Alloc Co	(162,282)	0	(162,282)	(100)	0	(162,282)	0	(162,282)	(100)	0
Total Contract Services	3,498,656	3,403,327	95,330	3	3,542,879	3,498,656	3,403,327	95,330	3	3,542,879
Safety and Security										
61170 - Services - Fire, Police,	512,166	508,886	3,280	1	495,058	512,166	508,886	3,280	1	495,058
61180 - Services - SDUPD-Harbor	1,083,136	1,083,136	0	0	1,057,083	1,083,136	1,083,136	0	0	1,057,083
61185 - Guard Services	293,292	310,000	(16,708)	(6)	275,000	293,292	310,000	(16,708)	(6)	275,000
61188 - Other Safety & Security Serv	116,667	170,783	(54,116)	(46)	89,012	116,667	170,783	(54,116)	(46)	89,012
Total Safety and Security	2,005,261	2,072,805	(67,544)	(3)	1,916,153	2,005,261	2,072,805	(67,544)	(3)	1,916,153
Space Rental										
62100 - Rent	849,972	849,963	9	0	849,921	849,972	849,963	9	0	849,921
Total Space Rental	849,972	849,963	9	0	849,921	849,972	849,963	9	0	849,921

San Diego County Regional Airport Authority
Authority Detail Income Statement - Supplemental Schedule
For the month ended July 31, 2017
(Unaudited)

Print Date: 8/18/2017
Print Time: 3:31:35PM
Report ID: GL0012

	Month to Date					Year to Date				
	Budget	Actual	Variance Favorable (Unfavorable)	Variance Percent	Prior Year Actual	Budget	Actual	Variance Favorable (Unfavorable)	Variance Percent	Prior Year Actual
Utilities										
63100 - Telephone & Other Commun	\$39,303	\$45,462	\$(6,159)	(16)	\$29,669	\$39,303	\$45,462	\$(6,159)	(16)	\$29,669
63110 - Utilities - Gas & Electr	950,706	896,873	53,833	6	991,429	950,706	896,873	53,833	6	991,429
63120 - Utilities - Water	79,736	98,015	(18,279)	(23)	60,548	79,736	98,015	(18,279)	(23)	60,548
63190 - OH Contra	0	0	0	0	0	0	0	0	0	0
Total Utilities	1,069,745	1,040,351	29,394	3	1,081,646	1,069,745	1,040,351	29,394	3	1,081,646
Maintenance										
64100 - Facilities Supplies	59,867	26,121	33,746	56	49,063	59,867	26,121	33,746	56	49,063
64110 - Maintenance - Annual R	834,975	796,377	38,598	5	703,397	834,975	796,377	38,598	5	703,397
64122 - Contractor Labor	0	164	(164)	0	0	0	164	(164)	0	0
64123 - Contractor Burden	0	209	(209)	0	0	0	209	(209)	0	0
64124 - Maintenance-Overhead	0	196	(196)	0	32	0	196	(196)	0	32
64125 - Major Maintenance - Mat	20,000	53,510	(33,510)	(168)	194,177	20,000	53,510	(33,510)	(168)	194,177
64127 - Contract Overhead (co	0	522	(522)	0	0	0	522	(522)	0	0
64130 - Remediation	0	(19)	19	0	0	0	(19)	19	0	0
64140 - Refuse & Hazardous Waste	40,552	52,025	(11,473)	(28)	44,968	40,552	52,025	(11,473)	(28)	44,968
Total Maintenance	955,393	929,106	26,288	3	991,637	955,393	929,106	26,288	3	991,637
Equipment and Systems										
65100 - Equipment & Systems	8,201	10,098	(1,897)	(23)	13,495	8,201	10,098	(1,897)	(23)	13,495
65101 - OH Contra	(594)	0	(594)	(100)	(126)	(594)	0	(594)	(100)	(126)
Total Equipment and Systems	7,607	10,098	(2,491)	(33)	13,369	7,607	10,098	(2,491)	(33)	13,369
Materials and Supplies										
65110 - Office & Operating Suppl	29,828	34,986	(5,158)	(17)	26,029	29,828	34,986	(5,158)	(17)	26,029
65120 - Safety Equipment & Suppl	4,071	11,145	(7,074)	(174)	2,674	4,071	11,145	(7,074)	(174)	2,674
65130 - Tools - Small	0	1,781	(1,781)	0	256	0	1,781	(1,781)	0	256
65199 - OH Contra	(6,394)	(1,924)	(4,470)	(70)	(1,024)	(6,394)	(1,924)	(4,470)	(70)	(1,024)
Total Materials and Supplies	27,505	45,988	(18,483)	(67)	27,934	27,505	45,988	(18,483)	(67)	27,934

San Diego County Regional Airport Authority
Authority Detail Income Statement - Supplemental Schedule
For the month ended July 31, 2017
(Unaudited)

Print Date: 8/18/2017
Print Time: 3:31:35PM
Report ID: GL0012

	Month to Date					Year to Date				
	Budget	Actual	Variance Favorable (Unfavorable)	Variance Percent	Prior Year Actual	Budget	Actual	Variance Favorable (Unfavorable)	Variance Percent	Prior Year Actual
Insurance										
67170 - Insurance - Property	\$44,725	\$43,466	\$1,259	3	\$40,919	\$44,725	\$43,466	\$1,259	3	\$40,919
67171 - Insurance - Liability	12,533	11,825	709	6	11,825	12,533	11,825	709	6	11,825
67172 - Insurance - Public Offic	18,792	15,984	2,808	15	12,205	18,792	15,984	2,808	15	12,205
67173 - Insurance Miscellaneous	55,555	44,844	10,711	19	21,185	55,555	44,844	10,711	19	21,185
Total Insurance	131,605	116,118	15,487	12	86,134	131,605	116,118	15,487	12	86,134
Employee Development and Suppo										
66120 - Awards - Service	5,091	1,355	3,736	73	(258)	5,091	1,355	3,736	73	(258)
66130 - Book & Periodicals	3,714	7,523	(3,809)	(103)	6,015	3,714	7,523	(3,809)	(103)	6,015
66220 - Permits/Certificates/Lic	7,188	600	6,588	92	(1,021)	7,188	600	6,588	92	(1,021)
66260 - Recruiting	2,181	0	2,181	100	61	2,181	0	2,181	100	61
66280 - Seminars & Training	22,575	29,911	(7,337)	(32)	2,994	22,575	29,911	(7,337)	(32)	2,994
66290 - Transportation	13,084	10,766	2,318	18	10,320	13,084	10,766	2,318	18	10,320
66299 - OH Contra	(4,789)	(3,006)	(1,783)	(37)	(1,421)	(4,789)	(3,006)	(1,783)	(37)	(1,421)
66305 - Travel-Employee Developm	15,000	10,621	4,379	29	6,630	15,000	10,621	4,379	29	6,630
66310 - Tuition	3,333	0	3,333	100	2,339	3,333	0	3,333	100	2,339
66320 - Uniforms	4,644	4,084	560	12	4,367	4,644	4,084	560	12	4,367
Total Employee Development and Suppo	72,021	61,854	10,167	14	30,026	72,021	61,854	10,167	14	30,026
Business Development										
66100 - Advertising	20,543	21,095	(552)	(3)	4,751	20,543	21,095	(552)	(3)	4,751
66200 - Memberships & Dues	20,904	15,689	5,215	25	45,051	20,904	15,689	5,215	25	45,051
66230 - Postage & Shipping	1,385	254	1,131	82	0	1,385	254	1,131	82	0
66240 - Promotional Activities	43,940	62,376	(18,436)	(42)	9,575	43,940	62,376	(18,436)	(42)	9,575
66250 - Promotional Materials	650	2,829	(2,179)	(335)	153	650	2,829	(2,179)	(335)	153
66300 - Travel-Business Developm	6,767	4,866	1,900	28	2,877	6,767	4,866	1,900	28	2,877
Total Business Development	94,189	107,110	(12,921)	(14)	62,406	94,189	107,110	(12,921)	(14)	62,406
Equipment Rentals and Repairs										
66140 - Computer Licenses & Agre	1,442	5,400	(3,958)	(275)	41,689	1,442	5,400	(3,958)	(275)	41,689
66150 - Equipment Rental/Leasing	27,261	28,749	(1,488)	(5)	33,779	27,261	28,749	(1,488)	(5)	33,779
66160 - Tenant Improvements	75,000	39,314	35,686	48	39,223	75,000	39,314	35,686	48	39,223
66270 - Repairs - Office Equipme	194,090	267,334	(73,245)	(38)	119,050	194,090	267,334	(73,245)	(38)	119,050
66279 - OH Contra	(8,163)	(90,572)	82,409	1,010	(34,998)	(8,163)	(90,572)	82,409	1,010	(34,998)
Total Equipment Rentals and Repairs	289,630	250,225	39,405	14	198,742	289,630	250,225	39,405	14	198,742

San Diego County Regional Airport Authority
Authority Detail Income Statement - Supplemental Schedule
For the month ended July 31, 2017
(Unaudited)

Print Date: 8/18/2017
Print Time: 3:31:35PM
Report ID: GL0012

	Month to Date					Year to Date				
	Budget	Actual	Variance Favorable (Unfavorable)	Variance Percent	Prior Year Actual	Budget	Actual	Variance Favorable (Unfavorable)	Variance Percent	Prior Year Actual
Total Non-Personnel Expenses	9,001,584	8,886,943	114,640	1	8,800,848	9,001,584	8,886,943	114,640	1	8,800,848
Total Departmental Expenses before	11,886,806	11,507,098	379,708	3	11,500,193	11,886,806	11,507,098	379,708	3	11,500,193
Depreciation and Amortization										
69110 - Depreciation Expense	\$7,870,480	\$7,870,480	\$0	0	\$7,696,552	\$7,870,480	\$7,870,480	\$0	0	\$7,696,552
Total Depreciation and Amortization	7,870,480	7,870,480	0	0	7,696,552	7,870,480	7,870,480	0	0	7,696,552
Non-Operating Revenue/(Expense)										
Passenger Facility Charges										
71110 - Passenger Facility Charg	3,662,403	3,662,403	0	0	3,515,663	3,662,403	3,662,403	0	0	3,515,663
Total Passenger Facility Charges	3,662,403	3,662,403	0	0	3,515,663	3,662,403	3,662,403	0	0	3,515,663
Customer Facility Charges										
71120 - Customer facility charges (Con	3,661,035	3,661,035	0	0	3,149,174	3,661,035	3,661,035	0	0	3,149,174
Total Customer Facility Charges	3,661,035	3,661,035	0	0	3,149,174	3,661,035	3,661,035	0	0	3,149,174
Quieter Home Program										
71212 - Quieter Home - Labor	(41,667)	(13,914)	27,753	67	(27,678)	(41,667)	(13,914)	27,753	67	(27,678)
71213 - Quieter Home - Burden	0	(6,611)	(6,611)	0	(11,898)	0	(6,611)	(6,611)	0	(11,898)
71214 - Quieter Home - Overhead	(20,000)	(4,178)	15,822	79	(8,444)	(20,000)	(4,178)	15,822	79	(8,444)
71215 - Quieter Home - Material	(300,000)	(309,998)	(9,998)	(3)	(664,622)	(300,000)	(309,998)	(9,998)	(3)	(664,622)
71216 - Quieter Home Program	307,713	264,419	(43,294)	(14)	564,147	307,713	264,419	(43,294)	(14)	564,147
71217 - Contract Labor	0	(335)	(335)	0	(40)	0	(335)	(335)	0	(40)
71218 - Contractor Burden	0	0	0	0	(51)	0	0	0	0	(51)
Total Quieter Home Program	(53,954)	(70,617)	(16,664)	(31)	(148,586)	(53,954)	(70,617)	(16,664)	(31)	(148,586)
Interest Income										
71310 - Interest - Investments	546,343	496,938	(49,406)	(9)	319,916	546,343	496,938	(49,406)	(9)	319,916
71340 - Interest - Note Receivab	163,698	163,698	0	0	171,664	163,698	163,698	0	0	171,664
71361 - Interest Income - 2010 Bonds	0	63,781	63,781	0	37,193	0	63,781	63,781	0	37,193
71363 - Interest Income - 2013 Bonds	0	34,796	34,796	0	22,944	0	34,796	34,796	0	22,944
71365 - Interest Income - 2014 Bond A	0	34,795	34,795	0	25,342	0	34,795	34,795	0	25,342
Total Interest Income	710,041	794,008	83,967	12	577,060	710,041	794,008	83,967	12	577,060
Interest income BAB's rebate										
71362 - BAB interest rebate	388,017	387,600	(416)	0	385,851	388,017	387,600	(416)	0	385,851
Total Interest income BAB's rebate	388,017	387,600	(416)	0	385,851	388,017	387,600	(416)	0	385,851

San Diego County Regional Airport Authority
Authority Detail Income Statement - Supplemental Schedule
For the month ended July 31, 2017
(Unaudited)

Print Date: 8/18/2017
Print Time: 3:31:35PM
Report ID: GL0012

	Month to Date					Year to Date				
	Budget	Actual	Variance Favorable (Unfavorable)	Variance Percent	Prior Year Actual	Budget	Actual	Variance Favorable (Unfavorable)	Variance Percent	Prior Year Actual
Interest Expense										
71411 - Interest Expense- 2010 Bonds	\$(2,521,646)	\$(2,521,646)	\$0	0	\$(2,559,687)	\$(2,521,646)	\$(2,521,646)	\$0	0	\$(2,559,687)
71412 - Interest Expense 2013 Bonds	(1,521,979)	(1,521,979)	0	0	(1,529,163)	(1,521,979)	(1,521,979)	0	0	(1,529,163)
71413 - Interest Expense 2014 Bond A	(1,361,768)	(1,361,768)	0	0	(1,361,768)	(1,361,768)	(1,361,768)	0	0	(1,361,768)
71420 - Interest Expense-Variable Debt	(38,953)	(68,315)	(29,362)	(75)	(25,610)	(38,953)	(68,315)	(29,362)	(75)	(25,610)
71430 - LOC Fees - C/P	(89,251)	29,563	118,813	133	(29,446)	(89,251)	29,563	118,813	133	(29,446)
71458 - Capitalized Interest	0	526,833	526,833	0	464,561	0	526,833	526,833	0	464,561
71460 - Interest Expense - Other	(994,718)	(202,207)	792,511	80	0	(994,718)	(202,207)	792,511	80	0
71461 - Interest Expense - Cap Leases	(55,168)	(55,168)	0	0	(56,731)	(55,168)	(55,168)	0	0	(56,731)
Total Interest Expense	(6,583,482)	(5,174,687)	1,408,795	21	(5,097,843)	(6,583,482)	(5,174,687)	1,408,795	21	(5,097,843)
Amortization										
69210 - Amortization - Premium	341,908	341,908	0	0	349,586	341,908	341,908	0	0	349,586
Total Amortization	341,908	341,908	0	0	349,586	341,908	341,908	0	0	349,586
Other Non-Operating Income (Expense)										
71530 - Gain/Loss On Investments	0	223,971	223,971	0	(258,833)	0	223,971	223,971	0	(258,833)
71620 - Other non-operating revenue (e	0	4,179	4,179	0	1,613	0	4,179	4,179	0	1,613
73300 - DMJM and Auth OH Clearin	0	0	0	0	0	0	0	0	0	0
Total Other Non-Operating Income (Expense)	0	228,150	228,150	0	(257,220)	0	228,150	228,150	0	(257,220)
Total Non-Operating Revenue/(Expense)	2,125,967	3,829,799	1,703,832	80	(2,473,685)	2,125,967	3,829,799	1,703,832	80	(2,473,685)
Capital Grant Contribution										
72100 - AIP Grants	361,250	48,189	(313,061)	(87)	238,552	361,250	48,189	(313,061)	(87)	238,552
Total Capital Grant Contribution	361,250	48,189	(313,061)	(87)	238,552	361,250	48,189	(313,061)	(87)	238,552
Total Expenses Net of Non-Operating Revenue/ (Expense)	17,270,069	15,499,590	1,770,479	10	16,484,507	17,270,069	15,499,590	1,770,479	10	16,484,507
Net Income/(Loss)	5,316,638	7,400,679	2,084,040	39	4,954,291	5,316,638	7,400,679	2,084,040	39	4,954,291
73200 - Equipment Outlay Expendi	0	(59,038)	(59,038)	0	0	0	(59,038)	(59,038)	0	0
73299 - Capitalized Equipment Co	0	59,038	59,038	0	0	0	59,038	59,038	0	0



SAN DIEGO
INTERNATIONAL AIRPORT

LET'S **GO.**

Review of the Unaudited Financial Statements for the Twelve Months Ended June 30, 2017 and 2016

Presented by:

Scott Brickner, CPA

Vice President, Finance and Asset Management/Treasurer

Kathy Kiefer

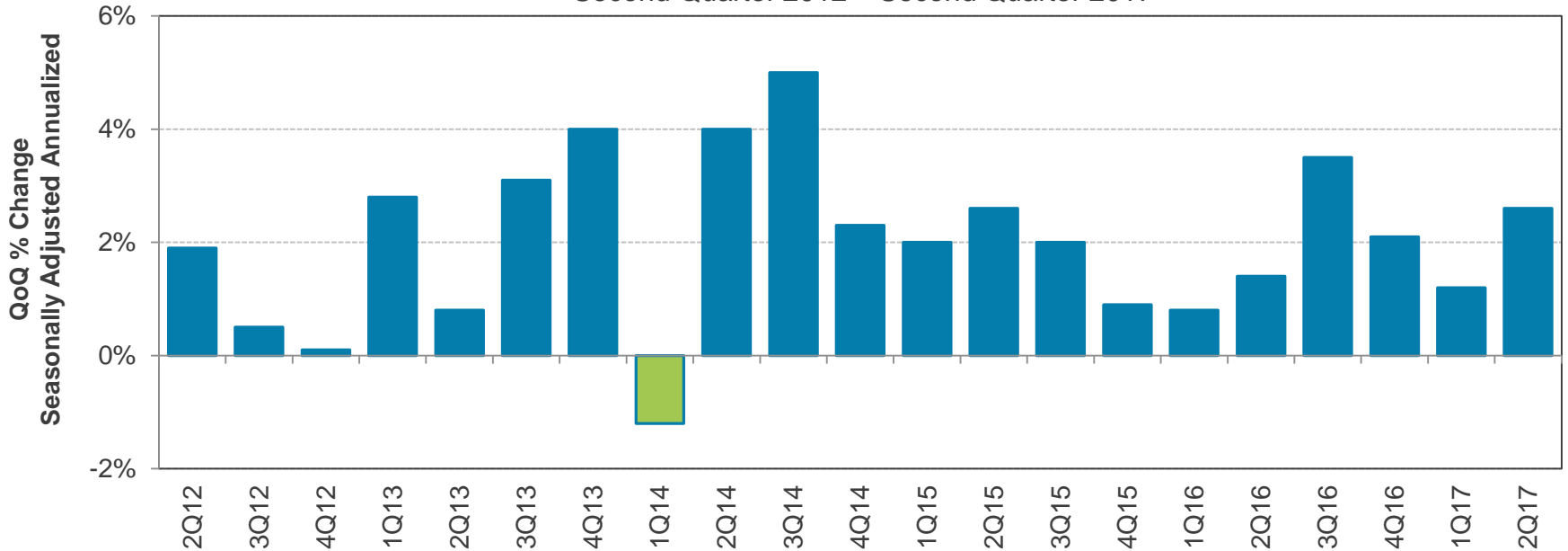
Senior Director, Finance & Asset Management

August 28, 2017

Second Quarter GDP

Second quarter GDP increased at an annual rate of 2.6% (advance estimate), well above the 1.2% pace of the prior quarter. Second quarter GDP was brought up by a smaller decrease in private inventory investment, an acceleration in PCE and an upturn in federal government spending. These were partially offset by a downturn in residential fixed investment and decelerations in exports and nonresidential fixed investment.

U.S. Gross Domestic Product (QoQ)
Second Quarter 2012 – Second Quarter 2017



Initial Claims For Unemployment

For the week of July 28th, initial claims for unemployment (seasonally adjusted) decreased by 5,000 to 240,000. The 4-week moving average, which helps smooth out some of the weekly volatility, decreased by 2,500 to 241,750. The low jobless claims reflect continued labor market strength.

Initial Jobless Claims and 4-Week Moving Average

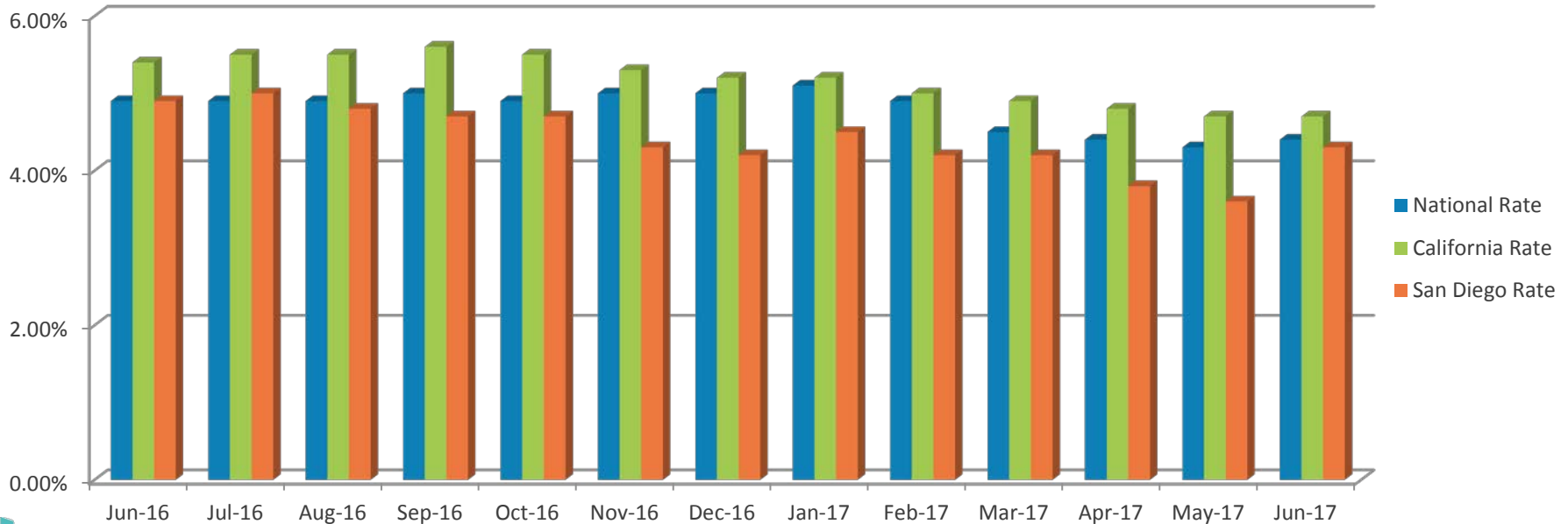
July 27, 2012 – July 31, 2017



Unemployment Rates

The National unemployment rate rose slightly from 4.3 percent in May to 4.4 percent in June. The National U-6 rate also increased slightly from 8.4 percent in May to 8.6 percent in June. The California unemployment rate held its position at 4.7 percent for the month of June. Locally, San Diego's unemployment rate increased to 4.3 percent, an increase of 0.7 percentage points from May.

Unemployment Rates



Consumer Price Index

The Consumer Price Index (CPI) for the twelve months ending June rose by 1.60%, down from a 1.90% increase in May. Core CPI, excluding food and energy, remained at 1.70% for the twelve months ending June, with no change from May.

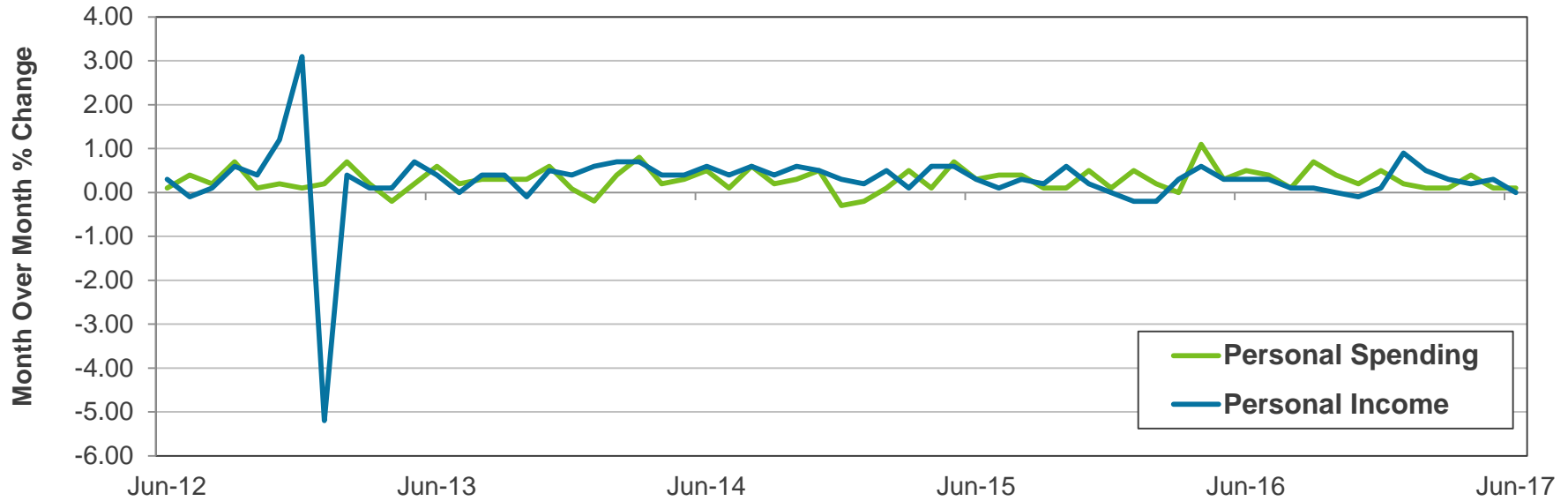
Consumer Price Index (YoY%)
June 2012 – June 2017



Personal Income and Spending

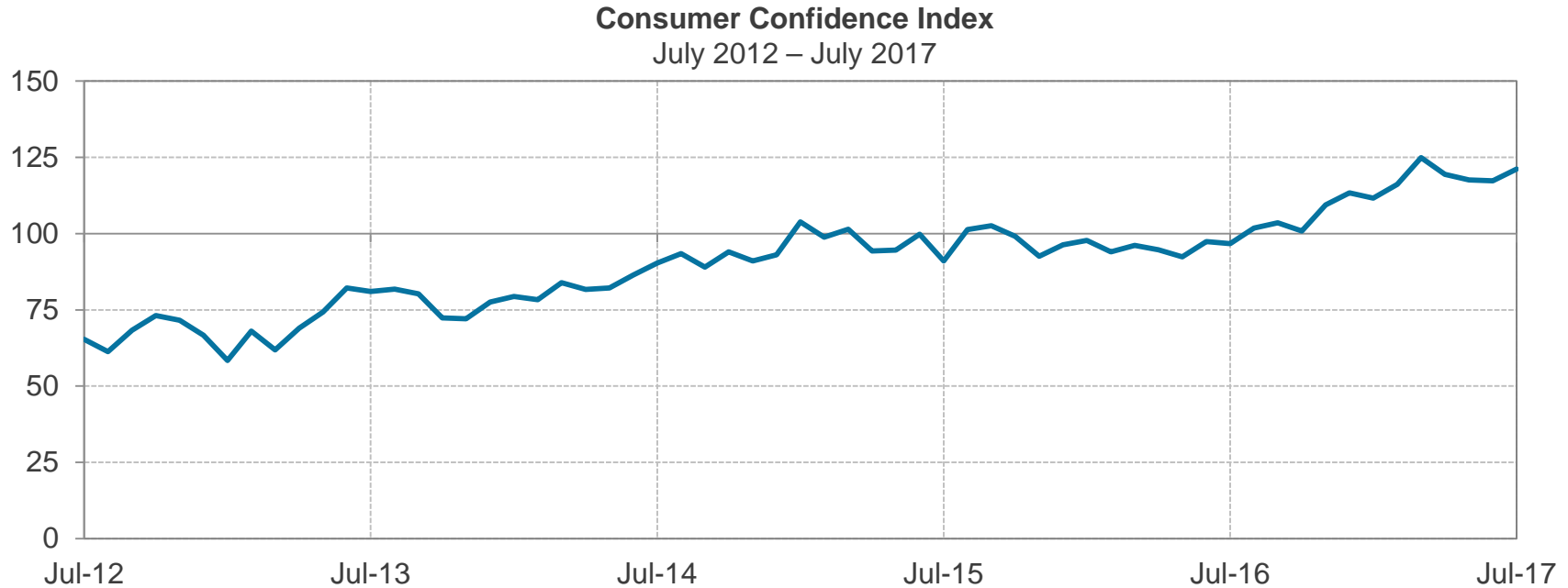
The overall picture for the consumer was weak in June. Personal income was flat at 0.00%, down from a 0.30% increase in May. Consumer spending was at least positive at a 0.10% increase, unchanged from May.

Personal Income and Spending (MoM%)
June 2012 – June 2017



Consumer Confidence Index

The Consumer Confidence Index increased to 121.1 points in July, up from 117.3 points in June. Consumers continue to expect modest growth in the economy.



Existing Home Sales

Existing home sales declined 1.8% in June to a seasonally adjusted rate of 5.52 million units. Low supply kept homes selling at a near record pace but ultimately ended up muting overall activity, leaving the Midwest as the only region to see an increase in existing home sales in June.

U.S. Existing Home Sales (MoM)
June 2007 – June 2017



New Home Sales

New homes sales increased in June to a seasonally adjusted annualized rate of 610,000 units, which was 0.8% above the revised May rate of 605,000 units and 9.1% above the June 2016 estimate of 559,000 units.

U.S. New Home Sales
June 2007 – June 2017



Crude Oil Prices

Oil (WTI spot) closed at \$50.21 on July 31st, 7.7% above its 30-day average of \$46.60. This month, crude oil is 3.4% above its 12-month average of \$48.56. Declines in supply, news of cuts to oil-and-gas exploration spending and signs of slowdowns in U.S. output have been the primary drivers of the recent oil rally.

West Texas Intermediate Oil Price Per Barrel (WTI Spot)

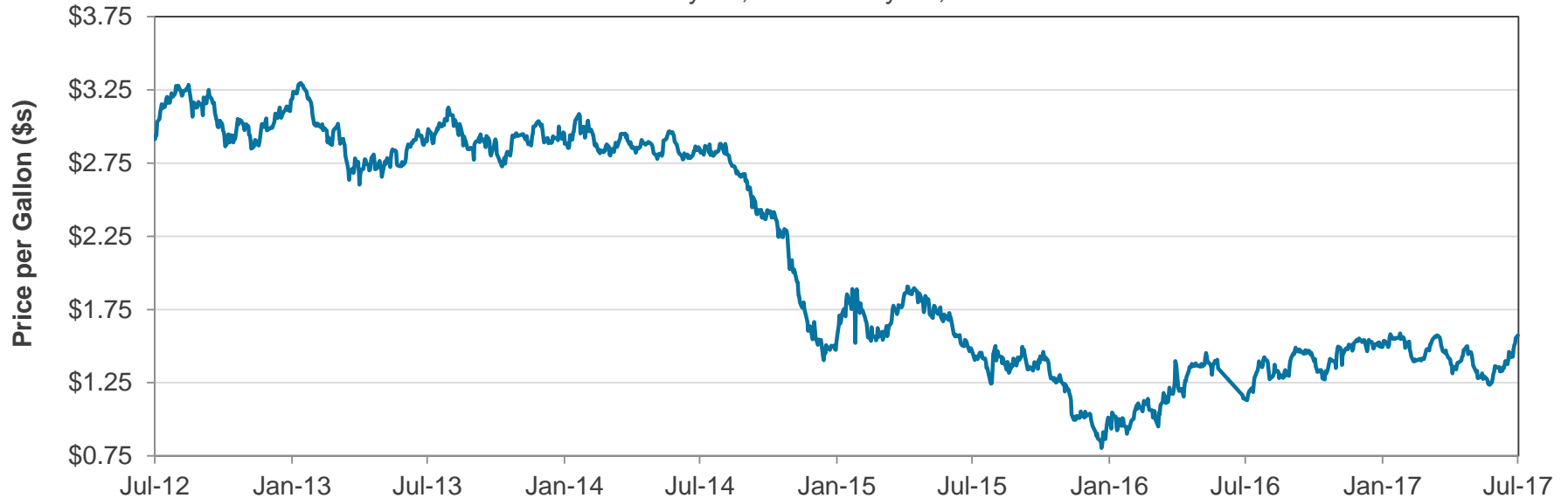
July 31, 2012 – July 31, 2017



Jet Fuel Prices

Jet fuel (U.S. Gulf Coast Spot) closed at \$1.573 on July 31st, which was up 10.8% above its 30-day and 12-month averages of \$1.419. Jet fuel prices are trending higher on higher crude oil prices.

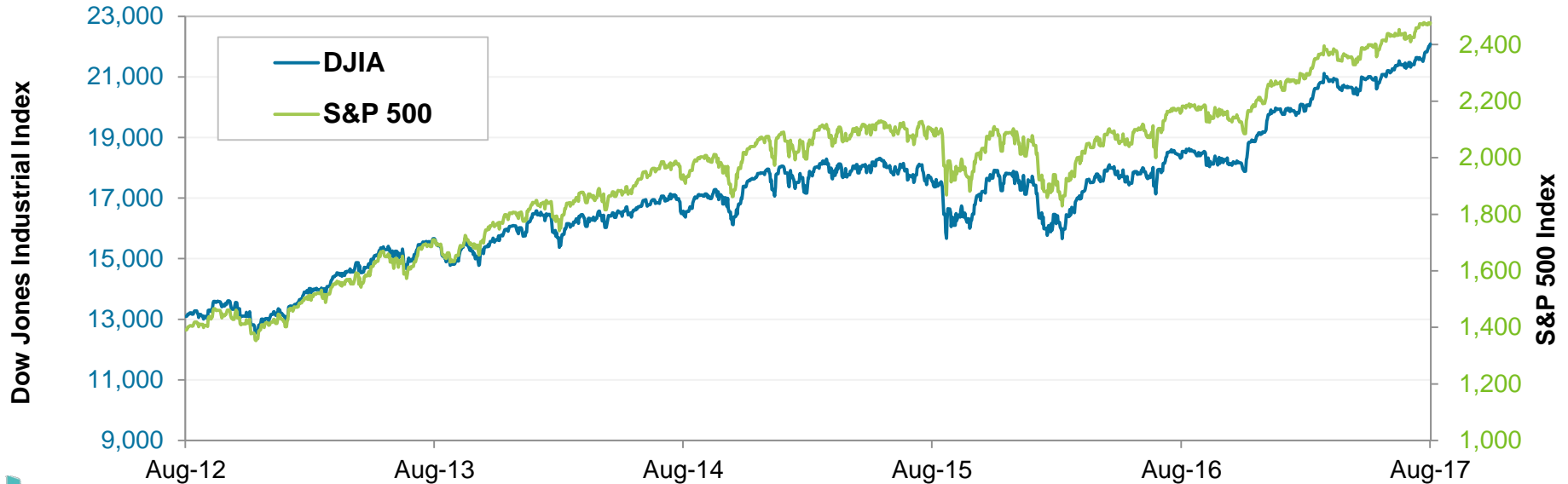
U.S. Gulf Coast Kerosene-Type Jet Fuel Spot Price FOB
July 31, 2012 – July 31, 2017



U.S. Equity Markets

Equity markets continue to not be phased by the uncertainty of the Trump administration and geopolitical tensions, and are still reaching new all-time highs. Year-to-date, the DJIA is up 11.8% and the S&P 500 is up 10.6%.

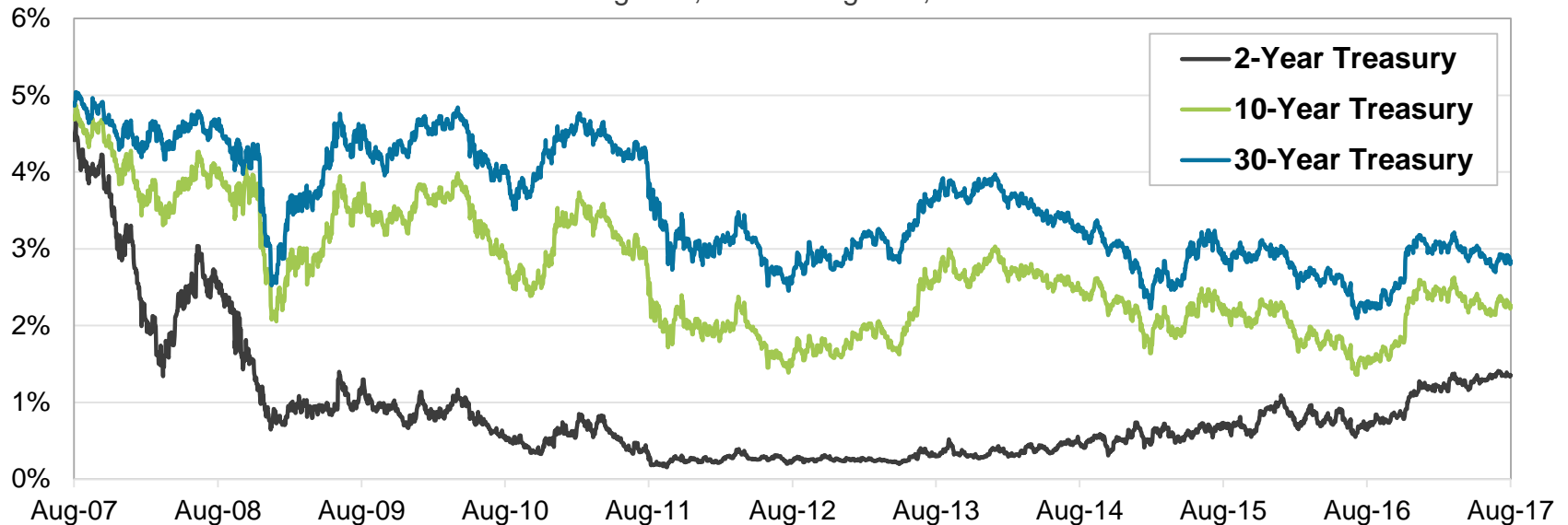
Dow Jones Industrial Average (DJIA) and S&P 500 Indices
August 4, 2012 – August 4, 2017



Treasury Yield History

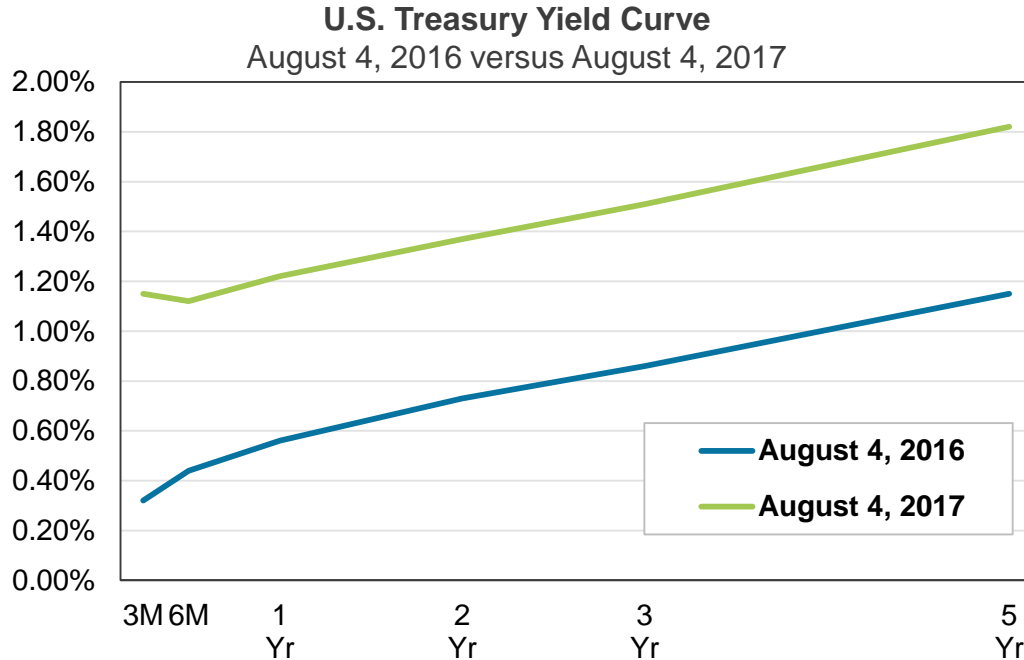
Longer-term Treasury yields experienced larger moves during the week of August 4th, driven by a slew of economic data but largely by the positive jobs report.

2-, 10- and 30-year U.S. Treasury Yields
August 4, 2007 – August 4, 2017




U.S. Treasury Yield Curve

Treasury yields have risen slightly over the past few weeks driven by favorable economic data, but they are still below their March highs. Treasury yields are still well above prior year levels.

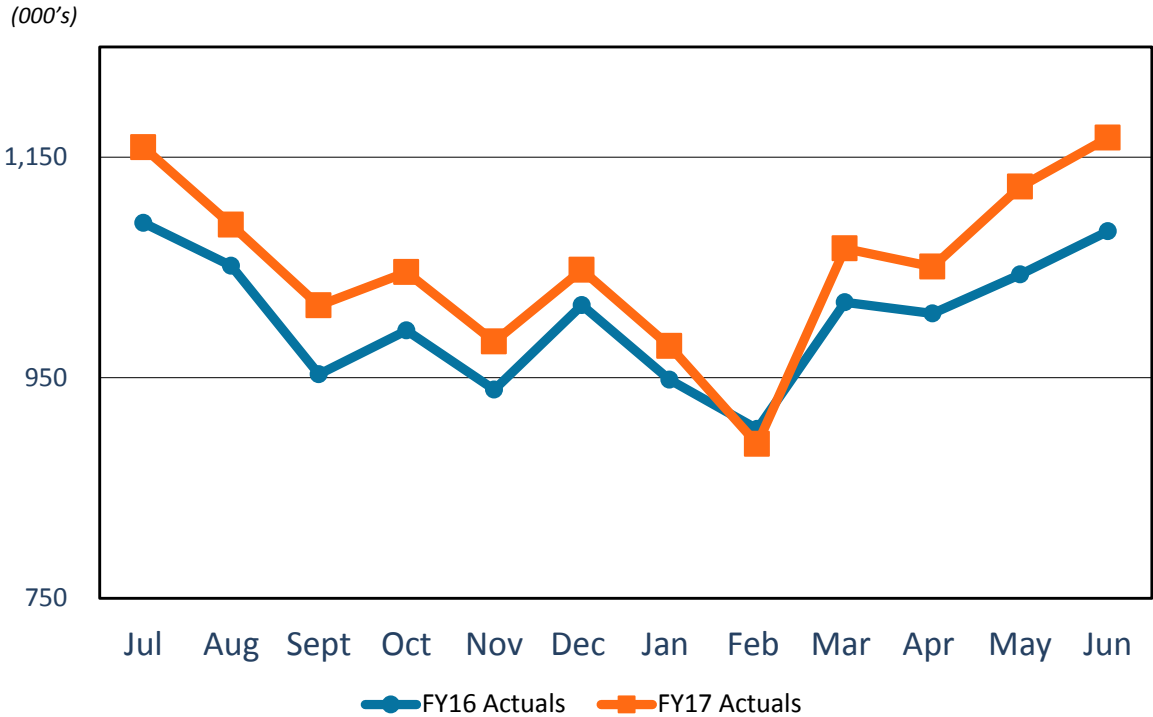


	8/4/16	8/4/17	Change
3-Mo.	0.26%	1.08%	0.82%
6-Mo.	0.41%	1.14%	0.73%
1-Yr.	0.51%	1.23%	0.72%
2-Yr.	0.64%	1.36%	0.72%
3-Yr.	0.76%	1.51%	0.75%
5-Yr.	1.03%	1.82%	0.79%
10-Yr.	1.51%	2.27%	0.76%
30-Yr.	2.25%	2.84%	0.59%



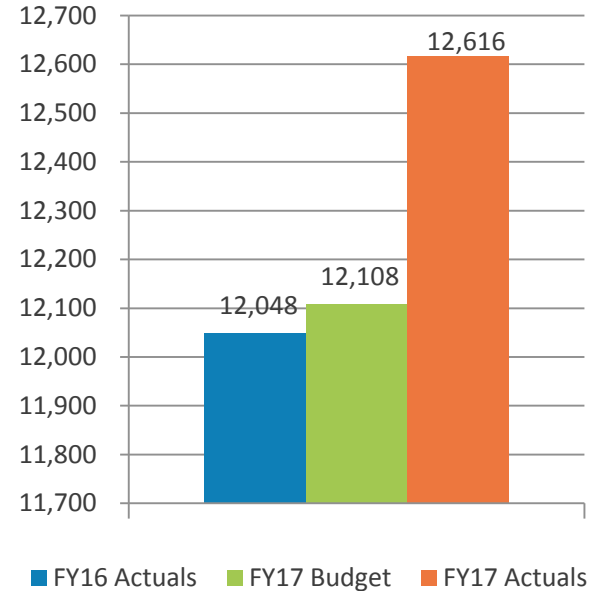
Revenue & Expenses (Unaudited) For the Month Ended June 30, 2017 and 2016

Gross Landing Weight Units (000 lbs)

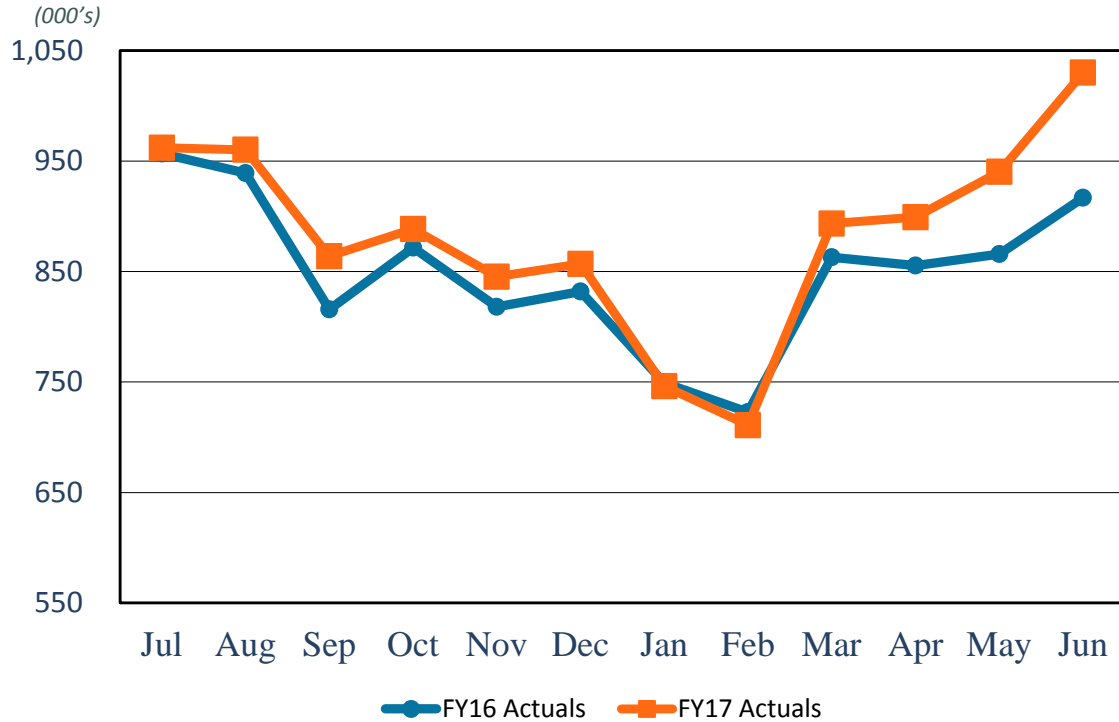


FY17 YTD Act Vs.
FY16 YTD Act
4.7%

FY17 YTD Act Vs.
FY17 YTD Budget
4.2%

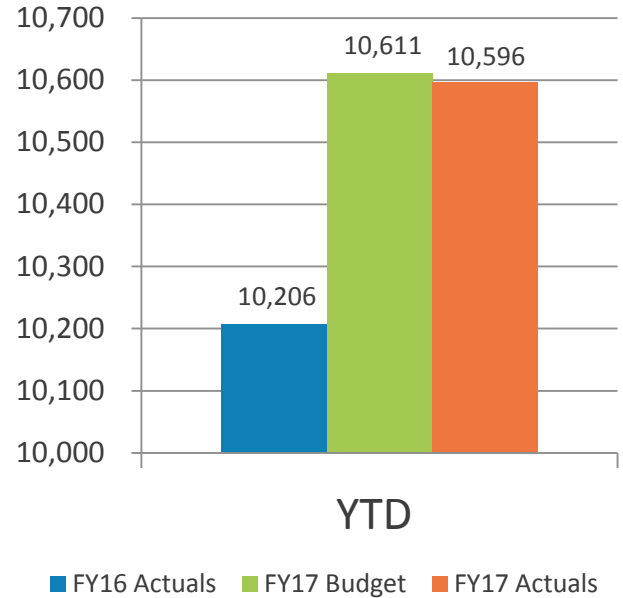


Enplanements

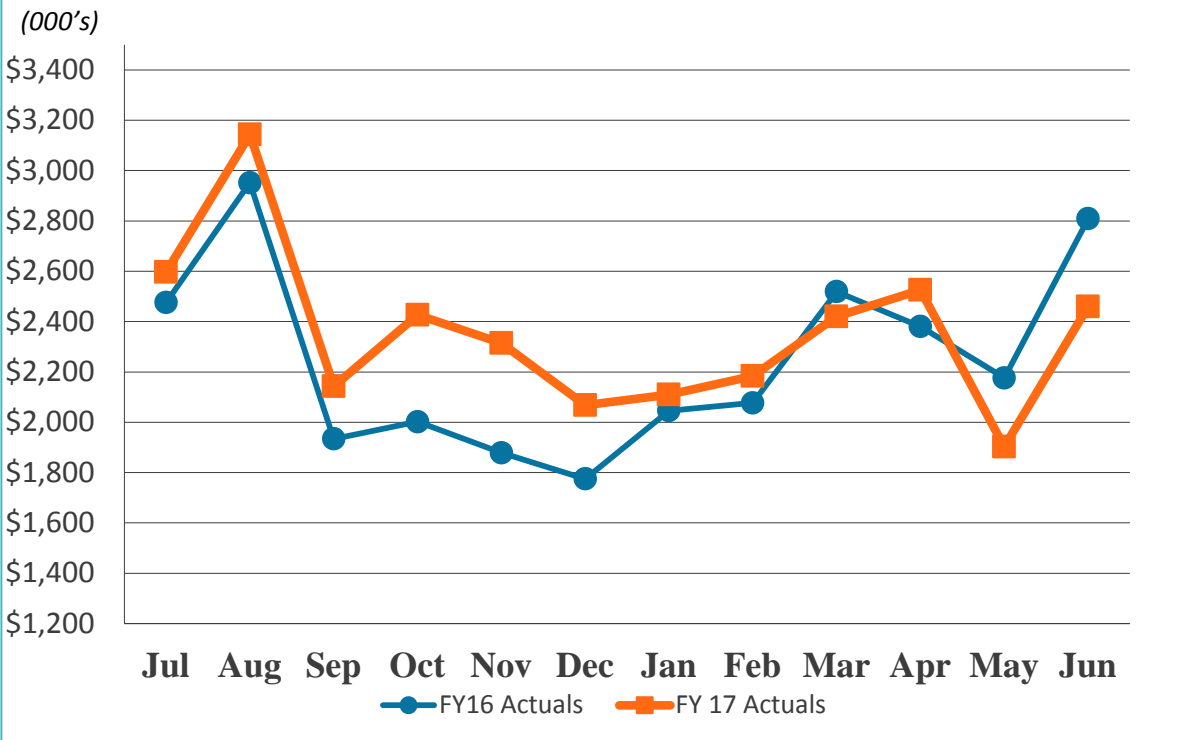


FY17 YTD Act Vs.
FY16 YTD Act
3.8%

FY17 YTD Act Vs.
FY17 YTD Budget
-0.1%

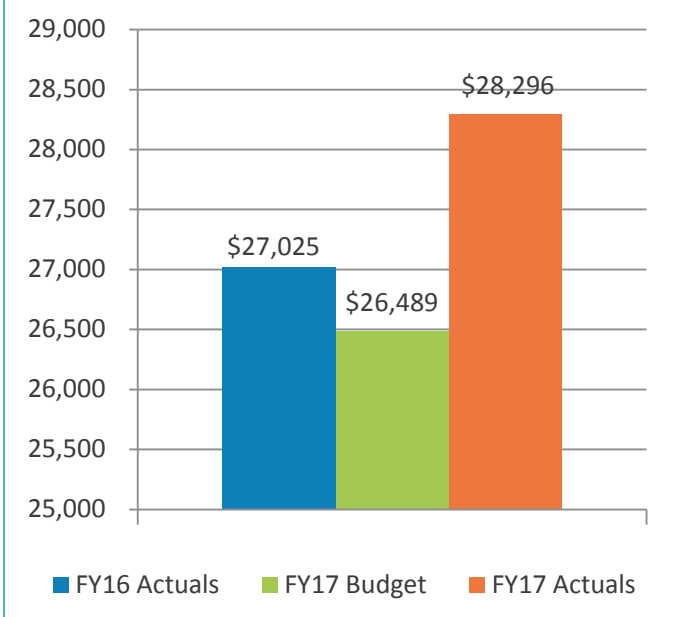


Car Rental License Fees

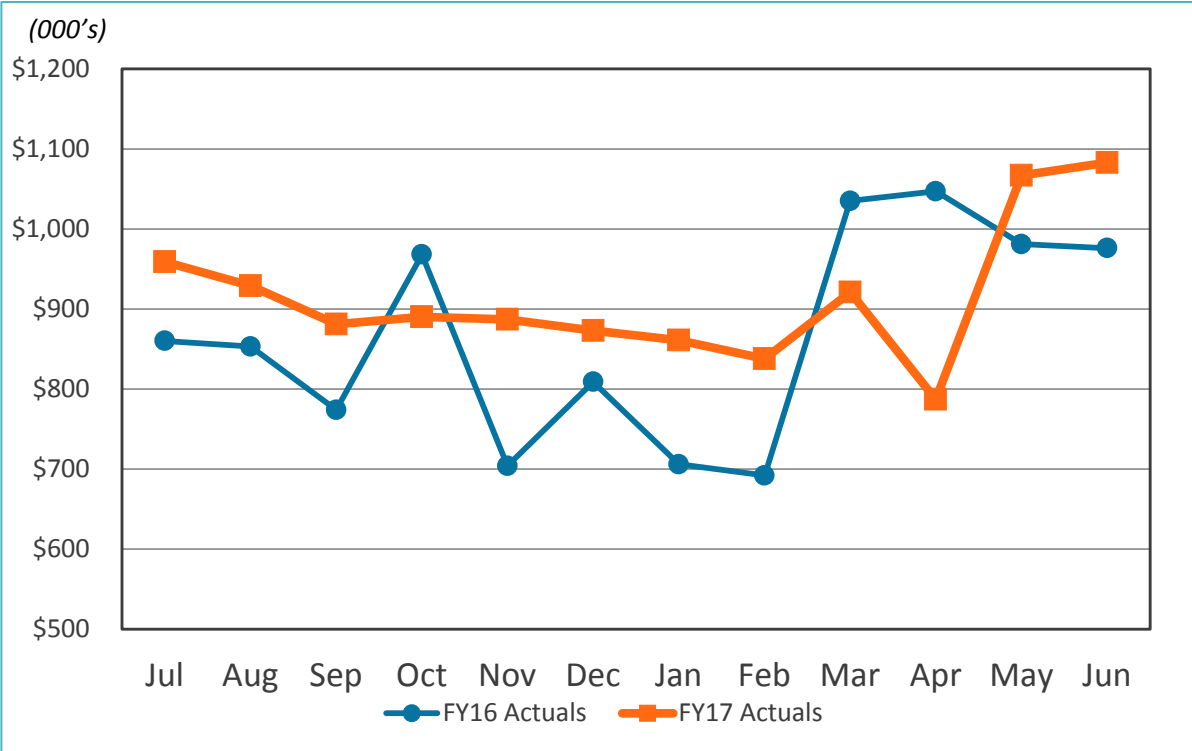


FY17 YTD Act Vs.
FY16 YTD Act
4.7%

FY17 YTD Act Vs.
FY17 YTD Budget
6.8%

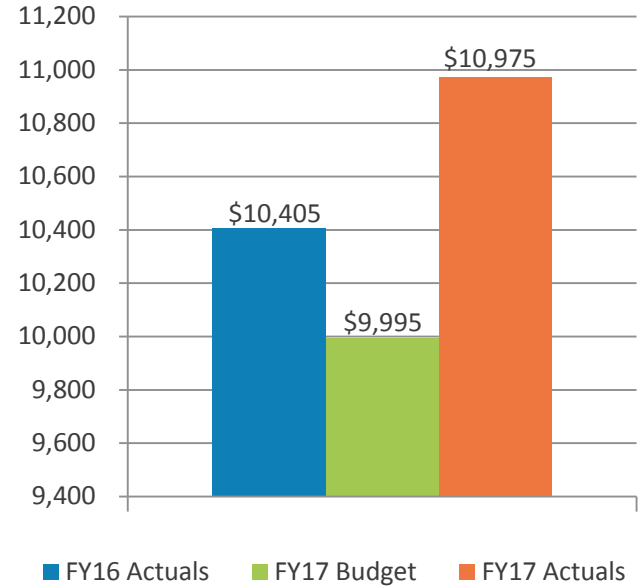


Food and Beverage Concessions Revenue

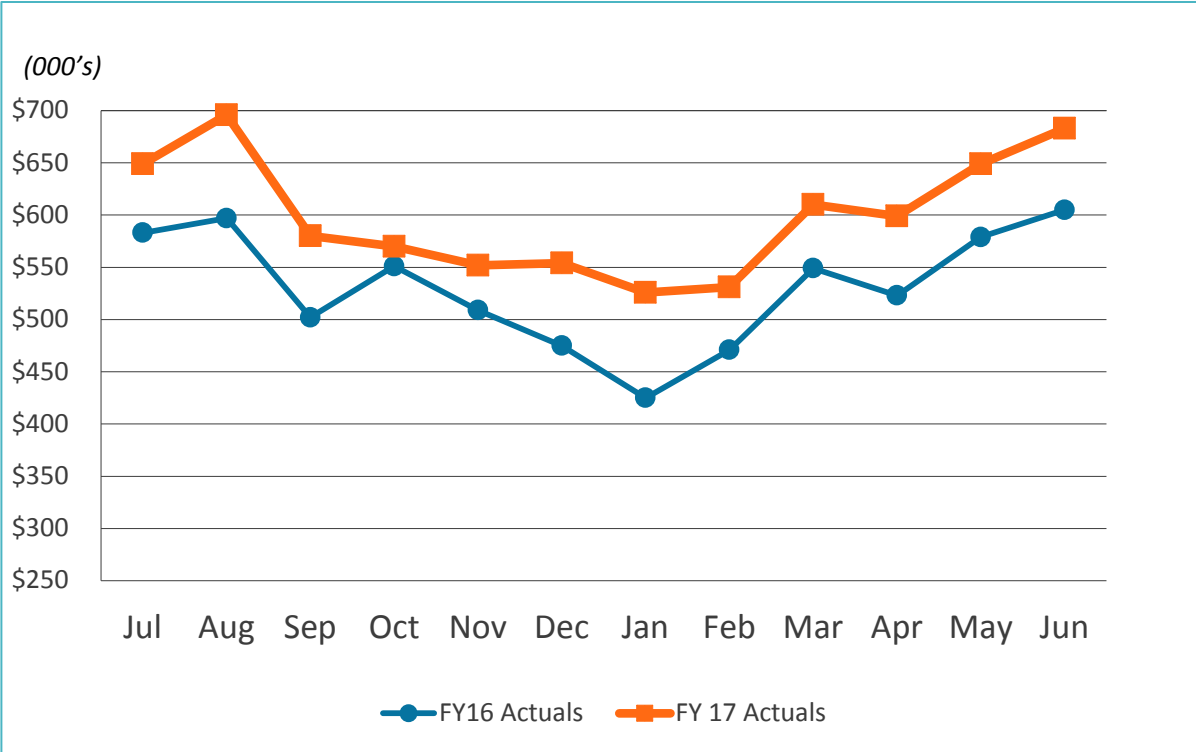


FY17 YTD Act Vs.
FY16 YTD Act
5.4%

FY17 YTD Act Vs.
FY17 YTD Budget
9.8%

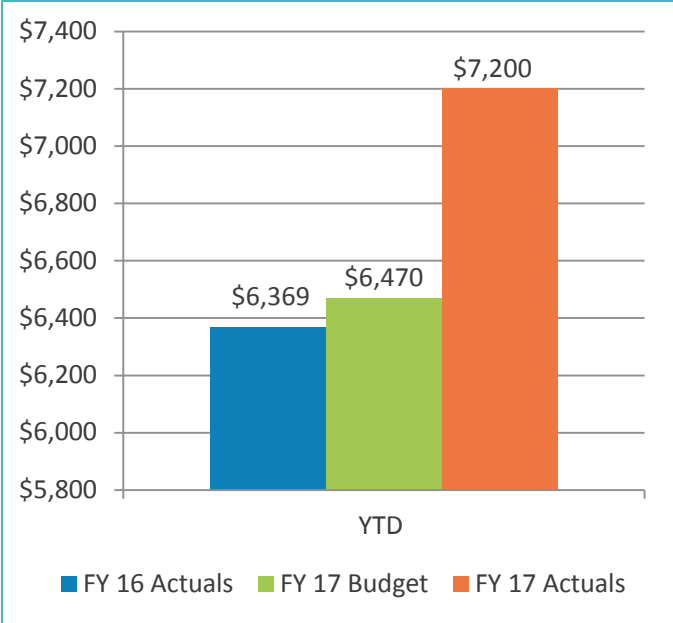


Retail Concessions Revenue

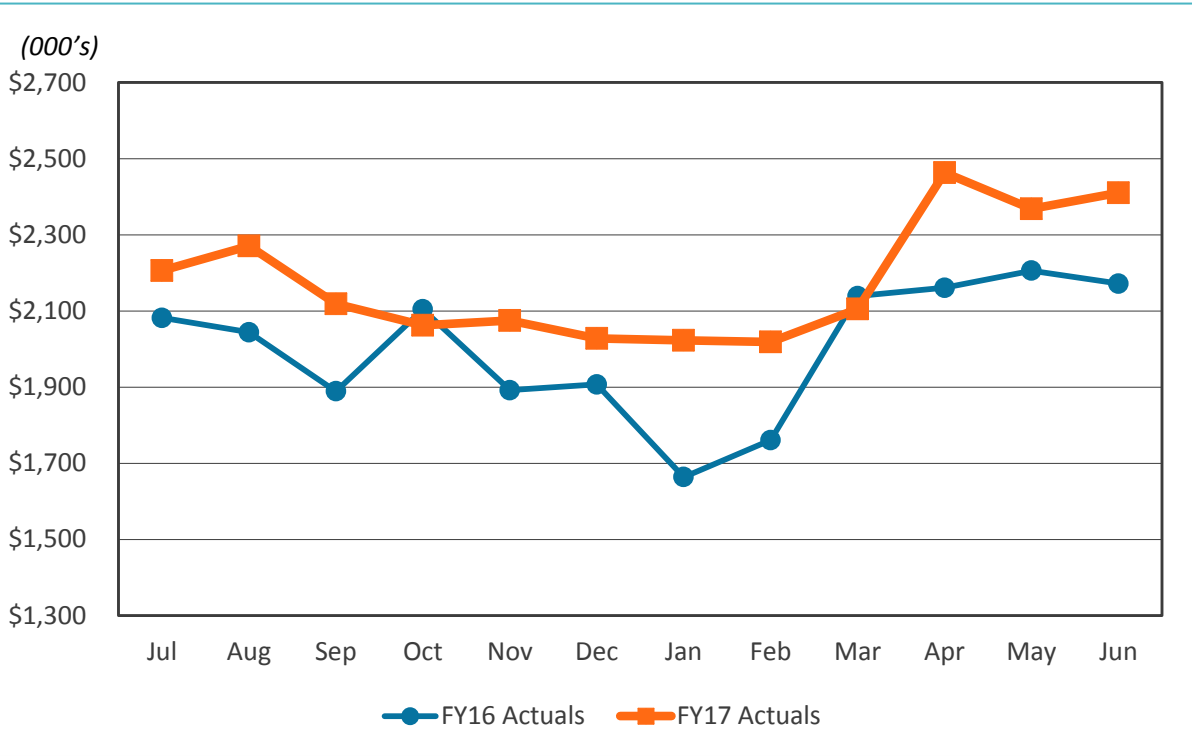


FY17 YTD Act Vs.
FY16 YTD Act
13.0%

FY17 YTD Act Vs.
FY17 YTD Budget
11.2%

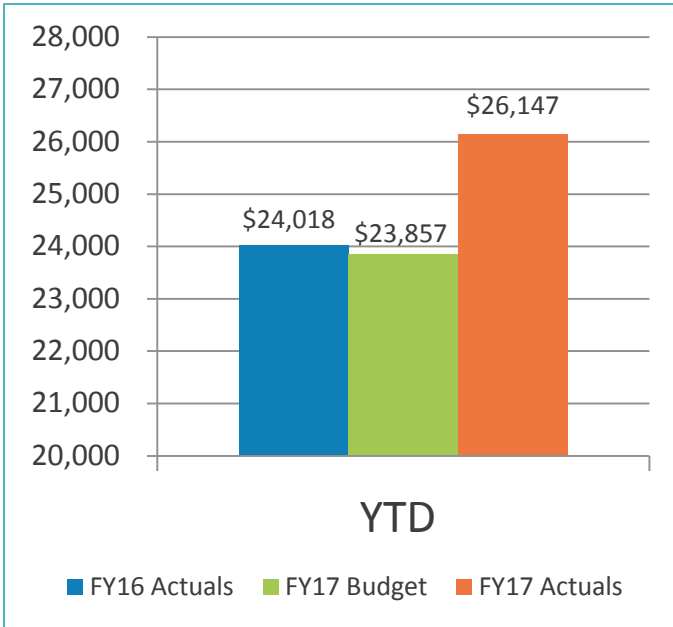


Total Terminal Concessions (Includes Cost Recovery)

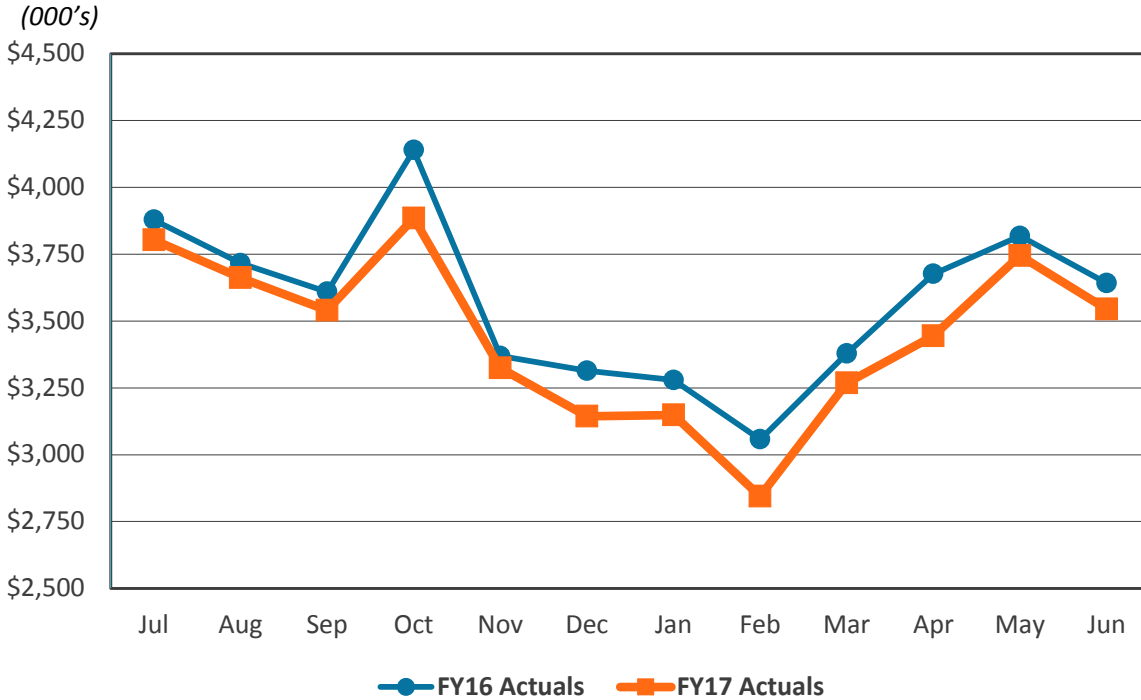


FY17 YTD Act Vs.
FY16 YTD Act
8.8%

FY17 YTD Act Vs.
FY17 YTD Budget
9.6%

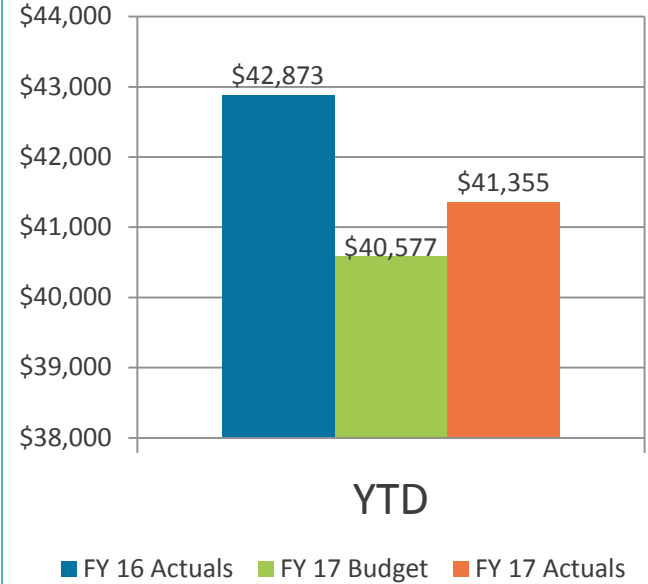


Parking Revenue



FY17 YTD Act Vs.
FY16 YTD Act
-3.6%

FY17 YTD Act Vs.
FY17 YTD Budget
1.9%



Operating Revenues

for the Month Ended June 30, 2017 (Unaudited)

(In thousands)	Budget	Actual	Variance Favorable (Unfavorable)	%	Prior Year
Aviation revenue:					
Landing fees	\$ 2,403	\$ 1,007	\$ (1,396)	(58)%	\$ 954
Aircraft parking fees	242	262	20	8%	226
Building rentals	4,579	6,084	1,505	33%	4,751
Security surcharge	2,488	2,132	(356)	(14)%	4,654
CUPPS Support Charges	104	42	(62)	-	46
Other aviation revenue	138	136	(2)	(1)%	136
Total aviation revenue	\$ 9,954	\$ 9,663	\$ (291)	(3)%	\$10,767

Operating Revenues

for the Month Ended June 30, 2017 (Unaudited)

(In thousands)	Budget	Actual	Variance Favorable (Unfavorable)	% Change	Prior Year
Terminal rent non-airline	\$ 103	\$ 138	\$ 35	34%	\$ 110
Concession revenue:					
Terminal concession revenue:					
Food and beverage	\$ 954	\$ 1,083	\$ 129	14%	\$ 976
Retail	614	683	69	11%	605
Space storage	72	80	8	11%	71
Cost recovery	258	242	(16)	(6)%	207
Other (Primarily advertising)	318	322	4	1%	313
Total terminal concession revenue	2,216	2,410	194	9%	2,172
Car rental and license fee revenue:					
Rental car and license fees	2,245	2,460	215	10%	2,809
Rental car center cost recovery	183	248	65	36%	148
License fees-other	362	537	175	48%	442
Total rental car and license fees	2,790	3,245	455	16%	3,399
Total concession revenue	\$ 5,006	\$ 5,655	\$ 649	13%	\$ 5,571

Operating Revenues

for the Month Ended June 30, 2017 (Unaudited)

(In thousands)	Budget	Actual	Variance Favorable (Unfavorable)	%	Prior Year
Parking revenue:					
Short-term parking revenue	\$ 1,771	\$ 1,821	\$ 50	3%	\$ 2,258
Long-term parking revenue	1,552	1,724	172	11%	1,384
Total parking revenue	3,323	3,545	222	7%	3,642
Ground transportation permits and citations	550	756	206	37%	472
Ground rentals	1,549	1,548	(1)	-	1,535
Grant reimbursements	18	24	6	33%	24
Other operating revenue	63	112	49	78%	90
Subtotal	5,503	5,985	482	9%	5,763
Total operating revenues	\$ 20,566	\$ 21,441	\$ 875	4%	\$22,211

Operating Expenses

for the Month Ended June 30, 2017 (Unaudited)

(In thousands)	Budget	Actual	Variance Favorable (Unfavorable)	% Change	Prior Year
Operating expenses:					
Salaries and benefits	\$ 4,328	\$ 5,526	\$ (1,198)	(28)%	\$ 3,516
Contractual services	3,754	4,291	(537)	(14)%	3,647
Safety and security	2,746	3,095	(349)	(13)%	3,155
Space rental	849	849	-	-	868
Utilities	1,173	972	201	17%	1,023
Maintenance	1,498	1,425	73	5%	1,012
Equipment and systems	67	89	(22)	(33)%	254
Materials and supplies	41	82	(41)	(100)%	80
Insurance	77	79	(2)	(3)%	79
Employee development and support	124	219	(95)	(77)%	164
Business development	245	161	84	34%	326
Equipment rental and repairs	293	147	146	50%	135
Total operating expenses	\$ 15,195	\$ 16,935	\$ (1,740)	(11)%	\$14,259

Financial Summary

for the Month Ended June 30, 2017 (Unaudited)

(In thousands)	Budget	Actual	Variance Favorable (Unfavorable)	% Change	Prior Year
Total operating revenues	\$ 20,566	\$ 21,441	\$ 875	4%	\$22,211
Total operating expenses	15,195	16,935	\$ (1,740)	(11)%	14,259
Income from operations	5,371	4,506	(865)	(16)%	7,952
Depreciation	9,333	9,333	-	-	8,746
Operating income (loss)	\$ (3,962)	\$ (4,827)	\$ (865)	(22)%	\$ (794)

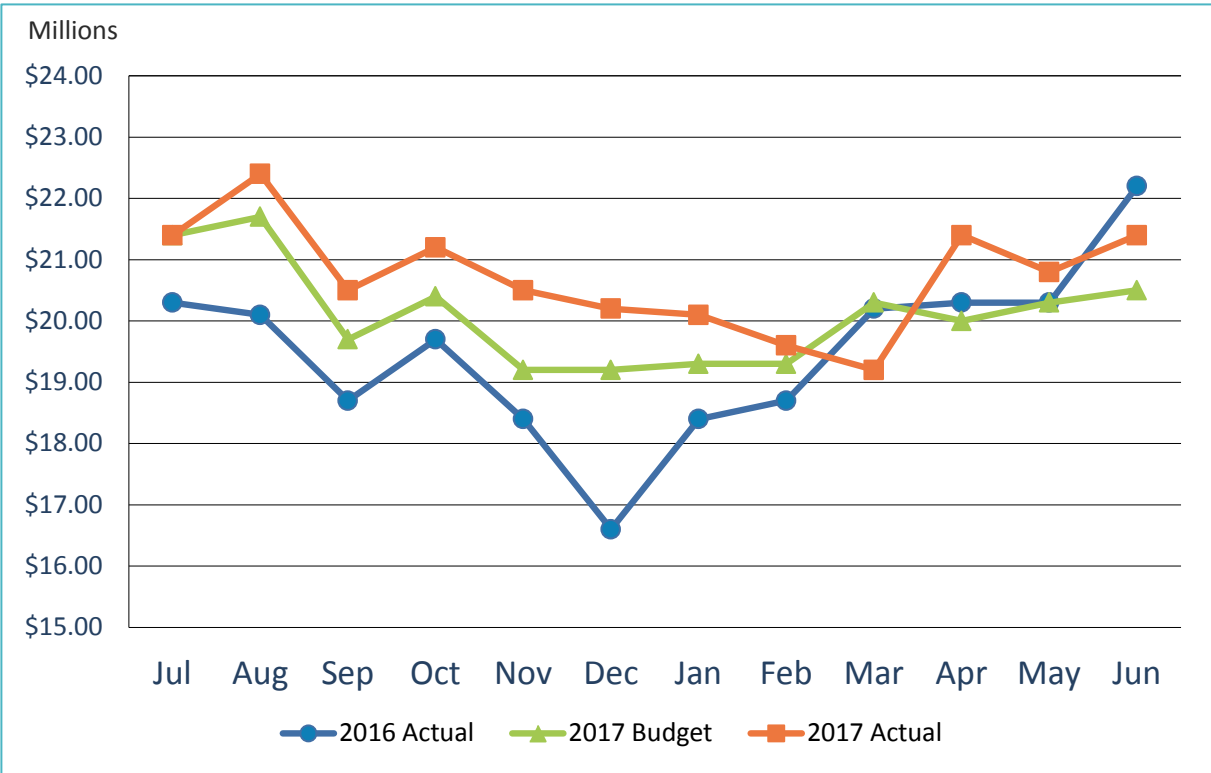
Nonoperating Revenues & Expenses for the Month Ended June 30, 2017 (Unaudited)

(In thousands)	Budget	Actual	Variance Favorable (Unfavorable)	%	Prior Year
Nonoperating revenues (expenses):					
Passenger facility charges	\$ 3,806	\$ 3,644	\$ (162)	(4)%	\$ 3,464
Customer facility charges (Rental Car Center)	3,450	3,471	21	1%	2,830
Quieter Home Program, net	(249)	(108)	141	57%	962
Interest income	528	777	249	47%	555
BAB interest rebate	386	396	10	-	399
Interest expense & debt issuance costs	(5,640)	(5,776)	(136)	(2)%	(2,176)
Bond amortization	343	343	-	-	350
Other nonoperating revenue (expenses)	(1)	(461)	(460)	-	1,121
Nonoperating revenue, net	2,623	2,286	(337)	-	7,505
Change in net position before grant contributions	(1,339)	(2,541)	(1,202)		6,711
Capital grant contributions	150	99	(51)	(34)%	(147)
Change in net position	\$ (1,189)	\$ (2,442)	\$ (1,253)	-	\$ 6,564



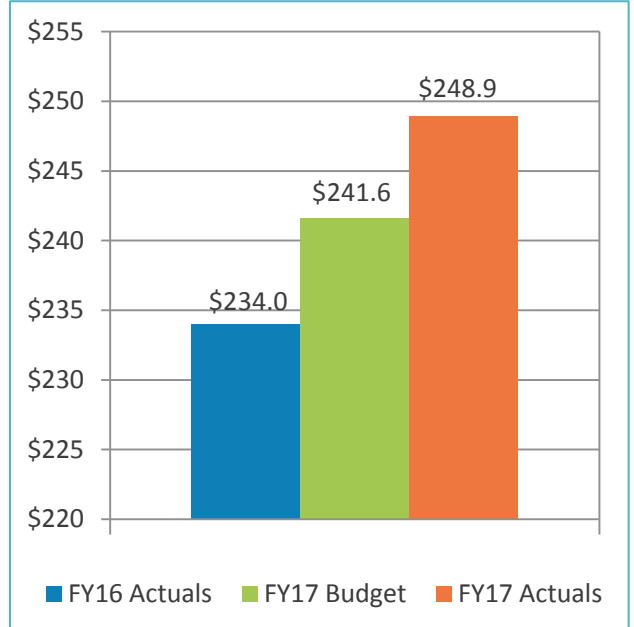
**Revenue & Expense
(Unaudited)
For the Twelve Months Ended
June 30, 2017 and 2016**

Operating Revenue (Unaudited)



FY17 YTD Act Vs.
FY16 YTD Act
6.3%

FY17 YTD Act Vs.
FY17 YTD Budget
3.0%



Operating Revenues

for the Twelve Months Ended June 30, 2017 (Unaudited)

(In thousands)	Budget	Actual	Variance Favorable (Unfavorable)	% Change	Prior Year
Aviation revenue:					
Landing fees	\$ 26,621	\$ 24,637	\$ (1,984)	(7)%	\$ 23,985
Aircraft parking fees	2,908	2,927	\$ 19	1%	2,701
Building rentals	54,925	56,624	1,699	3%	53,536
Security surcharge	29,858	29,478	(380)	(1)%	29,223
CUPPS Support Charges	1,245	1,182	(63)	(5)%	1,152
Other aviation revenue	1,620	1,617	(3)	-	1,607
Total aviation revenue	\$ 117,177	\$ 116,465	\$ (712)	(1)%	\$112,204

Operating Revenues

for the Twelve Months Ended June 30, 2017 (Unaudited)

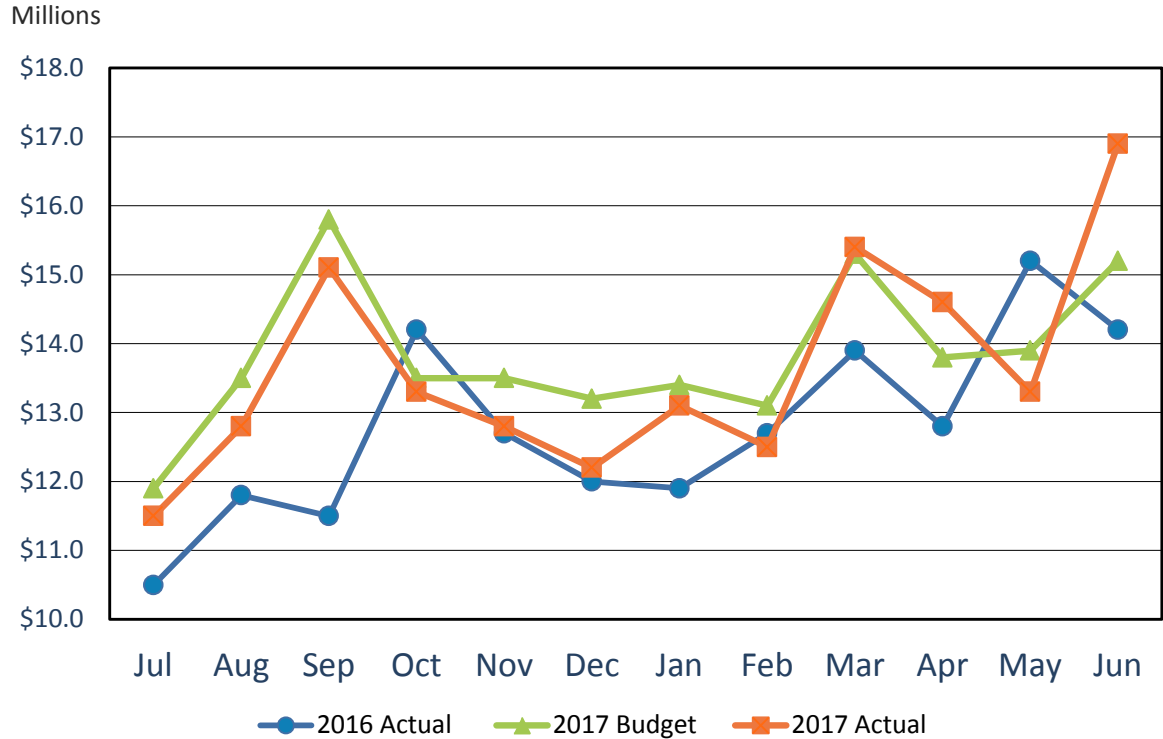
(In thousands)	Budget	Actual	Variance Favorable (Unfavorable)	% Change	Prior Year
Terminal rent non-airline	\$ 1,242	\$ 1,556	\$ 314	25%	\$ 1,032
Concession revenue:					
Terminal concession revenue:					
Food and beverage	9,995	10,975	980	10%	10,405
Retail	6,470	7,200	730	11%	6,369
Space storage	864	879	15	2%	855
Cost recovery	2,881	2,616	(265)	(9)%	2,520
Other (Primarily advertising)	3,647	4,477	830	23%	3,869
Total terminal concession revenue	23,857	26,147	2,290	10%	24,018
Car rental and license fee revenue:					
Rental car license fees	26,489	28,296	1,807	7%	27,025
Rental car center cost recovery	2,195	1,866	(329)	(15)%	791
License fees-other	4,339	4,948	609	14%	4,441
Total rental car and license fees	33,023	35,110	2,087	6%	32,257
Total concession revenue	\$ 56,880	\$ 61,257	\$ 4,377	8%	\$ 56,275

Operating Revenues

for the Twelve Months Ended June 30, 2017 (Unaudited)

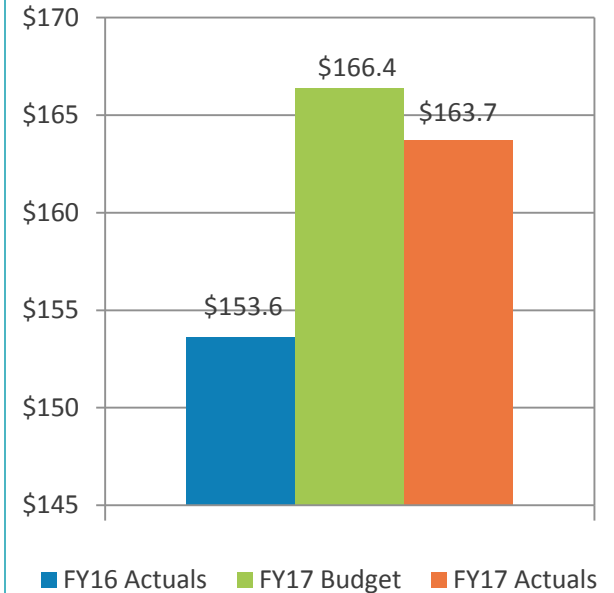
(In thousands)	Budget	Actual	Variance Favorable (Unfavorable)	% Change	Prior Year
Parking revenue:					
Short-term parking revenue	\$ 23,496	\$ 23,415	\$ (81)	-	\$ 26,477
Long-term parking revenue	17,081	17,940	859	5%	16,396
Total parking revenue	40,577	41,355	778	2%	42,873
Ground transportation permits and citations	6,242	8,052	1,810	29%	5,233
Ground rentals	18,583	18,497	(86)	-	15,194
Grant reimbursements	220	292	72	33%	293
Other operating revenue	752	1,457	705	94%	890
Subtotal	66,374	69,653	3,279	5%	64,483
Total operating revenues	\$ 241,673	\$ 248,931	\$ 7,258	3%	\$233,994

Operating Expenses (Unaudited)



FY17 YTD Act Vs.
FY16 YTD Act
-6.5%

FY17 YTD Act Vs.
FY17 YTD Budget
1.6%



Operating Expenses

for the Twelve Months Ended June 30, 2017 (Unaudited)

(In thousands)	Budget	Actual	Variance Favorable (Unfavorable)	% Change	Prior Year
Operating expenses:					
Salaries and benefits	\$ 45,556	\$ 46,907	\$ (1,351)	(3)%	\$ 42,067
Contractual services	44,698	44,312	386	1%	38,211
Safety and security	29,061	28,422	639	2%	28,721
Space rental	10,191	10,190	1	-	10,367
Utilities	12,903	10,736	2,167	17%	11,480
Maintenance	14,666	14,270	396	3%	14,122
Equipment and systems	365	513	(148)	(41)%	714
Materials and supplies	447	611	(164)	(37)%	529
Insurance	1,013	956	57	6%	949
Employee development and support	1,328	1,353	(25)	(2)%	1,242
Business development	2,564	2,341	223	9%	2,391
Equipment rental and repairs	3,628	3,130	498	14%	2,860
Total operating expenses	\$ 166,420	\$ 163,741	\$ 2,679	2%	\$153,653


Financial Summary

for the Twelve Months Ended June 30, 2017 (Unaudited)

(In thousands)	Budget	Actual	Variance Favorable (Unfavorable)	% Change	Prior Year
Total operating revenues	\$ 241,673	\$ 248,931	\$ 7,258	3%	\$233,994
Total operating expenses	166,420	163,741	2,679	2%	153,653
Income from operations	75,253	85,190	9,937	13%	80,341
Depreciation	95,229	95,229	-	-	87,821
Operating income (loss)	\$ (19,976)	\$ (10,039)	\$ 9,937	50%	\$ (7,480)

Nonoperating Revenues & Expenses for the Twelve Months Ended June 30, 2017 (Unaudited)

(In thousands)	Budget	Actual	Variance Favorable (Unfavorable)	% Change	Prior Year
Nonoperating revenues (expenses):					
Passenger facility charges	\$ 41,924	\$ 42,200	\$ 276	1%	\$ 40,258
Customer facility charges (Rental Car Center)	37,287	36,528	(759)	(2)%	33,208
Quieter Home Program, net	(3,207)	(785)	2,422	76%	(3,799)
Interest income	6,536	8,134	1,598	24%	5,999
BAB interest rebate	4,631	4,651	20	-	4,656
Interest expense & debt issuance costs	(67,082)	(62,347)	4,735	7%	(54,878)
Bond amortization	4,153	4,154	1	-	4,243
Other nonoperating revenue (expenses)	(10)	(17,121)	(17,111)	-	2,246
Nonoperating revenue, net	24,232	15,414	(8,818)	(36)%	31,933
Change in Net Position before grant contribution	4,256	5,375	1,119	26%	24,453
Capital grant contributions	1,350	1,904	554	41%	10,477
Change in Net Position	\$ 5,606	\$ 7,279	\$ 1,673	30%	\$ 34,930



Statements of Net Position (Unaudited)
June 30, 2017 and 2016

Statements of Net Position (Unaudited)

As of June 30, 2017 and 2016

(In Thousands)

	<u>2017</u>	<u>2016</u>
Current assets:		
Cash and investments	\$ 82,305	\$ 59,328
Tenant lease receivable, net of allowance of 2017: (\$227,155) and 2016: (\$219,353)	9,322	8,529
Grants receivable	3,354	7,623
Notes receivable-current portion	1,802	1,705
Prepaid expenses and other current assets	4,434	3,393
Total current assets	<u>101,217</u>	<u>80,578</u>
 Cash designated for capital projects and other	 <u>\$ 25,792</u>	 <u>\$ 31,271</u>

Statements of Net Position (Unaudited)

As of June 30, 2017 and 2016

(In Thousands)

	<u>2017</u>	<u>2016</u>
Restricted assets:		
Cash and investments:		
Bonds reserve	\$ 60,780	\$ 57,872
Passenger facility charges and interest unapplied	73,311	73,280
Customer facility charges and interest applied	37,816	32,922
SBD bond guarantee	4,000	4,000
Bond proceeds held by trustee	161,885	184,298
Variable rate debt interest held by Trustee	163	-
Passenger facility charges receivable	6,155	4,498
Customer facility charges receivable	3,732	2,970
OCIP insurance reserve	2,791	3,034
Total restricted assets	<u>\$ 350,633</u>	<u>\$ 362,874</u>

Statements of Net Position (Unaudited)

As of June 30, 2017 and 2016

(In Thousands)

Noncurrent assets:

Capital assets:

Land and land improvements
Runways, roads and parking lots
Buildings and structures
Machinery and equipment
Vehicles
Office furniture and equipment
Works of art
Construction-in-progress

Less: accumulated depreciation

Total capital assets, net

	<u>2017</u>	<u>2016</u>
	\$ 111,041	\$ 109,974
	626,872	590,772
	1,421,352	1,406,112
	49,079	47,362
	15,721	14,629
	33,490	32,335
	10,066	9,579
	171,498	152,703
	<u>2,439,119</u>	<u>2,363,466</u>
	(894,209)	(812,459)
	<u>\$ 1,544,910</u>	<u>\$ 1,551,007</u>

Statements of Net Position (Unaudited)

As of June 30, 2017 and 2016

(In Thousands)

	<u>2017</u>	<u>2016</u>
Other assets:		
Notes receivable - long-term portion	\$ 33,242	\$ 35,044
Investments - long-term portion	174,112	150,323
Security deposit	350	350
Total other assets	<u>207,704</u>	<u>185,717</u>
 Deferred outflows of resources:		
Deferred pension contributions	6,889	5,697
Other deferred pension outflows	15,048	288
Total assets and deferred outflows of resources	<u>\$ 2,252,193</u>	<u>\$ 2,217,432</u>

Statements of Net Position (Unaudited)

As of June 30, 2017 and 2016

(In Thousands)

	<u>2017</u>	<u>2016</u>
Current liabilities:		
Accounts payable and accrued liabilities	\$ 49,620	\$ 53,764
Deposits and other current liabilities	10,383	5,326
Total current liabilities	<u>60,003</u>	<u>59,090</u>
 Current liabilities payable from restricted assets:		
Current portion of long-term debt	11,585	11,090
Accrued interest on bonds and variable debt	32,749	32,954
Total liabilities payable from restricted assets	<u>\$ 44,334</u>	<u>\$ 44,044</u>

Statements of Net Position (Unaudited)

As of June 30, 2017 and 2016

(In Thousands)

	<u>2017</u>	<u>2016</u>
Long-term liabilities:		
Variable debt	\$ 58,998	\$ 32,581
Other long-term liabilities	7,964	8,800
Long-term debt - bonds net of amortized premium	1,276,017	1,291,756
Net pension liability	18,111	1,681
Total long-term liabilities	<u>1,361,090</u>	<u>1,334,818</u>
Total liabilities	<u>1,465,427</u>	<u>1,437,952</u>
Deferred inflows of resources		
Deferred pension inflows	1,815	1,807
Total liabilities and deferred inflows of resources	<u>\$ 1,467,242</u>	<u>\$ 1,439,759</u>

Statements of Net Position (Unaudited)

As of June 30, 2017 and 2016

(In Thousands)

Net Position:

Invested in capital assets, net of related debt

Other restricted

Unrestricted:

Designated

Undesignated

Total net position

	<u>2017</u>	<u>2016</u>
	\$ 352,751	\$ 392,156
	188,385	178,575
	25,792	31,271
	<u>218,023</u>	<u>175,671</u>
	<u>\$ 784,951</u>	<u>\$ 777,673</u>



Questions?

Item 3



SAN DIEGO
INTERNATIONAL AIRPORT

LET'S **GO.**

San Diego County Regional Airport Authority

Investment Report As of July 31, 2017

Presented by: Geoff Bryant
Manager, Airport Finance

July 28, 2017

Agenda

1. Investment Report

2. Portfolio Strategy

This report is prepared for the San Diego County Regional Airport Authority (the "Authority") in accordance with California Government Code Section 53646, which states that "the treasurer or chief fiscal officer may render a quarterly report to the chief executive officer, the internal auditor, and the legislative body of the local agency within 30 days following the end of the quarter covered by the report."

The investment report was compiled in compliance with California Government Code Section 53646 and the Authority's approved Investment Policy. All investment transactions made in the Authority's portfolio during this period were made on behalf of the Authority. Sufficient liquidity and anticipated revenue are available to meet expenditure requirements for the next six months.



Scott Brickner, C.P.A.
V.P. Finance & Asset Management / Treasurer
San Diego County Regional Airport Authority

Total Portfolio Summary

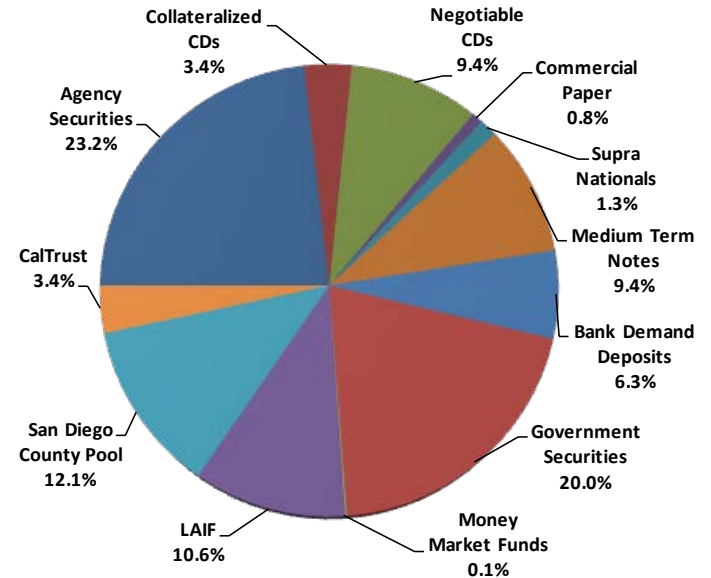
	Current Period	Prior Period	Change From
	July 31, 2017	June 30, 2017	Prior
Book Value (1)	\$453,659,000	\$461,751,000	(\$8,092,000)
Market Value (1)	\$452,787,000	\$460,674,000	(\$7,887,000)
Market Value%	99.81%	99.77%	0.04%
Unrealized Gain / (Loss)	(\$872,000)	(\$1,077,000)	\$205,000
Weighted Average Maturity (Days)	408 days	389 days	19
Weighted Average Yield as of Period End	1.23%	1.16%	0.07%
Cash Interest Received- Current Month	\$418,000	\$313,000	\$105,000
Accrued Interest	\$971,000	\$1,051,000	(\$80,000)

Notes:

(1) Decrease in portfolio value is primarily due to capital expenditures exceeding capital receipts.

Portfolio Composition by Security Type

	July 31, 2017		June 30, 2017		Permitted by Policy
	Market Value	Percent of Portfolio	Market Value	Percent of Portfolio	
Agency Securities	\$ 105,112,000	23.2%	\$ 109,437,000	23.8%	100%
Collateralized CDs	15,436,000	3.4%	15,415,000	3.3%	30%
Negotiable CDs	42,576,000	9.4%	46,593,000	10.1%	30%
Commercial Paper	3,489,000	0.8%	8,485,000	1.8%	25%
Supra Nationals	5,990,000	1.3%	5,982,000	1.3%	30%
Medium Term Notes	42,639,000	9.4%	39,564,000	8.6%	15%
Bank Demand Deposits	28,335,000	6.3%	31,400,000	7.0%	100%
Government Securities	90,695,000	20.0%	85,201,000	18.5%	100%
Money Market Funds	291,000	0.1%	631,000	0.1%	20%
LAIF	48,180,000	10.6%	48,114,000	10.4%	\$65 million ⁽¹⁾
San Diego County Pool	54,718,000	12.1%	54,555,000	11.8%	\$65 million ⁽²⁾
CalTrust	15,326,000	3.4%	15,297,000	3.3%	\$65 million ⁽³⁾
Total:	\$ 452,787,000	100.0%	\$ 460,674,000	100.0%	

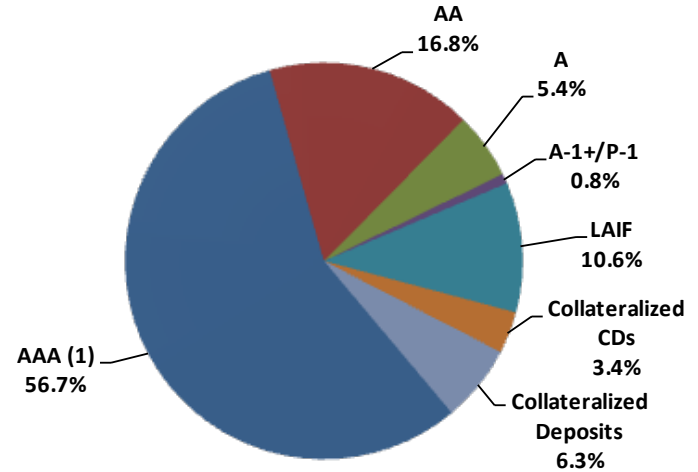


Notes:

- 1.) The \$65 million limit on LAIF is a non-statutory LAIF internal limit. It does not apply to bond proceeds.
- 2.) The San Diego County Investment Pool mirrors the LAIF internal limit and does not apply to bond proceeds.
- 3.) The CalTrust mirrors the LAIF internal limit and does not apply to bond proceeds.

Portfolio Composition by Credit Rating

	July 31, 2017		June 30, 2017	
	Market Value	Percent of Portfolio	Market Value	Percent of Portfolio
AAA ⁽¹⁾	\$ 256,805,000	56.7%	\$ 255,806,000	55.7%
AA	75,902,000	16.8%	76,847,000	16.7%
A	24,639,000	5.4%	24,607,000	5.3%
A-1+/P-1	3,489,000	0.8%	8,485,000	1.8%
LAIF	48,180,000	10.6%	48,114,000	10.4%
Collateralized CDs	15,435,000	3.4%	15,414,000	3.3%
Collateralized Deposits	28,337,000	6.3%	31,401,000	6.8%
Total:	\$ 452,787,000	100.0%	\$ 460,674,000	100.0%

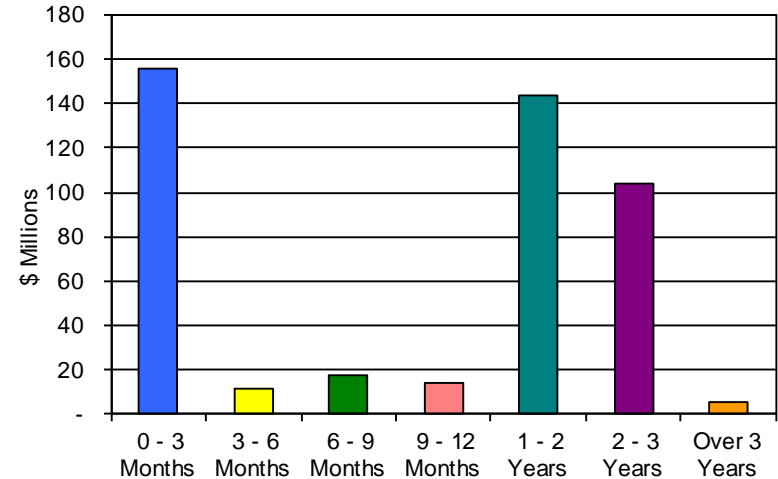


Notes:

1.) Includes investments that have split ratings between S&P (AA+), Moodys (AAA) and Fitch (AAA)

Portfolio Composition by Maturity ⁽¹⁾

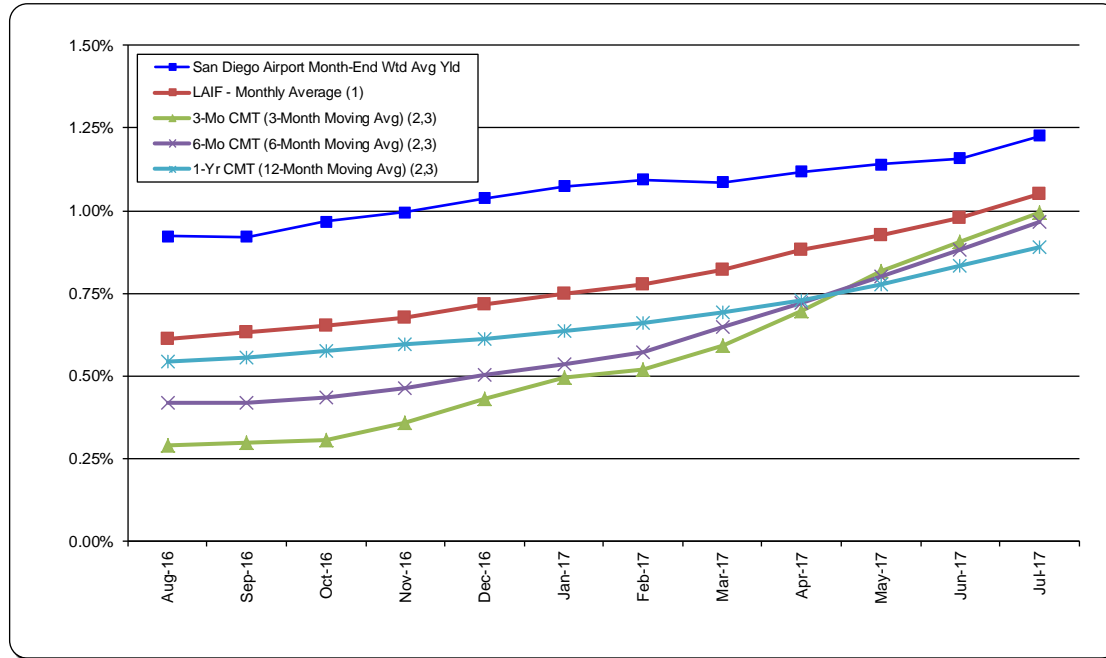
	July 31, 2017		June 30, 2017	
	Market Value	Percent of Portfolio	Market Value	Percent of Portfolio
0 - 3 Months	\$ 155,391,000	34.3%	\$ 169,365,000	36.9%
3 - 6 Months	11,509,000	2.5%	18,542,000	4.1%
6 - 9 Months	17,975,000	4.0%	14,521,000	3.2%
9 - 12 Months	13,968,000	3.1%	23,355,000	5.1%
1 - 2 Years	144,109,000	31.8%	127,168,000	27.8%
2 - 3 Years	104,418,000	23.1%	104,723,000	22.9%
Over 3 Years	5,417,000	1.2%	-	0.0%
Total:	\$ 452,787,000	100.0%	\$ 457,674,000	100.0%



Notes:

1.) The 0-3 Quarter category includes investments held in the LAIF, CalTrust, and the San Diego County Investment Pool.

Benchmark Comparison



Notes:

- 1.) Benchmark data for LAIF is the average monthly effective yield.
- 2.) CMT stands for Constant Maturity Treasury. This data is published in Federal Reserve Statistical Release H.15 and represents an average of all actively traded Treasury securities having that time remaining until maturity. This is a standard industry benchmark for Treasury securities.
- 3.) The CMT benchmarks are moving averages. The 3-month CMT is the daily average for the previous 3 months, the 6-month CMT is the daily average for the previous 6 months, and the 1-year CMT is the daily average for the previous 12-months.

Detail of Security Holdings As of July 31, 2017

Settlement Date	Security Description	Coupon	Maturity Date	Par Value	Purchase Price	Book Value	Market Price	Market Value	Days to Maturity	Yield to Maturity
10/16/15	FNMA	1.125	10/19/18	5,000,000	100.550	5,027,500	99.77	4,988,250	445	0.939
08/15/16	FHLB	0.625	08/07/18	4,000,000	99.624	3,985,680	99.38	3,975,120	372	0.808
10/21/16	FHLB	0.875	08/05/19	12,000,000	99.568	11,948,160	98.94	11,872,200	735	1.032
10/07/16	FHLB	1.000	09/26/19	10,000,000	99.727	9,972,700	99.10	9,909,500	787	1.094
06/29/16	FNMA	1.125	06/21/19	10,400,000	100.857	10,497,978	99.45	10,342,384	690	0.833
02/03/16	FNMA	1.375	01/28/19	6,000,000	100.842	6,050,520	100.03	6,001,920	546	1.088
05/16/16	FNMA	1.000	02/26/19	5,000,000	100.116	5,005,800	99.44	4,971,750	575	0.957
04/20/16	FHLB	1.125	04/15/19	8,000,000	100.319	8,020,420	99.61	7,968,640	623	1.016
12/08/16	FHLB	1.250	01/16/19	2,950,000	99.996	2,949,882	99.87	2,946,077	534	1.252
05/16/17	FHLB	1.875	03/13/20	3,000,000	100.836	3,025,080	100.97	3,029,010	956	1.571
07/08/16	FHLMC	1.250	08/01/19	5,000,000	101.285	5,064,250	99.72	4,985,950	731	0.824
09/06/16	FNMA	1.000	08/28/19	13,500,000	99.836	13,477,860	99.12	13,381,200	758	1.056
02/28/17	FNMA	1.500	02/28/20	13,050,000	99.936	13,003,050	99.80	13,024,442	942	1.529
08/02/16	FNMA	0.875	08/02/19	7,800,000	99.832	7,786,896	98.92	7,715,916	732	0.932
Agency Total				105,700,000		105,815,776		105,112,358	710	1.072
07/02/16	East West Bk CD	1.550	07/07/19	10,384,407	100.000	10,360,123	100.00	10,384,407	706	1.550
10/21/16	East West Bk CD	0.500	10/24/17	5,050,589	100.000	5,050,589	100.00	5,050,589	85	0.700
Collateralized CDs Total				15,434,996		15,410,712		15,434,996	502	1.271

Detail of Security Holdings As of July 31, 2017

Settlement Date	Security Description	Coupon	Maturity Date	Par Value	Purchase Price	Book Value	Market Price	Market Value	Days to Maturity	Yield to Maturity
03/09/16	US Bank CD	1.060	03/09/18	4,000,000	100.000	4,000,000	100.00	4,000,000	221	1.060
11/17/15	SKANDINAV ENSKD CD	1.480	11/16/17	4,500,000	100.000	4,500,000	100.00	4,500,000	108	1.480
02/09/17	BK OF MONTREAL YC/D	1.880	02/07/19	5,000,000	100.000	5,000,000	100.51	5,025,400	556	1.880
12/05/16	NORDEA BK FINL YC/D	1.760	11/30/18	4,000,000	100.000	4,000,000	100.33	4,013,360	487	1.760
12/05/16	CANADIAN IMP BK YC/D	1.760	11/30/18	5,000,000	99.922	4,996,100	100.33	5,016,700	487	1.800
11/18/15	HSBC BK C/D	0.954	11/17/17	4,000,000	100.000	4,000,000	100.18	4,007,080	109	0.954
05/04/17	SUMITOMO MITSUI YC/D	2.050	05/03/19	3,000,000	100.080	3,000,000	100.00	3,000,000	641	2.050
03/16/16	Toronto Dominion CD	1.720	03/14/18	5,000,000	100.000	5,000,000	100.20	5,009,800	226	1.720
04/06/17	BK NOVA SCOTIA YC/D	1.910	04/05/19	4,000,000	100.000	4,000,000	99.92	3,996,720	613	1.910
03/15/16	ROYAL BK CDA Y C/D	1.700	03/09/18	4,000,000	100.000	4,000,000	100.17	4,006,840	221	1.700
Negotiable CDs Total				42,500,000		42,496,100		42,575,900	361	1.632
04/28/17	BANK OF TOKYO MITS DC/P	1.370	10/25/17	3,500,000	99.315	3,476,025	99.70	3,489,325	86	1.379
Commercial Paper Total				3,500,000		3,476,025		3,489,325	86	1.379
04/28/17	INTL BK RECON & DEV	1.875	04/21/20	3,000,000	100.685	3,020,550	100.62	3,018,480	995	1.638
04/21/16	INTER-AMER DEV BANK	1.000	05/13/19	3,000,000	99.714	2,991,420	99.05	2,971,530	651	1.095
Supranationals				6,000,000		6,011,970		5,990,010	824	1.368
05/12/15	APPLE INC NOTES	1.000	05/03/18	4,000,000	99.121	3,964,840	99.72	3,988,720	276	1.302
12/12/16	BK NEW YORK NTS	2.300	09/11/19	2,000,000	101.107	2,022,140	101.03	2,020,640	772	1.884
10/14/16	TOYOTA MOTOR CR CORP	2.125	07/18/19	1,000,000	101.670	1,016,700	100.94	1,009,390	717	1.505
10/14/16	TOYOTA MTR CR CORP	1.400	05/20/19	1,500,000	99.906	1,498,590	99.69	1,495,395	658	1.437
10/14/16	AMERICAN HONDA BDS	1.200	07/12/19	2,495,000	99.241	2,476,063	99.16	2,473,967	711	1.483
07/17/15	GECC MTN	1.625	04/02/18	4,950,000	105.364	4,968,018	100.17	4,958,316	245	1.487
12/28/15	JPM CHASE & CO NT	1.800	01/25/18	1,500,000	99.888	1,498,320	100.13	1,501,875	178	1.855
11/19/14	CHEVRON CORP	1.345	11/15/17	1,500,000	100.199	1,502,985	99.98	1,499,670	107	1.345
05/15/17	CHEVRON CORP	1.991	03/03/20	3,500,000	100.275	3,509,660	100.48	3,516,660	946	1.889
02/29/16	CISCO SYSTEMS	1.600	02/28/19	3,000,000	100.330	3,009,900	100.11	3,003,150	577	1.487
02/24/16	IBM CORP NOTES	1.800	05/17/19	3,000,000	100.119	3,003,570	100.41	3,012,360	655	1.761
05/15/17	JPM CHASE & CO MTN	2.250	01/23/20	3,500,000	100.267	3,509,345	100.72	3,525,340	906	2.144
07/28/17	EXXON MOBIL CORP	1.912	03/06/20	3,000,000	100.381	3,011,430	100.53	3,016,020	949	1.757
06/06/16	WELLS FARGO CO MTN	2.150	01/15/19	4,600,000	101.427	4,665,642	100.68	4,631,372	533	1.589
09/14/15	AMERICAN EXPRESS MTN	1.800	07/31/18	2,980,000	99.759	2,972,818	100.20	2,986,079	365	1.886
Medium Term Notes				42,525,000		42,630,021		42,638,954	573	1.660

Detail of Security Holdings As of July 31, 2017

Settlement Date	Security Description	Coupon	Maturity Date	Par Value	Purchase Price	Book Value	Market Price	Market Value	Days to Maturity	Yield to Maturity
12/23/15	U.S. Treasury	1.500	12/31/18	15,200,000	100.516	15,295,391	100.27	15,240,432	518	1.325
05/11/17	U.S. Treasury	1.500	05/31/20	5,000,000	99.754	4,987,695	100.04	5,002,150	1035	1.583
01/09/17	U.S. Treasury	1.250	01/31/20	7,000,000	99.170	6,940,820	99.57	6,969,620	914	1.530
11/13/15	U.S. Treasury	1.250	11/30/18	11,000,000	100.234	11,002,578	99.95	10,993,950	487	1.242
02/03/16	U.S. Treasury	1.375	02/28/19	2,950,000	100.988	2,979,154	100.09	2,952,537	577	1.047
06/10/15	U.S. Treasury	1.000	05/31/18	10,000,000	99.762	9,976,172	99.80	9,979,700	304	1.082
04/20/16	U.S. Treasury	1.000	09/15/18	4,900,000	100.367	4,917,992	99.68	4,884,516	411	0.845
03/04/16	U.S. Treasury	1.625	03/31/19	5,850,000	101.793	5,954,889	100.48	5,878,139	608	1.031
12/05/16	U.S. Treasury	1.500	11/30/19	13,400,000	100.125	13,416,750	100.23	13,430,954	852	1.457
07/28/17	U.S. Treasury	1.625	07/31/20	5,400,000	100.203	5,410,969	100.32	5,417,064	1096	1.556
05/06/16	U.S. Treasury	1.250	10/31/18	9,950,000	101.066	10,034,779	99.96	9,945,722	457	0.816
	Government Total			90,650,000		90,917,189		90,694,783	628	1.241
	East West Bank			104,502	100.000	104,502	100.00	104,502	1	0.860
	East West Bank			22,488,032	100.000	22,488,032	100.00	22,488,032	1	0.860
	US Bank General Acct			5,744,003	100.000	5,744,003	100.00	5,744,003	1	0.000
	Bank Demand Deposits			28,336,537		28,336,537		28,336,537	1	0.686
	DREYFUS GOVT INVEST			290,603	100.000	290,603	100.00	290,603	1	0.000
	Money Market Fund			290,603		290,603		290,603	1	0.000
	Local Agency Invstmnt Fd			48,230,601	100.000	48,230,601	99.89	48,179,627	1	1.051
	San Diego County Inv Pool			54,717,026	100.000	54,717,026	100.00	54,717,570	1	1.283
	CalTrust			15,326,016	100.000	15,326,016	100.00	15,326,016	1	1.107
	Grand Total			\$ 453,210,778	100.18	\$ 453,658,576	99.81	\$ 452,786,679	408	1.226

Portfolio Investment Transactions

From July 1st, 2017 - July 31st, 2017

Settle Date	Security Description	Security Type	CUSIP	Coupon	Mature Date	Call Date	Unit Price	Amount
PURCHASES								
07/28/17	EXXON MOBIL CORP	MTN	30231GAG7	1.912	03/06/20	--	100.381	\$ 3,034,055
07/28/17	US TREAS NTS	US TREAS NTS	912828XM7	1.625	07/31/20	--	100203125.000	5,454,117
								\$ 8,488,172
CALLS								
								\$ -
MATURITIES								
01/09/17	BNP PARIBAS FIN DC/P	CP	09659BU73		07/07/17	--		\$ 5,000,000
								\$ 5,000,000
DEPOSITS								
								\$ -
WITHDRAWALS / SALES / TRANSFERS								
07/28/17	FNMA	AGCY	3135G0J61	0.875	03/28/18	--	99.766	\$ 4,452,566
07/28/17	US BK NA CINCIN C/D	CD-NEG	90333VPP1	1.375	09/11/17	--	100.000	4,020,931
								\$ 8,473,497

Bond Proceeds Summary

SUMMARY OF 2010, 2013 & 2014 BOND PROCEEDS*

As of: July 31, 2017

(in thousands)

	Series 2010	Series 2013	Series 2014	Total	Yield	Rating
<u>Project Fund</u>						
SDCIP	\$ -	\$ 1,721	\$ 33	\$ 1,754	1.28% ¹⁾	AAAf
	\$ -	\$ 1,721	\$ 33	\$ 1,754		
<u>Debt Service Reserve & Coverage Funds</u>						
SDCIP	\$ 30,406	\$ 33,322	\$ 28,899	\$ 92,627	1.28% ¹⁾	AAAf
East West Bank CD	21,107	-	-	21,107	0.80%	N/R
	\$ 51,513	\$ 33,322	\$ 28,899	\$ 113,734		
	\$ 51,513	\$ 35,043	\$ 28,932	\$ 115,488	1.19%	

*Bond proceeds are not included in deposit limits as applied to operating funds

1) SDCIP Yield as of 6/30/17

Bond Proceeds Investment Transactions

From July 1st, 2017 - July 31st, 2017

Settle Date	Description	Security Type	CUSIP	Coupon	Mature Date	Call Date	Unit Price	Amount
PURCHASES								
							\$	-
CALLS								
							\$	-
MATURITIES								
							\$	-
DEPOSITS								
							\$	-
WITHDRAWALS / SALES								
							\$	-



SAN DIEGO
INTERNATIONAL AIRPORT
LET'S **GO.**

Portfolio Strategy update

August 28, 2017

Presented by: John Dillon

Director, Financial Management and Planning

Background

- PFM Asset Management (PFM) manages all investment classes in the SDCRAA portfolio with the exception of local agency pools (e.g. LAIF, SDCIP), money market funds and bank accounts
- Current value of portfolio managed by PFM is \$286.8 million
- In 2013 the Authority selected the 1-3 Year Treasury Index to be the target duration for the SDCRAA portfolio managed by PFM.
 - Provides high level of liquidity within the portfolio
 - Allows Authority to generate returns at least commensurate with 2-year Treasuries
 - Expectation of rate increases

Characteristics of PFM Managed portfolio

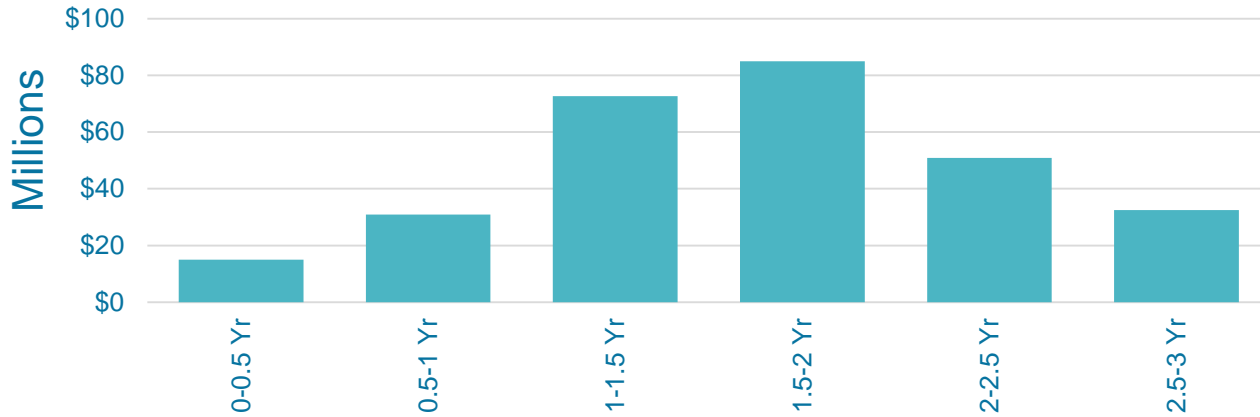
As of July 31, 2017

Par Amount Invested	\$286,860,000
Average Duration	1.64 years
Average Yield	1.31%

Characteristics of PFM Managed portfolio

As of July 31, 2017

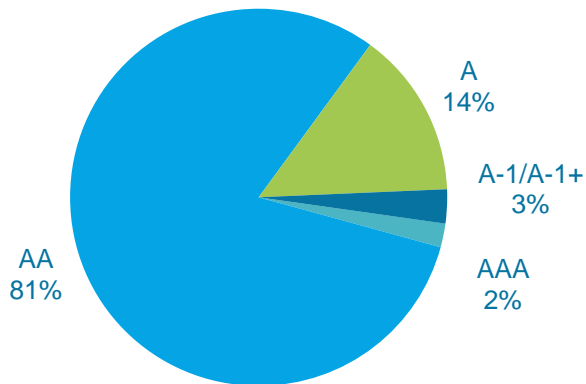
Duration Distribution



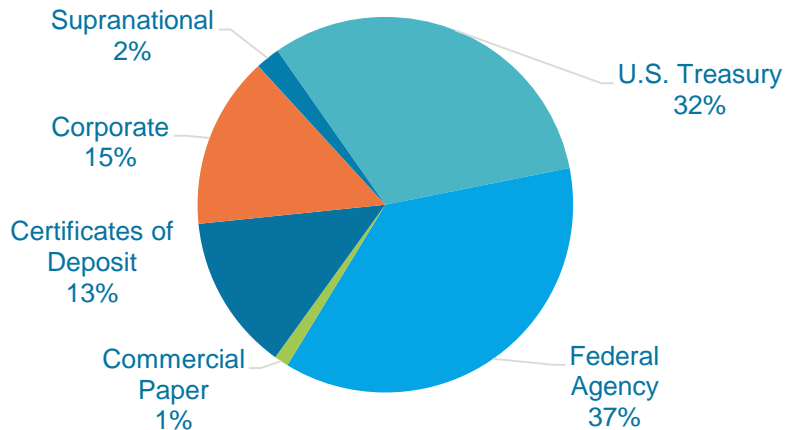
Characteristics of PFM Managed portfolio

As of July 31, 2017

Credit Quality



Sector Allocation



Standard & Poor's Ratings Utilized

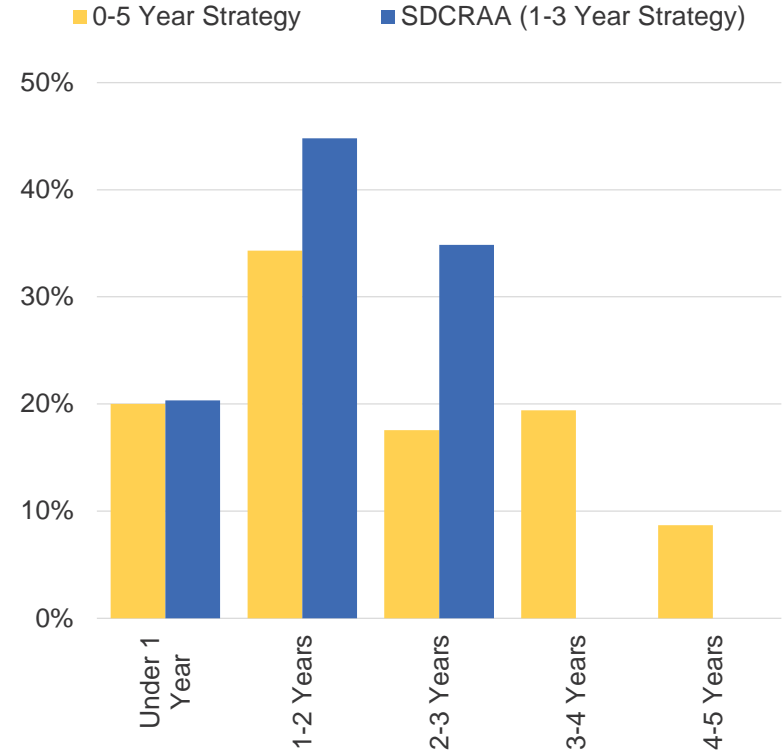
AA Grouping contains - US Treasuries, Federal Agency, Corporate Bonds & Negotiated Certificates of Deposit

Moody's & Fitch Ratings for US Treasuries & Federal Agency AAA

Change to Duration Target

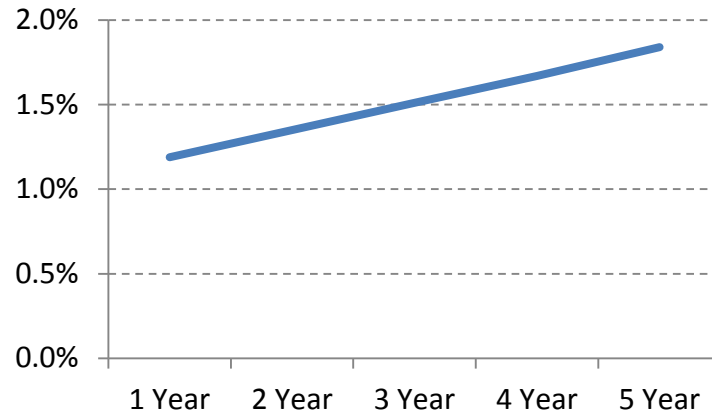
- Federal Reserve has acted in last 12 months to increase overnight rates.
- Authority's intention is to transition to a 0-5 year duration target for PFM managed investments
- Change will extend duration modestly from the current target of 1.89 years to a new target of 2.18 years
- Duration change to be phased in progressively over 4 month time frame

Duration Distribution



Change to Duration Target - Yield


- Despite flat yield curve, it is still advantageous to extend the portfolio duration.



- Average annual yield over the last 10 years of **2.20%** for a 0-5 year duration target portfolio vs **1.91%** for a 1-3 year duration target portfolio

Change to Duration Target - Liquidity

- Days cash on hand (DCOH) has risen from 550 days to over 800 days over the last 5 years
- The Authority has managed liquidity needs with net revenues, Bond Funds and Revolving Debt Obligations
- DCOH likely will fall modestly over next 24 months but Liquidity requirements can be managed by accessing funds in local agency pool investments and timing the maturity of securities in the portfolio to match anticipated cash flows.



Questions ?



SAN DIEGO
INTERNATIONAL AIRPORT

LET'S **GO.**

Series 2017 Bond Sale Briefing

August 28, 2017

Presented by:

Scott Brickner

Vice President of Finance & Asset Management

/Treasurer

Authority Bond Financing Requirements

Series A (Non AMT)

Parking Plaza \$127 million

Other projects \$ 35 million



Series B (AMT)

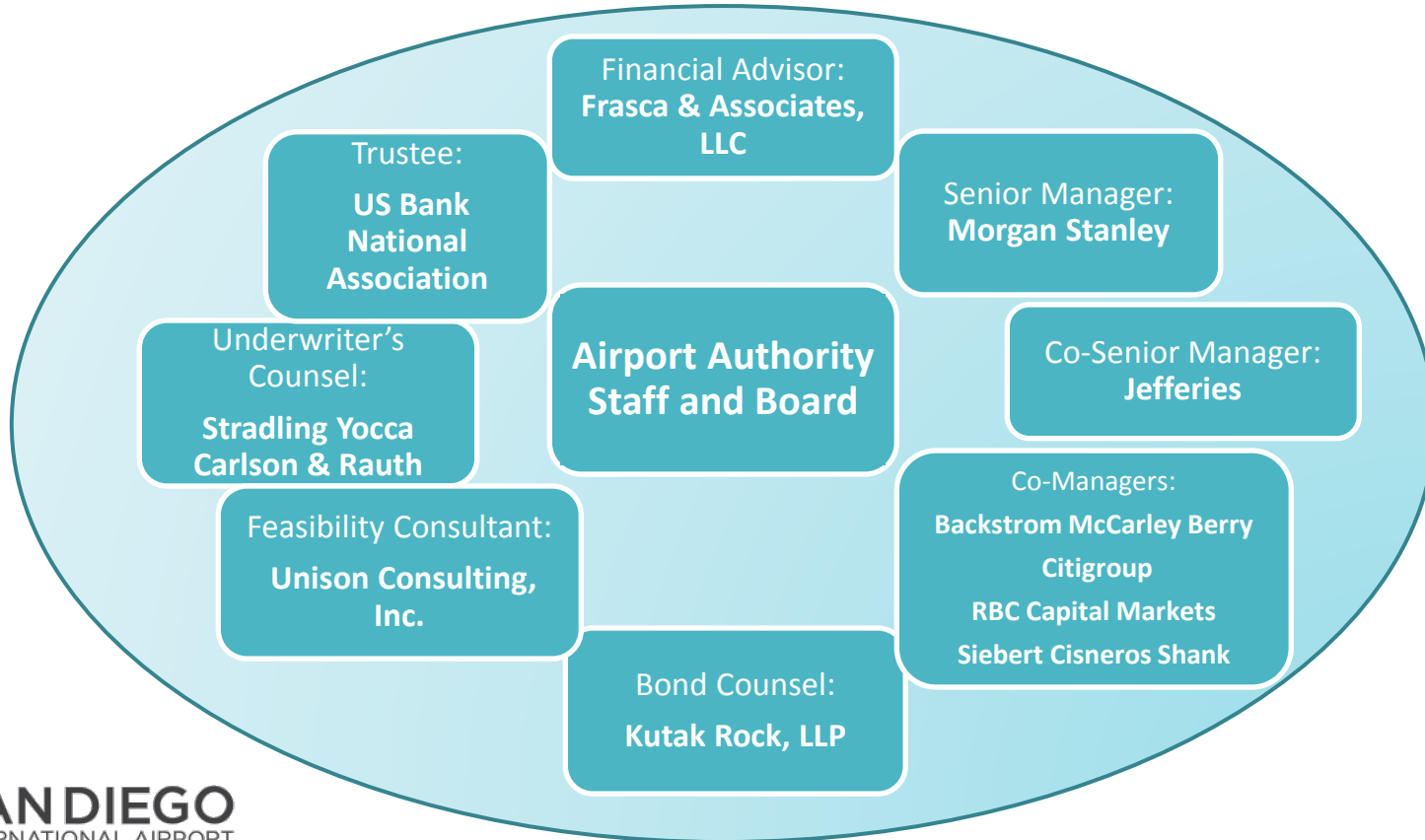
FIS

\$149 million

Other Projects

\$10 million

2017 Bonds Financing Team



Preparation of Bond Documents, Feasibility Report and Preliminary Official Statement (POS)



July 10, 2017

Ms. Kimberly Becker
 President and CEO
 San Diego County Regional Airport Authority
 3225 North Harbor Drive
 San Diego, CA 92101

Subject: *Financial Feasibility Report - San Diego County Regional Airport Authority Subordinate Airport Revenue Bonds, Series 2017A and Series 2017B*

Dear Ms. Becker:

Unison Consulting, Inc. ("Unison") is pleased to submit the attached Financial Feasibility Report regarding the proposed issuance by the San Diego County Regional Airport Authority (the "Authority") of its Subordinate Airport Revenue Bonds, Series 2017A and Series 2017B (collectively, the "Series 2017 Bonds") in the approximate aggregate principal amount of \$313.88 million. The Series 2017 Bonds are being issued as subordinate lien bonds. The proceeds of the Series 2017 Bonds will be used to (i) fund a portion of the costs of certain capital projects included in the Authority's capital program; (ii) repay a portion of the outstanding Subordinate short term obligations; (iii) fund a reserve fund; (iv) pay capitalized interest; and (v) pay costs of issuance of the Series 2017 Bonds.

The Series 2017 Bonds are being issued as Subordinate Obligations under and subject to the terms of the Master Subordinate Trust Indenture, dated as of September 1, 2007 (the "Master Subordinate Indenture"), by and between the Authority and U.S. Bank National Association (the "Subordinate Trustee"), and a Fifth Supplemental Subordinate Trust Indenture, to be dated as of August 1, 2017 (the "Fifth Supplemental Subordinate Indenture"), by and between the Authority and the Subordinate Trustee. The Series 2017 Bonds are special obligations of the Authority, secured by and payable from the Authority's Subordinate Net Revenues and certain funds and accounts held by the Subordinate Trustee.

Until January 2003, San Diego International Airport ("SAN" or the "Airport") was owned and operated by the San Diego Unified Port District. In January 2003, the Airport was transferred by long-term lease to the Authority, which now operates the Airport. SAN is the main commercial service airport serving the City of San Diego and the San Diego metropolitan area.

409 West Huron / Suite 400 / Chicago, Illinois 60654 / Tel: (312) 888-3360 / Fax: (312) 988-3370
 Chicago, Illinois / Orange County, California / San Antonio, Texas / St. Louis, Missouri

FINANCIAL FEASIBILITY REPORT

SAN DIEGO COUNTY REGIONAL AIRPORT AUTHORITY

Prepared by:



July 10, 2017

PRELIMINARY OFFICIAL STATEMENT DATED JULY 10, 2017

NEW ISSUES BOOK-ENTRIES ONLY

Rating: See "RATINGS" herein.

In an opinion of *Ernst & Young LLP*, Bond Counsel to the Authority, under existing laws, regulations, rules and judicial decisions and assuming the accuracy of certain representations and covenants compliance with certain covenants, interest on the Subordinate Series 2017 Bonds is excluded from gross income for federal income tax purposes, except for interest on any Subordinate Series 2017B Bond that may be paid during which such Bond is not held by a "substantial user" of the facilities provided or to be provided by the Subordinate Series 2017B Bonds or a "related person" within the meaning of Section 141(f) of the Internal Revenue Code of 1986, as amended. Bond Counsel is further of the opinion that no interest on the Subordinate Series 2017B Bonds is not a specific item of tax preference for purposes of the federal alternative minimum tax, except for interest on the Subordinate Series 2017A Bonds will be included in a corporate taxpayer's adjusted current earnings for purposes of computing its federal alternative minimum tax and, by extension on the Subordinate Series 2017B Bonds is a specific item of tax preference for purposes of the federal alternative minimum tax. Bond Counsel is further of the opinion that interest on the Subordinate Series 2017 Bonds is exempt from percent form of California personal income tax. See "TAX MATTERS" herein.



\$313,880,000
 SAN DIEGO COUNTY REGIONAL AIRPORT AUTHORITY
 Subordinate Airport Revenue Bonds
 \$144,200,000 SERIES 2017A (NON-AMT)
 \$169,680,000 SERIES 2017B (AMT)



Bond Date of Issuance:

See July 10, 2017, dates on the inside cover

The San Diego County Regional Airport Authority (the "Authority") is issuing its Subordinate Airport Revenue Bonds, Series 2017A (the "Subordinate Series 2017A Bonds") and Subordinate Airport Revenue Bonds, Series 2017B (the "Subordinate Series 2017B Bonds"), and together with the Subordinate Series 2017A Bonds, the "Subordinate Series 2017 Bonds", to (i) pay and to service the Authority's certain capital improvements at San Diego International Airport; (ii) repay a portion of the outstanding Subordinate Floating Rate Obligations; (iii) fund a portion of the costs of certain capital projects on the Subordinate Series 2017 Bonds; (iv) pay capitalized interest; and (v) pay costs of issuance of the Series 2017 Bonds. See "PLAN OF FINANCE AND ESTIMATED REVENUES AND USES OF FUNDS" herein.

The Subordinate Series 2017 Bonds are special obligations of the Authority, payable solely from net revenues to a pledge of (a) Subordinate Net Revenues, which include certain income and revenues received by the Authority from the operations of the Airport Trustee, less all amounts that are required to be paid to the Operations and Maintenance Agencies of the Airport Trustee and all amounts necessary to pay the services and fees set forth herein for the Series 2017 Bonds, and (b) certain bonds and accounts held by the Subordinate Trustee under the Subordinate Indenture. The Subordinate Series 2017 Bonds will be issued with a pledge of and lien on Subordinate Net Revenues in parity with the Authority's Subordinate Series 2010 Bonds, which, as of July 1, 2017, were outstanding in the aggregate principal amount of \$134,900,000, the Authority's Subordinate Floating Rate Obligations, which are subordinate to the amounting principal amount of \$117,000,000 of one year term, and the Authority's Subordinate Credit Facilities, which are subordinate to the aggregate principal amount of \$100,000,000 of one year term.

NONE OF THE PROPERTIES OF THE AIRPORT SYSTEM ARE SUBJECT TO ANY MORTGAGE OR OTHER LIEN FOR THE BENEFIT OF THE OWNERS OF THE SUBORDINATE SERIES 2017 BONDS, AND NEITHER THE FULL FAITH AND CREDIT NOR THE TAXING POWER OF THE AUTHORITY, THE CITY OF SAN DIEGO, THE COUNTY OF SAN DIEGO, THE STATE OF CALIFORNIA OR ANY POLITICAL SUBDIVISION OR AGENCY OF THE STATE OF CALIFORNIA IS PLEDGED TO THE PAYMENT OF THE PRINCIPAL OF OR INTEREST ON THE SUBORDINATE SERIES 2017 BONDS, NOR THE RECEIPTS AND PROCEEDS OF PAYMENT FOR THE SUBORDINATE SERIES 2017 BONDS.

The Subordinate Series 2017 Bonds will be issued as fully registered bonds in the name of Cede & Co., as registered issuer and custodian of the Depository Trust Company ("DTC"), New York, New York. Individual purchasers and sales of the Subordinate Series 2017 Bonds may be made in book-entry form only as depositaries of DTC and through multiple clearing banks. Interest on the Subordinate Series 2017 Bonds will be payable to the issuer ("Issuer"), commencing on January 1, 2018. In lieu of the Subordinate Series 2017 Bonds are held by DTC, the principal of and interest on the Subordinate Series 2017 Bonds will be payable to the registered owner of the Subordinate Series 2017 Bonds, which may be registered in either such principal and interest on the DTC participant's subaccount maintained in the beneficial names of the Subordinate Series 2017 Bonds, will be issued as fully registered bonds in the name of Cede & Co., as registered issuer and custodian of the Depository Trust Company ("DTC"), New York, New York.

Maturity Schedule on Inside Front Cover

The Subordinate Series 2017 Bonds are subject to optional and mandatory sinking fund redemption prior to maturity, in some fully described bonds. See DESCRIPTION OF THE SUBORDINATE SERIES 2017 BONDS—Redemption Provisions.

The purchase and ownership of Subordinate Series 2017 Bonds involves investment risk and may not be suitable for all investors. This cover page contains certain information for general reference only. It is not intended to be a summary of the accuracy or terms of the Subordinate Series 2017 Bonds. Investors are advised to read the entire Official Statement, including any printed material distributed by the Authority, in which information essential to the making of an investment decision regarding the Series 2017 Bonds is contained, including "GENERAL INVESTMENT CONSIDERATIONS." Copied material used on this cover page and elsewhere is taken from the cover page and other sections of the Official Statement.

The Subordinate Series 2017 Bonds are offered only as and through the Authority, subject to the approval of *Ernst & Young LLP*, Bond Counsel to the Authority, and to certain other conditions. Certain matters will be passed upon by the Authority by its General Counsel and *Ernst & Young LLP*, Disclosure Counsel to the Authority. Certain other matters will be passed upon by the Authority, in their capacity as "Municipal Advisor" to the Authority, by *Prudential Capital Corporation*, *Prudential & Associates, LLC*, its counsel as Municipal Advisor to the Authority. It is expected that the delivery of the Subordinate Series 2017 Bonds will be made through the facilities of DTC on or about August 1, 2017.

Morgan Stanley
 Backhaus McCarter Barry & Co., LLC
 Citigroup
 BDC Capital Markets
 Robert Corcoran; Bank & Co., L.L.C.

Date of Official Statement:

*Preliminary, subject to change



SAN DIEGO
 INTERNATIONAL AIRPORT.
 LET'S GO.

Rating Agency Presentations & Credit Ratings



San Diego County Regional Airport Authority

Subordinate Airport Revenue Bonds, Series 2017A (Non-AMT) – \$157,030,000*

Subordinate Airport Revenue Bonds, Series 2017B (AMT) – \$156,850,000*

**Preliminary and subject to change*

RATING AGENCY PRESENTATION
JUNE 2017

Debt Ratings

General Airport Revenue Bonds

	Senior Debt	Subordinate Debt
Fitch	A+	A
Moody's	A1	A2
Standard & Poor's	A+	A

Special Facility CFC Revenue Bonds

	Senior Debt
Moody's	A3
Standard & Poor's	A-



Marketing and Investor Outreach



San Diego County Regional Airport Authority

Subordinate Airport Revenue Bonds:

\$155,305,000* Series 2017A (Non-AMT)

\$155,120,000* Series 2017B (AMT)

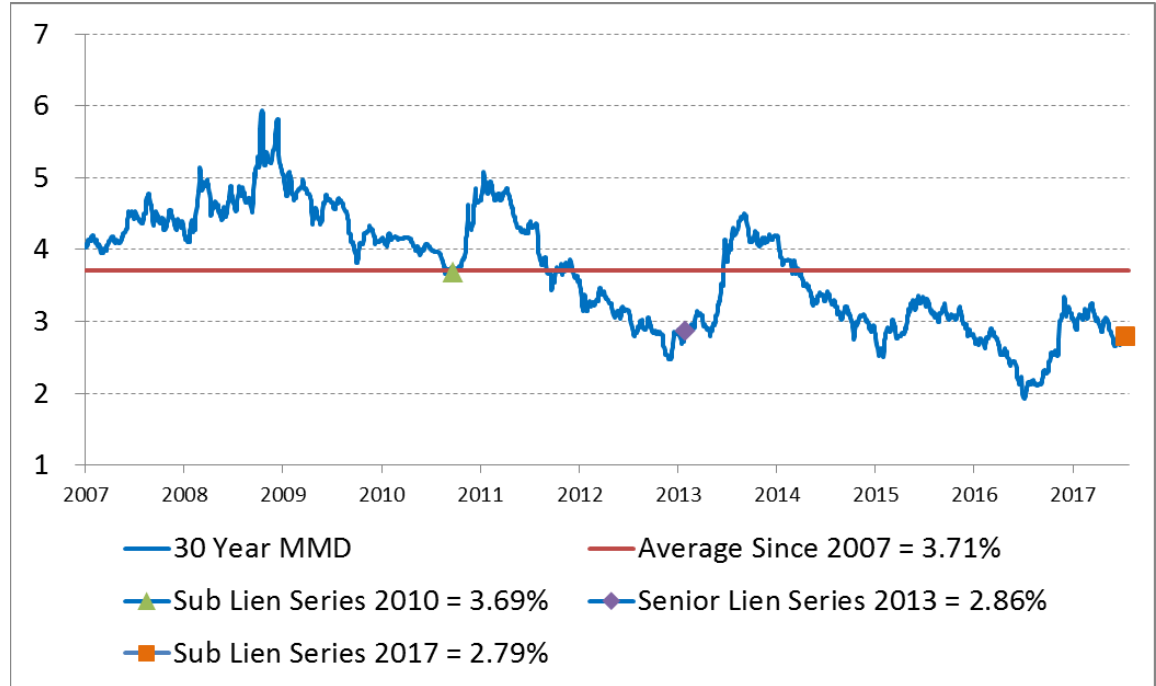
Investor Presentation

* Preliminary, subject to change

Favorable Market Conditions

- ▶ Long term interest rates are close to historic lows
- ▶ Relatively flat yield curve
- ▶ Favorable funds flow environment

30 Year MMD Index



July 18 2017: Pricing

Central Command



Morgan Stanley Trading Floor

Results

- Bonds sold to 80 separate institutional investors
- Bonds were nine times subscribed
- Obtained attractive rates for the transaction resulting in a net present value savings of \$25.9 million vs. the feasibility consultant's forecast
- Annual debt service \$1.5 million less than the feasibility forecast
- The All-in True Interest Cost for the transaction was 3.74%



GARB Deal Summaries

Airport	Date	Rating	Tax Status (final Maturity)	Final Maturity Yield	Final Maturity MMD Spread
Massport	7/12	AA	AMT (2047)	3.30%	+44
LAX	7/11	AA-	AMT (2047)	3.36%	+50
SAN	7/18	A	AMT (2047)	3.29%	+50
LAX	7/11	AA-	Non AMT (2042)	3.08%	+27
SAN	7/18	A	Non AMT (2047)	3.08%	+29

GARB Deal Summaries

- Lowest all in true interest cost compared with any Authority GARB deal

Deal	Par (000's)	All-in True Interest Cost
2010 Subordinate	\$572,565	4.38%
2013 Senior	\$379,585	3.92%
2017 Subordinate	\$291,210	3.74%

Closed August 3rd Posting Official Statement (OS) and Closing

**NEW ISSUES
BOOK-ENTRY ONLY**

Rating: See "RATINGS" herein.

In the opinion of Kwik Rock LLP, Bond Counsel to the Authority, under existing laws, regulations, rulings and judicial decisions and assuming the accuracy of certain representations and continuing compliance with certain covenants, interest on the Subordinate Series 2017 Bonds is excluded from gross income for federal income tax purposes, except for interest on any Subordinate Series 2017 Bond for any period during which such Subordinate Series 2017 Bond is either a "United States Government security," a "qualified plan asset," or a "qualified pension asset" as defined in the Internal Revenue Code of 1986, as amended. Bond Counsel is further of the opinion that (a) interest on the Subordinate Series 2017A Bonds is not a specific item of tax preference for purposes of the federal alternative minimum tax, except that interest on the Subordinate Series 2017A Bonds will be included in a corporation taxpayer's adjusted taxable earnings for purposes of computing its federal alternative minimum tax, and (b) interest on the Subordinate Series 2017B Bonds is a specific item of tax preference for purposes of the federal alternative minimum tax. Bond Counsel is further of the opinion that interest on the Subordinate Series 2017 Bonds is exempt from present State of California personal income taxes. See "TAX MATTERS" herein.

 <p>SAN DIEGO COUNTY REGIONAL AIRPORT AUTHORITY</p>	\$291,210,000 SAN DIEGO COUNTY REGIONAL AIRPORT AUTHORITY Subordinate Airport Revenue Bonds	 <p>SAN DIEGO METROPOLITAN COUNCIL OF GOVERNMENTS</p>
	\$146,605,000 SERIES 2017A (NON-AMT)	

Series 2017A (NON-AMT) **Series 2017B** (AMT)

San Diego County Regional Airport Authority
Subordinate Airport Revenue Bonds

San Diego Metropolitan Council of Governments

Series 2017A (NON-AMT) **Series 2017B** (AMT)

Date of Delivery: **Due:** July 1 as shown on the inside cover

The San Diego County Regional Airport Authority (the "Authority") is issuing its Subordinate Airport Revenue Bonds, Series 2017A (the "Subordinate Series 2017A Bonds"), and Subordinate Airport Revenue Bonds, Series 2017B (the "Subordinate Series 2017B Bonds"), and together with the Subordinate Series 2017A Bonds, the "Subordinate Series 2017 Bonds"), to (a) pay and/or reimburse the Authority for certain capital improvements at San Diego International Airport, (b) repay a portion of the outstanding Subordinate Revolving Obligations, (c) fund a portion of the interest accruing on the Subordinate Series 2017 Bonds, (d) make a deposit to the Subordinate Reserve Fund, and (e) pay the costs of issuance of the Subordinate Series 2017 Bonds. See "PLAN OF FINANCE AND ESTIMATED SOURCES AND USES OF FUNDS" herein.

The Subordinate Series 2017 Bonds are special obligations of the Authority, payable solely from and secured by a pledge of (a) Subordinate Net Revenues, which include certain income and revenue received by the Authority from the operation of the Airport System, less all amounts that are required to pay the Operation and Maintenance Expenses of the Airport System and less all amounts necessary to pay debt service on and fund the reserves for the Senior Bonds; and (b) certain funds and accounts held by the Subordinate Trustee under the Subordinate Indenture. The Subordinate Series 2017 Bonds will be issued with a pledge of and lien on Subordinate Net Revenues on parity with the Authority's Subordinate Series 2016 Bonds, which, as of July 2, 2017, were outstanding in the aggregate principal amount of \$164,090,000. The Subordinate Series 2017 Bonds Revolving Obligations, which are authorized to be outstanding in the aggregate principal amount of \$15,000,000 at any one time, and the Authority's Subordinate Debtless Bonds, which are authorized to be outstanding in the aggregate principal amount of \$100,000,000 at any one time.

NONE OF THE PROPERTIES OF THE AIRPORT SYSTEM ARE SUBJECT TO ANY MORTGAGE OR OTHER LIEN FOR THE BENEFIT OF THE OWNERS OF THE SUBORDINATE SERIES 2017 BONDS, AND NEITHER THE FIDELITY AND CREDIT NOR THE LENDING POWER OF THE AUTHORITY, THE CITY OF SAN DIEGO, THE COUNTY OF SAN DIEGO, THE STATE OF CALIFORNIA OR ANY POLITICAL SUBDIVISION OR AGENCY OF THE STATE OF CALIFORNIA IS PLEDGED FOR THE PAYMENT OF THE PRINCIPAL OR INTEREST ON THE SUBORDINATE SERIES 2017 BONDS. SEE "SECURITY AND SOURCES OF PAYMENT FOR THE SUBORDINATE SERIES 2017 BONDS."

The Subordinate Series 2017 Bonds will be issued as fully registered bonds in the name of Cede & Co., as registered issuer and nominee of The Depository Trust Company ("DTC"), New York, New York. Individual purchases and sales of the Subordinate Series 2017 Bonds may be made in book entry form on a dematerialized \$1,000 integral multiple basis. Interest on the Subordinate Series 2017 Bonds will be payable on January 1 and July 1, commencing on January 1, 2018. So long as the Subordinate Series 2017 Bonds are held by DTC, the principal and interest on the Subordinate Series 2017 Bonds will be payable by wire transfer to DTC, which in turn will be required to remit such principal and interest to the DTC participants for subsequent distribution to the beneficial owners of the Subordinate Series 2017 Bonds, as more fully described herein. See "APPENDIX F—BOOK-ENTRY-ONLY SYSTEM."

Maturity Schedule on Inside Front Cover

The Subordinate Series 2017 Bonds are subject to optional and mandatory sinking fund redemption prior to maturity, as more fully described herein. See "DESCRIPTION OF THE SUBORDINATE SERIES 2017 BONDS—Redemption Provisions."

The purchase and ownership of Subordinate Series 2017 Bonds involve investment risk and may not be suitable for all investors. This cover page contains certain information only. It is not intended to be a summary of the security or terms of the Subordinate Series 2017 Bonds. Investors are advised to read the entire Official Statement, including any portion hereof included by reference, to obtain information required to the making of an informed decision, giving particular attention to the matters discussed under "CERTAIN INVESTMENT CONSIDERATIONS." Capitalized terms used on this cover page and not otherwise defined have the meanings set forth herein.

The Subordinate Series 2017 Bonds are offered by, and if issued by the Authority, subject to the approval of validity by Kwik Rock LLP, Bond Counsel to the Authority, and are offered by, and if issued by the Authority, subject to the approval of validity by Kwik Rock LLP, Bond Counsel to the Authority. Certain legal matters will be passed upon for the Underwriters by their counsel, Prudential Investor Capital & Bank, a Professional Corporation. Prudential Investor Capital & Bank, a Professional Corporation, is the issuer of the Subordinate Series 2017 Bonds. It is expected that the delivery of the Subordinate Series 2017 Bonds will be made through the facilities of DTC on or about August 3, 2017.

Morgan Stanley **Jefferies**
Backstrom McCarthy Berry & Co., LLC Citigroup RBC Capital Markets Sibson Cincorus Shank & Co., L.L.C.

Date of Official Statement: July 18, 2017.

Final Closing Memorandum

Public Finance
1555 Broadway
New York, NY 10036

555 California Street, Suite 2200
San Francisco, California 94114

Morgan Stanley

To: Working Group **Date:** August 1, 2017

From: Morgan Stanley
Ira Smerlakian (212) 761-9059
Adam Aranda (415) 576-2087
Eather Berg (415) 576-2072
Kamberly Bacon (212) 761-9027
Stephan Kim (415) 576-8703

cc: Morgan Stanley Syndicate Operations
Sopa Richardson (917) 260-5213
Zoriana Flores (917) 260-5488
Leo Cheng (917) 260-5216

Subject: \$291,210,000
San Diego County Regional Airport Authority
Subordinate Airport Revenue Bonds
\$146,605,000 Series 2017A
\$145,170,000 Series 2017B

Below, we describe the flow of funds for the closing of the San Diego County Regional Airport Authority's (the "Authority") Subordinate Airport Revenue Bonds, Series 2017A (Non-AMT) and Series 2017B (AMT) (the "Bonds") on Thursday, August 3, 2017 at 8:00 am PT. As detailed herein, on the day of closing, Morgan Stanley will execute one wire transfer. Morgan Stanley will wire the bond purchase price to the Subordinate Trustee, U.S. Bank. For deposit into the Construction Funds, Non-AMT Revolving Obligations Redemption Account, Capitalized Interest Accounts, Subordinate Reserve Fund, and Cost of Issuance Accounts. Upon confirmation of the above wire transfer and execution and delivery of all closing documents and legal opinions, Morgan Stanley shall contact DTC, Bond Counsel, and U.S. Bank to release the Bonds to Morgan Stanley and the financing will then be closed. This will occur on the conference call below and the entire working group is invited, but is not required to join that call.

L THE OFFERING

Dated: July 18, 2017

Series/Delivery Date: Thursday, August 3, 2017

Pre-Closing Location & Time: Pre-closing will be held at Kwik Rock LLP and via conference call on Wednesday, August 2, 2017 at 4:00 pm PT / 7:00 pm ET. Pre-closing will also serve as a check-in call. Please use the dial-in information below:

When: Wednesday, August 2, 2017, 4:00 pm PT / 7:00 pm ET
Where: Kwik Rock LLP
1801 California Street, Suite 3000
Denver, CO 80202
Telephone Number: (877) 777-8895
Participant Code: 447-7288

1

Questions



EXECUTIVE COMMITTEE

Meeting Date: **AUGUST 28, 2017**

Subject:

Pre-Approval of Travel Requests and Approval of Business and Travel Expense Reimbursement Requests for Board Members, the President/CEO, the Chief Auditor and General Counsel

Recommendation:

Pre-approve Travel Requests and approve Business and Travel Expense Reimbursement Requests.

Background/Justification:

Authority Policies 3.30 (2)(b) and (4)(b) require that business expenses reimbursements of Board Members, the President/CEO, the Chief Auditor and the General Counsel be approved by the Executive Committee and presented to the Board for its information at its next regularly scheduled meeting.

Authority Policy 3.40 (2)(b) and (3)(b) require that travel expense reimbursements of Board Members, the President/CEO, the Chief Auditor and the General Counsel be approved by the Executive Committee and presented to the Board for its information at its next regularly scheduled meeting.

The attached reports are being presented to comply with the requirements of Policies 3.30 and 3.40.

Fiscal Impact:

Funds for Business and Travel expenses are included in the FY 2017-2018 Budget.

Environmental Review:

- A. This Board action is not a project that would have a significant effect on the environment as defined by the California Environmental Quality Act (CEQA), as amended. 14 Cal. Code Regs. §15378. This Board action is not a "project" subject to CEQA. Cal. Pub. Res. Code §21065.
- B. California Coastal Act Review: This Board action is not a "development" as defined by the California Coastal Act. Cal. Pub. Res. Code §30106.

Application of Inclusionary Policies:

Not applicable

Prepared by:

TONY R. RUSSELL
DIRECTOR, CORPORATE & INFORMATION GOVERNANCE/AUTHORITY CLERK

TRAVEL REQUEST

GREG COX

**SAN DIEGO COUNTY REGIONAL AIRPORT AUTHORITY
OUT-OF-TOWN TRAVEL REQUEST**

GENERAL INSTRUCTIONS:

- A. All travel requests must conform to applicable provisions of Policies 3.30 and 3.40.
- B. Personnel traveling at Authority expense shall, consistent with the provisions of Policies 3.30 and 3.40, use the most economical means available to affect the travel.

1. TRAVELER:

Travelers Name: Greg Cox Dept: 2
 Position: Board Member President/CEO Gen. Counsel Chief Auditor
 All other Authority employees (does not require executive committee administrator approval)

2. DATE OF REQUEST: 06/26/2017 PLANNED DATE OF DEPARTURE/RETURN: 09/24/2017 / 09/27/2017


3. DESTINATIONS/PURPOSE (Provide detailed explanation as to the purpose of the trip- continue on extra sheets of paper as necessary):
Destination: Washington, DC Purpose: Attend Conference
Explanation: San Diego Regional Chamber of Commerce "Mission to Washington D.C."

4. PROJECTED OUT-OF-TOWN TRAVEL EXPENSES

A. TRANSPORTATION COSTS:

• AIRFARE	\$ 700.00
• OTHER TRANSPORTATION (Taxi, Train, Car Rental)	\$ 150.00
B. LODGING	\$ 1,200.00
C. MEALS	\$ 215.00
D. SEMINAR AND CONFERENCE FEES	\$ 1,300.00
E. ENTERTAINMENT (If applicable)	\$
F. OTHER INCIDENTAL EXPENSES	\$ 50.00
TOTAL PROJECTED TRAVEL EXPENSE	\$ 3,615.00


CERTIFICATION BY TRAVELER By my signature below, I certify that the above listed out-of-town travel and associated expenses conform to the Authority's Policies 3.30 and 3.40 and are reasonable and directly related to the Authority's business.

Travelers Signature:  Date: 6/26/17

CERTIFICATION BY ADMINISTRATOR (Where Administrator is the Executive Committee, the Authority Clerk's signature is required).

By my signature below, I certify the following:

1. I have conscientiously reviewed the above out-of-town travel request and the details provided on the reverse.
2. The concerned out-of-town travel and all identified expenses are necessary for the advancement of the Authority's business and reasonable in comparison to the anticipated benefit to the Authority.
3. The concerned out-of-town travel and all identified expenses conform to the requirements and intent of Authority's Policies 3.30 and 3.40.

Administrator's Signature:  Date: 6/26/17

AUTHORITY CLERK CERTIFICATION ON BEHALF OF EXECUTIVE COMMITTEE


I, _____, hereby certify that this document was approved
 (Please leave blank. Whoever clerk's the meeting will insert their name and title.)
 by the Executive Committee at its _____ meeting.
 (Leave blank and we will insert the meeting date.)

San Diego

[\(HTTP://SDCHAMBER.ORG/\)](http://sdchamber.org/)« All Events (<http://sdchamber.org/events/>)

MISSION TO WASHINGTON D.C.

September 24 @ 7:00 pm - September 27 @ 12:00 pm



Join the largest binational delegation to Washington, D.C. to voice your business needs and collaborate with San Diego's business leaders while meeting with the nation's top legislators and policy officials.

Attendees will have the unique opportunity to:

- **Participate in high-level meetings** with U.S. administration officials and agencies, such as Department of Transportation, U.S. Customs & Border Protection, Department of State, Housing & Urban Development and many others
- **Gain access** to our country's key decision makers and advocate for local and regional issues important to business growth and creation of jobs in the Cali-Baja region
- **Network and make invaluable connections** elected officials on the local, state and federal level, as well as other community members

Mission Priorities: Transportation & Infrastructure • Healthcare • Energy & Water Reliability • International Trade & Cross Border Commerce • Defense & Veterans • Regulatory & Tax Reform

EVENT DETAILS

Date & Time: Sunday, September 24 (7:00 PM) – Wednesday, September 27 (12:00 PM), 2017

Location: The Mayflower Hotel, 1127 Connecticut Ave NW, Washington, DC 20036

Event Contact: Katie Tran | Ph: 619-544-1370 | Email: ktran@sdchamber.org (<mailto:ktran@sdchamber.org>)

Para obtener información sobre cómo asistir "Misión a Washington DC" favor de comunicarse con Zenia: kzamarripa@sdchamber.org (<mailto:kzamarripa@sdchamber.org>).
 (<mailto:ktran@sdchamber.org>)

Click here (</wp-content/uploads/2016/02/Agenda-09-23.pdf>) to view last year's trip itinerary.

San Diego



([HTTP://SDCHAMBER.ORG/](http://SDCHAMBER.ORG/))

HOTEL INFORMATION

The Mayflower Hotel (<http://www.marriott.com/hotels/travel/wasak-the-mayflower-hotel-autograph-collection/>)
1127 Connecticut Avenue, NW | Washington, D.C. 20036

We have secured a special room rate of \$304++ per night for standard rooms between September 24-27, 2017. **Reserve online here** (<https://aws.passkey.com/event/49214914/owner/1261/home>) or call 877-212-5752 and mention the "San Diego Regional Chamber" room block.

Reservations must be made by 3:00 pm (PT), Thursday, September 5, 2017. After September 5, the hotel will confirm reservations based on availability at the current rate.

APPLICATION & FEES

The participation fees below do not include hotel or airfare. Fees include hosted events and meetings.

All applications must be submitted by Tuesday, September 19.

Before 07/28/17:

Chamber members: \$1,800

Additional attendee or spouse/companion: \$1,300

Non-members: \$2,800

07/29/17 – 09/08/17:

Chamber members: \$2,300

Additional attendee or spouse/companion: \$1,300

Non-members: \$2,800

09/08/17 – 09/19/17:

All applicants: \$3200

APPLY NOW
 ([HTTP://WWW.CVENT.COM/D/W5QD2H/4W](http://www.cvent.com/D/W5QD2H/4W))

THANK YOU SPONSORS

AMY GONZALEZ

SAN DIEGO COUNTY REGIONAL AIRPORT AUTHORITY
OUT-OF-TOWN TRAVEL REQUEST

GENERAL INSTRUCTIONS:

- A. All travel requests must conform to applicable provisions of Policies 3.30 and 3.40.
- B. Personnel traveling at Authority expense shall, consistent with the provisions of Policies 3.30 and 3.40, use the most economical means available to affect the travel.

1. TRAVELER:

Travelers Name: Amy Gonzalez Dept: 15
Position: Board Member President/CEO Gen. Counsel Chief Auditor
 All other Authority employees (does not require executive committee administrator approval)

2. DATE OF REQUEST: 7/24/17 PLANNED DATE OF DEPARTURE/RETURN: 9/15/17 / 9/20/17

3. DESTINATIONS/PURPOSE (Provide detailed explanation as to the purpose of the trip-- continue on extra sheets of paper as necessary):

Destination: Forth Worth, TX Purpose: ACI-NA Annual Conference & Exhibition
Explanation: ACI-NA Annual Conference & Exhibition

4. PROJECTED OUT-OF-TOWN TRAVEL EXPENSES

A. TRANSPORTATION COSTS:

• AIRFARE	\$ 600.00
• OTHER TRANSPORTATION (Taxi, Train, Car Rental)	\$ 0.00
B. LODGING	\$ 1328.00
C. MEALS	\$ 250.00
D. SEMINAR AND CONFERENCE FEES	\$ 795.00
E. ENTERTAINMENT (If applicable)	\$
F. OTHER INCIDENTAL EXPENSES	\$
TOTAL PROJECTED TRAVEL EXPENSE	\$

CERTIFICATION BY TRAVELER By my signature below, I certify that the above listed out-of-town travel and associated expenses conform to the Authority's Policies 3.30 and 3.40 and are reasonable and directly related to the Authority's business.

Travelers Signature: Amy L Date: 7-18-17

CERTIFICATION BY ADMINISTRATOR (Where Administrator is the Executive Committee, the Authority Clerk's signature is required).

By my signature below, I certify the following:

1. I have conscientiously reviewed the above out-of-town travel request and the details provided on the reverse.
2. The concerned out-of-town travel and all identified expenses are necessary for the advancement of the Authority's business and reasonable in comparison to the anticipated benefit to the Authority.
3. The concerned out-of-town travel and all identified expenses conform to the requirements and intent of Authority's Policies 3.30 and 3.40.

Administrator's Signature: _____ Date: _____

AUTHORITY CLERK CERTIFICATION ON BEHALF OF EXECUTIVE COMMITTEE

I, _____, hereby certify that this document was approved
(Please leave blank. Whoever clerk's the meeting will insert their name and title.)
by the Executive Committee at its _____ meeting.
(Leave blank and we will insert the meeting date.)

MARK KERSEY

**SAN DIEGO COUNTY REGIONAL AIRPORT AUTHORITY
OUT-OF-TOWN TRAVEL REQUEST**

GENERAL INSTRUCTIONS:

- A. All travel requests must conform to applicable provisions of Policies 3.30 and 3.40.
- B. Personnel travelling at Authority expense shall, consistent with the provisions of Policies 3.30 and 3.40, use the most economical means available to affect the travel.

1. TRAVELER:

Travelers Name: Mark Kersey Dept: 2
 Position: Board Member President/CEO Gen. Counsel Chief Auditor
 All other Authority employees (does not require executive committee administrator approval)

2. DATE OF REQUEST: 08/02/2017 **PLANNED DATE OF DEPARTURE/RETURN:** 09/24/2017 / 09/27/2017

3. DESTINATIONS/PURPOSE (Provide detailed explanation as to the purpose of the trip-- continue on extra sheets of paper as necessary):

Destination: Washington, DC Purpose: Attend Conference
 Explanation: San Diego Regional Chamber of Commerce "Mission to Washington D.C."

4. PROJECTED OUT-OF-TOWN TRAVEL EXPENSES

A. TRANSPORTATION COSTS:

• AIRFARE	\$ 700.00
• OTHER TRANSPORTATION (Taxi, Train, Car Rental)	\$ 150.00
B. LODGING	\$ 1,200.00
C. MEALS	\$ 215.00
D. SEMINAR AND CONFERENCE FEES	\$ 1,300.00
E. ENTERTAINMENT (If applicable)	\$
F. OTHER INCIDENTAL EXPENSES	\$ 50.00
TOTAL PROJECTED TRAVEL EXPENSE	\$ \$3,615.00

CERTIFICATION BY TRAVELER By my signature below, I certify that the above listed out-of-town travel and associated expenses conform to the Authority's Policies 3.30 and 3.40 and are reasonable and directly related to the Authority's business.

→ Travelers Signature:  Date: _____

CERTIFICATION BY ADMINISTRATOR (Where Administrator is the Executive Committee, the Authority Clerk's signature is required).

By my signature below, I certify the following:

1. I have conscientiously reviewed the above out-of-town travel request and the details provided on the reverse.
2. The concerned out-of-town travel and all identified expenses are necessary for the advancement of the Authority's business and reasonable in comparison to the anticipated benefit to the Authority.
3. The concerned out-of-town travel and all identified expenses conform to the requirements and intent of Authority's Policies 3.30 and 3.40.

→ Administrator's Signature:  Date: 8/11/17

AUTHORITY CLERK CERTIFICATION ON BEHALF OF EXECUTIVE COMMITTEE

I, _____, hereby certify that this document was approved
 (Please leave blank. Whoever clerk's the meeting will insert their name and title.)
 by the Executive Committee at its _____ meeting.
 (Leave blank and we will insert the meeting date.)

San Diego



([HTTP://SDCHAMBER.ORG/](http://SDCHAMBER.ORG/))

« All Events (<http://sdchamber.org/events/>)

MISSION TO WASHINGTON D.C.

September 24 @ 7:00 pm - September 27 @ 12:00 pm



Join the largest binational delegation to Washington, D.C. to voice your business needs and collaborate with San Diego's business leaders while meeting with the nation's top legislators and policy officials.

Attendees will have the unique opportunity to:

- **Participate in high-level meetings** with U.S. administration officials and agencies, such as Department of Transportation, U.S. Customs & Border Protection, Department of State, Housing & Urban Development and many others
- **Gain access** to our country's key decision makers and advocate for local and regional issues important to business growth and creation of jobs in the Cali-Baja region
- **Network and make invaluable connections** elected officials on the local, state and federal level, as well as other community members

Mission Priorities: Transportation & Infrastructure • Healthcare • Energy & Water Reliability • International Trade & Cross Border Commerce • Defense & Veterans • Regulatory & Tax Reform

EVENT DETAILS

Date & Time: Sunday, September 24 (7:00 PM) – Wednesday, September 27 (12:00 PM), 2017

Location: The Mayflower Hotel, 1127 Connecticut Ave NW, Washington, DC 20036

Event Contact: Katie Tran | Ph: 619-544-1370 | Email: ktran@sdchamber.org (<mailto:ktran@sdchamber.org>)

Para obtener información sobre cómo asistir "Misión a Washington DC" favor de comunicarse con Zenia: kzamarripa@sdchamber.org (<mailto:kzamarripa@sdchamber.org>).
(<mailto:ktran@sdchamber.org>)

Click here (</wp-content/uploads/2016/02/Agenda-09-23.pdf>) to view last year's trip itinerary.

San Diego



([HTTP://SDCHAMBER.ORG/](http://SDCHAMBER.ORG/))

HOTEL INFORMATION

The Mayflower Hotel (<http://www.marriott.com/hotels/travel/wasak-the-mayflower-hotel-autograph-collection/>)
1127 Connecticut Avenue, NW | Washington, D.C. 20036

We have secured a special room rate of \$304++ per night for standard rooms between September 24-27, 2017. Reserve online here (<https://aws.passkey.com/event/49214914/owner/1261/home>) or call 877-212-5752 and mention the "San Diego Regional Chamber" room block.

Reservations must be made by 3:00 pm (PT), Thursday, September 5, 2017. After September 5, the hotel will confirm reservations based on availability at the current rate.

APPLICATION & FEES

The participation fees below do not include hotel or airfare. Fees include hosted events and meetings.

All applications must be submitted by Tuesday, September 19.

Before 07/28/17:

Chamber members: \$1,800

Additional attendee or spouse/companion: \$1,300

Non-members: \$2,800

07/29/17 – 09/08/17:

Chamber members: \$2,300

Additional attendee or spouse/companion: \$1,300

Non-members: \$2,800

09/08/17 – 09/19/17:

All applicants: \$3200

APPLY NOW

([HTTP://WWW.CVENT.COM/D/W5QD2H/4W](http://www.cvent.com/d/W5QD2H/4W))

THANK YOU SPONSORS

TRAVEL EXPENSE

MARK BURCHYETT

**SAN DIEGO COUNTY REGIONAL AIRPORT AUTHORITY
TRAVEL EXPENSE REPORT**

(To be completed within 30 days from travel return date)

TRAVELER: Mark Burchyett DEPT. NAME & NO. _____ Audit #16
 DEPARTURE DATE: 6/24/2017 RETURN DATE: 6/30/2017 REPORT DUE: 7/30/17
 DESTINATION: Boston, Massachusetts - Association of Airport Internal Auditors Conference

Please refer to the Authority Travel and Lodging Expense Reimbursement Policy, Article 3, Part 3.4, Section 3.40, outlining appropriate reimbursable expenses and approvals. Please attach all required supporting documentation. All receipts must be detailed, (credit card receipts do not provide sufficient detail). Any special items should be explained in the space provided below.

	Authority Expenses (Prepaid by Authority)	Employee Expenses							TOTALS
		SUNDAY 6/25/17	MONDAY 6/26/17	TUESDAY 6/27/17	WEDNESDAY 6/28/17	THURSDAY 6/29/17	FRIDAY 6/30/17	SATURDAY 6/24/17	
Air Fare, Railroad, Bus (attach copy of itinerary w/charges)	540.40								0.00
Conference Fees (provide copy of flyer/registration expenses)	600.00								0.00
Rental Car*									0.00
Gas and Oil*									0.00
Garage/Parking*									0.00
Mileage - attach mileage form*									0.00
Taxi and/or Shuttle Fare (include tips pd.)*					5.50		42.30	37.55	85.35
Hotel*		284.98	284.98	284.98	284.98			284.98	1,424.90
Telephone, Internet and Fax*									0.00
Laundry*									0.00
Tips - separately paid (maids, bellhop, other hotel srvs.)					5.00			5.00	10.00
Meals (include tips pd.)	Breakfast*		6.92	4.01	4.01	4.01		4.47	23.42
	Lunch*		4.21			11.72		10.00	25.93
	Dinner*			60.86		24.33		14.97	100.16
	Other Meals*								0.00
<i>Alcohol is a non-reimbursable expense</i>									
Hospitality ^{1*}									0.00
Miscellaneous: Baggage Fees							25.00	25.00	50.00
									0.00
									0.00
*Provide detailed receipts									0.00
Total Expenses prepaid by Authority	1,140.40	296.11	349.85	288.99	335.54	0.00	67.30	381.97	1,719.76

Explanation:	Total Expenses Prepaid by Authority	1,140.40
	Total Expenses Incurred by Employee (including cash advances)	1,719.76
	Grand Trip Total	2,860.16
	Less Cash Advance (attach copy of Authority ck)	
	Less Expenses Prepaid by Authority	1,140.40
	Due Traveler (positive amount)²	
	Due Authority (negative amount)³	1,719.76
<i>Note: Send this report to Accounting even if the amount is \$0.</i>		

¹ Give names and business affiliations of any persons whose meals were paid by traveler.
² Prepare Check Request
³ Attach personal check payable to SDCRAA

I as traveler or administrator acknowledge that I have read, understand and agree to Authority policies 3.40 - Travel and Lodging Expense Reimbursement Policy⁴ and 3.30 - Business Expense Reimbursement Policy⁵ and that any purchases/claims that are not allowed will be my responsibility. I further certify that this report of travel expenses were incurred in connection with official Authority business and is true and correct.

Prepared By: Mark Burchyett Ext.: 2435
 Traveler Signature: _____ Date: 7/3/17
 Approved By: _____ Date: 7/6/17

AUTHORITY CLERK CERTIFICATION ON BEHALF OF EXECUTIVE COMMITTEE (To be certified if used by President/CEO, Gen. Counsel, or Chief Auditor)

I, _____ hereby certify that this document was approved by the Executive Committee at its _____ meeting.
 (Please leave blank. Whoever clerk's the meeting will insert their name and title.)
 (Leave blank and we will insert the meeting date.)

Failure to attach required documentation will result in the delay of processing reimbursement. If you have any questions, please see your department Administrative Assistant or call Accounting at ext. 2806.

**SAN DIEGO COUNTY REGIONAL AIRPORT AUTHORITY
OUT-OF-TOWN TRAVEL REQUEST**

GENERAL INSTRUCTIONS:

- A. All travel requests must conform to applicable provisions of Policies 3.30 and 3.40.
- B. Personnel traveling at Authority expense shall, consistent with the provisions of Policies 3.30 and 3.40, use the most economical means available to affect the travel.

1. TRAVELER:

Travelers Name: Mark Burchyett Dept: Chief Auditor
 Position: Board Member President/CEO Gen. Counsel Chief Auditor
 All other Authority employees (does not require executive committee administrator approval)

2. DATE OF REQUEST: 2/27/17 PLANNED DATE OF DEPARTURE/RETURN: 6/24/17 | 7/1/17

3. DESTINATIONS/PURPOSE (Provide detailed explanation as to the purpose of the trip-- continue on extra sheets of paper as necessary):

Destination: Boston MA Purpose: Attend the Association of Airport Internal Auditor Conf.
 Explanation: e

4. PROJECTED OUT-OF-TOWN TRAVEL EXPENSES

A. TRANSPORTATION COSTS:	
• AIRFARE	\$ <u>425</u>
• OTHER TRANSPORTATION (Taxi, Train, Car Rental)	\$ _____
B. LODGING	\$ <u>900</u>
C. MEALS	\$ <u>500</u>
D. SEMINAR AND CONFERENCE FEES	\$ <u>500</u>
E. ENTERTAINMENT (If applicable)	\$ _____
F. OTHER INCIDENTAL EXPENSES	\$ _____
TOTAL PROJECTED TRAVEL EXPENSE	\$ <u>2,325</u>

CERTIFICATION BY TRAVELER By my signature below, I certify that the above listed out-of-town travel and associated expenses conform to the Authority's Policies 3.30 and 3.40 and are reasonable and directly related to the Authority's business.

Travelers Signature: [Signature] Date: 2/27/17


CERTIFICATION BY ADMINISTRATOR (Where Administrator is the Executive Committee, the Authority Clerk's signature is required).

- By my signature below, I certify the following:
- I have conscientiously reviewed the above out-of-town travel request and the details provided on the reverse.
 - The concerned out-of-town travel and all identified expenses are necessary for the advancement of the Authority's business and reasonable in comparison to the anticipated benefit to the Authority.
 - The concerned out-of-town travel and all identified expenses conform to the requirements and intent of Authority's Policies 3.30 and 3.40.

Administrator's Signature: _____ Date: _____

AUTHORITY CLERK CERTIFICATION ON BEHALF OF EXECUTIVE COMMITTEE

I, _____, hereby certify that this document was approved
 (Please leave blank. Whoever clerk's the meeting will insert their name and title.)
 by the Executive Committee at its _____ meeting.
 (Leave blank and we will insert the meeting date.)



Invoice

Invoice Number

1948291-101140844

Registration ID:

101140844

Registration Date:

4/11/2017

Invoice Date:

4/11/2017

Issued By:

Association of Airport Internal Auditors

Event:

AAIA Annual Conference

Date/Time:

Sunday, June 25, 2017 6:00 AM - Wednesday, June 28, 2017 6:00 AM (Eastern Time)

Billing Information

Company/Organization

San Diego County Regional Airport Authority

Address:

2722 Truxtun Road

San Diego, CA 92106

United States

Phone:

619-400-2435

Email:

mburchye@san.org

Registrants

Mark Burchyett	
Registration ID:	101140844
Company/Organization	San Diego County Regional Airport Authority
Registrant Type	Early Registration

Fees

Early Registrat Event Fee	
Quantity:	1
Unit Price:	\$600.00
Amount:	\$600.00
How many guest will you be bringing --- 1	
Guest	
Quantity:	1
Unit Price:	\$100.00
Amount:	\$100.00
Subtotal:	\$700.00
Total:	\$700.00

Transactions

Transaction Amount	
Date:	4/11/2017
Amount:	\$700.00
Balance:	\$700.00
Current Balance:	\$700.00

Payment Method:
Check

Payment Instructions

If paying by check, please send to:

Association of Airport Internal Auditors
 Conference Payment
 c/o Laura Tatem, CPA, CIA, CGAP (AAIA Treasurer)
 6803 Pleasant Oaks Place
 Riverside, FL 33578

BOSTON PARK PLAZA

Mark Burchyett
[REDACTED]
San Marcos CA 92078
United States of America

Room Number: 8054
Arrival date: 06/24/17
Departure date: 06/29/17
No. in party: 2 / 0
Account number:
Booking number:
Reference Number: BOSPAR10698

INFORMATION INVOICE

Page # 1 of 1

Cashier: 275

06/30/17

Date	Description	Charges	Credits
06/24/17	Room Charge	249.00	
06/24/17	Room Tax	35.98	
06/25/17	Room Charge	249.00	
06/25/17	Room Tax	35.98	
06/26/17	Room Charge	249.00	
06/26/17	Room Tax	35.98	
06/27/17	Room Charge	249.00	
06/27/17	Room Tax	35.98	
06/28/17	Room Charge	249.00	
06/28/17	Room Tax	35.98	
06/29/17	Visa Card		1,424.90
			XXXXXXXXXXXX [REDACTED] 12/18
Total		1,424.90	1,424.90
Balance		0.00	

Thank you for staying with us at Boston Park Plaza! We hope that you enjoyed your experience with us.

For your convenience, we have the following Express Checkout options:

- Through the guestroom television, simply choose 'Account Review' and opt to checkout
- Through your telephone, simply dial 4688 and leave a message with your room number

Thank you for staying with us! Have a safe trip home!

Signature _____

BOSTON PARK PLAZA

Dear Mark Burchyett,

We are delighted that you will be our guest at Boston Park Plaza and are pleased to provide your confirmation number and reservation details.

Please note that a valid credit card must be presented upon arrival and you must be over 18 years of age.

The Boston Park Plaza Hotel offers Valet Parking for \$51 per night. Valet Parking Entrance Address: 34 Columbus Ave., Boston 02116. Thank you for your reservation and we look forward to your arrival.

Boston Park Plaza
 50 PARK PLAZA AT ARLINGTON STREET
 BOSTON, Massachusetts 02116, United States
 Phone: 1-617-379.7129
 E-mail: reservations@bostonparkplaza.com
 website: www.bostonparkplaza.com

Superior Queen - Reservation Confirmation #: BOSPAR106982452

Guest Name:	Mark Burchyett
E-mail:	solinzoc@san.org
Additional Guests:	Additional names not provided
Check-in from:	3:00 PM, Saturday, 24 June, 2017
Check-out by:	12:00 PM, Thursday, 29 June, 2017
Number of Nights:	5
Number of Guests:	Adults: 2, Children: 0
Room Type:	Superior Queen
Smoking Preference:	Non-smoking
Rate Plan	Association of Airport Internal Auditors
Room Rate:	Saturday, 24 June, 2017 : \$249.00 per Night Sunday, 25 June, 2017 : \$249.00 per Night Monday, 26 June, 2017 : \$249.00 per Night Tuesday, 27 June, 2017 : \$249.00 per Night Wednesday, 28 June, 2017 : \$249.00 per Night Total Room Price : \$1,245.00

Taxes on Room:	City Tax	\$74.70 for all nights
	Convention Center Tax	\$34.25 for all nights
	Facilities Fee	\$85.85 for all nights
	State Tax	\$70.95 for all nights

Total: \$1,510.75

Reservation Policies: Group Cancellation Policy (With Facilities Fee)
 Group Reservations have a 24-hour cancellation policy. The listed Facilities

Fee of \$14.99 plus tax per night will be waived exclusively for all group reservations (may vary per group).

Your credit card is on file as guarantee. In the event you change your plan, you must cancel or change your hotel reservation in accordance with the hotel's cancellation policy to avoid penalties.

Cancellations or changes made after 06/23/17, 3PM will be subject to a charge of \$249.00.*

* Plus any applicable taxes & fees

Billing Details:

Name On Card : Mark A Burchyett
E-mail : mburchye@san.org
Phone : 619-400-2435
Credit Card : MasterCard ending in [REDACTED]
Expiration Date: 12/2018
Address: [REDACTED] San Marcos, California, United States 92078,

Add to Calendar:



To change or cancel your reservation, [click here](#).

Powered by RezTrip - (c)2016, [Travel Engines LLC](#)



BURCHYETT/Mark A
ADDITIONAL FEES RECEIPT

**** PAID BAGS ****

Flight	From	To	Date
798 L	San Diego	Boston	24JUN17

Ticket
 Date:
 24JUN17

 Record
 Locator:
 XGPTDV

Total Charged: \$25.00 USD

Ticket No. 0272144241855
 FOP: VIXXXXXXXXXXX



BURCHYETT/Mark A
 Departure time and gate may change. Check airport monitors.
BOARDING PASS

Gate	Flight	From	To	Boards	Departs	Seat
16	798L	San Diego	Boston	7:47 am	8:27 am 24Jun17	20B



Ticket No.: 0277958528454 Conf. Code: XGPTDV

SANTRAS100X03

1 Bag

ALASKA AIRLINES

BURCHYETT/Mark A

ADDITIONAL FEES RECEIPT

** PAID BAGS **

Flight	From	To	Date
769	L Boston	San Diego	30JUN17

Ticket Date: 30JUN17

Record Locator: XGPTDV

Total Charged: \$25.00 USD

Ticket No 0272144762417
FOP: VIXXXXXXXXXX

ISA PRECHK
BURCHYETT/Mark A

Departure time and gate may change. Check airport monitors.
BOARDING PASS

ALASKA AIRLINES

Gate	Flight	From	Boards	Departs	Seat
C40	769 L	Boston	5:30 pm	6:10 pm	19B

EXPEDITED
TSA BOSTON

Handwritten signature

Ticket No. 0277958528454

Conf. Code: XGPTDV

BOSCAKA008

1 Bag





Traveltrust Corporation
 374 North Coast Hwy 101, Suite F
 Encinitas, CA 92024
 Phone: (760) 635-1700

ADD TO OUTLOOK

Monday, 27MAR 2017 05:20 PM EDT

Passengers: MARK A BURCHYETT (16)

Agency Reference Number: QDOQHZ

Click here to view your current itinerary or ETicket receipt on-line: tripcase.com

Alaska Airlines Confirmation XGPTDV

Please review your itinerary and report any discrepancies to Traveltrust within 24hrs of receipt
 Be sure to visit www.traveltrust.com for additional travel information

TRAVELTRUST STRONGLY RECOMMENDS CHECKING IN
 ONLINE WITH YOUR AIRLINE AT LEAST 24 HOURS PRIOR TO
 EACH FLIGHT FOR THE MOST CURRENT TIMES AND ALERTS

AIR Saturday, 24JUN 2017

Alaska Airlines

From: San Diego CA, USA

To: Boston MA, USA

Stops: Nonstop

Seats: 20B

Equipment: Boeing 737-900 Jet

DEPARTS SAN TERMINAL 1 - ARRIVES BOS TERMINAL C

Alaska Airlines Confirmation number is XGPTDV

Flight Number: 0798

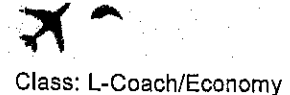
Depart: 08:27 AM

Arrive: 05:08 PM

Duration: 5 hour(s) 41 minute(s)

Status: CONFIRMED

MEAL: FOOD FOR PURCHASE - FOOD FOR PURCHASE



Class: L-Coach/Economy

Miles: 2579 / 4126 KM

AIR Friday, 30JUN 2017

Alaska Airlines

From: Boston MA, USA

To: San Diego CA, USA

Stops: Nonstop

Seats: 19B

Equipment: Boeing 737-800 Jet

DEPARTS BOS TERMINAL C - ARRIVES SAN TERMINAL 1

Alaska Airlines Confirmation number is XGPTDV

Flight Number: 0769

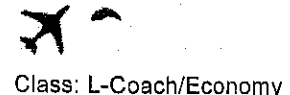
Depart: 06:10 PM

Arrive: 09:43 PM

Duration: 6 hour(s) 33 minute(s)

Status: CONFIRMED

MEAL: FOOD FOR PURCHASE - FOOD FOR PURCHASE



Class: L-Coach/Economy

Miles: 2579 / 4126 KM

A PORTION OF THIS TRIP MAY BE REFUNDABLE. PLEASE RETURN
 UNUSED PORTIONS TO TRAVELTRUST FOR POSSIBLE REFUND.
 ALASKA AIRLINES CONFIRMATION NUMBER - XGPTDV
 FOR EMERGENCY SERVICE FROM UNITED STATES - 888-221-6043

Ticket/Invoice Information

Ticket for: MARK A BURCHYETT

Date issued: 3/27/2017 Invoice Nbr: 5418204

Ticket Nbr: AS7958528454 Electronic Tkt: Yes Amount: 510.40 USD

Base: 448.38 US Tax: 33.62 USD XT Tax: 28.40 USD

Charged to: AX*****1013

Service fee: MARK A BURCHYETT

Date issued: 3/27/2017

Document Nbr: XD0702592778

Amount: 30.00

Charged to: AX*****

Total Tickets: 510.40

Total Fees: 30.00

Total Amount: 540.40

Click here 24 hours in advance to obtain boarding passes:

[ALASKA](#)

Click here to review Baggage policies and guidelines:

[ALASKA](#)

TSA Guidance- a government issued photo id is needed for checkin.
Please allow minimum 3 hour check-in for International flights and 2 hours for Domestic.
For Additional security information visit www.tsa.gov.

Thank you for choosing Traveltrust!

Our Business Hours are 2am-5:30pm Pacific Monday - Friday.

Saturday from 9am-1pm Pacific.

For EMERGENCY AFTERTHOURS assistance in the US, please call 888-221-6043 and use VIP Code SJE72.

You can also use the Direct Dial Number 682-233-1914 or the collect number 682-647-0061.

Each call is billable at a minimum \$25.00 per call/reservation

SSP America
Peet's Coffee and Tea T1W
San Diego Int'l. Airport

60152 Alondra

Chk 9073 Jun24'17 07:38A Gst 0

1 Mocha SM 4.15
Espresso SM
2% Milk SM
XXXXXXXXXXXXXXXXXXXX
Visa 4.47

NA Bev 4.15
Tax 0.32
Payment 4.47

Win a \$500 Amazon Gift Card
Go to the website to tell us
about your visit and enter
our prize draw
See website for T&C
www.eatonthemove.com/US

LOCATION: 6253310

Immediate Needs 1-877-325-8777

--COPY--
ELSIE CAB INC
Cab # 0764
HACK: 9178
CUSTOMER COPY
06/24/17 TR 1302
START END MILES
17:07 17:29 7.0
Fare: \$ 23.80
Extra: \$ 7.50
Toll: \$ 0.00
Srch: \$ 0.00
Tip: \$ 6.25
TOTAL: \$ 37.55

Type: VISA
Card:
AUTH: 00456C

TAXI HOTLINE
617-536-TAXI
EMAIL: TAXI.BPD@
CITYOFBOSTON.GOV

aubonpain

the bakery café

STORE # 0009
26 Park Plaza
Boston, MA 02116
(617) 338-8948

QUESTIONS - CONCERNS?
Call us at 1 800 TALK ABP
Visit us at our website:
<http://WWW.AUBONPAIN.COM>

TICKET # 333891
6/24/2017 7:05:51 PM
IN

1 Lobster Sandwich 13.99
~~1 Turkey Club 7.19~~

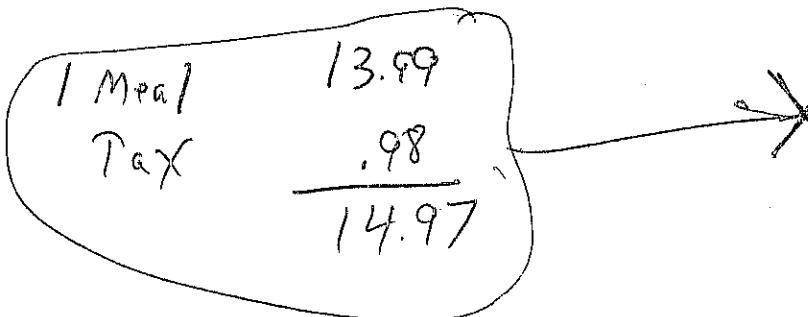
SubTotal 21.18
State 1.32
Local 0.16
Total 22.66

Visa 22.66

Save Time and Order Online!
Try ABP Pickup and skip the line.
Order at aubonpain.com/order

1 Meal 13.99
Tax .98

14.97



SAN DIEGO COUNTY REGIONAL AIRPORT AUTHORITY

MISSING RECEIPT FORM

Employee/Department Head must complete form below.

Date of Purchase/Event: 6/24/17
Description of Item/Event: Meal on Plane to Boston
Vendor/Event Name: Alaska Airlines
Dollar Amount: \$10-
Reason for Missing Receipt: No receipt provided on plane

I hereby certify that the original receipt in question was lost or none was issued to me.

[Handwritten Signature]
Employee Signature

7/3/17
Date

[Handwritten Signature]
Department Head Signature

7/6/17
Date

STARBUCKS Store #7564
 62 Roylston St. at
 Boston, MA (617) 338-0067

Chk 658001
 06/25/2017 04:46 PM
 2346435 Drawer: 1 Reg: 2

TI Carml Frapp	3.95
TI Mocha	3.75
Sbux Card	8.24
XXXXXXXXXXXX	
Subtotal	\$7.70
Tax 6.25%	\$0.48
Local Tax 0.75% - Sales	\$0.06
Total	\$8.24
Change Due	\$0.00

----- Check Closed -----
 06/25/2017 04:46 PM

SBUX Card x4305 New Balance: 5.85
 Card is registered.

1 Drink X 3.95
 Tax 26
4.21

Join our loyalty program
 Starbucks Rewards®
 Sign up for promotional emails
 Visit Starbucks.com/rewards
 Or download our app
 At participating stores
 Some restrictions apply

aubonpain

the bakery café

STORE # 0009
 26 Park Plaza
 Boston, MA 02116
 (617) 338-8948

QUESTIONS - CONCERNS?
 Call us at 1 800 TALK ABP
 Visit us at our website:
<http://WWW.AUBONPAIN.COM>

TICKET # 227873
 6/25/2017 10:14:04 AM
 IN

1 Farmhouse Omelet	4.59
1 Sprouted Grain	
1 Farmhouse Omelet	4.59
1 B_Semolina Loaf	
1 Coffee (SM)	1.85
\$0.99 Coffee with Any Bre	- 0.86
SubTotal	10.17
State	0.64
Local	0.08
Total	10.89
Visa	10.89

Save Time and Order Online!
 Try ABP Pickup and skip the line.
 Order at aubonpain.com/order

1 Mocha 4.59
 1 Coffee 1.85
 Tax .48
6.92

STARBUCKS Store #7564
62 Boylston Street
Boston, MA (617) 338-0067

STARBUCKS Store #830
443 Boylston Street
Boston, MA (617) 536-7177

CHK 709547
06/26/2017 11:00 AM
2173214 Drawer: 1 Reg: 1

CHK 675483
06/27/2017 09:23 AM
2225518 Drawer: 1 Reg: 3

T1 Mocha	3.75
Sbux Card	4.01
XXXXXXXXXXXX	
Subtotal	\$3.75
Tax 6.25%	\$0.23
Local Tax 0.75% - Meals	\$0.03
Total	\$4.01
Change Due	\$0.00

T1 Mocha	3.75
Sbux Card	4.01
XXXXXXXXXXXX	
Subtotal	\$3.75
Tax 6.25%	\$0.23
Local Tax 0.75% - Meals	\$0.03
Total	\$4.01
Change Due	\$0.00

----- Check Closed -----
06/26/2017 11:00 AM

----- Check Closed -----
06/27/2017 09:23 AM

SBUX Card x New Balance: 26.64
Card is registered.

SBUX Card x New Balance: 22.63
Card is registered.

Join our loyalty program
Starbucks Rewards®
Sign up for promotional emails
Visit Starbucks.com/rewards
Or download our app
At participating stores
Some restrictions apply

Join our loyalty program
Starbucks Rewards®
Sign up for promotional emails
Visit Starbucks.com/rewards
Or download our app
At participating stores
Some restrictions apply

1397

Server: JENNIFER A H (#329) Rec:318
06/26/17 20:04, Swiped T: 299 Term: 12

UNION OYSTER HOUSE
41 UNION STREET
BOSTON, MA
(617)227-2750
MERCHANT #:

UNION OYSTER HOUSE
America's Oldest Restaurant
BOSTON
(617) 227-2750

CARD TYPE ACCOUNT NUMBER
VISA XXXXXXXXXXXX
Name: MARK BURCHYETT
OO TRANSACTION APPROVED
AUTHORIZATION #: 03691C
Reference: 0626050001397
TRANS TYPE: Credit Card SALE

1397a Table 299 #Party 12
Svr: 329 SvrCk: 17 6:14p 06/26/17

CHECK : 96.09

TIP : _____

TOTAL : 116.09

5 CUP CLAM CHOWDER L	34.75
1 BOWL CLAM CHOWDER	9.50
3 LAZY MAN'S LOBSTER	113.85
2 SHRIMP & SCALLOPS W/REC	59.90
3 SAUTEED SEAFOOD MEDLEY	89.85
1 SAUTEED LIL NECKS	27.95
1 SEAFOOD NEWBURG	32.95
1 CHILD MAC & CHEESE	5.95
2 ICED TEA	5.00
3 COLONIAL ALE	19.62
1 DIET COKE	2.50
2 GINGER ALE	5.00
1 COLA	2.50

Sub Total: 409.32
ST/LCL TAX : 28.65

06/26 7:43p TOTAL : 437.97

Suggested Gratuity

GRAT 15	61.40
GRAT 18	73.68
GRAT 20	81.86

THANK YOU
PLEASE COME AGAIN!

X _____

PHONE: () -
Duplicate Copy

CARDHOLDER WILL PAY CARD ISSUER ABOVE
AMOUNT PURSUANT TO CARDHOLDER AGREEMENT
sign & total 1 copy > 2nd is your receipt

1 Clam Chowder	6.95
1 Lazy Man's Lobster	27.95
1 Ice Tea	2.50
Tax	2.50 3.32
Tip	50.72
	10.14
Total	<u>60.86</u>

STARBUCKS Store #807
12 Charles St South
Boston, MA (617) 426-1763

CHK 710864
06/28/2017 10:51 AM
2349799 Drawer: 2 Reg: 1

T1 Mocha	3.75
Sbux Card	4.01
XXXXXXXXXXXX██████████	
Subtotal	\$3.75
Tax 6.25%	\$0.23
Local Tax 0.75% - Meals	\$0.03
Total	\$4.01
Change Due	\$0.00

----- Check Closed -----
06/28/2017 10:51 AM

SBUX Card x██████████ New Balance: 18.62
Card is registered.

Join our loyalty program
Starbucks Rewards®
Sign up for promotional emails
Visit Starbucks.com/rewards
Or download our app
At participating stores
Some restrictions apply



Stored Value CharlieTicket

Expires Tues 28, 2018

Avoid the surcharge - Use
a CharlieCard. Ask for
info or visit mta.com

Initial Value \$5.50
Ticket ID 7185867
Credit
06/28/2017 10:11 PM

Subject to applicable tariff regulations and conditions
of use. Ticket may be confiscated for misuse.
Not replaceable if lost or stolen. Non-refundable.

Massachusetts Bay Transportation Authority

Device 201213
Park St
Schedule & Fare Information: 617-222-3200 Website: www.mta.com © MBTA

MOTHER ANNA'S
RESTAURANT

0054 Table 14 #Party 2
RALUCA M SvrCk: 4 6:45p 06/28/17

1 CHICKEN CREATION FOR 2 34.00
2 ICED TEA 4.00

Sub Total: 38.00
Tax: 2.66

Sub Total: 40.66

06/28 7:19p TOTAL: 40.66

THANK YOU
PLEASE COME AGAIN!

0054

Server: RALUCA M Rec: 22
06/28/17 19:20, Swiped T: 14 Term: 2

MOTHER ANNA'S RESTAURANT
211 HANOVER STREET
BOSTON, MA 02113
(617)523-8496
MERCHANT #:

CARD TYPE ACCOUNT NUMBER
VISA XXXXXXXXXXXX
Name: MARK BURCHYETT
OO TRANSACTION APPROVED
AUTHORIZATION #: 01348C
Refer: e: 0628010000054
TRANS TYPE: Credit Card SALE

CHECK: 40.66
TIP: 10.00
TOTAL: 50.66

X _____

Duplicate Copy

CARDHOLDER WILL PAY CARD ISSUER ABOVE
AMOUNT PURSUANT TO CARDHOLDER AGREEMENT
sign & total 1 copy>2nd is your receipt

1 Meal 17.00
Tea 2.00
19.00
TAX 1.33
20.33
TIPS 4.00
24.33



Cardullo's Gourmet Shoppe, Inc
6 Brattle Street
Cambridge, MA 02138
617-491-8888
617-876-5066

SALES RECEIPT

Transaction #: 1380320
Date: 6/28/2017 Time: 2:13:46 PM
Cashier: 70 Register #: 1

Item	Description	Amount
4509	Meals Without Sku	\$10.95

Sub Total \$10.95
MEALS 80.77
Total \$11.72

VISA Tendered \$11.72
Card: XXXXXXXXXXXX
Auth: 00352C
Change Due \$0.00



* 1 3 8 0 3 2 0 *

Thank you for shopping

Cardullo's Gourmet Shoppe, Inc
We hope you'll come back soon!

--COPY--
SCOLLY SQUARE CA
CAB # 1155
HACK: 3436
CUSTOMER COPY
06/30/17 TR 5458
START END MILES
16:02 16:46 5.3
FARE: \$ 29.00
EXTRA: \$ 6.25
TOLL: \$ 0.00
SRCH: \$ 0.00
TIP: \$ 7.05
TOTAL: \$ 42.30

TYPE: VISA
CARD:
AUTH: 03364C

TAXI HOTLINE
617-536-TAXI
EMAIL: TAXI.BPD@
CITYOFBOSTON.GOV



**ASSOCIATION OF
AIRPORT INTERNAL
AUDITORS**

28th ANNUAL CONFERENCE

Boston Park Plaza

June 25 - 28, 2017

Boston, Massachusetts



TABLE OF CONTENTS



A. GENERAL INFORMATION

1. Pre-Conference Board Meeting Page 3
2. Why Attend? Page 4
3. Ten Fun Facts About Boston Page 5
4. Registration Information Page 6
5. Conference Hotel Page 7
6. Transportation and Parking Information Page 8
7. Conference Events and Activities Page 9

B. PRE-CONFERENCE EVENTS

1. Welcome Reception Page 10

C. MONDAY

1. Guest Activities Page 10
2. Boston Red Sox vs Minnesota Twins (*optional*) Page 10

D. TUESDAY EVENING EVENT

- Spirit of Boston Dinner Cruise Page 11

E. NEED TO KNOW

1. Attire Page 11
2. Weather Page 12



ASSOCIATION OF
AIRPORT INTERNAL AUDITORS



Pre-Conference Board of Directors Meeting

June 25, 2017

4:00 PM

Board members, and anyone interested, will meet to conduct the pre-conference board meeting. The session will be held in the Hancock Room on the mezzanine level of the Boston Park Plaza Hotel.

STANLEY
JUN 25 2017

WHY ATTEND?

Learn from the Experts

Sessions are led by industry experts and peers with expertise in the presentation subjects – people that you don't just run into every day. Their goal is to share their experiences and focus on the topics that are pertinent to you. Gain insights and inspiration to help you do your job better.



City of Boston as seen from City of Cambridge on the banks of the Charles River

Customized Education

There are concurrent sessions categorized by track, allowing you to choose the ones that are most important for you.

Bring New Energy to Your Work

Gain exposure to new ways of thinking by exchanging ideas and building relationships with people who have faced similar challenges on the job. Find out how issues were resolved and become inspired to try new approaches during our Group Share sessions.

Professional Development

Accreditation and training is a way to separate you from the crowd. This conference qualifies for up to 19 hours of continuing professional education (CPE), with an optional 3 additional hours available during the extended session. Break times and meals are excellent opportunities to network with your fellow auditors in a casual atmosphere.

Enjoy the Surroundings

This conference is not just for feeding your brain. Special events give you the chance to network, relax, and enjoy your surroundings in a great location.

TEN FUN FACTS ABOUT BOSTON

1. Boston was founded in 1630, making it one of the oldest cities in the United States. It was also a key location during the American Revolution.
2. Boston has more neighborhoods than almost any other city in the United States, making it one of the most subdivided in America. This has earned Boston one of its nicknames, the "City of Neighborhoods."
3. Boston's nickname, "The Athens of America," isn't based on any geographical similarities, but because the city features more than one hundred institutes of higher learning within its borders.
4. Boston is one of the youngest cities in America. Almost 75% of the city's population is under 45.
5. Boston was home to the first library on the North American continent, built in 1657.
6. Boston's Kenmore Square features a massive Citgo sign as one of its center-points. The neon tubing in the sign stretches over 5 miles in length.
7. Boston's eponymous dessert, the Boston cream pie, was created at the Parker House Hotel in 1856 by head chef M. Sanzian. The Boston cream pie is, in reality, a cake, not a pie.
8. Boston features the first-ever subway in America. The Tremont Street Subway was built in 1897.
9. Boston is the home of America's first university. Founded as New College in 1636, the institution's name was changed to Harvard College in 1639, and didn't become a full university until 1841.
10. Boston's population represents only 10% of the Commonwealth of Massachusetts, but more than a third of the state's college students go to school in the city.

REGISTRATION INFORMATION

CPE

The AAIA has put together an educational and stimulating agenda which qualifies for 19 hours of continuing professional education (CPE). An additional 3 hours of CPE are available in the extended session.

REGISTRATION FEES

Early registration for the conference is \$600 for AAIA members and \$725 for non-members. Standard registration for the conference is \$700 for AAIA members and \$825 for non-members. In order to qualify for the early registration fee, all conference registration forms must be **completed by Monday, May 15, 2017**. Registration forms entered after May 1, 2017, will be processed at the specified regular fee.

Registration fees must accompany all conference registration forms. Please note you are considered fully registered to the conference only when payment (check or credit card) has been received and you have completed registration forms online.

The AAIA will utilize an online registration service this year, the link is available at www.airportauditors.com. You will be able to complete your registration on line, and make credit card payment at the same time. If you wish to pay by check, please complete the registration forms on line, and mail your check to Laura Tatem at the address below.

Checks should be made payable to the Association of Airport Internal Auditors, in US dollars, and it should be clearly noted whose registration(s) the check is paying for.

Association of Airport Internal Auditors

Conf. Registration Fee: Laura Tatem, CPA, CVA, CMAA, AAIA Treasurer

1000 Piedmont Oaks Place

Atlanta, GA 30328

Phone: 404-252-1100 ext. 2000
Email: treasurer@airportauditors.com



CONFERENCE HOTEL

BOSTON PARK PLAZA

The historic charm and contemporary elegance of the iconic Boston Park Plaza awaits. Following a landmark renovation, the Boston Park Plaza offers guests the charm of a historic hotel with the effortless comforts of a new one. The hotel offers incomparable proximity to everything that makes Boston a treasured destination. The hotel offers an ideal location in downtown Boston, just steps away from the Public Garden, Theater District and many of the city's most popular historical sites.

A block of rooms for single or double occupancy has been reserved at the Boston Park Plaza Hotel at the conference rate of \$249 + tax (14.45%) per night.



Boston Park Plaza Hotel
100 Park Plaza
Boston, MA 02114
Tel: 617.426.2000

To make your room reservation with a credit card by telephone, call 1.617.426.2000 and ask for the **Association of Airport Internal Auditors: Annual Conference** rate. You may also book your room online using the reservation [link](#) :

Important: The cutoff date for guaranteed hotel rates is **Friday, June 2, 2017 at 5:00 pm**. At that time, the remaining rooms in our block will be released and there will be no guarantee of being able to reserve a room at the conference rates. **Check-in time is 3:00 p.m. and check-out time is 12:00 p.m.**

TRANSPORTATION AND PARKING

ARRIVING FROM LOGAN INTERNATIONAL AIRPORT

- Airport Cab Service
- Boston's Subway (the "T") – The Boston Park Plaza Hotel is located at the Arlington stop (Green line) and the Back Bay stop (Orange line).
- Get Boston by bike is available for an additional fee.
- App Ride/TNC: App Ride/Transportation Network Companies (TNCs) Uber and Lyft now offer pick up and drop off transportation service at Boston Logan.
- See Massport website for further information.

TAXI SERVICE: 24-hour taxi service is available at the Boston Park Plaza's Main Entrance.

MBTA (SUBWAY): The Boston Park Plaza Hotel is located one block from the Arlington "T" stop (Green line) and Back Bay stop (Orange line). See MBTA [map](#) for more information.

PARKING: Our hotel offers on-site Valet Parking for an overnight fee of \$51. Parking is not included in the hotel room rate. Self-parking at the Motor Mart Garage is also available across the street from the Boston Park Plaza Valet Entrance. Valet Parking Entrance Address: 34 Columbus Ave, Boston 02116

MASSPORT: Visit Massport website for [parking information](#).

MASSPORT AIRPORT SHUTTLE BUS SERVICE: Massport provides free shuttle bus service between airline terminals and Airport Station on the MBTA Blue line and to the Rental Car Center (during midday hours).

The Concierge will be happy to share their extensive knowledge of Greater Boston, New England and beyond. If you would like to request tickets or transportation services in advance of your stay (48-hours' notice is requested), or if you would like additional information, please feel free to contact our Concierge team at 617.654.1912 or by email.

CONFERENCE EVENTS AND ACTIVITIES

PRE-CONFERENCE ACTIVITIES | SATURDAY/SUNDAY | JUNE 11-12

For those arriving pre-conference, experience the best of Boston with CityPASS, an easy-to-use ticket booklet that gives you admission to a hand-picked collection of Boston's most iconic attractions, all at a great savings.

The pass provides entrance/access to the following:

- Fenway Baseball Stadium
- Aquarium / Science
- New England Aquarium
- either the Museum of Natural History **OR** Boston Harbor Cruises

The CityPASS can be purchased directly from their site or upon arrival.

GOLFING OPPORTUNITIES

For our Golf enthusiasts, there are several public golf courses in the area. See the link for a list of [Boston's Best Golf Courses](#).

THINGS TO DO IN BOSTON

There are many exciting activities in and around Boston; however, there are no activities planned until Sunday evening. For visitor's information and things to do in Boston, please visit [http://www.visitboston.org](#).

WELCOME RECEPTION | JUNE 25 | 6:30 - 9:30 | MAGGIANO'S LITTLE ITALY

We will host a wine/beer/cocktail reception and elegant hors d'oeuvres across the street from the hotel at Maggiano's Little Italy, located at 4 Columbus Avenue.



GUEST ACTIVITIES

No formal guest activities are planned for Monday or Tuesday. For visitor's information and things to do in Boston, please visit <http://www.boston.gov>.

MONDAY NIGHT | JUNE 26 | OPTIONAL ACTIVITIES

Boston Red Sox vs. Minnesota Twins | Fenway Park | 7:10




Get a real Boston experience as you join legions of Boston Red Sox fans for a night at iconic Fenway Park to watch the Boston Red Sox take on the Minnesota Twins!

Dinner will not be hosted. There will be sign-up sheets, at the registration table, for those interested in joining a group for dinner at local restaurants.

Follow this [link](#) to purchase tickets.

TUESDAY NIGHT | JUNE 27

Spirit of Boston | 6:00 - 9:00



We will provide transportation to the *Odyssey* for our Spirit of Boston cruise of Boston Harbor.

This event will feature hosted wine, beer, cocktails, elegant dinner buffet, live music and dancing!

ATTIRE

CONFERENCE SESSIONS

Business casual attire is appropriate for conference attendees. Temperatures in hotel meeting rooms tend to be cool, but can vary significantly. Layering with a light jacket or sweater is recommended while attending the conference sessions.

CONFERENCE DINNER

For men, appropriate attire includes slacks and a jacket. For women, nice slacks, a skirt or a dress is recommended. Collarless t-shirts, jeans, shorts or sneakers are not acceptable.

WEATHER

Historical average Boston weather in June:

SUN 6/25	MON 6/26	TUE 6/27	WED 6/28	THU 6/29	FRI 6/30	SAT 7/1
Hist Avg 79/62°	Hist Avg 79/63°	Hist Avg 79/63°	Hist Avg 80/63°	Hist Avg 80/63°	Hist Avg 80/64°	Hist Avg 80/64°

June sees the beginning of hot weather in Boston, yet the city's sea breezes help spare most afternoons from excessive heat. The summer weather also brings an increase in thunderstorm activity.

In most years, Boston averages a daily maximum temperature for June that's between 73 and 79 degrees Fahrenheit (23 to 26 degrees Celsius). The minimum temperature usually falls between 58 and 61 °F (14 to 16 °C). The days at Boston continue to warm quickly during June. By the end of the month, the temperature has climbed over 9 °F (5 °C) above what it was at the start.

June is the most variable month of the year for the amount of rainfall Boston receives. Half the time, it rains 1 to 5 inches (37 to 119 mm) in June. One in four years has drier weather, while another one in four is wetter. None of the precipitation falls as snow.

ASSOCIATION OF AIRPORT INTERNAL AUDITORS

28TH ANNUAL CONFERENCE
BOSTON, MA ~ JUNE 25-28, 2017

CONFERENCE AGENDA

Sunday, June 25, 2017

6:30 pm to 9:30 pm	Welcome Reception, Maggiano's Little Italy Boston (across the street from hotel)
--------------------	--

Monday, June 26, 2017

07:00 am to 08:00 am	Registration and Continental Breakfast – <u>Conference Registrants Only</u>
08:00 am to 08:30 am	<p>Opening Remarks and Attendee Introductions</p> <ul style="list-style-type: none"> Wayne E. Robinson, AAIA President, Internal Auditor, Manchester-Boston Regional Airport Joris Jabouin, Director of Internal Audit, MassPort Attendee Introductions Housekeeping Items
08:30 am to 08:45 am	<p>Welcome to Boston</p> <p>Thomas Glynn, Chief Executive Officer (CEO), Massport</p>
08:45 am to 10:00 am	<p>Curing Adultitis: Your Prescription for Less Stress and More Success</p> <p>Adultitis is an epidemic that can infiltrate even the best working environments, producing stress and instigating burnout. Left unchecked, Adultitis will eat your productivity, teamwork, and morale alive. In this light-hearted but hard-hitting program, Jason will arm you with the fresh perspective needed to reclaim your passion and create a better harmony between work and home.</p> <ul style="list-style-type: none"> Jason Kotecki, JBiRD INK, Ltd. <p>Jason is an artist, author, and speaker who considers himself a professional reminder-er and permission granter. Besides making art that inspires and delights people all over the world, Jason is in high demand as a professional speaker. He shares real-world strategies and practical ideas for restoring balance, preventing burnout, and achieving new levels of productivity. His programs are balanced with a refreshing mix of humor and emotion, serving as the perfect antidote for people who find themselves in a personal or professional rut.</p>
10:00 am to 10:15 am	Networking Break
10:15 am to 11:55 am	<p>#Notarule: The Art of Winning at Business and Life by Breaking Rules That Don't Exist</p> <p>Jason uncovers and annihilates the so-called rules that don't exist. He'll reveal some surprising principles that provide a powerful competitive advantage, foster breakthrough levels of innovation, and accomplish what was once thought impossible. This will arm you with tools for getting better at identifying rules that don't exist, and tactics for breaking them with confidence.</p> <ul style="list-style-type: none"> Jason Kotecki, JBiRD INK, Ltd.

ASSOCIATION OF AIRPORT INTERNAL AUDITORS

28TH ANNUAL CONFERENCE

BOSTON, MA ~ JUNE 25-28, 2017

12:00 pm to 02:00 pm	Lunch and Annual Business Meeting
02:00 pm to 03:15 pm Specialized Knowledge CPEs = 1.5	Group Sharing Do you have an audit issue of which you would like advice, clarification of how others perform a procedure, confirmation of your audit approach, or an experience that you would like to share with the group? This is your opportunity to ask, share, and learn from each other. <i>Facilitated by:</i> <ul style="list-style-type: none"> • Laura Tatem, Director of Internal Audit, Tampa Airport • Debbie Mommaerts, Audit Manager, Columbus Regional Airport Authority • Patrick J. Dalton, Director of Internal Audit & Corporate Compliance, Niagara Frontier Transportation Authority
03:15 pm to 03:30 pm	Networking Break
03:30 pm to 04:45 pm Auditing CPEs = 1.5	TNC Revenue – A Continuous Monitoring Approach MSP utilizes a continuous monitoring approach for auditing several of our revenue streams. I am taking a similar approach to auditing TNC activity. MSP may also be unique because we chose not to utilize the AAIE ABT Clearinghouse. We are in the process of developing a data flow from Uber and Lyft into our proprietary commercial vehicle tracking system (MAVIS – MAC Automatic Vehicle Identification System). This presentation would focus on the use of Data Analysis and Business Intelligence Tools to continuously audit TNC activity. <ul style="list-style-type: none"> • Michael Gee, Minneapolis

Tuesday, June 27, 2017

07:00 am to 08:00 am	Continental Breakfast ~ Conference Registrants Only
08:00 am to 08:15 am	Massport Air Operations <ul style="list-style-type: none"> • Edward Freni, Director of Aviation, MassPort
08:15 am to 09:30 am Auditing CPEs = 1.5	Auditing Airport Property Rooms and Evidence Rooms We will go over audits of Airport Property Rooms (Lost and Found) and Airport Police Evidence Rooms. We will discuss the steps performed, any issues found and how they were discovered, along with best practices. <ul style="list-style-type: none"> • Lucy Vanderhoff, Columbus Regional Airport Authority • Laura Tatem, Director of Internal Audit, Tampa Airport
09:30 am to 09:45 am	Networking Break
09:45 am to 10:45 am	Procurement Card Audit – Findings and Future Improvements

ASSOCIATION OF AIRPORT INTERNAL AUDITORS

28TH ANNUAL CONFERENCE
BOSTON, MA ~ JUNE 25-28, 2017

<p>Auditing CPEs = 1.2</p>	<ul style="list-style-type: none"> • Sheila Rojas, Sr. Auditor, Orlando • Felicia Carlee, Sr. Internal Audit Manager, Tampa
<p>10:45 am to 12:00 pm</p> <p>Specialized Knowledge</p> <p>CPEs = 1.5</p>	<p>Group Sharing</p> <p>Do you have an audit issue of which you would like advice, clarification of how others perform a procedure, confirmation of your audit approach, or an experience that you would like to share with the group? This is your opportunity to ask, share, and learn from each other.</p> <p><i>Facilitated by:</i></p> <ul style="list-style-type: none"> • Laura Tatem, Director of Internal Audit, Tampa Airport • Debbie Mommaerts, Audit Manager, Columbus Regional Airport Authority • Patrick J. Dalton, Director of Internal Audit & Corporate Compliance, Niagara Frontier Transportation Authority
<p>12:00 pm to 01:00 pm</p>	<p>Lunch</p>
<p>01:00 pm to 02:30 pm</p> <p>Auditing CPEs = 1.8</p>	<p>TRACK A ~ How Construction Cost Auditing and Project Controls Work Together</p> <p>This presentation explores the how construction audit fits within and enhances a project controls program. It discusses what controls are possible and probable by various entities of the project team. The intent is for auditors and project controls professionals to gain an understanding and appreciation of each other's role within the project. It also helps the owner and construction executives understand how audit and controls can work together to help a project reach its budget and schedule goals.</p> <ul style="list-style-type: none"> • Jake Ortego, PE, CCP, CCA, National Association of Construction Auditors <p>TRACK B ~ Auditing the Various Types of In-Airport Concessions</p> <p>For airports, concession revenue is critical as it creates a funding base that is utilized for operations, improvements, debt service, revenue sharing, and other obligations the airport may incur. Many of these agreements are dependent on proper reporting by the concessionaires. The focus of this presentation will be on completeness of revenue reported by concessionaires, proper computation of concession to be paid to the airport, as well as overall financial and nonfinancial compliance with these agreements. Various aspects of source document review and analysis will be discussed as well as report presentation. This course is appropriate for all levels.</p> <ul style="list-style-type: none"> • Rick Shields, CPA, CFE Blue and Co., LLC
<p>02:30 pm to 02:45 pm</p>	<p>Networking Break</p>

ASSOCIATION OF AIRPORT INTERNAL AUDITORS

28TH ANNUAL CONFERENCE
 BOSTON, MA ~ JUNE 25-28, 2017

<p>02:45 pm to 3:45 pm</p> <p>Auditing CPEs = 1.2</p>	<p>CHOOSE FROM THE FOLLOWING TRACKS:</p> <p>TRACK A ~ Four Ways Your Contractor could be Overbilling You: A Comprehensive Look at Construction Insurance</p> <p>Insurance is confusing, plain and simple. Construction insurance is no exception. In some cases, contractors have been able to use complex insurance programs and policies to hide additional profit. This session will provide attendees with a better understanding of construction insurance and take a closer look at four potential areas where a contractor could be overbilling:</p> <ol style="list-style-type: none"> 1. Coverage not reimbursable per the construction contract 2. Coverage limits not consistent with contract requirements 3. Insurance and bond rates not representing a Contractor's actual cost 4. Insurance and bond rates applied incorrectly to cost basis <p>Technical Level Beginner to Intermediate</p> <p><i>Session attendees do not need to have a construction contract or insurance background.</i></p> <ul style="list-style-type: none"> • Mark McCarthy, Senior Manager, CBIZ Risk & Advisory Services <p>Mark McCarthy, CCA, CFE, is a Senior Manager in the national construction cost review and consulting group for CBIZ. He has more than 10 years of experience in redrafting construction contracts, reviewing project budgets and analyzing bonding and insurance programs, including self-insured programs.</p> <p>TRACK B ~ Auditing Rental Car Activity</p> <p>Other than parking, rental car revenues are typically the most significant source of terminal revenues at an airport. The lease or concession agreements with rental companies include numerous elements which require careful oversight by the airport in order to ensure compliance as well as proper concession reporting and collection. This presentation will include a drill-down of information obtained from rental car companies and comparative analysis of different levels and sources of information. Nonfinancial compliance will also be discussed as well as reporting by the auditor. Examples will be provided throughout the discussion. This course is appropriate for all levels.</p> <ul style="list-style-type: none"> • Rick Shields, CPA, CFE Blue and Co., LLC
<p>03:45 pm to 03:55 pm</p>	<p>Networking Break</p>
<p>03:55 pm to 4:45 pm</p> <p>Auditing CPEs = 1</p>	<p>Parking Audits</p> <p>Parking is typically one of the largest revenue sources at airports. We will discuss auditing parking revenue and pointers on what to look for.</p> <ul style="list-style-type: none"> • Claire Aboko-Venn, Director, Process Optimization and Improvement, Detroit
<p>5:30 pm to 9:30 pm</p>	<p>Networking Event – Spirit of Boston</p>

ASSOCIATION OF AIRPORT INTERNAL AUDITORS

28TH ANNUAL CONFERENCE
BOSTON, MA ~ JUNE 25-28, 2017

Wednesday, June 28, 2017

07:00 am to 08:00 am	Continental Breakfast ~ Conference Registrants Only
08:00 am to 09:40 am Auditing CPEs = 2	Detection Methods to Uncover Fraud Using actual case studies, various fraud schemes the Plante Moran team has encountered will be described, sharing how the fraud occurred, how it was discovered, and lessons learned. Audience members will learn tools and tests they can perform to help detect fraudulent activity in their organization. <ul style="list-style-type: none"> • Michelle D. McHale-Adams, CPA, CFF, CFE Partner, Plante Moran • Eric Conforti, CPA, CFE Senior Manager, Plante Moran
09:40 am to 09:55 am	Networking Break
09: 55 am to 10:55 am Information Technology CPEs = 1.2	Cloud Computing Audit at DEN The rise of cloud technologies adoption has been phenomenal in the past few years. The use of such emergent technologies bring a number of significant risks that have important implications on the effectiveness of internal controls. Internal Audit functions can play a key role in helping organizations assess and manage cloud services risks. Each cloud computing audit can be unique; this presentation will review emerging technology of cloud computing in a nontechnical manner and will discuss DEN Internal Audit team's challenges and opportunities during the cloud computing audit at DEN. <ul style="list-style-type: none"> • Usha Yarlagadda, Director, Internal Audit, Denver International Airport • Zaid Mkhalfia, Internal Audit, Denver International Airport
10:55 am to 11:55 am Auditing CPEs = 1.2	17 Hot Topics for 2017 and Beyond <ul style="list-style-type: none"> • What should be the focus of Internal Audit • Assessing Emerging Risks • Key Attributes of Successful Auditors • The Importance of Critical Thinking • Implementing Continuous Auditing Techniques Effectively <ul style="list-style-type: none"> • Danny M. Goldberg, CPA, CIA, CISA • GoldSRD

REGULAR SESSION ENDS

ASSOCIATION OF AIRPORT INTERNAL AUDITORS

28TH ANNUAL CONFERENCE
 BOSTON, MA ~ JUNE 25-28, 2017

EXTENDED SESSION	
12:00 pm to 01:00 pm	Lunch – <i>For EXTENDED Session Participants ONLY</i>
01:00 pm to 02:15 pm Personal Development CPEs = 1.5	<p>Molding Tomorrow's Internal Auditors</p> <p>Participants will learn best practices on how to train younger employees, including adult learning techniques and the hot buttons for Generation Y. Additionally, attendees will also learn about using teamwork and project management exercises to teach new employees.</p> <p>Who Should Attend: All employees who mentor younger auditors (NASBA Field of Study: Personal Development).</p> <p><u>Objectives</u></p> <ul style="list-style-type: none"> • Understand the differences and generation gaps between different levels/age groups • Learn the motivations of Generation Y and how to tap into their potential • Learn how to distinguish the field of internal auditing and get auditors excited about their careers <p><u>Agenda</u></p> <ol style="list-style-type: none"> I. Learn and understand the differences of Generation Y and their motivations II. Getting staff excited about auditing III. Generation Y – Training Characteristics IV. Rewarding Generation Y <ul style="list-style-type: none"> • Danny M. Goldberg, CPA, CIA, CISA • GoldSRD
02:30 pm to 02:45 pm	Break/Networking
02:45 pm to 04:00 pm Personal Development CPEs = 1.5	<p>Molding Tomorrow's Internal Auditors (Continued)</p> <ul style="list-style-type: none"> • Danny M. Goldberg, CPA, CIA, CISA • GoldSRD

ASSOCIATION OF AIRPORT INTERNAL AUDITORS

28TH ANNUAL CONFERENCE
BOSTON, MA ~ JUNE 25-28, 2017

Learning Objectives: Participants will gain an understanding of various airport business practices and learn techniques to monitor or audit various airport tenant activities. The conference sessions will provide ideas of where to focus limited time and resources, tips to improve practices, and will discuss actual approaches to audit airport operations, tenants, and contractors.

Program Content: Speakers from the profession, consulting firms, public accounting, and government will present ideas, concepts, and other industry specific audit content. Topics include audits of concessions, parking, rental cars, construction, risk, fraud, communication skills and tips in using information technology to enhance audit capabilities. See the conference agenda above for more information.

Program Level: Entry level to intermediate. Sessions are designed for auditors or financial staff charged with overseeing the contractual requirements of airport tenants. Material is designed for participants who have experience auditing airport operations and tenants, as well as for participants new to the airport environment.

Prerequisites: None

Advanced Preparation: No advance preparation is required.

Delivery Method: Group Live.

Recommended CPE: All participants are eligible to receive up to 22 CPE credits.

Registration Instructions and conference fees are included in the registration package herein and can also be obtained from the Association's website: www.airport-auditors.com

Refund/Cancellation Policy: Refunds in full must be requested in writing by May 15, 2017. Refund requests should be sent via email to Laura Tatem at L.Tatem@TampaAirport.com. No refunds will be granted after May 15, 2017; however, the remitting organization can send another participant in place of the original registrant.

Contact Information and Complaint Resolution Policy: For more information regarding refunds, complaints, and/or program cancellation policies, please contact Janice Mirarchi at 215.937.6982 or Janice.Mirarchi@phi.org. Written complaints should be addressed to:

Janice Mirarchi

Contracts Audit Supervisor

Division of Aviation

Philadelphia International Airport

Terminal E, 3rd Floor

Philadelphia, PA 19153



The Association of Airport Internal Auditors is registered with the National Association of State Boards of Accountancy (NASBA), as a sponsor of continuing professional education on the National Registry of CPE Sponsors. State boards of accountancy have final authority on the acceptance of individual courses for CPE credit. Complaints regarding registered sponsors may be addressed to the National Registry of CPE Sponsors, 150 Fourth Avenue North, Suite 700, Nashville, TN 37219-2417. NASBA sponsor number: 103126 Web site: www.nasba.org

Speaker Bios

Claire Aboko-Venn

Claire Aboko-Venn comes with over 40 years of experience in auditing both at the external and internal audit levels, and currently works for Wayne County Airport Authority in charge of Performance and Process Improvements in the Operations Division. In this role she performs, among other duties, performance and process audits and ensures efficiencies in contract management. She has been part of the AAIA since 2007 and has been a member of board. Claire Aboko-Venn is a Chartered Accountant.

Felicia Carlee

Felicia Carlee is a Senior Manager of Internal Audit for Hillsborough County Aviation Authority (HCAA). HCAA is an independent special district of the State of Florida with exclusive jurisdiction, control, supervision and management over Tampa International Airport, Peter O. Knight Airport, Plant City Airport, and Tampa Executive Airport. Felicia has approximately 23 years of auditing experience and has been at HCAA for 9 years. Felicia is a Certified Public Accountant, licensed in the States of Florida and Maryland. She also is a Certified Internal Auditor, Certified Information Systems Auditor, and Certified Government Auditing Professional. Felicia is a member of:

- The Association of Airport Internal Auditors (AAIA)
- The American Institute of Certified Public Accountants (AICPA)
- The Florida Institute of Certified Public Accountants (FICPA)
- The Institute of Internal Auditors (IIA)
- The Association of Local Government Auditors (ALGA)
- Information Systems Audit and Control Association (ISACA)

Eric Conforti, CPA, CFE | Senior Manager

Eric is a Senior Manager in our Forensic Investigative Services group, which performs over 100 investigations annually. He specializes in providing forensic investigations, data analytics, and analyses of internal controls. Eric is professionally trained in a variety of interviewing and interrogation methods. He has identified millions in losses due to asset misappropriation and his work has led to a number of successful law enforcement referrals at the federal, state, and local levels. Prior to joining the FVS practice, Eric was an auditor specializing in governmental and compliance audits. Eric is frequently requested to speak at industry conferences on matters related to fraud and data analytics. Eric is a member of Association of Certified Fraud Examiners and the Michigan Association of CPA's Fraud Task Force.

Patrick J. Dalton, CPA

Pat is the Director of Internal Audit & Corporate Compliance for the Niagara Frontier Transportation Authority. The Niagara Frontier Transportation Authority (NFTA) is a regional multi-modal transportation authority responsible for air and surface transportation in Erie and Niagara Counties in New York State. NFTA businesses include Metro bus, Metro-link, a light rail system, ADA paratransit system, two international airports, and transportation centers in Buffalo and Niagara Falls.

Pat has previously worked for Ernst & Young as an audit manager. He has spent the last 24 years with the Niagara Frontier Transportation Authority as its Director of Internal Audit & Corporate Compliance. He is an active member of the Institute of Internal Auditors (IIA), American Institute of Certified Public Accountants (AICPA) and the Association of Airport Internal Auditors (AAIA). Pat serves as a member of the steering committee of the AAIA.

Edward Freni, Director of Aviation

Edward C. Freni was appointed Aviation Director in 2007 after a career at Massport and with American Airlines that spanned 38 years. As director of Massport's aviation assets, Mr. Freni is responsible for administering, coordinating and managing airside and landside activities at Boston Logan International Airport, Hanscom Field in Bedford and Worcester Regional Airport.

Following a successful career at American Airlines where he was responsible for more than 2,000 employees as General Manager in Boston, Mr. Freni started at Massport in 2000 as Logan's Director of Aviation Operations, where he managed daily operations, airport facilities, public services and helped develop the daily security briefing following the attacks of September 11, 2001.

Freni received his Bachelor of Science from the Whittemore School of Business and attended the University of New Hampshire from 1970 to 1974. He was Captain of the University of New Hampshire 1973-74 Championship Hockey Team.

Michael Gee, CFE, MBA

Michael Gee is a Senior Internal Auditor for the Metropolitan Airports Commission (MAC). The MAC owns and operates Minneapolis-St. Paul International Airport (MSP), as well as six general aviation airports within the Twin Cities metropolitan area. Michael has worked in the internal audit profession for over 13 years in various highly-regulated industries, including retail, defense/aerospace and health care. Auditing experience includes Sarbanes-Oxley compliance, Medicare Part D compliance, HIPAA, government contracting and Fraud Risk Management. Michael has been a Certified Fraud Examiner (CFE) since 2007 and has a BS in Finance and Marketing from the University of Wisconsin-La Crosse, as well as an MBA from St. Cloud State University.

Thomas P. Glynn, Ph.D.

Thomas P. Glynn, Ph.D., became Chief Executive Officer of the Massachusetts Port Authority on November 1, 2012. In this role he oversees the 1,300-person agency with a \$700 million budget that owns and operates Boston Logan International Airport, the public container and cruise terminals in the Port of Boston, Hanscom Field, Worcester Regional Airport and real estate holdings in South Boston, East Boston and Charlestown.

Prior to joining Massport, Glynn was Chief Operating Officer of Partners HealthCare System, the Commonwealth of Massachusetts' largest network of teaching hospitals and neighborhood health centers. His previous roles included General Manager of the Massachusetts Bay Transportation Authority, Deputy Secretary of Labor for the Clinton Administration and Deputy Commissioner of Public Welfare in Massachusetts.

Glynn is a fellow of the National Academy of Public Administration and a former board member of the Council for Excellence in Government. A former lecturer at Harvard University's John F. Kennedy School of Government, Glynn earned a B.A. in Economics from Tufts University and a Ph.D. from the Heller School for Social Policy and Management at Brandeis University.

Danny Goldberg

Danny M. Goldberg is the Founder of GOLDSRD (www.GoldSRD.com), a leading provider of Staff Augmentation, Executive Recruiting and Professional Development services. Previously, Danny led the Professional Development and Executive Recruiting Practices at Sunera. Mr. Goldberg re-purchased his practice that he sold to Sunera in 2011.

Prior to joining Sunera in January 2011, Danny founded SOFT GRC, an advisory services and professional development firm. Danny has over 17 years of audit experience, including five as a CAE/Audit Director at two diverse companies.

Danny has served on the audit committee of the Dallas Independent School District and was the Chairman of the North Texas Leadership Council of the American Lung Association in 2012. Danny is also the IIA Dallas and Fort Worth Chapter Programs committee Co-Chairman for the 2012-2013 year and was elected to the Fort Worth IIA Board of Directors in 2013.

Danny co-authored the groundbreaking storybook format publication *People-Centric® Skills: Communication and Interpersonal Skills for Internal Auditors*, which was available from Wiley Publications in August 2014. *People-Centric Skills* is the first publication of its kind that *specifically focuses on communication and interpersonal skills for internal auditors*.

Danny is a well-known speaker across the nation, including numerous keynote presentations. He currently works with over 100 professional associations around the world and numerous Fortune 1000 companies, assisting in their professional development efforts.

Mr. Goldberg has been recognized as a top speaker at numerous events over the past years, including:

- 3rd Ranked Speaker, 2015 IIA All-Star Conference
- 8th rated speaker – 2015 MISTI AuditWorld
- 3rd and 10th rated speaker – 2014 and 2015 ISACA CACS
- One of the Top Ranked Speakers - 2014 IIA All-Star Conference (3.72/4.00 Rating)
- 2014 IIA Southern California District Conference – Keynote Speaker – 4.91/5.00 Rating
- 3rd overall ranked speaker out of 71 – 2014 ISACA CACS Conference
- One of the Top Ranked Speakers – 2014 IIA Gaming Conference

Danny is a Certified Public Accountant, Certified Internal Auditor, Certified Information Systems Auditor, Certified in the Governance of Enterprise Information Technology, Certified in Risk and Information Systems Control, Certified in Risk Management Assurance, has obtained his Certification in Control Self-Assessment and is a Chartered Global Management Accountant.

Jason Kotecki

Jason Kotecki is an artist who speaks. Really, really well! Having presented to over 600 organizations in the last 13 years, he's earned the designation of Certified Speaking Professional (CSP) by the National Speakers Association. Jason is an expert at helping people "Escape Adulthood," in order to restore balance, beat burnout, and become more innovative by breaking rules that don't exist. Jason uses his extraordinary artistic gifts, combined with humor and memorable storytelling, to spark intentional thinking that leads people to become more passionate and productive. Get a sneak peak: <http://EscapeAdulthood.com>

Mark McCarthy

Mark McCarthy, CCA, CFE, is a Senior Manager in the national construction cost review and consulting group for CBIZ. He has more than 10 years of experience in redrafting construction contracts, reviewing project budgets and analyzing bonding and insurance programs, including self-insured programs.

Michelle D. McHale-Adams, CPA/CFE, CFE | Partner

Michelle has over 20 years of experience in forensic accounting and is Plante Moran's Forensic Accounting Practice Leader. She has conducted numerous interviews, located and reviewed key documents, analyzed numerous financial records, traced assets, and quantified the financial losses for many clients in different industries. She has assisted counsel in discovery matters and has testified at trial regarding forensic accounting findings. She has helped organizations prepare economic loss claims that are filed with insurance companies for a variety of claims. Michelle has also provided financial consulting services for many large and small entities related to performing numerous Fraud Risk Assessments whereby vulnerable areas of the controls over cash are identified. These services have spanned many different industries, including the governmental sector. Michelle is the former Chair of the Michigan Association of Accountants' Fraud Task Force and is a frequent presenter on the topics of forensic accounting and internal controls.

Zaid Mkhalfia Zaid has been with Denver International Airport since 2008. He has a BS-Science of Management and an MS-MBA/Accounting degrees. He also holds CIA and CRMA certifications and have recently obtained the CISA certification. During his spare time, I like reading and watching documentaries.

Debbie Mommaerts,

Debbie Mommaerts is the Audit Manager at Columbus Regional Airport Authority, which consists of 3 airports: John Glenn Columbus International Airport, Rickenbacker International Airport, and Bolton Field.

She earned her CPA from the Accountancy Board of Ohio in September of 2000, her Certified Construction Auditor (CCA) from the National Association of Construction Auditors in 2012, her Certified Government Financial Manager (CGFM) from the Association of Government Accountants in 2015, and her Certified Internal Auditor (CIA) from the Institute of Internal Auditors in 2016.

Debbie has 19 years of accounting and auditing experience and has been at Columbus Regional Airport Authority for 5 years. Prior to coming to Columbus she worked as the Chief Financial Officer for a Juvenile Court, State Auditor's Office, a City Finance Director and she served 20 years in the US Navy.

Debbie is a member of the Association of Airport Internal Auditors (AAIA), Association of Government Accountants (AGA), the American Institute of Certified Public Accountants (AICPA), the National Association of Construction Auditors (NACA), Institute of Internal Auditors (IIA), and the Ohio Society of CPAs (OSCPA).

Sheila D. Rojas CPA, CIA, CGAP

Sheila began her auditing career with the Auditor General Office for the State of Florida. She worked as a senior auditor and was the lead in-charge auditor for the Federal, Financial and Operational audits at Higher Education Institutions like the University of Central Florida and Valencia College. Also, she has previously worked as the Assistant Controller for the Florida Polytechnic University. She is a Certified Public Accountant for the state of Florida, Certified Internal Auditor and a Certified Government Auditing Professional and has over 17 years of auditing experience. When she is not auditing, she likes to spend her time baking, painting ceramics and volunteering at church.

Currently, she works as a senior auditor for the Greater Orlando Aviation Authority for the Orlando International Airport and Orlando Executive Airport. OIA is the 2nd busiest airport in Florida, with nearly 42 million passengers visiting each year and generates over \$31 billion in direct and indirect revenue for the regional economy.

Jake Ortego, PE, CCP, CCA

Mr. Ortego is the co-founder and President of JA Cost Engineers and Advisors. Jake has actively been involved on nearly every aspect of capital improvement processes from inception through design, construction, and closeout for project that range for the millions to over \$1B. He is a licensed mechanical engineer with over 22 years of experience in all phases of the design-construction process and extensive involvement in the project controls, scheduling, project management and engineering management of industrial and commercial projects. He is a Licensed Professional Engineer, Certified Construction Auditor, and a Certified Cost Engineer.

Rick Shields

Rick Shields is a CPA with 20 years of experience in public accounting. He began working with airports in 1995 and has performed rentacar, parking, gift shop, food and beverage, and financial statement audits for approximately ten airports.

Mr. Shields has acquired the Certified Fraud Examiner (CFE) designation awarded by The Association of Certified Fraud Examiners (ACFE). He has also acquired the CompTIA A+ certification and has successfully completed the Certified Information Systems Auditor (CISA) examination. He has written for Airport Magazine, published by the American Association of Airport Executives (AAAE).

Mr. Shields is employed by Blue & Co., LLC, a Midwest-based CPA firm with affiliates throughout the United States and North America.

Laura Tatem

Laura Tatem is the Director of Internal Audit for Hillsborough County Aviation Authority (HCAA). HCAA is an independent special district of the State of Florida with exclusive jurisdiction, control, supervision and management over Tampa International Airport, Peter O. Knight Airport, Plant City Airport, and Tampa Executive Airport.

Laura is a Certified Public Accountant, licensed in the States of Florida and Virginia. She is also a Certified Internal Auditor and Certified Government Auditing Professional. She has approximately 13 years of auditing experience and has been at Tampa International Airport for four years. Prior to that, she worked as an external auditor primarily in the fields of government, non-profit, and construction.

Laura is a member of:

- The Association of Airport Internal Auditors (AAIA)
- Airports Council International-North America (ACI-NA)
- Florida Airports Council (FAC)
- The American Institute of Certified Public Accountants (AICPA)
- The Florida Institute of Certified Public Accountants (FICPA)
- The Institute of Internal Auditors (IIA)
- The Association of Local Government Auditors (ALGA)
- The Government Finance Officers Association (GFOA)
- The Florida Government Finance Officers Association (FGFOA)

She also serves as Board Member and Treasurer for AAIA, Board Treasurer and Finance Committee Chair for the Humane Society of Tampa Bay and as a Board Member and Communications Committee Chair for the Florida Audit Forum. She has three dogs, three cats, and a turtle.

Lucy Vanderhoff

Lucy is the Staff Auditor at the Columbus Regional Airport Authority in Columbus, OH. She has been with the Authority since 2015. Prior to coming to the Airport Authority, Lucy worked at Deloitte and most recently for the State Auditor's Office. She has a Bachelor's Degree in Accounting from Ohio Northern University.

Usha Yariagadda

Usha started her auditing career at DEN as a Staff Auditor in 2006. She is now the Internal Audit Director / CAE for Denver International Airport. She has M.S. in Accounting and MBA degrees. She is also a certified Internal Auditor. Denver International Airport is the 15th-busiest airport in the world and the fifth-busiest airport in the United States. With more than 53 million passengers traveling through each year, the airport is the primary economic engine for the state of Colorado, generating more than \$26 billion for the region annually.

AMY GONZALEZ

**SAN DIEGO COUNTY REGIONAL AIRPORT AUTHORITY
TRAVEL EXPENSE REPORT**

(To be completed within 30 days from travel return date)

TRAVELER: Amy Gonzalez DEPT. NAME & NO. General Counsel
 DEPARTURE DATE: 4/26/2017 RETURN DATE: 4/26/2017 REPORT DUE: 5/26/17
 DESTINATION: Palm Springs, CA

Please refer to the Authority Travel and Lodging Expense Reimbursement Policy, Article 3, Part 3.4, Section 3.40, outlining appropriate reimbursable expenses and approvals. Please attach all required supporting documentation. All receipts must be detailed, (credit card receipts do not provide sufficient detail). Any special items should be explained in the space provided below.

	Authority Expenses (Prepaid by Authority)	Employee Expenses							TOTALS	
		SUNDAY	MONDAY	TUESDAY 4/26/17	WEDNESDAY 4/26/17	THURSDAY	FRIDAY	SATURDAY		
Air Fare; Railroad, Bus (attach copy of itinerary w/charges)									0.00	
Conference Fees (provide copy of flyer/registration expenses)									0.00	
Rental Car*									0.00	
Gas and Oil*									0.00	
Garage/Parking*				34.00					34.00	
Mileage - attach mileage form*				11.10	11.10				22.20	
Taxi and/or Shuttle Fare (include tips pd.)*									0.00	
Hotel*				275.74					275.74	
Telephone, Internet and Fax*									0.00	
Laundry*									0.00	
Tips - separately paid (maids, bellhop, other hotel svcs.)									0.00	
Meals (include tips pd.)	Breakfast*								0.00	
	Lunch*								0.00	
	Dinner*								0.00	
	Other Meals*								0.00	
<i>Alcohol is a non-reimbursable expense</i>										
Hospitality ¹ *									0.00	
Miscellaneous									0.00	
Baggage fee									0.00	
*Provide detailed receipts									0.00	
Total Expenses prepaid by Authority		0.00	0.00	0.00	320.84	11.10	0.00	0.00	0.00	331.94

Explanation:	Total Expenses Prepaid by Authority	0.00
No other receipts were provided for this travel report.	Total Expenses Pd. by Employee (including cash advances)	331.94
	Grand Total	331.94
	Less Cash Advance (attach copy of Authority ck)	
	Less Expenses Prepaid by Authority	0.00
	Due Traveler (positive amount) ²	
	Due Authority (negative amount) ³	331.94
<i>Note: Send this report to Accounting even if the amount is \$0.</i>		

¹Give names and business affiliations of any persons whose meals were paid by traveler.
² Prepare Check Request
³ Attach personal check payable to SDCRAA

I as traveler or administrator acknowledge that I have read, understand and agree to Authority policies 3.40 - Travel and Lodging Expense Reimbursement Policy⁴ and 3.30 - Business Expense Reimbursement Policy⁵ and that any purchases/claims that are not allowed will be my responsibility. I further certify that this report of travel expenses were incurred in connection with official Authority business and is true and correct.

Prepared By: Kendy Rios Ext: x2424
 Traveler Signature: Amy Gonzalez Date: 7-11-17
 Approved By: _____ Date: _____

AUTHORITY CLERK CERTIFICATION ON BEHALF OF EXECUTIVE COMMITTEE (To be certified if used by President/CEO, Gen. Counsel, or Chief Auditor)

I, _____ hereby certify that this document was approved by the Executive Committee at its
 (Please leave blank. Whoever clerk's the meeting will insert their name and title.)

_____ meeting.
 (Leave blank and we will insert the meeting date.)

Failure to attach required documentation will result in the delay of processing reimbursement. If you have any questions, please see your department Administrative Assistant or call Accounting at ext. 2806.

**SAN DIEGO COUNTY REGIONAL AIRPORT AUTHORITY
OUT-OF-TOWN TRAVEL REQUEST**

GENERAL INSTRUCTIONS:

- A. All travel requests must conform to applicable provisions of Policies 3.30 and 3.40.
- B. Personnel traveling at Authority expense shall, consistent with the provisions of Policies 3.30 and 3.40, use the most economical means available to affect the travel.

1. TRAVELER:

Travelers Name: Amy Gonzalez Dept: 15
 Position: Board Member President/CEO Gen. Counsel Chief Auditor
 All other Authority employees (does not require executive committee administrator approval)

2. DATE OF REQUEST: 1/24/17 **PLANNED DATE OF DEPARTURE/RETURN:** 4/23/17 / 4/24/17

3. DESTINATIONS/PURPOSE (Provide detailed explanation as to the purpose of the trip- continue on extra sheets of paper as necessary):

Destination: Palm Springs, CA Purpose: ACI-NA - Business of Airports Conference
Explanation: Speaker at ACI-NA Conference - Adverstising Policies and Guidelines

4. PROJECTED OUT-OF-TOWN TRAVEL EXPENSES

A. TRANSPORTATION COSTS:

• AIRFARE	\$	0.00
• OTHER TRANSPORTATION (Taxi, Train, Car Rental)	\$	0.00
B. LODGING	\$	190.00
C. MEALS	\$	100.00
D. SEMINAR AND CONFERENCE FEES	\$	550.00
E. ENTERTAINMENT (If applicable)	\$	
F. OTHER INCIDENTAL EXPENSES	\$	
TOTAL PROJECTED TRAVEL EXPENSE	\$	

CERTIFICATION BY TRAVELER By my signature below, I certify that the above listed out-of-town travel and associated expenses conform to the Authority's Policies 3.30 and 3.40 and are reasonable and directly related to the Authority's business.

Travelers Signature: *Amy Gonzalez* Date: 1/24/17

CERTIFICATION BY ADMINISTRATOR (Where Administrator is the Executive Committee, the Authority Clerk's signature is required).

By my signature below, I certify the following:

1. I have conscientiously reviewed the above out-of-town travel request and the details provided on the reverse.
2. The concerned out-of-town travel and all identified expenses are necessary for the advancement of the Authority's business and reasonable in comparison to the anticipated benefit to the Authority.
3. The concerned out-of-town travel and all identified expenses conform to the requirements and intent of Authority's Policies 3.30 and 3.40.

Administrator's Signature: _____ Date: _____

AUTHORITY CLERK CERTIFICATION ON BEHALF OF EXECUTIVE COMMITTEE

I, Tony R Russell, Authority Clerk, hereby certify that this document was approved
 (Please leave blank. Whoever clerk's the meeting will insert their name and title.)
 by the Executive Committee at its 2-21-17 meeting.
 (Leave blank and we will insert the meeting date.)

DESERT SPRINGS MARRIOTT

81988 GONZALEZ/A 249.00 04/26/17 11.00 14190 16015
 KGM 04/25/17 22.00
 24
 Room Address Payment MRW#

DATE	REFERENCE	CHARGES	CREDITS	BALANCE DUE
------	-----------	---------	---------	-------------

04/25	RESORT	RESORT		1.00
04/25	RESORTTX	RESORT		.14
04/25	VALETPK	VALET1		34.00
04/25	ROOM-GR	8198, 1		240.00
04/25	TAX/BID	8198, 1		33.60
04/25	CATOUR	8198, 1		1.00
04/26	VS CARD			\$309.74

SETTLED TO: VISA CARD CURRENT BALANCE .00

THANK YOU FOR CHOOSING MARRIOTT! TO EXPEDITE YOUR CHECK-OUT, PRESS "MENU" ON YOUR TV REMOTE CONTROL TO ACCESS VIDEO CHECK-OUT OR LEAVE A VOICE MAIL MESSAGE AT EXTENSION 87.

AS REQUESTED, A FINAL COPY OF YOUR BILL WILL BE EMAILED TO: KXXX@SAN.ORG
 SEE "INTERNET PRIVACY STATEMENT" ON MARRIOTT.COM

YOUR TRIP TO:

Desert Springs Marketplace



2 HR 30 MIN | 127 MI

Est. fuel cost: \$11.10

Trip time based on traffic conditions as of 3:08 PM on July 10, 2017. Current Traffic: Moderate



1. Start out going **west** on Terminal Access Rd.

Then 0.05 miles

0.05 total miles



2. Take Terminal Access Rd toward **Airport Exit/Terminal Return/Parking**.

Then 0.22 miles

0.27 total miles



3. Turn **slight right** toward **I-5/Downtown/Rental Car Return**.

Then 0.50 miles

0.77 total miles



4. Turn **slight right** onto N Harbor Dr.

Then 1.08 miles

1.85 total miles



5. Turn **left** onto W Grape St.

W Grape St is just past W Hawthorn St.

Then 0.38 miles

2.23 total miles



6. Merge onto I-5 S/San Diego Fwy S.

If you reach Albatross St you've gone a little too far.

Then 0.57 miles

2.80 total miles



7. Merge onto CA-163 N via EXIT 16 toward **Escondido**.

Then 11.02 miles

13.81 total miles



8. CA-163 N becomes I-15 N/Escondido Fwy N.

Then 45.28 miles

59.10 total miles



9. Take the **CA-79 S** exit, EXIT 58, toward **Indio/Temecula**.

Then 0.24 miles

59.34 total miles



10. Keep **right** to take the ramp toward **Indio/Warner Springs/Hwy 79 South**.

Then 0.03 miles









59.37 total miles



11. Turn **right** onto Temecula Pkwy/CA-79. Continue to follow CA-79.

Then 17.87 miles

77.04 total miles

-  12. Turn left onto Cahulla Rd/CA-371. Continue to follow CA-371.
 CA-371 is 0.2 miles past High Point Truck Trl.
 If you reach Old Meadow Dr you've gone about 0.1 miles too far.
 ----- Then 20.67 miles ----- 97.71 total miles
-  13. Turn right onto State Highway 74/CA-74. Continue to follow CA-74.
 CA-74 is 0.6 miles past Old Cahulla Rd.
 If you are on Paradise Dr and reach Wampum Trl you've gone a little too far.
 Then 24.21 miles 121.92 total miles
-  14. CA-74 becomes Monterey Ave.
 ----- Then 2.50 miles ----- 124.42 total miles
-  15. Turn right onto Country Club Dr.
 Country Club Dr is 0.2 miles past Sagewood Dr.
 If you reach Via Barbato you've gone about 0.1 miles too far.
 ----- Then 2.01 miles ----- 126.43 total miles
-  16. Turn left onto Cook St.
 Cook St is 0.2 miles past Desert Springs Dr.
 If you reach The Lakes Dr you've gone about 0.3 miles too far.
 ----- Then 0.10 miles ----- 126.54 total miles
-  17. Make a U-turn onto Cook St.
 ----- Then 0.17 miles ----- 126.71 total miles
-  18. Take the 1st right onto Country Club Dr.
 If you reach Riviera Dr you've gone about 0.4 miles too far.
 Then 0.06 miles 126.77 total miles
-  19. Desert Springs Marketplace, 74884 Country Club Dr, Palm Desert, CA, 74884
 COUNTRY CLUB DR is on the right.
 If you reach Desert Willow Dr you've gone about 0.1 miles too far.

Use of directions and maps is subject to our [Terms of Use](#). We don't guarantee accuracy, route conditions or usability. You assume all risk of use.

SAN DIEGO COUNTY REGIONAL AIRPORT AUTHORITY

2017

MONTHLY MILEAGE and PARKING FEE REIMBURSEMENT REPORT

EMPLOYEE NAME			PERIOD COVERED	
Amy Gonzalez			April 25, 2017	
DEPARTMENT/DIVISION				
General Counsel				
DATE	MILES DRIVEN	DESTINATION AND PURPOSE OF TRIP	PARKING FEES & OTHER TRANSPORTATION COSTS	\$\$\$
4/25/17	127.00	Desert Palm Springs		11.10
		2017 ACI-NA Business of Airports		
		Conference		
4/26/17	127.00	Return to SD from Desert Palm Springs		11.10
SUBTOTAL			254.00	22.20

Computation of Reimbursement

TOTAL MILEAGE DRIVEN (LIMITED TO 200 MILE MONTHLY AVERAGE PER YEAR)	254.00
REIMBURSEMENT RATE: (see below) * Rate as of January 2013	X 0.565
TOTAL MILEAGE REIMBURSEMENT	143.51
PARKING FEES/TOLL CHARGES (ATTACH RECEIPTS)	22.20
TOTAL REIMBURSEMENT REQUESTED	\$ 165.71

I acknowledge that I have read, understand and agree to *Authority Policy 3.30 - Business Expense Reimbursement Policy and that any purchases/claims that are not allowed will be my responsibility. I further certify that this report of business expenses were incurred in connection with official Authority business and is true and correct.
Business Expense Reimbursement Policy 3.30

Amy

SIGNATURE OF EMPLOYEE

DEPT./DIV. HEAD APPROVAL



2017 ACI-NA Business of Airports Conference Agenda (Finance Track)

April 24-26, 2017 • JW Marriott Desert Springs • Palm Springs, CA
(updated as of April 20, 2017)

Monday, April 24, 2017

- | | |
|---|---|
| 8:00am – 4:30pm
<i>Foyer</i> | Registration |
| 8:00am – 9:00am
<i>Springs Patio</i> | Networking Breakfast |
| 8:30am – 4:00pm
<i>Salon F</i> | Finance Committee Workshop (<i>Open to all registered attendees</i>) |
| 8:30am – 9:30am
<i>1 CPE Credit</i> | <p>Welcome and Opening Remarks by Andy Rountree, Chair, ACI-NA Finance Committee; Vice President and CFO, Metropolitan Washington Airports Authority</p> <p>Airport/Airline Business Working Group, Chaired by Tatiana Starostina, Manager, Financial Planning, Oakland International Airport</p> <ol style="list-style-type: none"> 1. Business term survey, Dafang Wu, Associate Director, DWU Consulting LLC 2. Air carrier incentive program, Randy Flertz, Airport Regional Director, Northwest Region, FAA |
| 9:30am – 9:45am | Break |
| 9:45am – 10:45am
<i>1 CPE Credit</i> | <p>Accounting and Financing Working Group, Chaired by Max Underwood, Vice President, Finance, Dallas/Fort Worth International Airport</p> <ol style="list-style-type: none"> 1. General Accounting Update: <ol style="list-style-type: none"> a. Accounting for Leases – Max Underwood, Vice-President, Finance, DFW International Airport (10 minutes) b. US Accounting – Ali H. Hijazi, Senior Audit Manager, Plante Moran, Detroit Michigan (10 minutes) c. Canadian Accounting – Catherine Kloepper, Sr. Vice President Corporate Services & CFO, Winnipeg Airports Authority (5 minutes) 2. Private Placement Financing <ol style="list-style-type: none"> a. An Overview – William Case, Director, Public Financial Management, Inc. (5 minutes) b. Recent Airport Placement – Michael Phemister, Vice-President, Treasury Management, DFW International Airport (10 minutes) |

- c. A Rating Agency Perspective of Private Placement and other Credit Quality issues – Harvey Zachem, Managing Director, Kroll Bond Ratings (20 minutes)

10:45am – 11:00am **Networking Break**
Foyer

- 11:00am – 12:00pm **Strategic Planning and Performance Management Working Group**, Chaired by Catherine Kloepfer, Senior Vice President/Corporate Services & CFO, Winnipeg Airports Authority Inc.
1 CPE Credit
1. Presentation on the initial results from the 2016 ACI-NA Financial Benchmarking survey
 - a. High level overview of the major metrics, and year over year comparisons for more detailed metrics (20-25 minutes) – Ann Davis, Director of Finance & Tony Conza, Manager of Financial Reporting and Benchmarking, Tampa International Airport
 - b. Understand the correlation between passenger growth with "strength of market economy", and forecasted results over the next 12 months (15 minutes) – Walt Matwijec, Vice President, Continuous Improvement, Nashville International Airport
 - c. Q&A (10 minutes)
 2. Disclaimer language on all ACI-NA surveys – Tom Devine, General Counsel, ACI-NA

12:15pm – 1:30pm **Joint Buffet Lunch**
Springs Patio

- 1:30pm – 2:30pm **Financial Implications of FAA Matters Working Group**, Chaired by Scott Brickner, Vice President, Finance and Asset Management/Treasurer, San Diego County Regional Airport Authority
1 CPE Credit
1. FAA Update, Elliott Black, Director, Office of Airport Planning and Programming (APP-1), Federal Aviation Administration & Randy Fiertz, Airport Regional Director, Northwest Region, FAA

2:30pm – 2:45pm **Break**

- 2:45pm – 4:00pm **Finance Committee Meeting**, chaired by Andy Rountree, Vice President for Finance and Chief Financial Officer, Metropolitan Washington Airports Authority
1.5 CPE Credits
1. Welcome and Opening Remarks (5 minutes)
 2. ACI-NA Legislative Update – Annie Russo, Vice President, Government and Political Affairs, ACI-NA (20 minutes)
 3. Capital Market Overview – DJ Mehigan, Managing Director, Raymond James (20 minutes)
 4. Canadian Update – Catherine Kloepfer, Senior Vice President /Corporate Services & CFO, Winnipeg Airports Authority Inc. (15 minutes)
 5. ACI World Economics Committee Update – Cindy Nichol, CFO, Port of Portland, Chair, ACI World Economics Committee (10 minutes)
 6. Open Discussion and Announcement of 2017 Event Schedule (remaining time)

4:15pm – 5:00pm **Finance Committee Steering Group Meeting**

5:00pm – 6:30pm **Networking Lounge Grand Opening and Welcome Reception**
Salon 1-7

Tuesday, April 25, 2017

8:00am – 4:30pm **Registration**
Foyer

8:00am – 9:15am **Breakfast in Networking Lounge**
Salon 1-7

9:15am – 9:30am **Welcome and Opening Remarks**
Salon 8-14

Speakers: Thomas P. Nolan, Executive Director, Palm Springs International Airport
William R. Vanecek, Chair, ACI-NA and Director of Aviation, Buffalo Niagara International Airport

9:30am – 10:45am
Salon 8-14
1.5 CPE Credit

Keynote Speaker: Jim Knight, Business Culture Catalyst and Former Hard Rock International Executive & Author of *Culture That Rocks!*

Learn from the acclaimed author of *Culture That Rocks!* how people-oriented businesses can achieve rock star status. Sharing lessons from his more than 30-year career in hospitality training, Jim Knight will provide thought-provoking and refreshingly candid advice on organizational culture, customer service, employee branding, building teams, performance management, philanthropy and facilitation training.

10:45am – 11:15am
Desert 1-7

Networking Break

11:15am – 12:30pm
Salon F
1.5 CPE Credits

Session 1C: Disruptive Business Trends: Implications for Airport Operations and Finance

Transportation Network Companies (TNCs), other ridesharing businesses, self-service airline technological trends, sensing technologies (beacons, Bluetooth, and Wi-Fi), and airport apps have created both opportunities and challenges for airports in managing finances, facilities, and operations. Future trends that could be disruptive to airports might include drone package deliveries, personal airborne transportation systems (PATS), and autonomous vehicles. How can airports best address and capitalize on these trends? Learn from a panel that's lived through these changes and continues to seek the best solutions posed by these game changing market dynamics.

Moderator: Sheri Emico, Director, LeighFisher

Speakers: Dale Kirby, Vice President Sales, North America, SITA
Tyler Maheu, C.M., Aviation Superintendent, Operations – Ground Transportation, Phoenix Sky Harbor International Airport
Steve Willer, Business Development Manager, AirMap

12:30pm – 2:00pm
Salon 1-7
2:00pm – 3:15pm
Salon F
1.5 CPE Credits

Lunch in Networking Lounge

Session 2C: Strategic Capital Investment Decisions

As existing airport infrastructure continues to age and traffic volumes continue to rise, airport operators face decisions about how much to invest in maintaining physical assets, renovating facilities, and/or building new facilities. This session will look at ways to make those decisions strategically, provide approaches to getting stakeholder buy-in, and explore tools to help you get there. Questions to be addressed include:

- How can you sell your capital improvement program to the airlines and your community in tough economic times?
- How do you go through the decision-making process? What are the parameters to consider? Are hurdle rate policies effective? How do you evaluate capital projects?
- How do you programmatically maintain your physical assets?
- What financing tools do you use for different projects?

Moderator: Sylvia Ambrogio, Airport Chief Administrative Officer, Finance & Administration, Department of Airports, Sacramento County Airport System

Speakers: Elliott Black, Director, Office of Airport Planning and Programming (APP-1), Federal Aviation Administration
Roy Block, President, RW Block Consulting, Inc.
Sharon Sarmiento, Ph.D., Principal, Unison Consulting, Inc.

3:15pm – 3:45pm
Salon 1-7

Networking Break

3:45pm – 5:00pm
Salon F
1.5 CPE Credits

Session 3C: The Importance of Investor Outreach: Benefits of Directly Engaging with the Investor Community

In the current airport finance landscape, the value of proactively engaging with investors is greater than ever. This session will explore tips and strategies for an effective investor relations program and discuss best practices for providing information to investors.

Moderator: Nadine Mentor, Managing Director, Samuel A. Ramirez & Co., Inc.

Speakers: Marshall Kitain, Executive Director, Head of Credit Analysis & Investor Marketing, J.P. Morgan Securities LLC
Kevin Kone, Managing Director, Finance, San Francisco International Airport
Kathleen Sharman, Chief Financial Officer, Greater Orlando Aviation Authority
Michael Shepard, Vice President & Senior Transportation Credit Analyst, Franklin Funds
Anna Tenaglia, Director of Treasury, Massachusetts Port Authority

Wednesday, April 26, 2017

8:00am – 1:00pm

Registration

Foyer

8:00am – 8:45am

Breakfast in Networking Lounge

Salon 1-7

8:45am – 10:00am

General Session: Roundtable with Airlines

Salon 8-14

1.5 CPE Credits

Moderators: Randy Bush, CFO, Columbus Regional Airport Authority
Tatiana Starostina, Manager, Financial Planning, Oakland International Airport

Panelists: DJ Anderson, Director, Properties, American Airlines
Donnell Harvey, Regional Director, Corporate Real Estate, Delta Air Lines
Mike McNaney, Vice President - Industry, Corporate & Airport Affairs, WestJet

This session features representatives from airlines who will share their perspectives on many issues including industry growth projections, airport privatization and public/private partnerships, new trends in airport-airline agreements, airline input into airport capital programs and much more. And, of course, we'll look to airports in the audience for their questions and discussion with our airline panelists.

10:00am – 10:30am

Networking Break

Salon 1-7

10:30am – 12:30pm

Airport Roundtable by Hub Size

2 CPE Credits

Directors 1

Large Hub Roundtable

Facilitators: Greg Richardson, Assistant General Manager, City of Atlanta Department of Aviation
Hartsfield-Jackson Atlanta International Airport
Max Underwood, Vice President, Finance, Dallas/Fort Worth International Airport

This roundtable will discuss the following questions:

1. Given recent history with interest rate environment what strategies are you employing to hedge or mitigate expected increase in interest rates?
2. What recent strategies have been successful in getting PFC applications through the FAA process?
3. Does today's outlook/complexity for the AMT, non-AMT, Taxable bond market change the characteristics of your future bond issuances?
4. Are you prepared for the next economic downturn? How have you attempted to

- mitigate your exposure?
5. How have you seen your airport/airport industry respond/react to airline mergers over the past 10 years?
 6. Time permitting, discuss the impact of TNCs at your airport (this topic will be discussed in earlier Finance Session)
 7. Other pertinent topics as directed by participants

Directors 2 **Medium Hub Airport Roundtable**

Facilitators: Sylvia Ambrogio, Airport Chief Administrative Officer, Finance & Administration, Department of Airports, Sacramento County Airport System
 Brian McGonagle, Department Director of Finance, Lee County Port Authority Southwest Florida

This roundtable will focus on the following issues:

1. Now that passengers are growing, what's working for your Airport?
2. Are there new trends to grow nonairline revenues?
3. TNC's – How are they impacting your airport?
4. Preparing for the GASB Exposure Draft: Leases. What should we expect?
5. Preparing the CIP is an ongoing effort. What works and what doesn't?
6. How many cost centers are enough? What is the best way to amortize costs to airlines?
7. Sustainability – How are you grooming the next generation of leaders.
8. What is your airport doing to grow air service development? Does a marketing incentive program really work?

Directors 3 **Small/Non Hub Airport Roundtable**

Facilitators: Dave Armstrong, Finance Director, Spokane International Airport
 John Schubert, CPA, Senior Director of Finance and IT, Tucson Airport Authority

Given the staffing constraints and different organization models at the small and non-hub airport, how are you handling these specific topics?

1. What does your Capital Improvement Plan (CIP) process look like including grant and PFC applications? Do you have an annual process?
2. What do you report to your board or governing body? And in what format do you report?
3. Where are you in terms of PCI Compliance, Network Security issues, and Cyber Insurance or other risk management techniques?
4. What is YOUR key issue this year?
5. Please be prepared to discuss these, and any other, topics presented by your colleagues.

Directors 4 **Canadian Airport Roundtable**

Facilitator: Rob Malli, Chief Financial Officer & Vice President, Strategy and Corporate Services, Edmonton Regional Airports Authority

This roundtable will focus on the following issues:

1. Canadian airports privatization & CTA review – update and discussion
2. AIF MOA and airline consultative process – roundtable
3. Fort McMurray update – lessons learned regarding insurance and operations
4. ACI World Economics and Finance conference / committee update

12:30pm – 2:00pm
 Springs Patio

Lunch in Networking Lounge

2:00pm - 5:00pm
Salon F
3 CPE Credits

Airport Financial Benchmarking Workshop

Benchmarking, and understanding an airport's results in the context of its peers, are key to identifying strengths and weaknesses in an airport's performance. This session will allow airports who have completed the ACI-NA Benchmarking survey or the FAA's annual Form-127 Survey for FY2016 results to understand where they rank across multiple commercial metrics with their airport peers through airport-specific analysis provided by Walt Matwijec and Lisa Lankford from Nashville International Airport.

Airports that have not completed either of the surveys and non-airport conference attendees are also welcome to participate in the interactive discussion. After a brief introductory presentation, session attendees will break up into three groups: large hub airports, medium hub airports, and small airports. The individual discussions will revolve around each group's results and factors driving best-in-class performance across the major metrics.

1. Summary presentation on the latest 12-month results of the Financial Benchmarking Survey – Ann Davis, Director of Finance & Tony Conza, Manager of Financial Reporting and Benchmarking, Tampa International Airport
2. Airport roundtable breakout facilitated by Walt Matwijec, Assistant Vice-President – Continuous Improvement, Nashville International Airport; and Lisa Langford, Project Manager – Continuous Improvement, Nashville International Airport

Directors 1
Directors 2
Directors 3

- Large hub airports
- Medium hub airports
- Small airports

5:30pm – 6:00pm Awards Gala Reception (business or cocktail attire suggested)

Springs Patio

6:00pm – 9:00pm Awards Gala Dinner (business or cocktail attire suggested)

Dessert 8-14

Continuing Professional Education (CPE) Information

Conference workshops are all Group-Live.

Not all of the sessions at this conference are eligible for CPE credits. Please check the individual session you wish to attend to ascertain the number of credits available.

Conference Learning Objectives: Participants will gain an understanding of various airport business practices and learn techniques to monitor and audit various activities. Workshops will focus on tips to improve practices and will discuss approaches used by various airports.

Course Level: The course level is intermediate. Conference workshops are designed for individuals with a basic understanding of airport industry concepts and issues.

Prerequisite: No prerequisites and/or advance preparation is required.

Conference participants are eligible to receive up to 18 hours of Finance CPE credits.



ACI-NA is registered with the National Association of State Boards of Accountancy (NASBA) as a sponsor of continuing professional education on the National Registry of CPE Sponsors. State boards of accountancy have final authority on the acceptance of individual courses for CPE credit. Complaints regarding registered sponsors may be addressed to the National Registry of CPE Sponsors, 150 Fourth Avenue North, Nashville, TN 37219-2417. Telephone: 615-880-4200. Website: www.nasba.org

For more details or questions, please contact Liyng Gu at lgu@aci-na.org.

**SAN DIEGO COUNTY REGIONAL AIRPORT AUTHORITY
TRAVEL EXPENSE REPORT**

(To be completed within 30 days from travel return date)

TRAVELER: Amy Gonzalez DEPT. NAME & NO. General Counsel
 DEPARTURE DATE: 7/13/2017 RETURN DATE: 7/14/2017 REPORT DUE: 8/13/17
 DESTINATION: Chicago, IL

Please refer to the Authority Travel and Lodging Expense Reimbursement Policy, Article 3, Part 3.4, Section 3.40, outlining appropriate reimbursable expenses and approvals. Please attach all required supporting documentation. All receipts must be detailed, (credit card receipts do not provide sufficient detail). Any special items should be explained in the space provided below.

	Authority Expenses (Prepaid by Authority)	Employee Expenses							TOTALS
		SUNDAY	MONDAY	TUESDAY	WEDNESDAY	THURSDAY	FRIDAY	SATURDAY	
Air Fare, Railroad, Bus (attach copy of itinerary w/charges)	506.50					7/13/17	7/14/17	7/16/17	0.00
Conference Fees (provide copy of flyer/registration expenses)									0.00
Rental Car*									0.00
Gas and Oil*									0.00
Garage/Parking*									0.00
Mileage - attach mileage form*									0.00
Taxi and/or Shuttle Fare (include tips pd.)*						57.25	3.00		60.25
Hotel*						233.63			233.63
Telephone, Internet and Fax*									0.00
Laundry*									0.00
Tips - separately paid (maids, bellhop, other hotel svcs.)									0.00
Meals (include tips pd.)	Breakfast*								0.00
	Lunch*								0.00
	Dinner*								0.00
	Other Meals*								0.00
<i>Meals is a non-reimbursable expense</i>									
Hospitality ¹ *									0.00
Miscellaneous									0.00
Baggage fee									0.00
*Provide detailed receipts									0.00
Total Expenses prepaid by Authority	506.50	0.00	0.00	0.00	0.00	290.88	3.00	0.00	293.88

Explanation: No other receipts were provided for this travel report.	Total Expenses Prepaid by Authority	506.50
	Total Expenses Pd. by Employee (including cash advances)	293.88
	Grand Trip Total	800.38
	Less Cash Advance (attach copy of Authority ck)	
	Less Expenses Prepaid by Authority	506.50
	Due Traveler (positive amount)²	
Due Authority (negative amount)³	293.88	
<i>Note: Send this report to Accounting even if the amount is \$0.</i>		

I as traveler or administrator acknowledge that I have read, understand and agree to Authority policies 3.40 - Travel and Lodging Expense Reimbursement Policy⁴ and 3.30 - Business Expense Reimbursement Policy⁵ and that any purchases/claims that are not allowed will be my responsibility. I further certify that this report of travel expenses were incurred in connection with official Authority business and is true and correct.

⁴Travel and Lodging Expense Reimbursement Policy 3.40 ⁵Business Expense Reimbursement Policy 3.30

Prepared By: Kendy Rios Ext.: X2424
 Traveler Signature: *Amy Gonzalez* Date: 7/28/17
 Approved By: _____ Date: _____

AUTHORITY CLERK CERTIFICATION ON BEHALF OF EXECUTIVE COMMITTEE (To be certified if used by President/CEO, Gen. Counsel, or Chief Auditor)

I, _____ hereby certify that this document was approved by the Executive Committee at its _____ meeting.
 (Please leave blank. Whoever clerk's the meeting will insert their name and title.)
 (Leave blank and we will insert the meeting date.)

Failure to attach required documentation will result in the delay of processing reimbursement. If you have any questions, please see your department Administrative Assistant or call Accounting at ext. 2806.

**SAN DIEGO COUNTY REGIONAL AIRPORT AUTHORITY
OUT-OF-TOWN TRAVEL REQUEST**

GENERAL INSTRUCTIONS:

- A. All travel requests must conform to applicable provisions of Policies 3.30 and 3.40.
- B. Personnel travelling at Authority expense shall, consistent with the provisions of Policies 3.30 and 3.40, use the most economical means available to affect the travel.

1. TRAVELER:

Travelers Name: Amy Gonzalez Dept: 15
 Position: Board Member President/CEO Gen. Counsel Chief Auditor
 All other Authority employees (does not require executive committee administrator approval)

2. DATE OF REQUEST: 6/22/17 **PLANNED DATE OF DEPARTURE/RETURN:** 7/14/17 | 7/14/17

3. DESTINATIONS/PURPOSE (Provide detailed explanation as to the purpose of the trip— continue on extra sheets of paper as necessary):

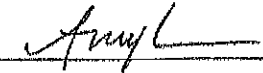
Destination: Chicago, IL Purpose: Legal Steering Committee
 Explanation: Legal Steering Committee

4. PROJECTED OUT-OF-TOWN TRAVEL EXPENSES

A. TRANSPORTATION COSTS:


• AIRFARE	\$ 600.00
• OTHER TRANSPORTATION (Taxi, Train, Car Rental)	\$ 0.00
B. LODGING	\$ 0.00
C. MEALS	\$ 60.00
D. SEMINAR AND CONFERENCE FEES	\$
E. ENTERTAINMENT (If applicable)	\$
F. OTHER INCIDENTAL EXPENSES	\$
TOTAL PROJECTED TRAVEL EXPENSE	\$

CERTIFICATION BY TRAVELER By my signature below, I certify that the above listed out-of-town travel and associated expenses conform to the Authority's Policies 3.30 and 3.40 and are reasonable and directly related to the Authority's business.

Travelers Signature:  Date: 6/22/17

CERTIFICATION BY ADMINISTRATOR (Where Administrator is the Executive Committee, the Authority Clerk's signature is required).

- By my signature below, I certify the following:
1. I have conscientiously reviewed the above out-of-town travel request and the details provided on the reverse.
 2. The concerned out-of-town travel and all identified expenses are necessary for the advancement of the Authority's business and reasonable in comparison to the anticipated benefit to the Authority.
 3. The concerned out-of-town travel and all identified expenses conform to the requirements and intent of Authority's Policies 3.30 and 3.40.

Administrator's Signature:  Date: 6/22/17

AUTHORITY CLERK CERTIFICATION ON BEHALF OF EXECUTIVE COMMITTEE

I, _____, hereby certify that this document was approved
 (Please leave blank. Whoever clerk's the meeting will insert their name and title.)
 by the Executive Committee at its _____ meeting.
 (Leave blank and we will insert the meeting date.)



Traveltrust Corporation
 374 North Coast Hwy 101, Suite F
 Encinitas, CA 92024
 Phone: (760) 635-1700



Monday, 26 JUN 2017 05:50 PM EDT

Passengers: AMY GONZALEZ (15)

Agency Reference Number: SDOJPZ

Click here to view your current Itinerary or ETicket receipt on-line: tripcase.com

American Airlines Confirmation SDOJPZ

Please review your itinerary and report any discrepancies to Traveltrust within 24hrs of receipt
 Be sure to visit www.traveltrust.com for additional travel information

TRAVELTRUST STRONGLY RECOMMENDS CHECKING IN
 ONLINE WITH YOUR AIRLINE AT LEAST 24 HOURS PRIOR TO
 EACH FLIGHT FOR THE MOST CURRENT TIMES AND ALERTS

AIR Thursday, 13 JUL 2017

American Airlines	Flight Number: 2624	Class: L-Coach/Economy
From: San Diego CA, USA	Depart: 03:50 PM	
To: Chicago O'Hare IL, USA	Arrive: 09:59 PM	
Stops: Nonstop	Duration: 4 hour(s) 9 minute(s)	
Seats: 28D	Status: CONFIRMED	Miles: 1719 / 2750 KM
Equipment: Boeing 737-800 Jet	MEAL: FOOD FOR PURCHASE	
DEPARTS SAN TERMINAL 2 - ARRIVES ORD TERMINAL 3		
American Airlines Confirmation number is SDOJPZ		

AIR Friday, 14 JUL 2017

American Airlines	Flight Number: 1228	Class: L-Coach/Economy
From: Chicago O'Hare IL, USA	Depart: 08:20 PM	
To: San Diego CA, USA	Arrive: 10:32 PM	
Stops: Nonstop	Duration: 4 hour(s) 12 minute(s)	
Seats: 16C	Status: CONFIRMED	Miles: 1719 / 2750 KM
Equipment: Boeing 737-800 Jet	MEAL: FOOD FOR PURCHASE	
DEPARTS ORD TERMINAL 3 - ARRIVES SAN TERMINAL 2		
PREMIUM SEAT NONREFUNDABLE		
American Airlines Confirmation number is SDOJPZ		

THIS TICKET IS NON-REFUNDABLE AND MUST BE USED FOR
 THE FLIGHTS BOOKED, IF THE RESERVATION IS NOT USED
 OR CANCELLED BEFORE THE DEPARTURE OF YOUR FLIGHTS
 IT MAY HAVE NO VALUE. CONTACT TRAVELTRUST BEFORE
 YOUR OUTBOUND FLIGHT IF CHANGE IS NECESSARY.
 AMERICAN AIRLINES CONFIRMATION NUMBER - SDOJPZ
 FOR EMERGENCY SERVICE FROM UNITED STATES - 888-221-6043

Ticket/Invoice Information

Ticket for: AMY GONZALEZ
Date issued: 6/26/2017 Invoice Nbr: 5429067
Ticket Nbr: AA8632196248 Electronic Tkt: Yes Amount: 454.40 USD
Base: 396.28 US Tax: 29.72 USD XT Tax: 28.40 USD
Charged to: AX*****

Ticket for: AMY GONZALEZ
Ticket Nbr: AA4573435576 Electronic Tkt: No
Date issued: 6/26/2017 Amount: 22.10 USD
Base: 22.10 Tax: 0.00
Charged to: AX*****

Service fee: AMY GONZALEZ
Date issued: 6/26/2017
Document Nbr: XD0706449926 Amount: 30.00
Charged to: AX*****

Total Tickets: 476.50
Total Fees: 30.00
Total Amount: 506.50

Click here 24 hours in advance to obtain boarding passes:
[American](#)

Click here to review Baggage policies and guidelines:
[American](#)

TSA Guidance- a government issued photo id is needed for checkin.
Please allow minimum 3 hour check-in for International flights and 2 hours for Domestic.
For Additional security information visit www.tsa.gov.

Thank you for choosing Traveltrust!
Our Business Hours are 2am-5:30pm Pacific Monday - Friday.
Saturday from 9am-1pm Pacific.
For EMERGENCY AFTERTHOURS assistance in the US, please call 888-221-6043 and use VIP Code SJE72.
You can also use the Direct Dial Number 682-233-1914 or the collect number 682-647-0061.
Each call is billable at a minimum \$25.00 per call/reservation

The Westin Chicago River North
 320 North Dearborn St.
 Chicago, IL 60654
 United States
 Tel: 312-744-1900 Fax: 312-527-2650



Amy Gonzalez
 TRAVEL ASSOCIATES
 FG13AC - Foley and Lardner LLP - Ju Att

Page Number : 2 Invoice Nbr : 531167
 Guest Number : 4071587
 Folio ID : A
 Arrive Date : 13-JUL-17 22:42
 Depart Date : 14-JUL-17 08:24
 No. Of Guest : 1
 Room Number : 1907
 Club Account :

FIND CLARITY, BOOST HAPPINESS - Like a gym membership for your mind, Headspace gives you simple tools to feel happier, work smarter and sleep better. Get some Headspace at westin.com/headspace

As a Starwood Preferred Guest, you could have earned 398 Starpoints for this visit. Please provide your member number or enroll today.

Tell us about your stay. www.westin.com/reviews

EXPENSE SUMMARY REPORT

Currency: USD

Date	Room	Tax	Food/Bev	Phone/Int	Other	Total	Payment
07-13-2017	199.00	32.64	0.00	0.00	1.99	233.63	0.00
07-14-2017	0.00	0.00	0.00	0.00	0.00	0.00	-233.63
Total	199.00	32.64	0.00	0.00	1.99	233.63	-233.63

Signature _____

Gonzalez Amy

From: Dispatch Taxi via Square <receipts@messaging.squareup.com>
Sent: Thursday, July 13, 2017 8:44 PM
To: Gonzalez Amy
Subject: Receipt from Dispatch Taxi

*Cab from O'Hare to
Wes h's*

Square automatically sends receipts to the email address you used at any Square seller. [Learn more](#)



\$57.25

Custom Amount \$57.25

Total \$57.25

Visa [REDACTED] (Keyed) Jul 13
[REDACTED] 2017
at
10:38
PM
#8vr2
Auth
code:
013021

© 2017 Square, Inc.

1455 Market Street, Suite 600

San Francisco, CA 94103

[Square Privacy Policy](#) [Not your receipt?](#)

[Manage preferences](#) for digital receipts



* RECEIPT *
* NOT VALID FOR TRAVEL *

Blue Line
Thompson Center
TVM #: TVM07001
Fri 14 Jul 17 03:25PM

Payment Type: Debit

Purchase:
New card fee: \$ 0.50
Single Ride Ticket \$ 2.
50

Purchase Amount: \$ 3.00

Ticket #: ***** 7760

Debit Card #: *****

Auth #:
Ref #: 000001123790
Transaction #: 0000029936

For Terms and Conditions
please visit the website
below or call
877-669-8368.

www.VentraChicago.com

ORIGINAL

* RECEIPT *
* NOT VALID FOR TRAVEL *

Blue Line
Thompson Center
TVM #: TVM07001
Fri 14 Jul 17 03:25PM

Payment Type: Debit

Purchase:
New card fee: \$ 0.50
Single Ride Ticket \$ 2.50

Purchase Amount: \$ 3.00

Ticket #: ***** 7760

Debit Card #: *****

Auth #:

Ref #: 000001123790

Transaction #: 0000029936

For Terms and Conditions
please visit the website
below or call
877-669-8368.

www.VentraChicago.com

copy

ACI-NA Legal Committee Steering Group Meeting Agenda
July 13-14 Chicago, IL
Foley & Lardner Offices
Call-in Number: (415) 655-0002
Access Code: 460 346 62

Thursday July 13

2:45-3:00 PM Meet for Tour of Art Institute of Chicago. <http://www.artic.edu/> Meet at the north side Modern Wing entrance.

6:30 PM Steering Group Dinner at Terzo Piano (the restaurant at the Art Institute)

Friday July 14

Steering Group Meeting

Foley & Lardner

321 North Clark St., Chicago, 28th Floor

(The Westin is attached to the office building by a walkway. You'll need to present ID at the security desk & be issued a pass to enter the building)

8:00-9:00 AM Breakfast (Bagels, fruit, yogurt, beverages), provided by Foley.

9:00 AM Meeting

I. Welcome, Introductory Remarks by Leadership:

Chair: Pierre Gagnon

Vice Chair: Ann Morgan

Immediate Past Chair: Ray Ilgunas

II. Consideration of Current and Upcoming Vacancies on Steering Group and Potential New Members.

Link to Steering Group Standards:

http://aci-na.org/sites/default/files/2015_legal_committee_steering_group_participation_plan.pdf

1. **Upcoming Vacancies –**
 - a. 3 U.S. (Retirements of Tom Anderson, Bob Watson and Carlene McIntyre).
Discussion led by Pierre and Ann.
2. Associate Position, when Dave Bannard's term expires. Discussion led by Pierre and Ann.
3. Any additional upcoming retirements from the Steering Group?

8:30 AM – 10:00 AM Session
10 am- 10:15 -- AM Break (ACI-NA General break is from 10:00 to 10:30)
10:15 AM – 12:15 PM Session
12:15 -- 1:15 Networking Lunch
1:15– 2:45 PM Afternoon Session
2:45 -- 3:00 PM Afternoon Break (ACI-NA Break is 2:45 pm – 3:15 pm)
3:00 -- 5:30 PM Session

Sunday, September 17

8:00 – 9:00 AM Continental Breakfast
9:00 AM -- Noon Morning Session
10:00-10:15 Morning Break (ACI-NA General Break is from 10:00 to 10:30)
Noon – 1:00 PM Lunch
1:00 PM – 2:30 PM Session
2:30 PM – 2:45 PM Afternoon Break
2:45 PM – 4:45 PM Session

BUSINESS EXPENSE

KIMBERLY J BECKER

**SAN DIEGO COUNTY REGIONAL AIRPORT AUTHORITY
BUSINESS EXPENSE REIMBURSEMENT REPORT**

May-July 2017

Period Covered

DATE	G/L Account	Description	AMOUNT
5/25/2017	66290	Parking for SD Chamber of Commerce Meeting	\$ 20.00
5/25/2017	66290	Parking for SDTA Golden Watchdog & Fleece Awards	\$ 5.00
6/22/2017	66290	Parking for SD Chamber of Commerce Meeting	\$ 18.00
6/22/2017	66240.100	Lunch with COO of San Diego Chamber of Commerce at Coasterra	\$ 57.60
6/22/2017	66290	Parking for meeting at SANDAG	\$ 15.00
6/26/2017	66290	Parking for meeting with CEO of SD Convention Center	\$ 10.00
6/27/2017	66290	Parking for Downtown SD Partnership Meeting	\$ 22.00
7/24/2017	66290	Lyft ride to P3 Conference in San Diego	\$ 9.25
7/24/2017	66290	Lyft ride from P3 Conference in San Diego	\$ 9.25
7/25/2017	66290	Lyft ride to P3 Conference in San Diego	\$ 9.25
7/25/2017	66290	Lyft ride from P3 Conference in San Diego	\$ 9.25
TOTAL			\$184.60

I acknowledge that I have read, understand and agree to Authority *Policy 3.30 - Business Expense Reimbursement Policy and that any purchases that are not allowed will be my responsibility. I further certify that this report of business expenses were incurred in connection with official Authority business and is true and correct.

* Policy 3.30

Kimberly J Becker

NAME Kimberly Becker

DATE 7/28/2017

APPROVED:

NAME

DATE

**BUSINESS EXPENSE RECEIPTS FOR KIMBERLY J. BECKER
MAY - JULY, 2017**

CHAMBER OF COMMERCE
SYMPHONY TOWERS VALET
AMPCO SYSTEM PARKING
UNIT 2 BOARD
MTG.

SALE

MID: 6257 Store: 0001 Term: 0002
REF#: 00000001
Batch #: 198 RRN: 714519603642
05/25/17 08:42:25
Trans ID: 0625MVEN8FIOT
APPR CODE: 067792
MASTERCARD Chip

AMOUNT **\$20.00**

APPROVED

CAPITAL ONE
AID: A0000000041010
TVR: 00 00 00 80 00
TS: E8 00

CUSTOMER COPY

CHAMBER BOARD MTG
IRVINE COMPANY
Since 1861

Full Statement

P/S #03 A Payment No. 00000202
T/D #01 Ticket No. 046540
Entry Time 06/22/2017 (Thu) 7:03
Exit Time 06/22/2017 (Thu) 8:48
Parking Time 1:43
Parking Fee Rate A \$18.00

MasterCard
Account # *****
Slip # 26713
Auth Code 628674
Credit Card Amount \$18.00
Cash Amount \$0.00

Total **\$18.00**
Thank You for Your Visit
Please Come Again!

SOTA GOLDEN WATCHDOG
AWARDS
DOWNTOWN S.D.

ACE LOT 1068
SAN DIEGO CA
THANK YOU
HAVE A NICE DAY
Rcpt#: 4889
05/25/17 21:06 LH 1 AM 2 Txn# 37204
05/25/17 18:01 In 05/25/17 21:06 Out
Lost Fee 05 \$ 5.00
Total Fee \$ 5.00
CASH PAID \$ 5.00
Cash Tender \$ 5.00
Change Due \$ 0.00

Mtg w/ Gary
G. Hayes

WELCOME TO ACE PARKING
LOT 28 S-04
2 HOUR PARKING

THIS IS YOUR RECEIPT
Meter: 50854405-3010920
Trans: 030377
Purchase Time:
1:53PM JUN 22 17
SPACE: 040
Price **\$15.00**
Card: *****
Auth: 683821

PERMIT EXPIRES:
**3:53PM THU
JUN 22 2017**

NO IN/OUT PRIVILEGES
THANKS FOR PARKING
WITH ACE. QUESTIONS
CALL: 800-925-7275

THIS IS YOUR RECEIPT

**BUSINESS EXPENSE RECEIPTS FOR KIMBERLY J. BECKER
MAY - JULY, 2017**

Lunch w/ Chamber
Aimee Falsetti
 COO OF SD CHAMBER
 OF CONNECTICUT
 Coasterra
 GM: Charles Schmidt
 880 Harbor Island Drive
 San Diego, CA 92101
 619-814-1300

MTG w/ PRESIDENT OF
Receipt CONVENTION
 CTR.
 880 Harbor Island Drive
 San Diego, CA 92101

Sale

Server: Kendra	06/22/2017
410/1	1:20 PM
Guests: 2	150001
Reprint #: 1	
Iced Tea (2 @3.95)	7.90
Coconut-Lime Shrimp Tacos	18.00
Lunch Swordfish Veracruz	26.00
Complete Subtotal	51.90
Subtotal	51.90
Tax	4.14
3% Surcharge*	1.56
Total	57.60
Balance Due	57.60

Receipt # [REDACTED] 39006400
 Arrived: 26 Jun 2017 06:13 PM
 Paid: 26 Jun 2017 07:09 PM
 Ticket Number: 151139
 Payment Method: MasterCard [REDACTED]
 Approval Code: 1588452911
 Outlet Fee: \$7.00
 Tip: \$3.00
 Total: **\$10.00**

We appreciate your business.
 Thank you for parking with us

IRVINE COMPANY
 Since 1864
DOWNTOWN SD PARTNERSHIP
MTG (SPOKE)
Full Statement

P/S #03 A Payment No. 00000058
 T/D #01 Ticket No. 045980
 Entry Time 06/27/2017 (Tue) 8:55
 Exit Time 06/27/2017 (Tue) 9:04
 Parking Time 2:09
 Parking Fee Rate A \$22.00

MasterCard
 Account # *****[REDACTED]
 Slip # 25821
 Auth Code 05845Z
 Credit Card Amount \$22.00
 Cash Amount \$0.00

Total \$22.00
 Thank You for Your Visit
 Please Come Again!

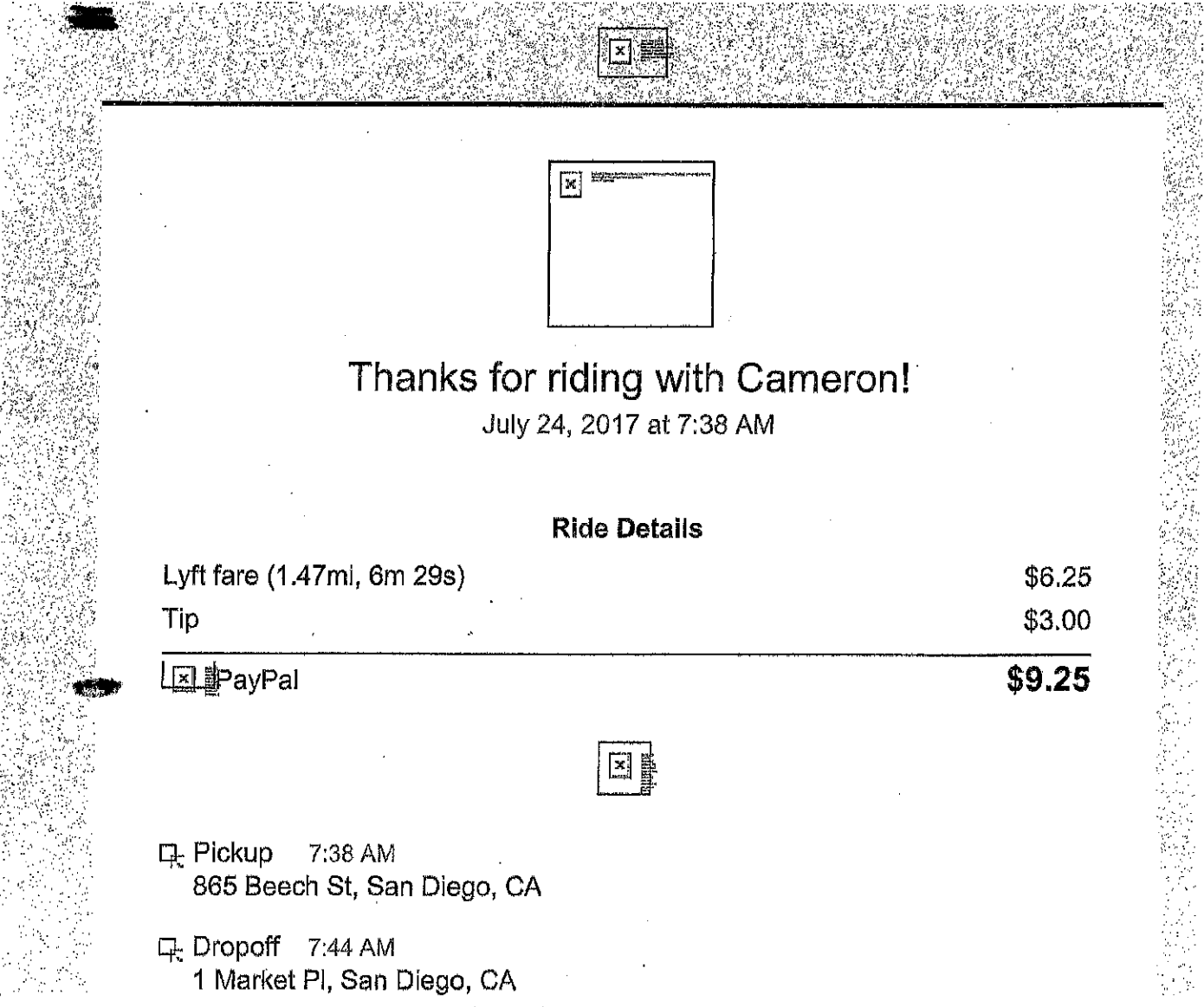
Becker Kimberly

From: Kim Becker <[REDACTED]>
Sent: Thursday, July 27, 2017 4:21 PM
To: Becker Kimberly
Subject: Fwd: Your ride with Cameron on July 24

To P3 Conference Day 1


Begin forwarded message:


From: Lyft Ride Receipt <no-reply@lyftmail.com>
Date: July 24, 2017 at 7:46:08 AM PDT
To: [REDACTED]
Subject: Your ride with Cameron on July 24



Thanks for riding with Cameron!
July 24, 2017 at 7:38 AM

Ride Details

Lyft fare (1.47mi, 6m 29s)	\$6.25
Tip	\$3.00
 PayPal	\$9.25



Pickup 7:38 AM
865 Beech St, San Diego, CA

Dropoff 7:44 AM
1 Market Pl, San Diego, CA


Becker Kimberly

From: Kim Becker [REDACTED]
Sent: Thursday, July 27, 2017 4:20 PM
To: Becker Kimberly
Subject: Fwd: Your ride with Marissa on July 24

Return from P3 Day 1

Begin forwarded message:


From: Lyft Ride Receipt <no-reply@lyftmail.com>
Date: July 24, 2017 at 10:14:17 PM PDT
To: [REDACTED]
Subject: Your ride with Marissa on July 24




Thanks for riding with Marissa!

July 24, 2017 at 10:04 PM

Ride Details

Lyft fare (1.73mi, 7m 18s)	\$4.00
Service fee	\$2.25
Tip	\$3.00
<hr/>	
 PayPal	\$9.25



 Pickup 10:04 PM
501 Pacific Hwy, San Diego, CA

Becker Kimberly

From: Kim Becker <[REDACTED]>
Sent: Thursday, July 27, 2017 4:19 PM
To: Becker Kimberly
Subject: Fwd: Your ride with Cameron on July 25

To P3 Conference Day 2

Begin forwarded message:

From: Lyft Ride Receipt <no-reply@lyftmail.com>
Date: July 25, 2017 at 8:19:48 AM PDT
To: kbeckersj@yahoo.com
Subject: Your ride with Cameron on July 25



Thanks for riding with Cameron!

July 25, 2017 at 8:07 AM

Ride Details

Lyft fare (1.38mi, 9m 53s)	\$6.25
Tip	\$3.00
<hr/>	
PayPal	\$9.25



- Pickup 8:07 AM
856 Beech St, San Diego, CA
- Dropoff 8:17 AM
547 Kettner Blvd, San Diego, CA

Becker Kimberly


From: Kim Becker [REDACTED]
Sent: Thursday, July 27, 2017 4:18 PM
To: Becker Kimberly
Subject: Fwd: Your ride with Zjoncarlo on July 25

Return from P3 Conference

Day 2

Begin forwarded message:

From: Lyft Ride Receipt <no-reply@lyftmail.com>
Date: July 25, 2017 at 4:02:13 PM PDT
To: [REDACTED]
Subject: Your ride with Zjoncarlo on July 25



Thanks for riding with Zjoncarlo!

July 25, 2017 at 3:29 PM

Ride Details

Lyft fare (1.56mi, 8m 0s)	\$4.00
Service fee	\$2.25
Tip	\$3.00
<hr/>	
PayPal	\$9.25



Pickup 3:29 PM
2 Market Pl, San Diego, CA

APRIL BOLING

SAN DIEGO COUNTY REGIONAL AIRPORT AUTHORITY

2017


SDCRAA
AUG 08 2017
Corporate & Information Governance

MONTHLY MILEAGE and PARKING FEE REIMBURSEMENT REPORT

EMPLOYEE NAME C. April Boling		PERIOD COVERED July		
DEPARTMENT/DIVISION				
Date	Miles driven	Destination and purpose of trip	Parking fees & other transportation costs paid	\$\$\$
6/23/17		Toni Atkins Office/Meet & Greet w/Kim Becker		6.00
7/6/17	29.40	Airport/ALUC/Board Mtg.		
7/12/17	29.40	Airport/Sexual Harassment Training		
7/24/17	27.80	Manchester Grand Hyatt/P3 Airport Summit		40.00
7/25/17	27.80	Manchester Grand Hyatt/P3 Airport Summit		40.00
7/31/17	25.40	University Club/Meet w/Kim Becker		
SUBTOTAL	139.80			SUBTOTAL

Computation of Reimbursement

REIMBURSEMENT RATE: (see below) *	Rate as of January 2017	X	139.80
TOTAL MILEAGE REIMBURSEMENT			74.79
PARKING FEES/TOLL CHARGES (ATTACH RECEIPTS)			86.00
TOTAL REIMBURSEMENT REQUESTED			\$ 160.79

I acknowledge that I have read, understand and agree to Authority Policy 3.30 - Business Expense Reimbursement Policy and that any purchases/claims that are not allowed will be my responsibility. I further certify that this report of business expenses were incurred in connection with official Authority business and is true and correct. Business Expense Reimbursement Policy 3.30	
	
SIGNATURE OF EMPLOYEE	DEPT./DIV. HEAD APPROVAL

RECEIPT

061518


MANCHESTER GRAND HYATT
1 Market Place
San Diego, CA 92101



SOUTHLAND PRINTING - SHREVEPORT, LA.

852559

7903 07/24 08:04 07/24 17:48 \$40.00 7792



100.6234
4:21
07:54

RECEIPT

067902

MANCHESTER GRAND HYATT
1 Market Place
San Diego, CA 92101



SOUTHLAND PRINTING - SHREVEPORT, LA.

852559

3106 07/25 08:36 07/25 13:41 \$40.00 7792

630
1
60
835

MARK BURCHYETT

SAN DIEGO COUNTY REGIONAL AIRPORT AUTHORITY

BUSINESS EXPENSE REIMBURSEMENT REPORT


July 2017

Period Covered

DATE	G/L Account	Description	AMOUNT
7/14/17	66240	Annual audit planning retreat and department team building luncheon at the US Grant Hotel for the Office Chief Auditor staff that included Fred Bolger, Marnie Dale, Shane Ellis, Suzanne Olinzock, Scott Thein, Jared Torres, Callie Ullman, and Mark Burchyett.	\$243.57
TOTAL			\$243.57

I acknowledge that I have read, understand and agree to Authority *Policy 3.30 - Business Expense Reimbursement Policy and that any purchases that are not allowed will be my responsibility. I further certify that this report of business expenses were incurred in connection with official Authority business and is true and correct.

* Policy 3.30



NAME Mark A. Burchyett, Chief Auditor

7/26/17

DATE

APPROVED:

NAME

DATE

GRANT GRILL
326 Broadway
San Diego, CA 92101
Tel: (619) 232-3121

Grant Grill
The US Grant
San Diego

914880041 John T

Customer Copy

CHK 5459 TBL 46/1

1 Cup Soup 6.00 T1
1 Petite Greens 14.00 T1
1 Cup Mock 6.00 T1
1 Beets Salad 24.00 T1
Add \$ Catch
1 Salmon BLT 16.00 T1
1 Cup Mock 6.00 T1
1 Petite Greens 23.00 T1
Add \$ Catch
1 Cup Soup 6.00 T1
1 Roasted Chicken 17.00 T1
1 Petite Greens 20.00 T1
Add \$ Chicken
1 Salmon BLT 19.00 T1
1 Salmon BLT 19.00 T1
1 Coke 4.00 T1
1 Iced Tea 4.00 T1
1 Arnold Palmer 4.00 T1

\$188.00

Sales Tax \$14.57

Total Due: \$202.57

TIP: _____

TOTAL: _____

ROOM NO: _____

PRINT NAME _____

SIGNATURE: _____

Table # : 46 /1
Server : 914880041 John T
Merchant ID : 001060000019956540
Terminal ID : 1488401
Card No. : XXXXXX
Check No. : 5459
EntryMode : SWIPE
Card Type : VISA
Trans Type : SALE
Trans Time : 07/14/2017 13:40
Trace No. : 022498
Auth Code : 01280C

Subtotal : USD 202.57

Tip : USD 41-

Total : USD 243.57

SIGNATURE VERIFIED

I agree to the terms of my
credit agreement.

*** CUSTOMER COPY ***

Olinzock Suzanne

Subject: OCA Annual Retreat
Location: The Mess Hall
Start: Fri 7/14/2017 9:00 AM
End: Fri 7/14/2017 12:00 PM

Recurrence: (none)

Meeting Status: Meeting organizer

Organizer: 8 Olinzock Suzanne

Required Attendees: Burchyett Mark; Bolger Fred; Ullman Callie; Ellis Shane; Thein Scott; Dale Maria; Backo Mustafa; Torres Jared

Lunch off-site will follow the morning meeting.

AMY GONZALEZ

SAN DIEGO COUNTY REGIONAL AIRPORT AUTHORITY

BUSINESS EXPENSE REIMBURSEMENT REPORT

July 16, 2017

Period Covered

DATE	G/L Account	Description	AMOUNT
8/4/17		Seminar: P3 Conference registration	\$395.00
		TOTAL	\$395.00

I acknowledge that I have read, understand and agree to Authority *Policy 3.30 - Business Expense Reimbursement Policy and that any purchases that are not allowed will be my responsibility. I further certify that this report of business expenses were incurred in connection with official Authority business and is true and correct.

* Policy 3.30

Approved by the General Counsel

NAME

[Signature]

NAME

DATE

August 7, 2017

DATE



Invoice #450439

Invoice From:
P3C MEDIA, LLC
45-4798848
607 Rockefeller
Irvine, CA 92612

Invoice Date:
Jul 16, 2017

Invoice To:
Billed Contact: Amy Gonzalez

[REDACTED]
City: San Diego
Country: United States
State: CA
[REDACTED]

Paid

Event Name:
PB AIRPORT SUMMIT

Ticket	Name	Price	Fee	Subtotal
Government/Airport Representative	Amy Gonzalez	US\$395	US\$0	US\$395
				Total: US\$395

Payment Date: Jul 16, 2017

Paid Via: Visa - XXXX-XXXX-XXXX-[REDACTED]

Terms:

Payments must be received within 21 days of registration or registration will be cancelled.

To make payment by credit card, please contact Karen Baker at (714) 795-2353.

Please write checks to P3C Media, and send payments to:

P3C Media, LLC
607 Rockefeller
Irvine, CA 92612



THE PUBLIC-PRIVATE PARTNERSHIP
AIRPORT SUMMIT

JULY 24-25, 2017 • SAN DIEGO, CA - MANCHESTER GRAND HYATT HOTEL

www.p3airportsummit.com

Event Schedule

Monday, July 24, 2017

7:00 AM - 9:00 AM	Registration, Check-In, Exhibitor Set-Up <i>Grand Hall Foyer</i>	
7:30 AM - 9:00 AM	P3 101 Breakfast (Open to Owners & Airport Attendees Only Advanced Registration Required) <i>Grand Hall A</i>	
9:00 AM - 9:20 AM	Summit Welcome & Opening Remarks <i>Grand Hall D</i>	
9:20 AM - 9:50 AM	Keynote Address: Deborah Flint, Chief Executive Officer of Los Angeles World Airports <i>Grand Hall D</i>	
10:00 AM - 11:00 AM	Aligning Client, Airline, and Developer Perspectives on the LaGuardia Project <i>Grand Hall D</i>	
11:00 AM - 11:30 AM	Networking and Coffee Break <i>Expo Hall</i> Sponsored by: Husch Blackwell	
11:30 AM - 1:00 PM	Interactive Roundtable Discussions <i>Grand Hall A & B</i> Sponsored by: Jacobs LeighFisher	
1:00 PM - 2:00 PM	Networking Lunch <i>Grand Hall A & B</i> Sponsored by: Stantec Vantage Airport Group	
	Grand Hall C	Grand Hall D
2:00 PM - 3:00 PM	Opportunities to Innovate and Implement Operational Best Practices	Comparative Analysis and Value for Money Decisions
3:15 PM - 4:15 PM	The Structure is Key - 360° Considerations for Successful Airport P3s	How to Implement Airport Projects Through a P3
4:30 PM - 5:30 PM	Mastering the Art of P3 Airports	P3s from the Owners Perspective
5:30 PM - 7:00 PM	Opening Night Welcome Reception <i>Expo Hall</i> Sponsored by: AECOM Kaplan Kirsch Rockwell Lea+Elliott Propeller Airports	

Event Schedule

Tuesday, July 25, 2017

7:00 AM - 8:30 AM	Summit Networking Breakfast <i>Expo Hall</i> Sponsored by: Goldman Sachs Rutan & Tucker, LLP		
7:00 AM - 10:00 AM	Site Tour - Central Receiving and Distribution Center Tour at the San Diego International Airport <i>Advanced Registration Required Meet in Lobby of Manchester Grand Hyatt Hotel for Shuttle Pickup</i>		
	Grand Hall A	Grand Hall C	Grand Hall D
8:30 AM - 9:30 AM	Attracting the Right Partner: Best Practices on Procuring Successful Airport P3s	Airport Terminal Redevelopment - How to Build a P3 Program that Fits	Lessons from US Airport P3s: Current and Prospective Projects
9:45 AM - 10:45 AM	Balancing the Tensions - Legal, Financial and Technical	Beyond the Terminal P3: CONRACS, Cargo, Fuel Facilities, FBOs	Comparison of Alternative Delivery Models
10:45 AM - 11:15 AM	Networking and Coffee Break <i>Expo Hall</i> Sponsored by: Husch Blackwell		
11:15 AM - 11:45 AM	Keynote Address: Jane Garvey, North American Chairman of Meridiam <i>Grand Hall D</i>		
	Grand Hall A	Grand Hall C	Grand Hall D
12:00 PM - 1:00 PM	Unleashing Value at Airports and Terminals	Airports Coming of Age - What's Over the Horizon and What Assets Make Sense for P3	LaGuardia Central Terminal B: Financing the Largest Aviation P3 in America
1:00 PM - 2:30 PM	Networking Lunch <i>Expo Hall</i> Sponsored by: Nossaman LLP Plenary Group		
	Grand Hall A	Grand Hall C	Grand Hall D
2:30 PM - 3:30 PM	Integration of Airport Property, Linked Transit P3s and Commercial Development: Peña Station Denver	Understanding and Negotiating P3s at Medium and Small Hubs	Why the "F" in DBFOM?
3:45 PM - 4:45 PM		Eyes Wide Open: Airport Owner P3 Preparedness	Availability Payment & Deductions - What is Different with Airports
4:45 PM	Summit Ends Exhibitor Breakdown		

REVISED 8/24/17

DRAFT
BOARD
AGENDA

Thursday, September 7, 2017
9:00 A.M.

San Diego International Airport
SDCRAA Administration Building – Third Floor
Board Room
3225 N. Harbor Drive
San Diego, California 92101

Board Members

C. April Boling
Chairman

Greg Cox
Jim Desmond
Robert H. Gleason
Jim Janney
Mark Kersey
Paul Robinson
Michael Schumacher
Mary Sessom

Ex-Officio Board Members

Laurie Berman
Eraina Ortega
Col. Jason Woodworth

President / CEO

Kimberly J. Becker

Live webcasts of Authority Board meetings can be accessed at
<http://www.san.org/Airport-Authority/Meetings-Agendas/Authority-Board>

This Agenda contains a brief general description of each item to be considered. The indication of a recommended action does not indicate what action (if any) may be taken. ***Please note that agenda items may be taken out of order.*** If comments are made to the Board without prior notice or are not listed on the Agenda, no specific answers or responses should be expected at this meeting pursuant to State law.

Staff Reports and documentation relating to each item of business on the Agenda are on file in Corporate & Information Governance and are available for public inspection.

NOTE: Pursuant to Authority Code Section 2.15, all Lobbyists shall register as an Authority Lobbyist with the Authority Clerk within ten (10) days of qualifying as a lobbyist. A qualifying lobbyist is any individual who receives \$100 or more in any calendar month to lobby any Board Member or employee of the Authority for the purpose of influencing any action of the Authority. To obtain Lobbyist Registration Statement Forms, contact the Corporate & Information Governance/Authority Clerk Department.

PLEASE COMPLETE A "REQUEST TO SPEAK" FORM PRIOR TO THE COMMENCEMENT OF THE MEETING AND SUBMIT IT TO THE AUTHORITY CLERK. ***PLEASE REVIEW THE POLICY FOR PUBLIC PARTICIPATION IN BOARD AND BOARD COMMITTEE MEETINGS (PUBLIC COMMENT) LOCATED AT THE END OF THE AGENDA.***

The Authority has identified a local company to provide oral interpreter and translation services for public meetings. If you require oral interpreter or translation services, please telephone the Corporate & Information Governance /Authority Clerk Department with your request at (619) 400-2400 at least three (3) working days prior to the meeting.

CALL TO ORDER:

PLEDGE OF ALLEGIANCE:

ROLL CALL:

PRESENTATIONS:

A. REVIEW OF THE UNAUDITED FINANCIAL STATEMENTS FOR THE TWELVE MONTHS ENDED JUNE 30, 2017:

Presented by Kathy Kiefer, Senior Director, Finance & Asset Management

B. SERIES 2017 BOND SALE BRIEFING:

Presented by Scott Brickner, Vice President, Finance & Asset Management/Treasurer

REPORTS FROM BOARD COMMITTEES, AD HOC COMMITTEES, AND CITIZEN COMMITTEES AND LIAISONS:

STANDING BOARD COMMITTEES

- **AUDIT COMMITTEE:**
Committee Members: Gleason, Hollingworth, Robinson (Chair), Schumacher, Sessom, Tartre, Van Sambeek
- **CAPITAL IMPROVEMENT PROGRAM OVERSIGHT COMMITTEE:**
Committee Members: Gleason, Janney(Chair), Kersey, Robinson
- **EXECUTIVE PERSONNEL AND COMPENSATION COMMITTEE:**
Committee Members: Boling, Cox, Desmond (Chair), Kersey, Schumacher
- **FINANCE COMMITTEE:**
Committee Members: Boling (Chair), Cox, Janney, Sessom

ADVISORY COMMITTEES

- **AUTHORITY ADVISORY COMMITTEE:**
Liaison: Robinson (Primary), Boling
- **ART ADVISORY COMMITTEE:**
Committee Member: Gleason

LIAISONS

- **AIRPORT LAND USE COMPATIBILITY PLAN:**
Liaison: Janney
- **CALTRANS:**
Liaison: Berman
- **INTER-GOVERNMENTAL AFFAIRS:**
Liaison: Cox
- **MILITARY AFFAIRS:**
Liaison: Woodworth
- **PORT:**
Liaisons: Boling, Cox, Gleason (Primary), Robinson
- **WORLD TRADE CENTER:**
Representatives: Gleason (Primary)

BOARD REPRESENTATIVES (EXTERNAL)

- **SANDAG TRANSPORTATION COMMITTEE:**
Representatives: Boling (Alternate), Janney (Primary)

CHAIR'S REPORT:

PRESIDENT/CEO'S REPORT:

NON-AGENDA PUBLIC COMMENT:

Non-Agenda Public Comment is reserved for members of the public wishing to address the Board on matters for which another opportunity to speak **is not provided on the Agenda**, and which is within the jurisdiction of the Board. Please submit a completed speaker slip to the Authority Clerk. ***Each individual speaker is limited to three (3) minutes. Applicants, groups and jurisdictions referring items to the Board for action are limited to five (5) minutes.***

Note: Persons wishing to speak on specific items should reserve their comments until the specific item is taken up by the Board.

CONSENT AGENDA (Items 1-10):

The consent agenda contains items that are routine in nature and non-controversial. Some items may be referred by a standing Board Committee or approved as part of the budget process. The matters listed under 'Consent Agenda' may be approved by one motion. Any Board Member may remove an item for separate consideration. Items so removed will be heard before the scheduled New Business Items, unless otherwise directed by the Chair.

1. APPROVAL OF MINUTES:

The Board is requested to approve minutes of prior meetings.

RECOMMENDATION: Approve the minutes of the July 6, 2017, regular meeting.

2. ACCEPTANCE OF BOARD AND COMMITTEE MEMBERS WRITTEN REPORTS ON THEIR ATTENDANCE AT APPROVED MEETINGS AND PRE-APPROVAL OF ATTENDANCE AT OTHER MEETINGS NOT COVERED BY THE CURRENT RESOLUTION:

The Board is requested to accept the reports.

RECOMMENDATION: Accept the reports and pre-approve Board member attendance at other meetings, trainings and events not covered by the current resolution.

(Corporate & Information Governance: Tony R. Russell, Director/Authority Clerk)

3. AWARDED CONTRACTS, APPROVED CHANGE ORDERS FROM JUNE 12, 2017 THROUGH AUGUST 13, 2017 AND REAL PROPERTY AGREEMENTS GRANTED AND ACCEPTED FROM JUNE 12, 2017 THROUGH AUGUST 13, 2017:

The Board is requested to receive the report.

RECOMMENDATION: Receive the report.

(Procurement: Jana Vargas, Director)

4. SEPTEMBER 2017 LEGISLATIVE REPORT:

The Board is requested to approve the report.

RECOMMENDATION: Adopt Resolution No. 2017-____, approving the September 2017 Legislative Report.

(Inter-Governmental Relations: Michael Kulis, Director)

5. APPOINTMENT OF AUTHORITY ADVISORY COMMITTEE MEMBERS

The Board is requested to appoint committee members.

RECOMMENDATION: Adopt Resolution No. 2017-____, approving appointments to the Authority Advisory Committee.

(Inter-Governmental Relations: Michael Kulis, Director)

6. ACCEPTANCE OF THE UNAUDITED FINANCIAL STATEMENTS FOR THE TWELVE MONTHS ENDED JUNE 30, 2017:

The Board is requested to accept the report.

RECOMMENDATION: Accept the report.

(Finance and Asset Management: Kathy Kiefer, Senior Director)

7. ACCEPTANCE OF THE AUTHORITY’S INVESTMENT REPORT FOR THE TWELVE MONTHS ENDED JUNE 30, 2017:

The Board is requested to accept the report.

RECOMMENDATION: Accept the report.

(Finance and Asset Management: Kathy Kiefer, Senior Director)

CLAIMS

COMMITTEE RECOMMENDATIONS

CONTRACTS AND AGREEMENTS

8. APPROVE AMENDMENTS TO THE AMENDED AND RESTATED SAN DIEGO COUNTY REGIONAL AIRPORT AUTHORITY RETIREMENT PLAN AND TRUST OF 2013:

The Board is requested to approve amendments.

RECOMMENDATION: Adopt Resolution No. 2017-_____, approving Amendment No. 4 to the Amended and Restated Retirement Plan and Trust of 2013; and

Adopt Resolution No. 2017-_____, approving Amendment No. 5 to the Amended and Restated Retirement Plan and Trust of 2013.

(Legal: Amy Gonzalez, General Counsel)

9. APPROVE AND AUTHORIZE THE PRESIDENT/CEO TO EXECUTE AGREEMENTS FOR OUTSIDE LEGAL COUNSEL SERVICES:

The Board is requested to award agreements.

RECOMMENDATION: Adopt Resolution No. 2017-_____, approving and authorizing the President/CEO to negotiate and execute an agreement with Best Best & Krieger for legal services for a term of three years with two one-year options to renew for a maximum amount payable of \$500,000; and

Adopt Resolution No. 2017-_____, approving and authorizing the President/CEO to negotiate and execute an agreement with Gatzke Dillon & Balance for legal services for a term of three years with two one-year options to renew for a maximum amount payable of \$500,000; and

Adopt Resolution No. 2017-_____, approving and authorizing the President/CEO to negotiate and execute an agreement with Kaplan Kirsch for legal services for a term of three years with two one-year options to renew for a maximum amount payable of \$500,000; and

Adopt Resolution No. 2017-_____, approving and authorizing the President/CEO to negotiate and execute an agreement with Morrison & Foerster for legal services for a term of three years with two one-year options to renew for a maximum amount payable of \$500,000.

(Legal: Amy Gonzalez, General Counsel)

10. APPROVE AND AUTHORIZE THE PRESIDENT/CEO TO EXECUTE A LICENSING AGREEMENT WITH THE ROCKY MOUNTAIN INSTITUTE FOR THE ADMINISTRATION OF ‘THE GOOD TRAVELER’ CARBON OFFSET PROGRAM AND THE SUPPLY OF CARBON OFFSETS:

The Board is requested to approve an agreement.

RECOMMENDATION: Adopt Resolution No. 2017-_____, approving and authorizing the President/CEO to execute a licensing agreement with the Rocky Mountain Institute for ‘The Good Traveler’ program administration and the supply of carbon offsets.

(Planning & Environmental Affairs: Brendan Reed, Director)

CONTRACTS AND AGREEMENTS AND/OR AMENDMENTS TO CONTRACTS AND AGREEMENTS EXCEEDING \$1 MILLION

PUBLIC HEARINGS:

OLD BUSINESS:

NEW BUSINESS:

11. RENEWAL OF THE HEALTH AND WELFARE BENEFITS PROGRAM FOR 2018:

The Board is requested to approve the program.

RECOMMENDATION: Adopt Resolution No. 2017-_____, approving the renewal of the Health and Welfare Benefits Program for 2018.

(Talent, Culture & Capability: Kurt Gering, Director; and Willis Towers Watson: Jesus Mendoza, Vice President)

12. AUTHORIZE PRESIDENT / CEO TO APPROVE AIR SERVICE PROGRAM WAIVERS IN FORCE MAJEURE SITUATIONS:

The Board is requested to authorize the President/CEO to approve Air Service Program waivers.

RECOMMENDATION: Adopt Resolution No. 2017-_____, authorizing the President/CEO to approve Air Service Program Waivers in Force Majeure Situations.

(Air Service Development: Hampton Brown, Senior Director)

CLOSED SESSION:

13. CONFERENCE WITH LEGAL COUNSEL – EXISTING LITIGATION:

(Paragraph (1) of subdivision (d) of Cal. Gov. Code §54956.9)

Name of Case: GGTW LLC v San Diego County Regional Airport Authority, et al., San Diego Superior Court Case No. 37-2016-00032646-CU-BC-CTL

14. CONFERENCE WITH LEGAL COUNSEL – EXISTING LITIGATION:

(Paragraph (1) of subdivision (d) of Cal. Gov. Code §54956.9)

Name of Case: San Diego County Regional Airport Authority v. American Car Rental, Inc., San Diego Superior Court Case No. 37-2016-00024056-CL-BC-CTL

15. **CONFERENCE WITH LEGAL COUNSEL – EXISTING LITIGATION:**
(Paragraph (1) of subdivision (d) of Cal. Gov. Code §54956.9)
Dryden Oaks, LLC v. San Diego County Regional Airport Authority, et al., San Diego Superior Court, North County, Case No. 37-2014-00004077-CU-EI-NC
16. **CONFERENCE WITH LEGAL COUNSEL-EXISTING LITIGATION**
(Paragraph (1) of subdivision (d) of Cal. Gov. Code §54956.9)
Name of Case: K.S.A.N. L.L.C v. San Diego County Regional Airport Authority, et al.
San Diego Superior Court Case No. 37-2017-00024982-CU-NP-CTL
17. **CONFERENCE WITH LEGAL COUNSEL-ANTICIPATED LITIGATION:**
(Significant exposure to litigation pursuant to paragraph (2) of subdivision (d) of Cal. Gov. Code §54956.9)
Administrative Draft Investigative Order No. R9-2017-0079 by the California Regional Water Quality Control Board pertaining to an investigation of sediment pollutants in the Laurel Hawthorne Central Embayment of San Diego Bay, San Diego, California
Number of Cases: 1
18. **CONFERENCE WITH LEGAL COUNSEL – ANTICIPATED LITIGATION:**
(Significant exposure to litigation pursuant to paragraph (2) of subdivision (d) of Cal. Gov. Code §54956.9)
Navy Boat Channel Environmental Remediation
Number of potential cases: 1
19. **CONFERENCE WITH LEGAL COUNSEL – ANTICIPATED LITIGATION:**
(Significant exposure to litigation pursuant to paragraph (2) of subdivision (d) of Cal. Gov. Code §54956.9)
Number of potential cases: 2
20. **CONFERENCE WITH LEGAL COUNSEL –ANTICIPATED LITIGATION:**
(Significant exposure to litigation pursuant to paragraph (2) of subdivision (d) of Cal. Gov. Code §54956.9)
In re Seaport Airlines, Inc., U.S. Bankruptcy Court Case No. 16-30406-rld7
Number of potential cases: 1
21. **CONFERENCE WITH LEGAL COUNSEL – ANTICIPATED LITIGATION**
(Initiation of litigation pursuant to paragraph (4) of subdivision (d) of Cal. Gov. Code §54956.9)
Number of cases: 1
22. **CONFERENCE WITH LEGAL COUNSEL-ANTICIPATED LITIGATION**
(Significant exposure to litigation pursuant to paragraph (2) of subdivision (d) of Cal. Gov. Code §54956.9)
The Receipt of a Government Claim from David Freund and Request for Defense and Indemnity from the San Diego Unified Port District regarding the Claim

23. CONFERENCE WITH LABOR NEGOTIATOR:

Labor negotiations pursuant to Cal. Gov. Code §54957.6

Authority Designated Negotiators: Kimberly Becker, President & CEO and Kurt Gering, Director Talent, Culture & Capability

Employee Organization: Teamsters 911

24. PUBLIC EMPLOYEE PERFORMANCE EVALUATION:

Cal. Gov. Code §54957

Title: President/Chief Executive Officer

REPORT ON CLOSED SESSION:

GENERAL COUNSEL REPORT:

BUSINESS AND TRAVEL EXPENSE REIMBURSEMENT REPORTS FOR BOARD MEMBERS, PRESIDENT/CEO, CHIEF AUDITOR AND GENERAL COUNSEL WHEN ATTENDING CONFERENCES, MEETINGS, AND TRAINING AT THE EXPENSE OF THE AUTHORITY:

BOARD COMMENT:

ADJOURNMENT:

**Policy for Public Participation in Board, Airport Land Use Commission (ALUC),
 and Committee Meetings (Public Comment)**

- 1) Persons wishing to address the Board, ALUC, and Committees shall complete a “Request to Speak” form prior to the initiation of the portion of the agenda containing the item to be addressed (e.g., Public Comment and General Items). Failure to complete a form shall not preclude testimony, if permission to address the Board is granted by the Chair.
- 2) The Public Comment Section at the beginning of the agenda is limited to eighteen (18) minutes and is reserved for persons wishing to address the Board, ALUC, and Committees on any matter for which another opportunity to speak is not provided on the Agenda, and on matters that are within the jurisdiction of the Board. A second Public Comment period is reserved for general public comment later in the meeting for those who could not be heard during the first Public Comment period.
- 3) Persons wishing to speak on specific items listed on the agenda will be afforded an opportunity to speak during the presentation of individual items. Persons wishing to speak on specific items should reserve their comments until the specific item is taken up by the Board, ALUC and Committees. Public comment on specific items is limited to twenty (20) minutes – ten (10) minutes for those in favor and ten (10) minutes for those in opposition of an item. Each individual speaker will be allowed three (3) minutes, and applicants and groups will be allowed five (5) minutes.
- 4) If many persons have indicated a desire to address the Board, ALUC and Committees on the same issue, then the Chair may suggest that these persons consolidate their respective testimonies. Testimony by members of the public on any item shall be limited to **three (3) minutes per individual speaker and five (5) minutes for applicants, groups and referring jurisdictions.**
- 5) Pursuant to Authority Policy 1.33 (8), recognized groups must register with the Authority Clerk prior to the meeting.
- 6) After a public hearing or the public comment portion of the meeting has been closed, no person shall address the Board, ALUC, and Committees without first obtaining permission to do so.

Additional Meeting Information

NOTE: This information is available in alternative formats upon request. To request an Agenda in an alternative format, or to request a sign language or oral interpreter, or an Assistive Listening Device (ALD) for the meeting, please telephone the Authority Clerk’s Office at (619) 400-2400 at least three (3) working days prior to the meeting to ensure availability.

For your convenience, the agenda is also available to you on our website at www.san.org.

For those planning to attend the Board meeting, parking is available in the public parking lot located directly in front of the Administration Building. Bring your ticket to the third floor receptionist for validation.

You may also reach the Administration Building by using public transit via the San Diego Metropolitan Transit System, Route 992. The MTS bus stop at Terminal 1 is a very short walking distance from the Administration Building. ADA paratransit operations will continue to serve the Administration Building as required by Federal regulation. For MTS route, fare and paratransit information, please call the San Diego MTS at (619) 233-3004 or 511. For other Airport related ground transportation questions, please call (619) 400- 2685.

UPCOMING MEETING SCHEDULE

<i>Date</i>	<i>Day</i>	<i>Time</i>	<i>Meeting Type</i>	<i>Location</i>
October 5	Thursday	9:00 a.m.	Regular	Board Room

DRAFT
AIRPORT LAND USE COMMISSION
AGENDA

Thursday, September 7, 2017
9:00 A.M. or immediately following the Board Meeting

San Diego International Airport
SDCRAA Administration Building – Third Floor
Board Room
3225 N. Harbor Drive
San Diego, California 92101

Board Members

C. April Boling
Chairman

Greg Cox
Jim Desmond
Robert H. Gleason
Jim Janney
Mark Kersey
Paul Robinson
Michael Schumacher
Mary Sessom

Ex-Officio Board Members

Laurie Berman
Eraina Ortega
Col. Jason Woodworth

President / CEO

Kimberly J. Becker

Live webcasts of Authority Board meetings can be accessed at
<http://www.san.org/Airport-Authority/Meetings-Agendas/ALUC>

Pursuant to California Public Utilities Code §§ 21670-21679.5, the Airport Land Use Commission ("Commission") is responsible for coordinating the airport planning of public agencies within San Diego County. The Commission has the legal responsibility to formulate airport land use compatibility plans ("ALUCPs") that will (a) provide for the orderly growth of each public airport and the areas surrounding the airport within the County and (b) safeguard the general welfare of the inhabitants within the vicinity of each airport and the public in general. Pursuant to §21670.3, the San Diego County Regional Airport Authority serves as the Commission.

This Agenda contains a brief general description of each item to be considered. The indication of a recommended action does not indicate what action (if any) may be taken. **Please note that agenda items may be taken out of order.** If comments are made to the Commission without prior notice or are not listed on the Agenda, no specific answers or responses should be expected at this meeting pursuant to State law.

Staff Reports and documentation relating to each item of business on the Agenda are on file in the Corporate & Information Governance/Authority Clerk Department and are available for public inspection.

NOTE: Pursuant to Authority Code Section 2.15, all Lobbyists shall register as an Authority Lobbyist with the Authority Clerk within ten (10) days of qualifying as a lobbyist. A qualifying lobbyist is any individual who receives \$100 or more in any calendar month to lobby any Commission Member or employee of the Authority for the purpose of influencing any action of the Authority. To obtain Lobbyist Registration Statement Forms, contact the Corporate & Information Governance/Authority Clerk Department.

PLEASE COMPLETE A "REQUEST TO SPEAK" FORM PRIOR TO THE COMMENCEMENT OF THE MEETING AND SUBMIT IT TO THE AUTHORITY CLERK. **PLEASE REVIEW THE POLICY FOR PUBLIC PARTICIPATION IN BOARD AND BOARD COMMISSION MEETINGS (PUBLIC COMMENT) LOCATED AT THE END OF THE AGENDA.**

CALL TO ORDER:

PLEDGE OF ALLEGIANCE:

ROLL CALL:

NON-AGENDA PUBLIC COMMENT:

Non-Agenda Public Comment is reserved for members of the public wishing to address the Commission on matters for which another opportunity to speak **is not provided on the Agenda**, and which is within the jurisdiction of the Commission. Please submit a completed speaker slip to the Authority Clerk. ***Each individual speaker is limited to three (3) minutes. Applicants, groups and jurisdictions referring items to the Board for action are limited to five (5) minutes.***

Note: Persons wishing to speak on specific items should reserve their comments until the specific item is taken up by the Commission.

CONSENT AGENDA (Items 1- 6):

The Consent Agenda contains items that are routine in nature and non-controversial. It also contains consistency determinations that have been deemed consistent or conditionally consistent. The matters listed under 'Consent Agenda' may be approved by one motion. Any Commission Member may remove an item for separate consideration. Items so removed will be heard before the scheduled New Business items, unless otherwise directed by the Chair.

1. APPROVAL OF MINUTES:

The Airport Land Use Commission is requested to approve minutes of prior meetings.

RECOMMENDATION: Approve the minutes of July 6, 2017, regular meeting.

CONSISTENCY DETERMINATIONS

2. CONSISTENCY DETERMINATION – SAN DIEGO INTERNATIONAL AIRPORT - AIRPORT LAND USE COMPATIBILITY PLAN – CONSTRUCTION OF 95 ATTACHED RESIDENTIAL UNITS WITH LEASABLE COMMERCIAL SPACE AT 1425-31 MARKET STREET, CITY OF SAN DIEGO

The Commission is requested to make a consistency determination.

RECOMMENDATION: Adopt Resolution No. 2017-____ ALUC, making the determination that the project is conditionally consistent with the San Diego International Airport - Airport Land Use Compatibility Plan.

(Planning & Environmental Affairs: Brendan Reed)

3. CONSISTENCY DETERMINATION – SAN DIEGO INTERNATIONAL AIRPORT - AIRPORT LAND USE COMPATIBILITY PLAN – CONSTRUCTION OF 3 DETACHED RESIDENTIAL UNITS AT 1035 SPRUCE STREET, CITY OF SAN DIEGO

The Commission is requested to make a consistency determination.

RECOMMENDATION: Adopt Resolution No. 2017-____ ALUC, making the determination that the project is conditionally consistent with the San Diego International Airport - Airport Land Use Compatibility Plan.

(Planning & Environmental Affairs: Brendan Reed)

4. CONSISTENCY DETERMINATION – SAN DIEGO INTERNATIONAL AIRPORT - AIRPORT LAND USE COMPATIBILITY PLAN – ESTABLISHMENT OF RETAIL PHARMACY AT 1850 5TH AVENUE, CITY OF SAN DIEGO

The Commission is requested to make a consistency determination.

RECOMMENDATION: Adopt Resolution No. 2017-____ ALUC, making the determination that the project is conditionally consistent with the San Diego International Airport - Airport Land Use Compatibility Plan.

(Planning & Environmental Affairs: Brendan Reed)

5. CONSISTENCY DETERMINATION – SAN DIEGO INTERNATIONAL AIRPORT - AIRPORT LAND USE COMPATIBILITY PLAN – CONSTRUCTION OF 5 DETACHED RESIDENTIAL UNITS AT 4537 NEWPORT AVENUE, CITY OF SAN DIEGO

The Commission is requested to make a consistency determination.

RECOMMENDATION: Adopt Resolution No. 2017-____ ALUC, making the determination that the project is conditionally consistent with the San Diego International Airport - Airport Land Use Compatibility Plan.

(Planning & Environmental Affairs: Brendan Reed)

6. CONSISTENCY DETERMINATION – GILLESPIE FIELD AIRPORT LAND USE COMPATIBILITY PLAN – ESTABLISHMENT OF OFFICE AT 8520 RAILROAD AVENUE, CITY OF SANTEE

The Commission is requested to make a consistency determination.

RECOMMENDATION: Adopt Resolution No. 2017-____ ALUC, making the determination that the project is conditionally consistent with the Gillespie Field Airport Land Use Compatibility Plan.

(Planning & Environmental Affairs: Brendan Reed)

PUBLIC HEARINGS:

OLD BUSINESS:

NEW BUSINESS:

7. STATUS UPDATE AND POSSIBLE POLICY DIRECTION ON AIRPORT LAND USE COMPATIBILITY PLANS

The Commission is requested to receive a status update presentation.

RECOMMENDATION: Receive the presentation and possibly provide policy direction to staff.

(Planning & Environmental Affairs: Brendan Reed)

COMMISSION COMMENT:

ADJOURNMENT:

Policy for Public Participation in Board, Airport Land Use Commission (ALUC), and Committee Meetings (Public Comment)

- 1) Persons wishing to address the Board, ALUC, and Committees shall complete a “Request to Speak” form prior to the initiation of the portion of the agenda containing the item to be addressed (e.g., Public Comment and General Items). Failure to complete a form shall not preclude testimony, if permission to address the Board is granted by the Chair.
- 2) The Public Comment Section at the beginning of the agenda is limited to eighteen (18) minutes and is reserved for persons wishing to address the Board, ALUC, and Committees on any matter for which another opportunity to speak is not provided on the Agenda, and on matters that are within the jurisdiction of the Board. A second Public Comment period is reserved for general public comment later in the meeting for those who could not be heard during the first Public Comment period.
- 3) Persons wishing to speak on specific items listed on the agenda will be afforded an opportunity to speak during the presentation of individual items. Persons wishing to speak on specific items should reserve their comments until the specific item is taken up by the Board, ALUC and Committees. Public comment on specific items is limited to twenty (20) minutes – ten (10) minutes for those in favor and ten (10) minutes for those in opposition of an item. Each individual speaker will be allowed three (3) minutes, and applicants and groups will be allowed five (5) minutes.
- 4) If many persons have indicated a desire to address the Board, ALUC and Committees on the same issue, then the Chair may suggest that these persons consolidate their respective testimonies. Testimony by members of the public on any item shall be limited to **three (3) minutes per individual speaker and five (5) minutes for applicants, groups and referring jurisdictions.**
- 5) Pursuant to Authority Policy 1.33 (8), recognized groups must register with the Authority Clerk prior to the meeting.
- 6) After a public hearing or the public comment portion of the meeting has been closed, no person shall address the Board, ALUC, and Committees without first obtaining permission to do so.

Additional Meeting Information

NOTE: This information is available in alternative formats upon request. To request an Agenda in an alternative format, or to request a sign language or oral interpreter, or an Assistive Listening Device (ALD) for the meeting, please telephone the Authority Clerk’s Office at (619) 400-2400 at least three (3) working days prior to the meeting to ensure availability.

For your convenience, the agenda is also available to you on our website at www.san.org.

For those planning to attend the Board meeting, parking is available in the public parking lot located directly in front of the Administration Building. Bring your ticket to the third floor receptionist for validation.

You may also reach the Administration Building by using public transit via the San Diego Metropolitan Transit System, Route 992. The MTS bus stop at Terminal 1 is a very short walking distance from the Administration Building. ADA paratransit operations will continue to serve the Administration Building as required by Federal regulation. For MTS route, fare and paratransit information, please call the San Diego MTS at (619) 233-3004 or 511. For other Airport related ground transportation questions, please call (619) 400- 2685.

UPCOMING MEETING SCHEDULE

<i>Date</i>	<i>Day</i>	<i>Time</i>	<i>Meeting Type</i>	<i>Location</i>
October 5	Thursday	9:00 a.m.	Regular	Board Room