



**SAN DIEGO COUNTY
REGIONAL AIRPORT AUTHORITY**

Board Communication

Date: April 26, 2011

To: Board Members

Via: Thella F. Bowens, President/CEO

From: Vernon D. Evans, Vice President, Finance/Treasurer

Subject: Investment Report as of March 31, 2011

The attached report is to be received at the May 5, 2011 Board meeting.





ITEM 10

San Diego County Regional Airport Authority

Investment Report As of March 31, 2011

Presented by:

Vernon D. Evans, CPA

Vice-President-Finance/Treasurer and CFO

May 5, 2011



This report is prepared for the San Diego County Regional Airport Authority (the "Authority") in accordance with California Government Code Section 53646, which states that "the treasurer or chief fiscal officer may render a quarterly report to the chief executive officer, the internal auditor, and the legislative body of the local agency within 30 days following the end of the quarter covered by the report."

The investment report and investment portfolio are in compliance with California Government Code Section 53646 and the Authority's approved Investment Policy. All investment transactions made in the Authority's portfolio during this period were made on behalf of the Authority. Sufficient liquidity and anticipated revenue are available to meet expenditure requirements for the next six months.

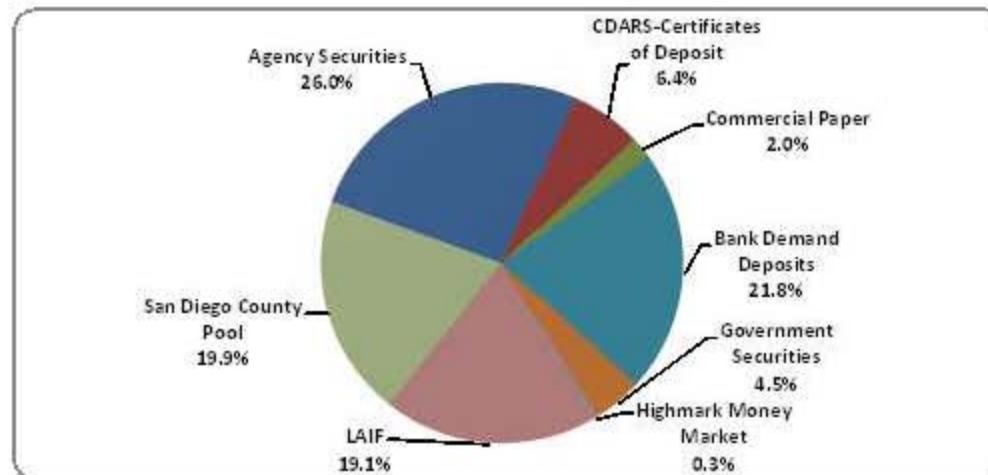
Vernon D. Evans
Chief Financial Officer/Treasurer
San Diego County Regional Airport Authority

Total Portfolio Summary

	Current Period March 31, 2011	Prior Period December 31, 2010	Change From Prior
Book Value	\$246,930,000	\$260,106,000	(\$13,176,000)
Market Value	\$247,101,000	\$260,016,000	(\$12,915,000)
Market Value%	100.10%	100.09%	0.01%
Unrealized Gain / (Loss)	\$171,000	(\$90,000)	\$261,000
Weighted Average Maturity (Days)	304 days	232 days	72
Weighted Average Yield as of Period End	0.93%	0.89%	0.04%
Cash Interest Received- Current Month	\$125,000	\$163,000	(\$38,000)
Cash Interest Received- Quarter-to-Date	\$525,000	\$512,000	\$13,000
Cash Interest Received-Year-to-Date	\$1,715,000	\$1,190,000	\$525,000
Accrued Interest	\$369,000	\$446,000	(\$77,000)

Portfolio Composition by Security Type

	March 31, 2011		December 31, 2010		Permitted by Policy
	Market Value	Percent of Portfolio	Market Value	Percent of Portfolio	
Agency Securities	\$ 64,555,000	26.0%	\$ 58,018,000	22.3%	100%
CDARS-Certificates of Deposit	15,876,000	6.4%	15,861,000	6.1%	30%
Commercial Paper	4,999,000	2.0%	4,993,000	1.9%	25%
Corporate Bonds	-	0.0%	2,000,000	0.8%	15%
Bank Demand Deposits	53,831,000	21.8%	68,238,000	26.2%	100%
Government Securities	11,032,000	4.5%	11,597,000	4.5%	100%
Highmark Money Market	625,000	0.3%	2,265,000	0.9%	20%
LAF	47,112,000	19.1%	47,070,000	18.1%	\$50 million ⁽¹⁾
San Diego County Pool	49,071,000	19.9%	49,974,000	19.2%	\$50 million ⁽²⁾
Total:	\$ 247,101,000	100.0%	\$ 268,016,000	100.0%	

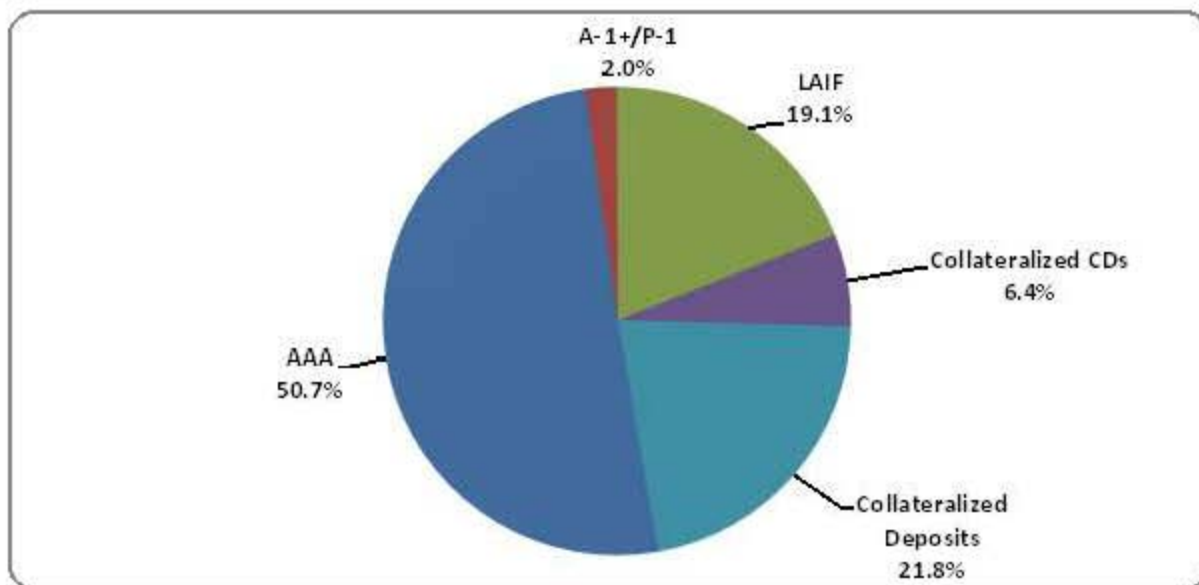


Notes:

- 1) The \$50 million limit on LAF is a non-obligatory LAF internal limit. It does not apply to bond proceeds.
- 2) The San Diego County Investment Pool mirrors the LAF internal limit and does not apply to bond proceeds.
- 3) LAF & San Diego County Pool reported one month in arrears.

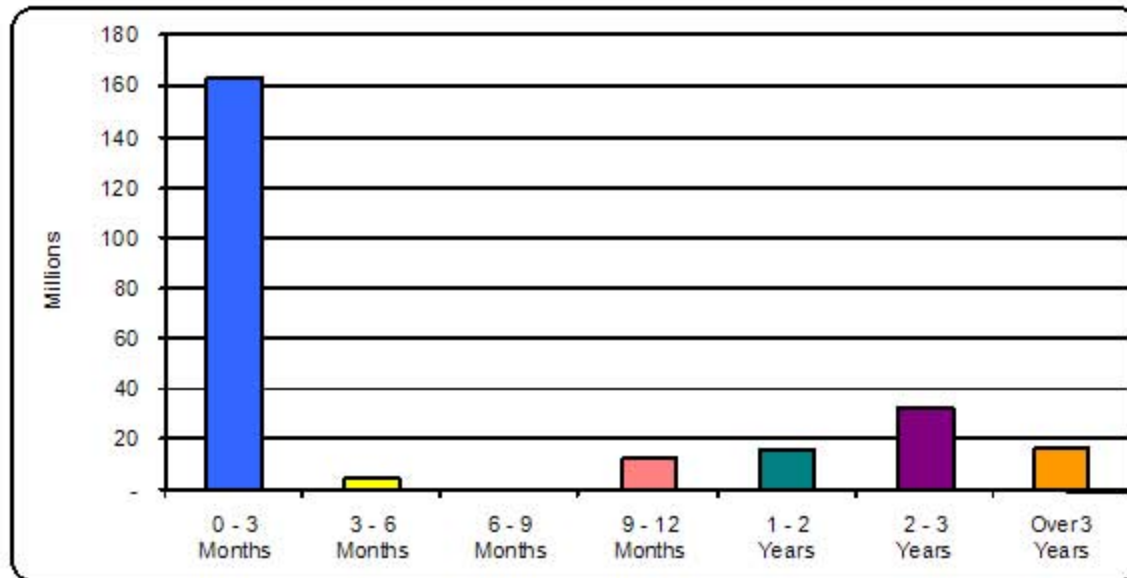
Portfolio Composition by Credit Rating

	March 31, 2011		December 31, 2010	
	Market Value	Percent of Portfolio	Market Value	Percent of Portfolio
AAA	\$ 125,283,000	50.7%	\$ 123,853,000	47.6%
A-1+/P-1	4,999,000	2.0%	4,993,000	1.9%
LAIF	47,112,000	19.1%	47,070,000	18.1%
Collateralized CDs	15,876,000	6.4%	15,861,000	6.1%
Collateralized Deposits	53,831,000	21.8%	68,239,000	26.3%
Total:	\$ 247,101,000	100.0%	\$ 260,016,000	100.0%



Portfolio Composition by Maturity Distribution⁽¹⁾

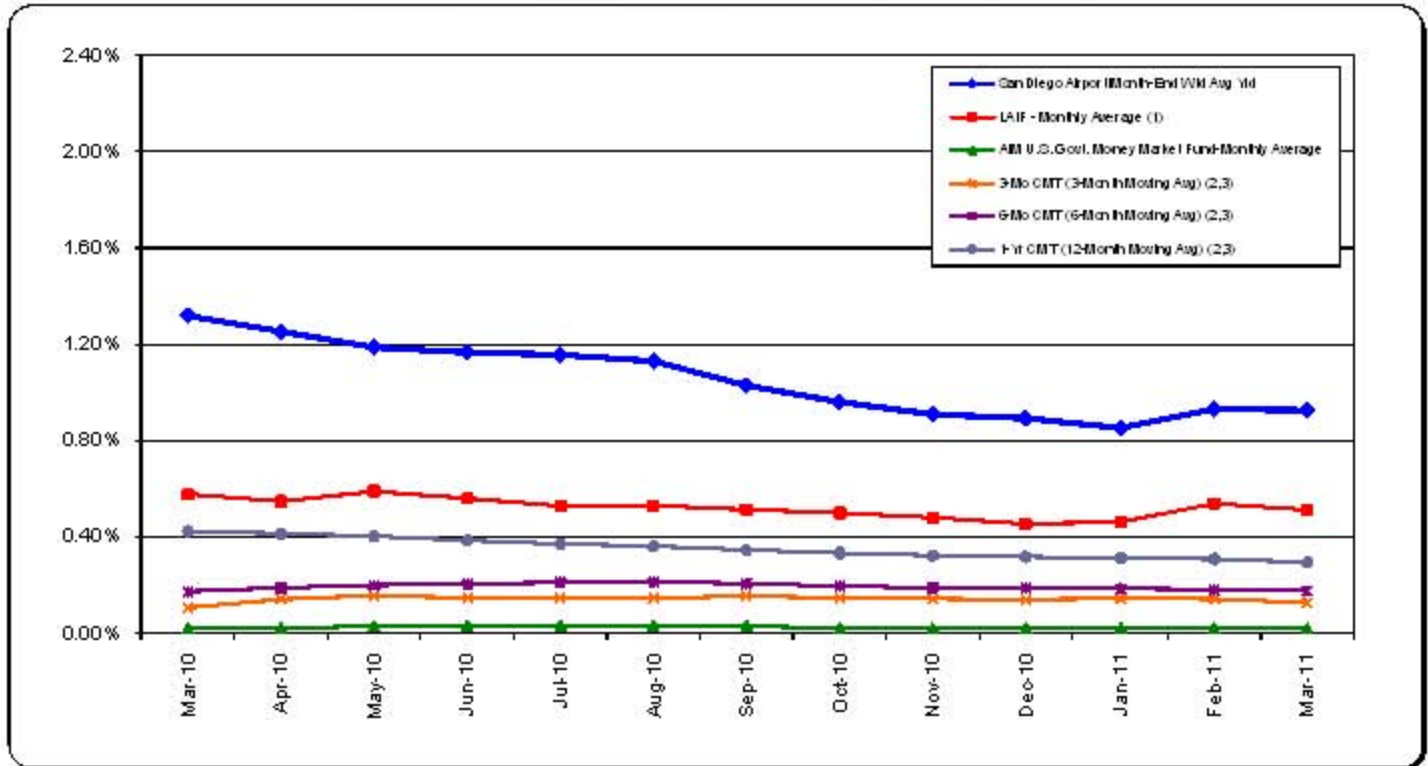
	March 31, 2011		December 31, 2010	
	Market Value	Percent of Portfolio	Market Value	Percent of Portfolio
0 - 3 Months	\$ 163,283,000	66.1%	\$ 181,955,000	69.9%
3 - 6 Month	4,999,000	2.0%	15,663,000	6.0%
6 - 9 Months	-	0.0%	-	0.0%
9 - 12 Months	12,916,000	5.2%	2,998,000	1.2%
1 - 2 Years	16,067,000	6.5%	21,534,000	8.3%
2 - 3 Years	33,335,000	13.5%	22,366,000	8.6%
Over 3 Years	16,501,000	6.7%	15,500,000	6.0%
Total:	\$ 247,101,000	100.0%	\$ 260,016,000	100.0%



Notes:

1.) The 0-3 Month category includes investments held in the LAIF and the San Diego County Investment Pool.

Benchmark Comparison



Notes:

- 1.) Benchmark data for LAIF is the average monthly effective yield.
- 2.) CMT stands for Constant Maturity Treasury. This data is published in Federal Reserve Statistical Release H.15 and represents an average of all actively traded Treasury securities having that time remaining until maturity. This is a standard industry benchmark for Treasury securities.
- 3.) The CMT benchmarks are moving averages. The 3-month CMT is the daily average for the previous 3 months, the 6-month CMT is the daily average for the previous 6 months, and the 1-year CMT is the daily average for the previous 12 months.

San Diego County Regional Airport Authority

DETAIL OF SECURITY HOLDINGS

As of March 31, 2011

Settlement Date	Security Description	Coupon	Maturity Date	Next Call Date	Par Value	Purchase Price	Book Value	Market Price	Market Value	Days to Maturity	Yield to Maturity
06/01/07	FNMA	6.000	05/15/11		1,630,000.00	103.106	1,680,619.65	100.721	1,641,752.30	45	5.122
12/06/10	FNMA	0.750	12/06/12	06/06/11	4,000,000.00	99.990	3,999,600.00	99.730	3,989,200.00	616	0.755
12/21/10	FNMA	0.900	12/21/12	06/21/11	2,500,000.00	100.000	2,500,000.00	99.727	2,493,175.00	631	0.900
08/11/10	FNMA	2.050	04/26/13	04/26/11	2,000,000.00	101.116	2,022,314.00	100.109	2,002,180.00	757	1.627
06/28/10	FNMA	2.000	06/24/13	06/24/11	2,000,000.00	100.980	2,019,600.00	100.314	2,006,280.00	816	1.662
07/08/10	FHLMC	1.000	07/08/13	07/08/11	4,000,000.00	100.199	4,007,960.00	100.111	4,004,440.00	830	1.758
08/26/10	FNMA	0.550	08/26/13	08/26/11	3,000,000.00	100.000	3,000,000.00	99.997	2,999,910.00	879	1.509
09/17/10	FHLMC	0.500	09/17/13	06/17/11	3,000,000.00	99.950	2,998,500.00	99.926	2,997,780.00	901	1.405
09/23/10	FHLMC	1.125	09/23/13	06/23/11	4,350,000.00	99.990	4,349,565.00	99.624	4,333,644.00	907	1.128
07/28/10	FNMA	1.550	07/28/15	07/28/11	2,500,000.00	99.880	2,497,000.00	99.646	2,491,150.00	1580	2.280
12/16/10	FHLB	1.000	12/16/15	06/16/11	2,500,000.00	100.000	2,500,000.00	100.135	2,503,375.00	1721	2.942
01/07/11	FNMA	1.000	12/28/12	06/28/11	3,600,700.00	100.000	3,600,000.00	99.914	3,597,588.00	638	1.000
01/07/11	FNMA	1.015	01/07/13	07/07/11	3,000,000.00	99.970	2,999,100.00	99.910	2,997,300.00	648	1.015
01/27/11	FNMA	0.800	01/27/14	01/27/12	5,000,000.00	99.950	4,997,500.00	99.804	4,990,200.00	1033	1.597
01/28/11	FNMA	1.250	01/28/16	07/28/11	3,500,000.00	100.000	3,500,000.00	100.201	3,507,035.00	1764	3.187
02/25/11	FHLB	1.125	02/25/16	05/25/11	3,000,000.00	99.800	2,994,000.00	100.113	3,003,390.00	1792	3.662
02/11/11	FHLMC	1.000	02/11/14	05/11/11	3,000,000.00	100.000	3,000,000.00	100.025	3,000,750.00	1048	1.698
03/28/11	FFCB	0.850	06/24/13	06/24/11	4,000,000.00	99.750	3,990,000.00	99.451	3,978,040.00	816	0.963
03/29/11	FHLB	1.125	12/29/15	06/29/11	3,000,000.00	99.800	2,994,000.00	99.846	2,995,380.00	1734	1.168
03/30/11	FHLB	1.250	03/30/16	06/30/11	2,000,000.00	99.750	1,995,500.00	100.019	2,000,380.00	1826	3.150
03/07/11	FNMA	2.500	03/07/14	09/07/11	3,000,000.00	100.950	3,028,500.00	100.736	3,022,080.00	1072	2.170
Agency Total					64,580,700.00		64,673,258.65		64,555,029.30	1045	1.798
02/10/11	Neighborhood Nat'l Bk CD	1.150	02/09/12		4,873,957.16	100.000	4,873,957.16	100.000	4,873,957.16	315	1.138
03/22/11	Union Bank CD	0.200	06/20/11		4,000,000.00	100.000	4,000,000.00	100.000	4,000,000.00	81	0.200
06/16/10	East West Bk CDARS	1.090	06/16/11		252,166.91	100.000	252,166.91	100.000	252,166.91	77	1.055
06/17/10	East West Bk CDARS	1.100	06/16/11		6,750,000.00	100.000	6,750,000.00	100.000	6,750,000.00	77	1.103
CD's Total					15,876,124.07		15,876,124.07		15,876,124.07	151	0.885



San Diego County Regional Airport Authority
DETAIL OF SECURITY HOLDINGS
As of March 31, 2011

Settlement Date	Security Description	Coupon	Maturity Date	Next Call Date	Par Value	Purchase Price	Book Value	Market Price	Market Value	Days to Maturity	Yield to Maturity
10/29/10	FCAR Owner Trust CP	0.451	04/27/11		3,500,000.00	99.775	3,492,125.00	99.981	3,499,335.00	178	0.451
11/01/10	FCAR Owner Trust CP	0.451	05/02/11		1,500,000.00	99.775	1,496,606.25	99.974	1,499,610.00	178	0.451
Commercial Paper Total					5,000,000.00		4,988,731.25		4,998,945.00	178	0.451
09/27/10	U.S. Treasury	1.000	12/31/11		4,033,593.75	100.840	4,033,593.72	99.718	4,022,200.00	275	0.330
09/30/10	U.S. Treasury	0.875	12/31/11		4,028,906.25	100.723	4,028,906.24	99.775	4,019,840.00	275	0.332
03/29/11	U.S. Treasury	0.375	10/31/12		3,000,000.00	99.740	2,992,148.44	99.668	2,990,040.00	580	0.541
Government Total					11,062,500.00		11,054,648.40		11,032,080.00	358	0.388
US Bank General Acct					17,062,856.39	100.000	17,062,856.39	100.000	17,062,856.39	1	0.350
US Bank Accounts Total					17,062,856.39		17,062,856.39		17,062,856.39	1	0.350
Highmark US Govt MMF					625,045.44	100.000	625,045.44	100.000	625,045.44	1	0.020
Highmark US Govt MMF					5.04	100.000	5.04	100.000	5.04	1	0.000
Highmark US Govt MMF					0.01	100.000	0.01	100.000	0.01	1	0.000
Highmark US Govt MMF					5.02	100.000	5.02	100.000	5.02	1	0.000
Highmark Money Market Total					625,055.51		625,055.51		625,055.51	1	0.020
Local Agency Invstmnt Fd					46,998,861.91	100.000	46,998,861.91	100.240	47,111,792.66	1	0.512
San Diego County Inv Pool					48,882,280.04	100.000	48,882,280.04	100.385	49,070,569.54	1	0.823
Bank of the West					4,018,124.75	100.000	4,018,124.75	100.000	4,018,124.75	1	0.450
East West Bank					15,800,011.86	100.000	15,800,011.86	100.000	15,800,011.86	1	0.600
East West Bank					16,934,534.66	100.000	16,934,534.66	100.000	16,934,534.66	1	0.600
East West Bank Total					32,734,546.52		32,734,546.52	100.000	32,734,546.52	1	0.600
Union Bk Cash					15,799.08	100.000	15,799.08	100.000	15,799.08	1	0.000
Grand Total					\$ 246,856,848	100.06	\$ 246,930,287	100.10	\$ 247,100,923	304	0.926



San Diego County Regional Airport Authority
Consolidated Investments
INVESTMENT TRANSACTIONS
From 01-01-11 To 03-31-11

Settle Date	Security Description	Security Type	CUSIP	Coupon	Mature Date	Call Date	Unit Price	Amount
PURCHASES								
01/07/11	FNMA	AGCY CALL	3136FPZ75	1.000	12/28/12	06/28/11	100.000	3,600,700.00
01/07/11	FNMA	AGCY CALL	31398A7H9	1.015	01/07/13	07/07/11	99.970	3,000,000.00
01/27/11	FNMA	AGCY STEP	3136FP3T2	0.800	01/27/14	01/27/12	99.950	5,000,000.00
01/28/11	FNMA	AGCY STEP	3136FP2Y2	1.250	01/28/16	07/28/11	100.000	3,500,000.00
02/10/11	Neighborhood Nat'l Bk CDARs	CD-SHORT	CDAR-6182	1.150	02/09/12		100.000	4,866,285.16
02/11/11	FHLMC	AGCY STEP	3134G1Y73	1.000	02/11/14	05/11/11	100.000	3,000,000.00
02/25/11	FHLB	AGCY STEP	313372LA0	1.125	02/25/16	05/25/11	99.800	2,994,000.00
03/07/11	FNMA	AGCY CALL	3136FRBY8	2.500	03/07/14	09/07/11	100.950	3,028,500.00
03/28/11	FFCB	AGCY CALL	31331KEX4	0.850	06/24/13	06/24/11	99.750	3,990,000.00
03/29/11	FHLB	AGCY STEP	3133734B5	1.125	12/29/15	06/29/11	99.800	2,994,000.00
03/29/11	U.S. Treasury	TREAS NOTE	912828PD6	0.375	10/31/12		99.740	2,992,148.44
03/30/11	FHLB	AGCY STEP	313372V35	1.250	03/30/16	06/30/11	99.750	1,995,000.00
								\$ 40,960,634
CALLS								
07/06/10	FHLMC	AGCY STEP	3134G1JB1	0.750	07/06/12	01/06/11	100.000	2,000,000.00
07/26/10	FHLMC	AGCY STEP	3134G1MR2	1.000	07/26/13	01/26/11	100.000	4,000,000.00
07/28/10	FNMA	AGCY STEP	3136FMX41	1.000	01/28/14	01/28/11	100.000	4,000,000.00
12/22/10	FHLMC	AGCY CALL	3134G1L51	0.669	06/22/12	03/22/11	99.935	3,000,000.00
06/28/10	FHLB	AGCY STEP	313370Z00	0.750	12/28/12	03/28/11	100.000	2,000,000.00
12/29/10	FHLB	AGCY CALL	313371YR1	0.500	12/29/11	03/29/11	100.000	3,000,000.00
06/29/10	FNMA	AGCY STEP	3136FMZU1	1.000	06/29/15	03/29/11	100.000	4,000,000.00
11/01/10	FNMA	AGCY CALL	3136FPKF3	1.600	09/30/14	03/30/11	100.433	2,500,000.00
								\$ 24,500,000
MATURITIES								
04/28/09	GE Capital TLGP (FDIC)	CORPORATE	36967HAG2	1.625	01/07/11		100.645	2,000,000.00
01/11/08	U.S. Treasury	TREAS NOTE	912828ES5	4.250	01/15/11		104.406	1,543,000.00
04/20/09	TVA	AGCY BULET	880591DN9	5.625	01/18/11		107.498	2,000,000.00
02/03/10	Neighborhood Nat'l Bk CDARs	CD-SHORT	CDAR-2678	1.550	02/03/11		100.000	4,865,871.80
09/15/09	TREAS NOTE	U.S. Treasury	912828KH2	0.875	03/31/11		100.313	2,000,000.00
								\$ 12,408,872
Deposits								
								-
Withdrawals								
03/15/11	SDCIP	SD County	SDCIP					1,000,000.00
								1,000,000.00

Bond Proceeds Summary

As of: March 31, 2011
(in thousands)

Fund	Series A	Series B	Series C	Total	Yield	Rating
<u>Project Fund</u>						
LAIF*	\$ 62,006	\$ -	\$ 55,177	\$ 117,183	0.51%	N/R
SDCIP*	114,548	-	84,103	198,651	0.82%	AAAF
	176,554	-	139,280	315,834		
<u>Capitalized Interest</u>						
CAMP	6	-	4	10	0.17%	AAAm
SDCIP*	19,030	-	13,131	32,161	0.82%	AAAF
	19,036	-	13,135	32,171		
<u>Debt Service Reserve Fund</u>						
CAMP	9	-	5	14	0.17%	AAAm
FNMA Global Notes	9,998	-	4,999	14,997	1.14%	
East West Bank CD	13,042	-	7,020	20,062	0.45%	
Bank of the West DDA	9,630	-	6,323	15,953	0.66%	AAA
	32,679	-	18,347	51,026		
<u>Cost of Issuance</u>						
JP Morgan Federal MM Reserve	25	4	16	45	0.00%	AAAm
	\$ 228,294	\$ 4	\$ 170,778	\$ 399,076	0.72%	

*Bond proceeds are not included in deposit limits as applied to operating funds

CAMP Yield as of 3/31/2011

LAIF Yield as of 2/28/2011

SDCIP Yield as of 2/28/2011

San Diego County Regional Airport Authority

Bond Proceeds Investments

INVESTMENT TRANSACTIONS

From 01-01-11 To 03-31-11

Settle Date	Security Description	Security Type	CUSIP	Coupon	Mature Date	Call Date	Unit Price	Amount
PURCHASES								
								\$ -
CALLS								
								\$ -
MATURITIES								
								\$ -
Deposits								
								\$ -
Withdrawals								
1/3/2011	JP Morgan Federal Money Market Fund	JPMM		0.02			100.000	5,517,870
1/12/2011	Local Agency Investment Fund	LAIF		0.46			100.000	1,433,000
1/28/2011	California Asset Management Program	CAMP		0.18			100.000	383,345
2/11/2011	Local Agency Investment Fund	LAIF		0.54			100.000	2,487,000
2/15/2011	California Asset Management Program	CAMP		0.18			100.000	787
3/11/2011	California Asset Management Program	CAMP		0.17			100.000	3,347,883
3/15/2011	Local Agency Investment Fund	LAIF		0.51			100.000	8,258,000
3/15/2011	JP Morgan Federal Money Market Fund	JPMM		0.00			100.000	584
								\$ 21,428,469



Questions

