

Executive/Finance Committee and Special Board Meeting Agenda

Monday, September 26, 2022
9:00 A.M.

San Diego International Airport
SDCRAA Administration Building
Third Floor – Board Room
3225 N. Harbor Drive
San Diego, California 92101

This Agenda contains a brief general description of each item to be considered. The indication of a recommended action does not indicate what action (if any) may be taken. If comments are made to the Committee without prior notice or are not listed on the Agenda, no specific answers or responses should be expected at this meeting pursuant to State law. ***Please note that agenda items may be taken out of order.***

Staff Reports and documentation relating to each item of business on the Agenda are on file in Board Services and are available for public inspection.

***NOTE:** This Committee Meeting also is noticed as a Special Meeting of the Board to (1) foster communication among Board members in compliance with the Brown Act; and (2) preserve the advisory function of the Committee.

To preserve the proper function of the Committee, only members officially assigned to this Committee are entitled to vote on any item before the Committee. This Committee only has the power to review items and make recommendations to the Board. Accordingly, this Committee cannot, and will not, take any final action that is binding on the Board or the Authority, even if a quorum of the Board is present.

PLEASE COMPLETE A SPEAKER SLIP PRIOR TO THE COMMENCEMENT OF THE MEETING AND SUBMIT IT TO THE AUTHORITY CLERK. PLEASE REVIEW THE POLICY FOR PUBLIC PARTICIPATION IN BOARD AND BOARD COMMITTEE MEETINGS ***(PUBLIC COMMENT) LOCATED AT THE END OF THE AGENDA:***

Board Members

Gil Cabrera (Chair)
Mary Casillas Salas (Vice Chair)
Catherine Blakespear
Paul McNamara
Paul Robinson
Johanna Schiavoni
James Sly
Nora E. Vargas
Marni von Wilpert

Ex-Officio Board Members

Col. Thomas M. Bedell
Gustavo Dallarda
Gayle Miller

President/CEO

Kimberly J. Becker

Executive/Finance Committee and Special Board Meeting Agenda

Monday, September 26, 2022

CALL TO ORDER:

ROLL CALL:

Executive Committee

Committee Members: Cabrera (Chair), Casillas Salas, Robinson

Finance Committee

Committee Members: McNamara, Schiavoni (Chair), Sly, von Wilpert

NON-AGENDA PUBLIC COMMENT:

Non-Agenda Public Comment is reserved for members of the public wishing to address the Committee on matters for which another opportunity to speak **is not provided on the Agenda**, and which is within the jurisdiction of the Board and Committee. Please submit a completed speaker slip to the Authority Clerk. **Each individual speaker is limited to three (3) minutes.**

Note: Persons wishing to speak on specific items should reserve their comments until the specific item is taken up by the Board and Committee.

EXECUTIVE COMMITTEE:

1. APPROVAL OF MINUTES:

RECOMMENDATION: Approve the minutes of the August 22, 2022, regular meeting.

FINANCE COMMITTEE NEW BUSINESS:

2. REVIEW OF THE UNAUDITED FINANCIAL STATEMENTS FOR THE TWO MONTHS ENDED AUGUST 31, 2022:

Presented by: Elizabeth Stewart, Director, Accounting

3. REVIEW OF THE AUTHORITY INVESTMENT REPORT AS OF AUGUST 31, 2022:

Presented by: Geoff Bryant, Manager, Airport Finance

4. UPDATE ON REVOLVER DRAWS AND OUTSTANDING BALANCES:

Presented by: Geoff Bryant, Manager, Airport Finance

Executive/Finance Committee and Special Board Meeting Agenda

Monday, September 26, 2022

EXECUTIVE COMMITTEE NEW BUSINESS

5. **PRE-APPROVAL OF TRAVEL REQUESTS AND APPROVAL OF BUSINESS AND TRAVEL EXPENSE REIMBURSEMENT REQUESTS FOR BOARD MEMBERS, THE PRESIDENT/CEO, THE CHIEF AUDITOR AND GENERAL COUNSEL:**
RECOMMENDATION: Pre-approve travel requests and approve Business and Travel Expense Reimbursement Requests.
Presented by: Tony R. Russell, Director, Board Services/Authority Clerk

REVIEW OF FUTURE AGENDAS:

6. **REVIEW OF THE DRAFT AGENDA FOR OCTOBER 6, 2022, BOARD MEETING:**
Presented by: Kimberly J. Becker, President/CEO
7. **REVIEW OF THE DRAFT AGENDA FOR THE OCTOBER 6, 2022, AIRPORT LAND USE COMMISSION MEETING:**
Presented by: Kimberly J. Becker, President/CEO

COMMITTEE MEMBER COMMENTS:

ADJOURNMENT:

Executive/Finance Committee and Special Board Meeting Agenda

Monday, September 26, 2022

Policy for Public Participation in Board, Airport Land Use Commission (ALUC), and Committee Meetings (Public Comment)

- 1) Persons wishing to address the Board, ALUC, and Committees shall submit a speaker slip prior to the initiation of the portion of the agenda containing the item to be addressed (e.g., Public Comment and General Items). Failure to submit a speaker slip shall not preclude testimony, if permission to address the Board is granted by the Chair.
- 2) The Public Comment Section at the beginning of the agenda is reserved for persons wishing to address the Board, ALUC, and Committees on any matter for which another opportunity to speak is not provided on the Agenda, and on matters that are within the jurisdiction of the Board.
- 3) Persons wishing to speak on specific items listed on the agenda will be afforded an opportunity to speak during the presentation of individual items. Persons wishing to speak on specific items should reserve their comments until the specific item is taken up by the Board, ALUC and Committees.
- 4) If many persons have indicated a desire to address the Board, ALUC and Committees on the same issue, then the Chair may suggest that these persons consolidate their respective testimonies. Testimony by members of the public on any item shall be limited to **three (3) minutes per individual speaker and five (5) minutes for applicants, groups and referring jurisdictions.**
- 5) Pursuant to Authority Policy 1.33 (8), recognized groups must register with the Authority Clerk prior to the meeting.

After a public hearing or the public comment portion of the meeting has been closed, no person shall address the Board, ALUC, and Committees without first obtaining permission to do so.

Additional Meeting Information

NOTE: This information is available in alternative formats upon request. To request an Agenda in an alternative format, or to request a sign language or oral interpreter, or an Assistive Listening Device (ALD) for the meeting, please telephone the Authority Clerk's Office at (619) 400-2550 at least three (3) working days prior to the meeting to ensure availability.

For your convenience, the agenda is also available to you on our website at www.san.org.

For those planning to attend the Board meeting, parking is available in the public parking lot located directly to the East of the Administration Building, across Winship Lane. Bring your ticket to the third-floor receptionist for validation.

You may also reach the SDCRAA Building by using public transit via the San Diego MTS System, Route 992. For route and fare information, please call the San Diego MTS at (619) 233-3004 or 511.

**DRAFT - SAN DIEGO COUNTY REGIONAL AIRPORT AUTHORITY
EXECUTIVE-FINANCE COMMITTEE MEETING MINUTES
MONDAY, AUGUST 22, 2022
BOARD ROOM**

CALL TO ORDER: Chair Cabrera called the regular meeting of the Executive-Finance Committee and special meeting of the Board to order at 9:02 a.m., on Monday, August 22, 2022, in the Board Room of the San Diego International Airport, Administration Building, 3225 N Harbor Drive, San Diego, CA 92101.

PLEDGE OF ALLEGIANCE: Chair Cabrera led the Pledge of Allegiance.

ROLL CALL:

Executive Committee

Present: Committee Members: Cabrera (Chair), Casillas Salas, Robinson

Absent: Committee Members: None

Finance Committee

Present: Committee Members: McNamara, Schiavoni (Chair), Sly

Absent: Committee Members: von Wilpert

Also Present: Kim Becker, President/CEO; Amy Gonzalez, General Counsel; Tony R. Russell, Director, Board Services/Authority Clerk; Sean Harris, Assistant Authority Clerk II

NON-AGENDA PUBLIC COMMENT: None.

NEW BUSINESS:

1. APPROVAL OF MINUTES:

RECOMMENDATION: Approve the minutes of the June 27, 2022, regular meeting.

ACTION: Moved by Board Member Robinson and seconded by Chair Cabrera to approve staff's recommendation. Motion carried unanimously noting Board Member Casillas Salas as ABSENT.

Board Member Casillas Salas arrived at 9:07 a.m.

EXECUTIVE COMMITTEE NEW BUSINESS:

6. **PRE-APPROVAL OF TRAVEL REQUESTS AND APPROVAL OF BUSINESS AND TRAVEL EXPENSE REIMBURSEMENT REQUESTS FOR BOARD MEMBERS, THE PRESIDENT/CEO, THE CHIEF AUDITOR AND GENERAL COUNSEL:**

RECOMMENDATION: Pre-approve travel requests and approve Business and Travel Expense Reimbursement Requests.

ACTION: Moved by Board Member Robinson and seconded by Board Member Casillas Salas to approve staff's recommendation. Motion carried unanimously.

REVIEW OF FUTURE AGENDAS:

7. **REVIEW OF THE DRAFT AGENDA FOR THE SEPTEMBER 1, 2022, BOARD MEETING:**

Kimberly J. Becker, President/CEO, provided an overview of the September 1, 2022, draft Board meeting agenda.

8. **REVIEW OF THE DRAFT AGENDA FOR THE SEPTEMBER 1, 2022, AIRPORT LAND USE COMMISSION MEETING:**

Kimberly J. Becker, President/CEO, provided an overview of the September 1, 2022, draft Airport Land Use Commission meeting agenda.

EXECUTIVE COMMITTEE NEW BUSINESS:

5. **PRE-APPROVAL OF SET DOLLAR AMOUNTS FOR IN-TOWN BUSINESS EXPENSES OF THE PRESIDENT/CEO, GENERAL COUNSEL AND CHIEF AUDITOR FOR FISCAL YEAR 2023:**

ACTION: Moved by Board Member Robinson and seconded by Board Member Casillas Salas to approve staff's recommendation to pre-approve the following set dollar amounts for routine, in-town business expenses to be used during Fiscal Year 2023: \$2,000 for the President/CEO, \$1,000 for the General Counsel, and \$1,000 for the Chief Auditor. Motion carried unanimously.

FINANCE COMMITTEE NEW BUSINESS:

2. REVIEW OF THE UNAUDITED FINANCIAL STATEMENTS FOR THE FISCAL YEAR ENDED JUNE 30, 2022:

Elizabeth Stewart, Director, Accounting, provided a presentation on the Unaudited Financial Statements for the Fiscal Year Ended June 30, 2022, that included Enplanements, Landed Weights, Operating Revenue and Expenses, Nonoperating Revenue and Expenses, and Net Position.

RECOMMENDATION: Forward this item to the Board with a recommendation for acceptance

ACTION: Moved by Board Member McNamara and seconded by Board Member Sly to approve staff's recommendation. Motion carried unanimously, noting Board Member von Wilpert as ABSENT.

3. REVIEW OF THE AUTHORITY'S INVESTMENT REPORT AS OF JULY 31, 2022:

John Dillon, Director, Financial Planning & Budget, provided a presentation on the Investment Report as of July 31, 2022, that included Portfolio Characteristics, Sector Distribution, Quality and Maturity Distribution, Investment Performance, and Bond and Short-Term Debt Proceeds.

RECOMMENDATION: Forward this item to the Board with a recommendation for acceptance

ACTION: Moved by Board Member McNamara and seconded by Board Member Sly to approve staff's recommendation. Motion carried unanimously, noting Board Member von Wilpert as ABSENT.

4. UPDATE ON REVOLVER DRAWS AND OUTSTANDING BALANCE:

John Dillon, Director, Financial Planning & Budget, provided an update on the Revolver Draws and Outstanding Balance that included the Revolving Credit Facility Balances.

Chair Cabrera requested more information on column 4 on slide 2 regarding "Forecasted Monthly Interest and Fees" which differed from the "Monthly Interest and Fees" information that was included in the packet.

Scott Brickner, VP, Treasurer & Chief Financial Officer, stated he would report back to the Committee regarding Forecasted Monthly Interest and Fees.

BOARD NEW BUSINESS: None.

COMMITTEE MEMBER COMMENTS: None.

ADJOURNMENT: The meeting adjourned at 9:34 a.m.

APPROVED BY A MOTION OF THE SAN DIEGO COUNTY REGIONAL AIRPORT AUTHORITY
EXECUTIVE COMMITTEE THIS 26TH DAY OF SEPTEMBER 2022.

ATTEST:

TONY R. RUSSELL
DIRECTOR, BOARD SERVICES/
AUTHORITY CLERK

APPROVED AS TO FORM:

AMY GONZALEZ
GENERAL COUNSEL

SAN DIEGO COUNTY REGIONAL AIRPORT AUTHORITY
Statements of Net Position
as of August 31, 2022
(Unaudited)

ASSETS

	August	
	2022	2021
Current assets:		
Cash and investments ⁽¹⁾	\$ 146,041,601	\$ 186,710,045
Tenant lease receivable, net of allowance of 2022: (\$236,762) and 2021: (\$62,278)	19,477,813	20,872,386
Grants receivable	22,082,278	4,378,297
Notes receivable-current portion	6,599,215	2,243,644
Prepaid expenses and other current assets	16,153,169	7,774,022
Total current assets	210,354,076	221,978,394
Cash designated for capital projects and other⁽¹⁾	57,686,970	44,289,359
Restricted assets:		
Cash and investments:		
Bonds reserve ⁽¹⁾	65,947,554	62,380,013
Passenger facility charges and interest unapplied ⁽¹⁾	59,842,000	49,448,108
Customer facility charges and interest unapplied ⁽¹⁾	25,030,817	26,720,759
SBD Bond Guarantee ⁽¹⁾	2,222,300	2,222,300
Bond proceeds held by trustee ⁽¹⁾	1,976,875,935	450,986,351
Passenger facility charges receivable	4,185,575	5,273,642
Customer facility charges receivable	3,146,862	2,569,445
Customer facility charges held by trustee	159,777	4,484
OCIP insurance reserve	2,403,167	5,075,108
Total restricted assets	2,139,813,987	604,680,210
Noncurrent assets:		
Capital assets:		
Land and land improvements	180,048,852	185,938,344
Runways, roads and parking lots	637,018,389	719,974,821
Buildings and structures	1,808,482,369	1,872,226,869
Machinery and equipment	62,063,746	62,270,136
Vehicles	28,403,415	24,502,314
Office furniture and equipment	34,625,772	36,490,633
Works of art	13,980,641	13,980,641
Construction-in-progress	678,270,973	273,280,680
	3,442,894,157	3,188,664,438
Less accumulated depreciation	(1,309,419,724)	(1,356,333,050)
Total capital assets, net	2,133,474,433	1,832,331,388
Other assets:		
Notes receivable - long-term portion	24,654,932	23,935,993
Investments - long-term portion ⁽¹⁾	251,253,241	144,343,387
Net pension and OPEB Asset	13,352,522	1,649,215
Security deposit	1,153,034	1,168,882
Total other assets	290,413,729	171,097,477
Deferred outflows of resources:		
Deferred pension outflows	20,924,159	35,898,005
Deferred OPEB outflows	4,240,808	1,783,394
Deferred POB outflows	630,921	910,840
Total assets and deferred outflows of resources	\$ 4,857,539,084	\$ 2,912,969,067

⁽¹⁾ Total cash and investments, \$2,584,900,419 for 2022 and \$967,100,322 for 2021

SAN DIEGO COUNTY REGIONAL AIRPORT AUTHORITY
Statements of Net Position
as of August 31, 2022
(Unaudited)

LIABILITIES AND NET POSITION

	August	
	2022	2021
Current liabilities:		
Accounts payable and accrued liabilities	\$ 98,394,016	\$ 65,068,972
Deposits and other current liabilities	16,904,499	7,227,067
Total current liabilities	115,298,515	72,296,039
Current liabilities - payable from restricted assets:		
Current portion of long-term debt	49,855,000	39,125,000
Accrued interest on bonds and variable debt	24,076,145	13,429,810
Total liabilities payable from restricted assets	73,931,145	52,554,810
Long-term liabilities:		
Variable debt	80,100,000	80,100,000
Other long-term liabilities	64,722,150	14,944,905
Long term debt - bonds net of amortized premium	3,573,132,941	1,757,446,482
Net pension liability	-	34,018,795
Total long-term liabilities	3,717,955,091	1,886,510,182
Total liabilities	3,907,184,751	2,011,361,031
Deferred inflows of resources:		
Deferred pension inflows	26,976,051	2,065,506
Deferred OPEB inflows	4,901,161	890,973
Deferred POB inflows	282,243	200,876
Deferred Inflows Bond Refunding	9,859,704	3,834,215
Total liabilities and deferred inflows of resources	\$ 3,949,203,910	\$ 2,018,352,601
Net Position:		
Invested in capital assets, net of related debt	346,067,811	316,626,855
Other restricted	170,524,457	158,763,616
Unrestricted:		
Designated	85,571,964	72,216,482
Undesignated	306,170,942	347,009,513
Total Net Position	\$ 908,335,174	\$ 894,616,466

SAN DIEGO COUNTY REGIONAL AIRPORT AUTHORITY
Statements of Revenues, Expenses, and Changes in Net Position
For the Month Ended August 31, 2022
(Unaudited)

	Budget	Actual	Variance Favorable (Unfavorable)	% Change	Prior Year
Operating revenues:					
Aviation revenue:					
Landing fees	\$ 4,071,859	\$ 4,824,172	\$ 752,313	18%	\$ 3,516,881
Aircraft parking fees	955,265	1,604,269	649,004	68%	979,842
Building rentals	11,794,857	13,679,476	1,884,619	16%	10,898,757
CUPPS Support Charges	1,014,225	1,098,584	84,359	8%	1,142,571
Other aviation revenue	(483,554)	(399,212)	84,342	17%	(5,201)
Terminal rent non-airline	216,705	238,073	21,368	10%	228,018
Terminal concessions	2,031,126	2,515,749	484,623	24%	1,977,434
Rental car license fees	3,400,972	4,863,094	1,462,122	43%	3,808,215
Rental car center cost recovery	124,918	175,494	50,576	40%	158,279
License fees other	511,405	914,970	403,565	79%	420,805
Parking revenue	3,014,253	3,620,844	606,591	20%	3,780,145
Ground transportation permits and citations	1,120,470	1,716,967	596,497	53%	887,657
Ground rentals	1,971,066	2,057,337	86,271	4%	1,889,469
Grant reimbursements	24,800	24,800	-	-	37,920
Other operating revenue	116,297	364,640	248,343	214%	124,385
Total operating revenues	29,884,664	37,299,257	7,414,593	25%	29,845,177
Operating expenses:					
Salaries and benefits	4,291,326	3,968,493	322,833	8%	3,697,433
Contractual services	3,839,095	3,397,139	441,956	12%	2,072,631
Safety and security	2,986,657	2,778,147	208,510	7%	2,859,869
Space rental	874,270	874,263	7	-	887,068
Utilities	1,535,482	1,521,802	13,680	1%	1,297,029
Maintenance	1,741,608	1,652,680	88,928	5%	712,275
Equipment and systems	23,024	27,658	(4,634)	(20)%	33,936
Materials and supplies	84,198	37,473	46,725	55%	27,269
Insurance	159,693	187,677	(27,984)	(18)%	132,744
Employee development and support	66,791	82,133	(15,342)	(23)%	38,988
Business development	213,438	127,818	85,620	40%	119,890
Equipment rentals and repairs	418,590	255,751	162,839	39%	263,561
Total operating expenses	16,234,172	14,911,034	1,323,138	8%	12,142,693
Depreciation	10,660,811	10,660,811	-	-	11,178,005
Operating income (loss)	2,989,680	11,727,412	8,737,731	292%	6,524,480
Nonoperating revenue (expenses):					
Passenger facility charges	4,141,700	5,247,683	1,105,983	27%	3,844,959
Customer facility charges	3,124,229	3,401,570	277,341	9%	2,649,722
Quieter Home Program	(173,489)	(141,249)	32,240	19%	(196,402)
Interest income	2,419,901	2,756,281	336,380	14%	889,710
Interest expense	(12,042,692)	(12,090,078)	(47,386)	-	(6,732,775)
Bond amortization costs	2,245,704	2,245,760	56	-	1,151,742
Other nonoperating income (expenses)	(833)	(8,715,615)	(8,714,782)	-	(469,466)
Nonoperating revenue, net	(285,480)	(7,295,648)	(7,010,168)	(2456)%	1,137,490
Change in net position before capital grant contributions	2,704,199	4,431,764	1,727,563	64%	7,661,969
Capital grant contributions	673,869	521,998	(151,871)	(23)%	177,708
Change in net position	\$ 3,378,068	\$ 4,953,762	\$ 1,575,692	47%	\$ 7,839,677

SAN DIEGO COUNTY REGIONAL AIRPORT AUTHORITY
Statements of Revenues, Expenses, and Changes in Net Position
For the Two Months Ended August 31, 2022 and 2021
(Unaudited)

	Budget	Actual	Variance Favorable (Unfavorable)	% Change	Prior Year
Operating revenues:					
Aviation revenue:					
Landing fees	\$ 8,226,253	\$ 8,988,545	\$ 762,292	9%	\$ 7,057,668
Aircraft parking fees	1,912,241	2,315,024	402,783	21%	3,117,199
Building rentals	23,759,829	25,571,012	1,811,183	8%	21,630,350
CUPPS Support Charges	2,063,652	2,148,011	84,359	4%	2,239,693
Other aviation revenue	(992,731)	(743,516)	249,215	25%	(21,913)
Terminal rent non-airline	433,410	462,534	29,124	7%	455,646
Terminal concessions	4,081,290	5,338,061	1,256,771	31%	3,804,322
Rental car license fees	6,799,652	8,261,774	1,462,122	22%	6,834,520
Rental car center cost recovery	254,474	350,989	96,515	38%	316,558
License fees other	1,045,224	1,448,789	403,565	39%	843,213
Parking revenue	6,026,239	7,164,880	1,138,641	19%	7,650,664
Ground transportation permits and citations	2,142,930	2,789,617	646,687	30%	1,744,332
Ground rentals	3,942,132	4,102,426	160,294	4%	3,789,265
Grant reimbursements	49,600	49,600	-	-	62,720
Other operating revenue	261,503	553,788	292,285	112%	296,646
Total operating revenues	60,005,698	68,801,534	8,795,836	15%	59,820,883
Operating expenses:					
Salaries and benefits	8,739,017	8,097,981	641,036	7%	7,467,064
Contractual services	7,235,421	6,757,061	478,360	7%	4,266,687
Safety and security	5,928,930	5,721,311	207,619	4%	5,625,409
Space rental	1,750,940	1,750,325	615	-	1,773,292
Utilities	2,967,974	2,993,930	(25,956)	(1)%	2,591,108
Maintenance	3,008,154	2,926,091	82,063	3%	1,421,586
Equipment and systems	31,358	31,006	352	1%	32,193
Materials and supplies	147,174	95,257	51,917	35%	40,062
Insurance	408,084	370,282	37,802	9%	411,960
Employee development and support	115,903	111,455	4,448	4%	61,354
Business development	354,673	190,556	164,117	46%	136,541
Equipment rentals and repairs	745,396	560,419	184,977	25%	666,116
Total operating expenses	31,433,024	29,605,674	1,827,350	6%	24,493,372
Depreciation	21,429,737	21,429,737	-	-	22,402,747
Operating income (loss)	7,142,937	17,766,123	10,623,186	149%	12,924,764
Nonoperating revenue (expenses):					
Passenger facility charges	6,827,267	7,970,199	1,142,932	17%	6,378,386
Customer facility charges	6,026,172	6,303,513	277,341	5%	5,301,670
Quieter Home Program	(231,807)	(221,259)	10,548	5%	(225,009)
Interest income	4,001,369	4,337,165	335,796	8%	1,780,576
Interest expense	(24,087,599)	(24,118,383)	(30,784)	-	(13,451,784)
Bond amortization costs	4,495,639	4,495,750	111	-	2,306,402
Other nonoperating income (expenses)	(1,667)	(3,092,522)	(3,090,855)	-	(637,010)
Nonoperating revenue, net	(2,970,626)	(4,325,537)	(1,354,911)	(46)%	1,453,231
Change in net position before capital grant contributions	4,172,311	13,440,586	9,268,275	222%	14,377,995
Capital grant contributions	857,599	705,728	(151,871)	(18)%	1,391,652
Change in net position	\$ 5,029,910	\$ 14,146,314	\$ 9,116,404	181%	\$ 15,769,647



San Diego County Regional Airport Authority
Authority Detail Income Statement - Supplemental Schedule
 For the two months ended August 31, 2022
 (Unaudited)

Print Date: 9/14/2022
 Print Time: 5:48:45PM
 Report ID: GL0012

	Month to Date					Year to Date				
	Budget	Actual	Variance Favorable (Unfavorable)	Variance Percent	Prior Year Actual	Budget	Actual	Variance Favorable (Unfavorable)	Variance Percent	Prior Year Actual
Landing Fees										
41112 - Landing Fees	\$4,071,859	\$4,821,783	\$749,924	18	\$3,535,785	\$8,226,253	\$8,976,177	\$749,924	9	\$7,096,008
41113 - Landing Fee Rebate	0	2,389	2,389	0	(18,904)	0	12,368	12,368	0	(38,340)
Total Landing Fees	4,071,859	4,824,172	752,313	18	3,516,881	8,226,253	8,988,545	762,292	9	7,057,668
Aircraft Parking Fees										
41160 - Aircraft Parking Position Rent	829,379	583,159	(246,220)	(30)	416,112	1,658,758	1,166,317	(492,441)	(30)	832,225
41162 - Parking Position Turn Fee	55,680	521,739	466,059	837	357,119	112,489	578,548	466,059	414	845,848
41165 - Overnight Parking Fee	70,206	499,371	429,165	611	206,611	140,994	570,159	429,165	304	1,439,127
Total Aircraft Parking Fees	955,265	1,604,269	649,004	68	979,842	1,912,241	2,315,024	402,783	21	3,117,199
Building and Other Rents										
41210 - Terminal Rent	11,335,429	13,518,038	2,182,609	19	10,813,746	22,897,532	25,006,705	2,109,173	9	21,462,197
41211 - Terminal Rent-Waived	0	0	0	0	(21,979)	0	0	0	0	(43,957)
41215 - Federal Inspection Services	459,428	161,438	(297,990)	(65)	106,990	862,297	564,307	(297,990)	(35)	212,110
Total Building and Other Rents	11,794,857	13,679,476	1,884,619	16	10,898,757	23,759,829	25,571,012	1,811,183	8	21,630,350
CUPPS Support Charges										
41400 - Common Use Fees	1,014,225	1,098,584	84,359	8	1,142,571	2,063,652	2,148,011	84,359	4	2,239,693
Total CUPPS Support Charges	1,014,225	1,098,584	84,359	8	1,142,571	2,063,652	2,148,011	84,359	4	2,239,693
Other Aviation										
43100 - Fuel Franchise Fees	25,090	23,356	(1,734)	(7)	24,444	50,689	48,955	(1,734)	(3)	44,957
43140 - Air Service Incentive Rebates	(508,644)	(422,568)	86,076	17	(29,645)	(1,043,420)	(792,471)	250,949	24	(66,870)
Total Other Aviation	(483,554)	(399,212)	84,342	17	(5,201)	(992,731)	(743,516)	249,215	25	(21,913)
Non-Airline Terminal Rents										
45010 - Terminal Rent - Non-Airline	216,705	238,073	21,368	10	228,018	433,410	462,534	29,124	7	455,646
Total Non-Airline Terminal Rents	216,705	238,073	21,368	10	228,018	433,410	462,534	29,124	7	455,646

San Diego County Regional Airport Authority
Authority Detail Income Statement - Supplemental Schedule
For the two months ended August 31, 2022
(Unaudited)

Print Date: 9/14/2022
Print Time: 5:48:45PM
Report ID: GL0012

	Month to Date					Year to Date				
	Budget	Actual	Variance Favorable (Unfavorable)	Variance Percent	Prior Year Actual	Budget	Actual	Variance Favorable (Unfavorable)	Variance Percent	Prior Year Actual
Concession Revenue										
45111 - Term Concessions-Food & Bev	\$941,192	\$1,211,868	\$270,676	29	\$1,230,757	\$1,886,297	\$2,432,130	\$545,833	29	\$2,307,828
45112 - Terminal Concessions - Retail	527,781	843,031	315,250	60	719,391	1,081,201	1,682,947	601,746	56	1,445,255
45113 - Term Concessions - Other	185,039	323,459	138,420	75	273,564	358,572	655,364	296,791	83	551,164
45114 - Term Concessions Space Rents	84,403	45,387	(39,016)	(46)	83,567	168,806	137,621	(31,185)	(18)	167,134
45115 - Term Concessions Cost Recovery	98,655	118,937	20,282	21	97,884	197,310	253,664	56,354	29	172,457
45116 - Rec Distr Center Cost Recovery	142,884	131,665	(11,219)	(8)	110,746	285,768	264,460	(21,308)	(7)	220,326
45117 - Concessions Marketing Program	51,172	70,133	18,961	37	53,777	103,336	139,984	36,648	35	102,670
45119 - Term Concessions-Revenue Waived	0	(228,730)	(228,730)	0	(592,252)	0	(228,109)	(228,109)	0	(1,162,512)
45120 - Rental car license fees	3,400,972	4,863,094	1,462,122	43	3,808,215	6,799,652	8,261,774	1,462,122	22	6,834,520
45121 - Rental Car Center Cost Recover	124,918	175,494	50,576	40	158,279	254,474	350,989	96,515	38	316,558
45130 - License Fees - Other	511,405	914,970	403,565	79	420,204	1,045,224	1,448,789	403,565	39	858,943
45131 - License Fees Other Waiver	0	0	0	0	601	0	0	0	0	(15,729)
Total Concession Revenue	6,068,421	8,469,307	2,400,886	40	6,364,733	12,180,640	15,399,613	3,218,973	26	11,798,613
Parking and Ground Transportat										
45210 - Parking	3,014,253	3,620,844	606,591	20	3,780,145	6,026,239	7,164,880	1,138,641	19	7,650,664
45220 - AVI fees	1,101,117	1,674,846	573,729	52	834,639	2,113,037	2,718,571	605,534	29	1,667,239
45240 - Ground Transportation Pe	1,145	13,354	12,209	1,067	36,114	2,290	32,884	30,595	1,336	51,325
45250 - Citations	18,208	28,767	10,559	58	16,904	27,603	38,162	10,559	38	25,767
Total Parking and Ground Transportat	4,134,723	5,337,811	1,203,088	29	4,667,802	8,169,169	9,954,498	1,785,329	22	9,394,996
Ground Rentals										
45310 - Ground Rental Fixed - N	1,743,110	1,803,773	60,663	3	1,704,248	3,486,220	3,613,172	126,952	4	3,403,652
45315 - ASB Cost Recovery	23,564	23,564	0	0	15,784	47,127	47,127	0	0	31,567
45320 - Ground Rental - Percenta	0	0	0	0	7,691	0	0	0	0	30,553
45325 - Fuel Lease Revenue	203,096	210,906	7,811	4	161,747	406,191	421,813	15,622	4	323,493
45326 - AFO Cost Recovery	1,297	19,093	17,796	1,372	0	2,594	20,314	17,720	683	0
Total Ground Rentals	1,971,066	2,057,337	86,271	4	1,889,469	3,942,132	4,102,426	160,294	4	3,789,265
Grant Reimbursements										
45410 - TSA Reimbursements	24,800	24,800	0	0	37,920	49,600	49,600	0	0	62,720
Total Grant Reimbursements	24,800	24,800	0	0	37,920	49,600	49,600	0	0	62,720

San Diego County Regional Airport Authority
Authority Detail Income Statement - Supplemental Schedule
For the two months ended August 31, 2022
(Unaudited)

Print Date: 9/14/2022
Print Time: 5:48:45PM
Report ID: GL0012

	Month to Date					Year to Date				
	Budget	Actual	Variance Favorable (Unfavorable)	Variance Percent	Prior Year Actual	Budget	Actual	Variance Favorable (Unfavorable)	Variance Percent	Prior Year Actual
Other Operating Revenue										
45510 - Finger Printing Fee	\$16,067	\$17,046	\$979	6	\$16,067	\$30,871	\$35,656	\$4,785	15	\$30,871
45520 - Utilities Reimbursements	17,912	23,272	5,360	30	17,391	35,824	46,545	10,721	30	34,781
45530 - Miscellaneous Other Reve	1,167	185,757	184,591	15,822	29,052	2,333	187,599	185,265	7,940	30,212
45535 - Innovation Lab Revenue	0	1,666	1,666	0	500	0	1,175	1,175	0	500
45540 - Service Charges	7,314	28,675	21,361	292	13,772	14,628	57,240	42,612	291	77,340
45550 - Telecom Services	63,250	76,589	13,339	21	38,177	126,500	153,178	26,678	21	76,354
45570 - FBO Landing Fees	10,587	31,635	21,048	199	10,588	50,187	71,235	21,048	42	46,588
45580 - Equipment Rental	0	0	0	0	0	1,160	1,160	0	0	1,160
45599 - Other Operating Rev Waived	0	0	0	0	(1,160)	0	0	0	0	(1,160)
Total Other Operating Revenue	116,297	364,640	248,344	214	124,386	261,503	553,788	292,285	112	296,646
Total Operating Revenue	29,884,664	37,299,257	7,414,593	25	29,845,177	60,005,698	68,801,534	8,795,837	15	59,820,883
Personnel Expenses										
Salaries										
51110 - Salaries & Wages	3,088,389	2,407,198	681,192	22	2,222,540	6,225,143	4,757,409	1,467,733	24	4,537,839
51210 - Paid Time Off	0	330,011	(330,011)	0	267,200	0	727,790	(727,790)	0	640,957
51220 - Holiday Pay	0	0	0	0	0	0	54,870	(54,870)	0	48,155
51240 - Other Leave With Pay	0	28,166	(28,166)	0	27,892	0	56,397	(56,397)	0	45,717
51250 - Special Pay	0	(13,539)	13,539	0	392	0	25,820	(25,820)	0	(41,323)
Total Salaries	3,088,389	2,751,835	336,554	11	2,518,024	6,225,143	5,622,286	602,857	10	5,231,344
52110 - Overtime	67,789	42,713	25,076	37	45,788	109,756	113,569	(3,813)	(3)	85,654

San Diego County Regional Airport Authority
Authority Detail Income Statement - Supplemental Schedule
For the two months ended August 31, 2022
(Unaudited)

Print Date: 9/14/2022
Print Time: 5:48:45PM
Report ID: GL0012

	Month to Date					Year to Date				
	Budget	Actual	Variance Favorable (Unfavorable)	Variance Percent	Prior Year Actual	Budget	Actual	Variance Favorable (Unfavorable)	Variance Percent	Prior Year Actual
Benefits										
54110 - FICA Tax	\$237,956	\$194,268	\$43,688	18	\$200,329	\$478,674	\$409,395	\$69,279	14	\$405,726
54120 - Unemployment Insurance-S	0	0	0	0	1,687	0	0	0	0	1,687
54130 - Workers Compensation Ins	27,929	14,686	13,243	47	12,856	56,219	29,264	26,954	48	26,507
54135 - Workers Comp Incident Expense	0	85,192	(85,192)	0	41,856	0	85,192	(85,192)	0	41,856
54210 - Medical Insurance	397,180	323,761	73,419	18	326,222	794,359	647,575	146,785	18	656,080
54220 - Dental Insurance	22,597	20,153	2,443	11	20,329	45,193	40,118	5,075	11	41,109
54230 - Vision Insurance	3,428	2,996	431	13	2,981	6,855	5,988	867	13	6,001
54240 - Life Insurance	6,189	4,992	1,197	19	5,128	12,377	9,968	2,409	19	10,356
54250 - Short Term Disability	19,579	16,040	3,539	18	12,114	39,154	32,051	7,102	18	24,494
54310 - Retirement	870,906	867,591	3,315	0	812,643	1,876,777	1,806,344	70,433	4	1,757,692
54315 - Retiree Health Benefits	87,745	91,969	(4,224)	(5)	88,634	175,490	183,887	(8,397)	(5)	177,905
54410 - Taxable Benefits	0	0	0	0	1,659	0	0	0	0	2,864
54430 - Accrued Vacation	54,167	(19,119)	73,286	135	5,329	108,333	(26,670)	135,004	125	(64,366)
Total Benefits	1,727,674	1,602,530	125,144	7	1,531,764	3,593,431	3,223,111	370,319	10	3,087,909
Cap Labor/Burden/OH Recharge										
54510 - Capitalized Labor Recha	(538,277)	(247,533)	(290,745)	(54)	(200,301)	(1,080,876)	(469,250)	(611,626)	(57)	(505,008)
54515 - Capitalized Burden Rech	0	(161,908)	161,908	0	(149,857)	0	(326,455)	326,455	0	(341,563)
Total Cap Labor/Burden/OH Recharge	(538,277)	(409,440)	(128,837)	(24)	(350,158)	(1,080,876)	(795,705)	(285,171)	(26)	(846,571)
QHP Labor/Burden/OH Recharge										
54520 - QHP Labor Recharge	(54,249)	(29,914)	(24,336)	(45)	(20,870)	(108,437)	(58,277)	(50,160)	(46)	(45,975)
54525 - QHP Burden Recharge	0	(12,730)	12,730	0	(7,664)	0	(24,372)	24,372	0	(16,316)
54526 - QHP OH Contra Acct	0	(6,973)	6,973	0	(19,451)	0	(13,103)	13,103	0	(28,982)
Total QHP Labor/Burden/OH Recharge	(54,249)	(49,617)	(4,632)	(9)	(47,986)	(108,437)	(95,753)	(12,685)	(12)	(91,273)
MM&JS Labor/Burden/OH Recharge										
54530 - MM & JS Labor Recharge	0	30,471	(30,471)	0	0	0	30,471	(30,471)	0	0
Total MM&JS Labor/Burden/OH Recharge	0	30,471	(30,471)	0	0	0	30,471	(30,471)	0	0
Total Personnel Expenses	4,291,326	3,968,493	322,833	8	3,697,433	8,739,017	8,097,981	641,036	7	7,467,064
Non-Personnel Expenses										

San Diego County Regional Airport Authority
Authority Detail Income Statement - Supplemental Schedule
For the two months ended August 31, 2022
(Unaudited)

Print Date: 9/14/2022
Print Time: 5:48:45PM
Report ID: GL0012

	Month to Date					Year to Date				
	Budget	Actual	Variance Favorable (Unfavorable)	Variance Percent	Prior Year Actual	Budget	Actual	Variance Favorable (Unfavorable)	Variance Percent	Prior Year Actual
Contract Services										
61100 - Temporary Staffing	\$38,525	\$31,032	\$7,493	19	\$3,927	\$77,050	\$63,281	\$13,769	18	\$8,855
61110 - Auditing Services	31,000	20,000	11,000	35	5,000	32,000	20,000	12,000	38	5,000
61120 - Legal Services	20,000	38,724	(18,724)	(94)	(50,417)	40,000	73,823	(33,823)	(85)	47,620
61130 - Services - Professional	617,717	539,756	77,961	13	208,452	1,175,384	1,017,720	157,664	13	692,847
61150 - Outside Svs - Other	326,095	269,276	56,819	17	301,999	645,468	638,526	6,942	1	586,165
61160 - Services - Custodial	2,663,723	2,361,139	302,584	11	1,486,090	4,981,450	4,667,949	313,501	6	2,694,307
61190 - Receiving & Dist Cntr Services	142,034	137,212	4,822	3	117,579	284,068	275,761	8,307	3	231,894
Total Contract Services	3,839,095	3,397,139	441,955	12	2,072,631	7,235,421	6,757,061	478,360	7	4,266,687
Safety and Security										
61170 - Services - Fire, Police,	627,576	637,143	(9,567)	(2)	610,267	1,261,704	1,265,246	(3,542)	0	1,204,434
61180 - Services - SDUPD-Harbor	1,764,294	1,764,294	0	0	1,753,877	3,507,785	3,514,294	(6,509)	0	3,391,446
61185 - Guard Services	441,785	243,703	198,082	45	328,803	877,465	679,790	197,675	23	728,803
61188 - Other Safety & Security Serv	153,002	133,007	19,995	13	166,922	281,976	261,981	19,995	7	300,727
Total Safety and Security	2,986,657	2,778,147	208,510	7	2,859,869	5,928,930	5,721,311	207,619	4	5,625,409
Space Rental										
62100 - Rent	874,270	874,263	8	0	887,068	1,750,940	1,750,325	615	0	1,773,292
Total Space Rental	874,270	874,263	8	0	887,068	1,750,940	1,750,325	615	0	1,773,292
Utilities										
63100 - Telephone & Other Commun	48,158	(21,733)	69,891	145	38,217	96,357	31,779	64,578	67	57,584
63110 - Utilities - Gas & Electr	1,361,833	1,418,043	(56,210)	(4)	1,171,751	2,627,891	2,718,354	(90,463)	(3)	2,380,816
63120 - Utilities - Water	125,491	125,491	0	0	87,061	243,726	243,797	(71)	0	152,708
Total Utilities	1,535,482	1,521,802	13,681	1	1,297,029	2,967,974	2,993,930	(25,957)	(1)	2,591,108
Maintenance										
64100 - Facilities Supplies	71,950	65,994	5,956	8	40,476	142,750	130,975	11,775	8	79,034
64110 - Maintenance - Annual R	1,559,762	1,543,349	16,413	1	644,042	2,705,498	2,719,788	(14,290)	(1)	1,284,378
64125 - Major Maintenance - Mat	68,896	36,235	32,661	47	3,094	77,906	45,245	32,661	42	2,704
64140 - Refuse & Hazardous Waste	41,000	7,102	33,898	83	24,662	82,000	30,082	51,918	63	55,470
Total Maintenance	1,741,608	1,652,680	88,928	5	712,275	3,008,154	2,926,091	82,064	3	1,421,586
Equipment and Systems										
65100 - Equipment & Systems	23,024	27,658	(4,633)	(20)	33,936	31,358	31,006	352	1	32,193
Total Equipment and Systems	23,024	27,658	(4,633)	(20)	33,936	31,358	31,006	352	1	32,193

San Diego County Regional Airport Authority
Authority Detail Income Statement - Supplemental Schedule
For the two months ended August 31, 2022
(Unaudited)

Print Date: 9/14/2022
Print Time: 5:48:45PM
Report ID: GL0012

	Month to Date					Year to Date				
	Budget	Actual	Variance Favorable (Unfavorable)	Variance Percent	Prior Year Actual	Budget	Actual	Variance Favorable (Unfavorable)	Variance Percent	Prior Year Actual
Materials and Supplies										
65110 - Office & Operating Suppl	\$72,083	\$21,658	\$50,424	70	\$22,576	\$124,613	\$66,949	\$57,664	46	\$35,462
65120 - Safety Equipment & Suppl	9,116	14,698	(5,583)	(61)	4,693	18,061	25,067	(7,006)	(39)	4,600
65130 - Tools - Small	3,000	1,117	1,883	63	0	4,500	3,241	1,259	28	0
Total Materials and Supplies	84,198	37,473	46,725	55	27,269	147,174	95,257	51,917	35	40,062
Insurance										
67170 - Insurance - Property	96,250	95,947	303	0	79,758	192,500	167,803	24,697	13	159,516
67171 - Insurance - Liability	19,736	18,625	1,111	6	16,042	39,472	37,250	2,222	6	32,083
67172 - Insurance - Public Offic	19,128	21,255	(2,127)	(11)	13,714	39,457	34,969	4,488	11	27,427
67173 - Insurance Miscellaneous	24,579	51,849	(27,270)	(111)	23,231	136,656	130,260	6,396	5	192,934
Total Insurance	159,693	187,677	(27,984)	(18)	132,744	408,084	370,282	37,802	9	411,960
Employee Development and Suppo										
66120 - Awards - Service	1,979	2,000	(21)	(1)	3,000	3,474	3,406	68	2	3,500
66130 - Book & Periodicals	5,016	3,245	1,770	35	748	7,982	4,445	3,536	44	970
66220 - License & Certifications	325	651	(326)	(100)	3,388	425	749	(324)	(76)	3,838
66260 - Recruiting	3,375	4,096	(721)	(21)	2,734	6,750	4,096	2,654	39	2,934
66280 - Seminars & Training	22,607	35,870	(13,263)	(59)	8,320	31,556	42,964	(11,408)	(36)	11,665
66290 - Transportation	12,503	10,138	2,366	19	9,709	25,007	20,361	4,646	19	19,578
66305 - Travel-Employee Developm	8,344	9,125	(781)	(9)	940	16,660	11,920	4,741	28	940
66310 - Tuition	4,167	4,475	(308)	(7)	6,484	8,333	5,000	3,334	40	9,482
66320 - Uniforms	8,475	12,533	(4,058)	(48)	3,667	15,717	18,516	(2,799)	(18)	8,447
Total Employee Development and Suppo	66,791	82,133	(15,342)	(23)	38,988	115,903	111,455	4,448	4	61,354
Business Development										
66100 - Advertising	93,914	52,504	41,411	44	77,056	152,321	67,409	84,911	56	78,157
66200 - Memberships & Dues	24,629	12,085	12,544	51	18,724	54,963	30,923	24,039	44	50,378
66225 - Permits, Licenses & Taxes	7,929	7,436	493	6	0	15,558	7,436	8,122	52	0
66230 - Postage & Shipping	1,222	448	774	63	430	2,443	3,610	(1,167)	(48)	419
66240 - Promotional Activities	69,709	28,332	41,377	59	20,578	95,671	48,344	47,327	49	4,488
66250 - Promotional Materials	1,938	370	1,567	81	1,130	4,445	(1,086)	5,531	124	1,130
66300 - Travel-Business Developm	14,098	26,645	(12,547)	(89)	1,970	29,273	33,919	(4,647)	(16)	1,970
Total Business Development	213,438	127,818	85,620	40	119,890	354,673	190,556	164,117	46	136,541

San Diego County Regional Airport Authority
Authority Detail Income Statement - Supplemental Schedule
For the two months ended August 31, 2022
(Unaudited)

Print Date: 9/14/2022
Print Time: 5:48:45PM
Report ID: GL0012

	Month to Date					Year to Date				
	Budget	Actual	Variance Favorable (Unfavorable)	Variance Percent	Prior Year Actual	Budget	Actual	Variance Favorable (Unfavorable)	Variance Percent	Prior Year Actual
Equipment Rentals and Repairs										
66140 - Computer Licenses & Agre	\$108,839	\$45,948	\$62,892	58	\$64,780	\$144,700	\$65,464	\$79,236	55	\$147,789
66150 - Equipment Rental/Leasing	6,980	3,532	3,448	49	5,043	15,009	9,334	5,675	38	12,487
66160 - Tenant Improvements	70,890	63,076	7,814	11	3,693	102,165	94,351	7,814	8	21,076
66270 - Repairs - Office Equipme	231,881	143,195	88,686	38	190,047	483,523	391,270	92,253	19	484,764
Total Equipment Rentals and Repairs	418,590	255,751	162,839	39	263,562	745,397	560,419	184,978	25	666,116
Total Non-Personnel Expenses	11,942,847	10,942,541	1,000,306	8	8,445,260	22,694,007	21,507,694	1,186,314	5	17,026,308
Total Departmental Expenses before	16,234,172	14,911,034	1,323,139	8	12,142,693	31,433,024	29,605,674	1,827,350	6	24,493,372
Depreciation and Amortization										
69110 - Depreciation Expense	10,660,811	10,660,811	0	0	11,178,005	21,429,737	21,429,737	0	0	22,402,747
Total Depreciation and Amortization	10,660,811	10,660,811	0	0	11,178,005	21,429,737	21,429,737	0	0	22,402,747
Non-Operating Revenue/(Expense)										
Passenger Facility Charges										
71110 - Passenger Facility Charg	4,141,700	5,247,683	1,105,983	27	3,844,959	6,827,267	7,970,199	1,142,932	17	6,378,386
Total Passenger Facility Charges	4,141,700	5,247,683	1,105,983	27	3,844,959	6,827,267	7,970,199	1,142,932	17	6,378,386
Customer Facility Charges										
71120 - Customer facility charges (Con	3,124,229	3,401,570	277,341	9	2,649,722	6,026,172	6,303,513	277,341	5	5,301,670
Total Customer Facility Charges	3,124,229	3,401,570	277,341	9	2,649,722	6,026,172	6,303,513	277,341	5	5,301,670
Quieter Home Program										
71212 - Quieter Home - Labor	(79,669)	(29,914)	49,755	62	(20,870)	(111,998)	(58,277)	53,720	48	(45,975)
71213 - Quieter Home - Burden	0	(12,730)	(12,730)	0	(7,664)	0	(24,372)	(24,372)	0	(16,316)
71214 - Quieter Home - Overhead	(21,047)	(6,973)	14,073	67	(19,451)	(29,587)	(13,103)	16,484	56	(28,982)
71215 - Quieter Home - Material	(1,726,126)	(1,020,749)	705,377	41	(872,673)	(2,299,342)	(1,645,994)	653,349	28	(1,342,056)
71216 - Quieter Home Program	1,653,353	929,117	(724,236)	(44)	724,256	2,209,120	1,520,487	(688,633)	(31)	1,208,320
Total Quieter Home Program	(173,489)	(141,249)	32,240	19	(196,402)	(231,807)	(221,259)	10,548	5	(225,009)

San Diego County Regional Airport Authority
Authority Detail Income Statement - Supplemental Schedule
For the two months ended August 31, 2022
(Unaudited)

Print Date: 9/14/2022
Print Time: 5:48:45PM
Report ID: GL0012

	Month to Date					Year to Date				
	Budget	Actual	Variance Favorable (Unfavorable)	Variance Percent	Prior Year Actual	Budget	Actual	Variance Favorable (Unfavorable)	Variance Percent	Prior Year Actual
Interest Income										
71310 - Interest - Investments	\$814,131	\$802,624	\$(11,507)	(1)	\$590,214	\$1,579,807	\$1,601,215	\$21,408	1	\$1,199,817
71330 - Interest - Variable Debt	0	11,261	11,261	0	0	0	12,333	12,333	0	0
71340 - Interest - Note Receivab	74,501	74,501	0	0	126,258	149,632	149,632	0	0	253,357
71350 - Interest - Other	54,436	44,438	(9,998)	(18)	44,016	109,664	89,629	(20,035)	(18)	88,678
71363 - Interest Income - 2013 Bonds	0	55	55	0	22,928	0	95	95	0	36,752
71364 - Interest Income - 2017 Bond A	0	22,286	22,286	0	7,862	0	46,920	46,920	0	14,088
71365 - Interest Income - 2014 Bond A	0	43,144	43,144	0	10,933	0	98,411	98,411	0	25,595
71366 - Interest Income - 2019A Bond	0	107,080	107,080	0	79,669	0	273,799	273,799	0	152,039
71367 - Interest Income - 2020A Bond	0	32,009	32,009	0	7,830	0	86,703	86,703	0	10,251
71368 - Interest Income - 2021 Bond A	1,476,832	1,618,882	142,050	10	0	2,162,266	1,978,430	(183,836)	(9)	0
Total Interest Income	2,419,901	2,756,281	336,380	14	889,710	4,001,369	4,337,165	335,796	8	1,780,576
Interest Expense										
71412 - Interest Expense 2013 Bonds	0	0	0	0	(1,439,113)	0	0	0	0	(2,878,225)
71413 - Interest Expense 2014 Bond A	(1,270,604)	(1,270,604)	0	0	(1,300,065)	(2,541,207)	(2,541,207)	0	0	(2,600,131)
71414 - Interest Expense 2017 Bond A	(1,110,813)	(1,110,813)	0	0	(1,132,979)	(2,221,625)	(2,221,625)	0	0	(2,265,958)
71415 - Interest Exp 2019A Bond	(1,824,925)	(1,824,925)	0	0	(1,843,425)	(3,649,850)	(3,649,850)	0	0	(3,686,850)
71416 - Interest Expense 2020A Bond	(885,313)	(885,313)	0	0	(967,615)	(1,770,625)	(1,770,625)	0	0	(1,935,229)
71417 - Interest Expense - 2021 Bond	(6,833,852)	(6,833,852)	0	0	0	(13,667,704)	(13,667,704)	0	0	0
71420 - Interest Expense-Variable Debt	(113,475)	(160,111)	(46,636)	(41)	0	(226,950)	(258,234)	(31,284)	(14)	0
71430 - LOC Fees - C/P	0	0	0	0	(63,416)	0	0	0	0	(63,416)
71450 - Trustee Fee Bonds	(1,000)	0	1,000	100	0	(2,000)	0	2,000	100	0
71451 - Program Fees - Variable Debt	0	(1,750)	(1,750)	0	0	(2,000)	(1,750)	250	13	0
71460 - Interest Expense - Other	41,887	41,886	0	0	60,919	83,773	82,023	(1,750)	(2)	72,384
71461 - Interest Expense - Cap Leases	(44,598)	(44,598)	0	0	(47,081)	(89,411)	(89,411)	0	0	(94,359)
Total Interest Expense	(12,042,692)	(12,090,078)	(47,386)	0	(6,732,775)	(24,087,599)	(24,118,383)	(30,784)	0	(13,451,784)
Amortization										
69210 - Amortization - Premium	2,245,704	2,245,760	55	0	1,151,742	4,495,639	4,495,750	111	0	2,306,402
Total Amortization	2,245,704	2,245,760	55	0	1,151,742	4,495,639	4,495,750	111	0	2,306,402

San Diego County Regional Airport Authority
Authority Detail Income Statement - Supplemental Schedule
For the two months ended August 31, 2022
(Unaudited)

Print Date: 9/14/2022
Print Time: 5:48:45PM
Report ID: GL0012

	Month to Date					Year to Date				
	Budget	Actual	Variance Favorable (Unfavorable)	Variance Percent	Prior Year Actual	Budget	Actual	Variance Favorable (Unfavorable)	Variance Percent	Prior Year Actual
Other Non-Operating Income (Expense)										
71510 - Legal Settlement Income	\$0	\$0	\$0	0	\$0	\$0	\$0	\$0	0	\$391
71530 - Gain/Loss On Investments	0	(8,716,932)	(8,716,932)	0	(471,838)	0	(3,324,578)	(3,324,578)	0	(640,750)
71540 - Discounts Earned	0	1,318	1,318	0	1,010	0	1,318	1,318	0	1,986
71610 - Legal Settlement Expense	(833)	0	833	100	0	(1,667)	0	1,667	100	0
71620 - Other non-operating revenue (e	0	0	0	0	1,363	0	230,740	230,740	0	1,363
71630 - Other Non-Operating Expe	0	0	0	0	0	0	(1)	(1)	0	0
Total Other Non-Operating Income (Expense)	(833)	(8,715,615)	(8,714,781)	045,778)	(469,466)	(1,667)	(3,092,521)	(3,090,855)	(185,452)	(637,011)
Total Non-Operating Revenue/(Expense)	(285,480)	(7,295,648)	(7,010,168)	(2,456)	(1,137,490)	(2,970,626)	(4,325,537)	(1,354,911)	(46)	(1,453,231)
Capital Grant Contribution										
72100 - AIP Grants	673,869	521,998	(151,871)	(23)	177,708	857,599	705,728	(151,871)	(18)	1,391,652
Total Capital Grant Contribution	673,869	521,998	(151,871)	(23)	177,708	857,599	705,728	(151,871)	(18)	1,391,652
Total Expenses Net of Non-Operating Revenue/ (Expense)	26,506,595	32,345,495	(5,838,900)	(22)	22,005,500	54,975,788	54,655,220	320,568	1	44,051,236
Net Income/(Loss)	3,378,068	4,953,762	1,575,693	47	7,839,677	5,029,910	14,146,314	9,116,404	181	15,769,647
Equipment Outlay										
73200 - Equipment Outlay Expendi	(178,226)	(6,312)	171,914	96	(80,888)	(216,453)	(5,931)	210,522	97	(101,510)
73299 - Capitalized Equipment Co	0	6,312	6,312	0	80,888	0	5,931	5,931	0	101,510
Total Equipment Outlay	(178,226)	0	178,226	100	0	(216,453)	0	216,453	100	0

Review of the Unaudited Financial Statements for the Two Months Ended August 31, 2022 and 2021

Presented by:
Elizabeth Stewart
Director, Accounting
September 26, 2022

Market Commentary

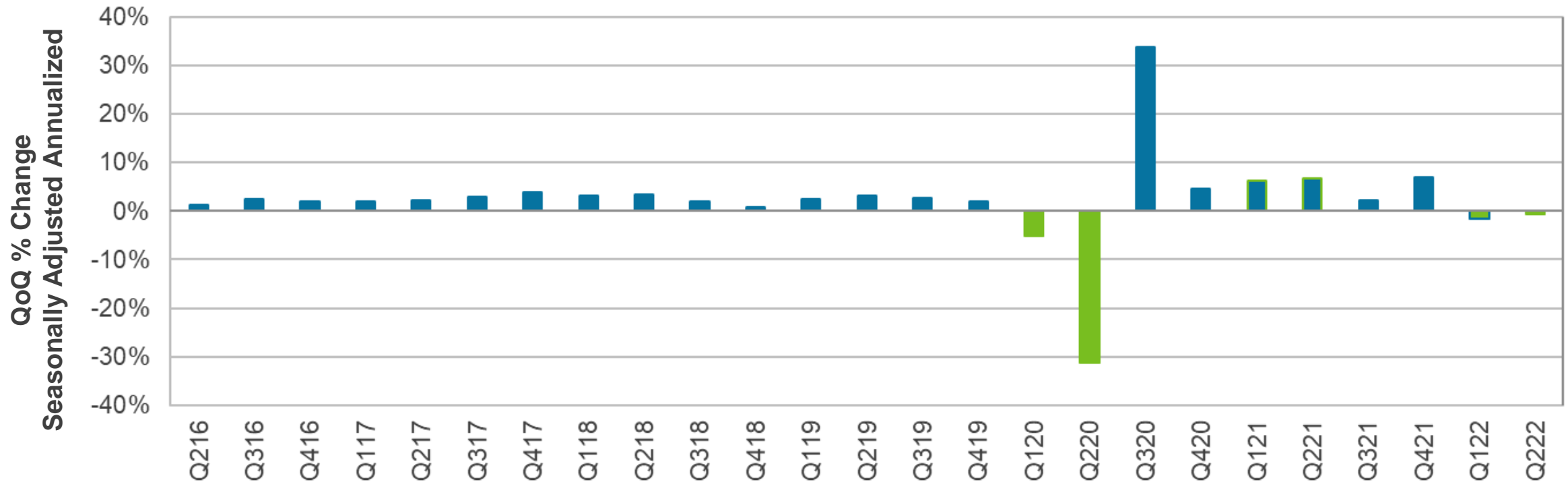
Persistently high inflation and more restrictive monetary policies around the globe are setting the tone for financial markets. Labor markets and consumer balance sheets remain strong; however, inflation is weighing heavily on consumer sentiment and beginning to impact discretionary spending. Corporate earnings have generally performed better than expected. While evidence of slower economic conditions has begun to mount, we expect the Federal Reserve to continue to raise rates until a sustainable improvement in inflationary conditions has been achieved. Over the near-term, we expect financial market volatility to remain intensified and conditions to tighten with persistent inflation, geopolitical risk, supply chain bottlenecks, and the Fed's hawkish monetary policy.

At the July meeting, the Federal Open Market Committee (FOMC) delivered another 75-basis point increase to the Fed Funds Rate, increasing the range to 2.25% to 2.50%. The FOMC acknowledged spending and production were trending lower, offset by a strong labor market and elevated inflation metrics. Although declining to provide “forward guidance”, Fed Chair Powell acknowledged current policy settings are close to neutral but emphasized policy would need to move to a more restrictive stance to counterbalance the elevated inflation trends. We anticipate additional rates hikes as the Fed remains focused on lowering inflation.

Second Quarter GDP

According to the second estimate, U.S. GDP contracted less than originally reported, down -0.6% annualized in the second quarter, an improvement from the first estimate of -0.9%. The upturn reflected positive revisions for consumer spending and inventory investment. The largest negative contribution was from a drop in gross residential investment as the housing sector diminished sharply. The second quarter decline followed a first quarter contraction of -1.6%. Although many market participants link two quarters in a row of negative GDP growth with a recession, an official declaration by the National Bureau of Economic Research is unlikely given the mosaic of data and the strength of the labor market. The consensus estimate calls for 1.4% growth in the third quarter and 1.6% growth for the full year 2022.

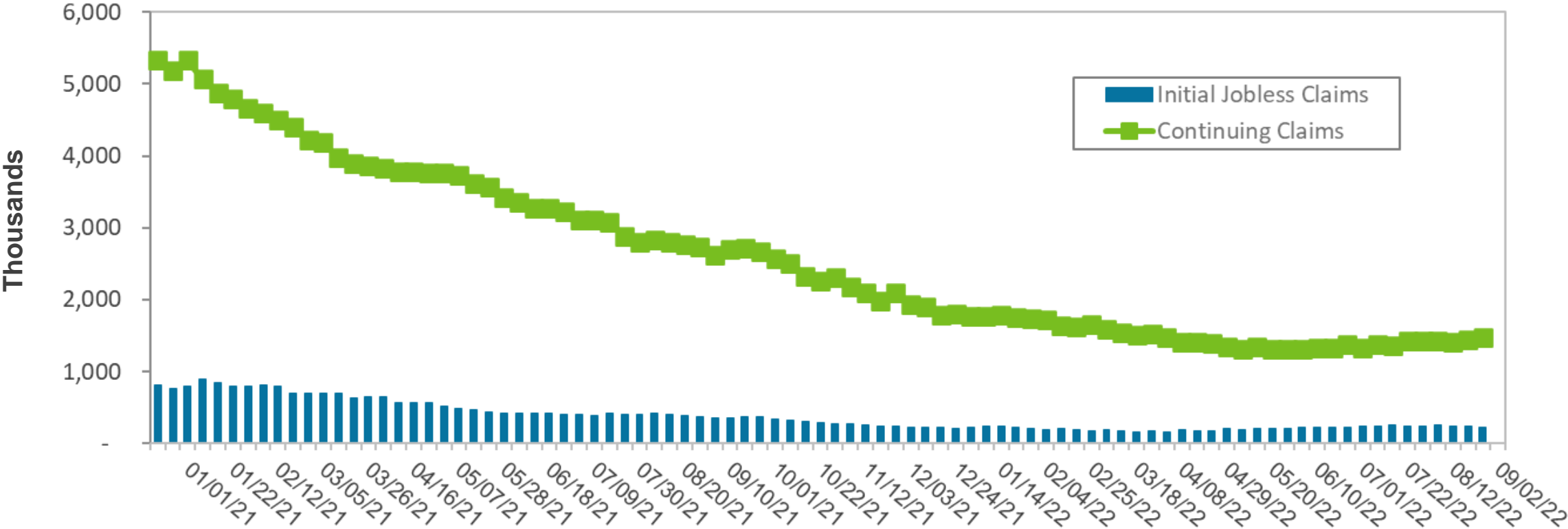
U.S. Gross Domestic Product (QoQ) Second Quarter 2016 – Second Quarter 2022



Initial Claims For Unemployment

In the most recent week, the number of initial jobless claims was 222,000, versus 228,000 in the prior week. The level of continuing unemployment claims (where the data is lagged by one week) increased to 1.473 million. Claims are consistent with a robust labor market.

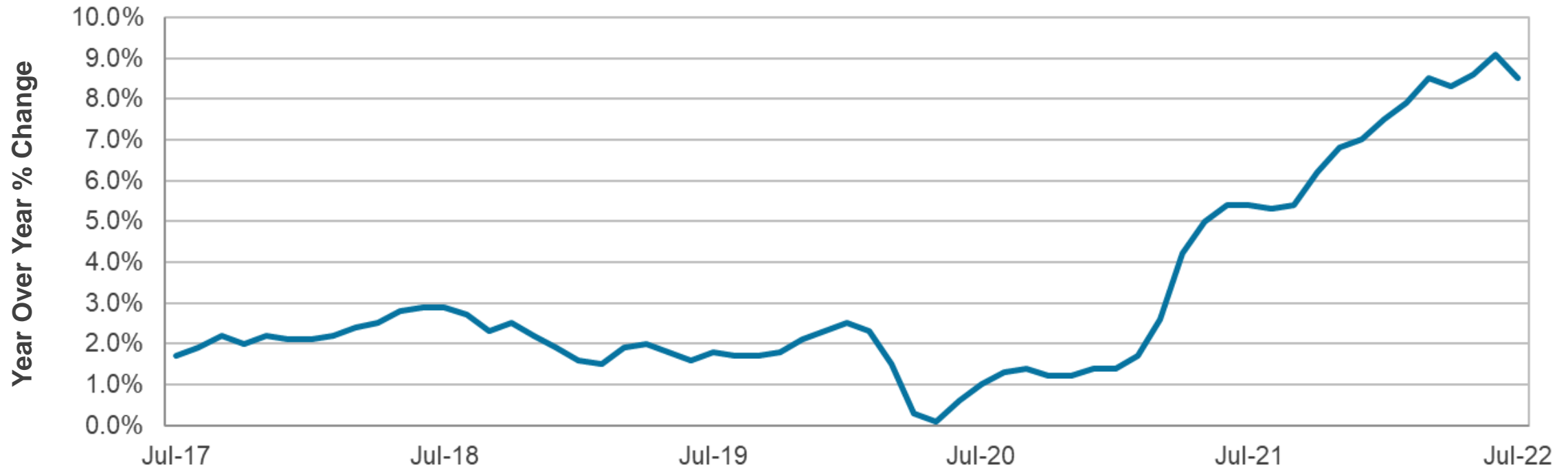
Initial Jobless Claims and 4-Week Moving Average
December 18, 2020 – September 02, 2022



Consumer Price Index

The Consumer Price Index (CPI) decelerated in July from a 40-year high as energy prices fell, although food and shelter prices remained stubbornly high. Headline CPI came in below expectations with an 8.5% year-over-year increase in July, down from a 9.1% year-over-year gain in June. Core CPI (CPI less food and energy) rose 5.9% year-over-year in July, remaining stable with a 5.9% year-over-year increase in June. The Personal Consumption Expenditures (PCE) index came in better than expected, up 6.3% year-over-year in July, versus a 6.8% year-over-year increase June. Core PCE was up 4.6% year-over-year in July, versus up 4.8% year-over-year in June. Persistent elevated inflation is likely to keep the Federal Reserve on the path of tightening monetary policy as long as it continues to run well above the Fed's longer-run target of around 2.0%.

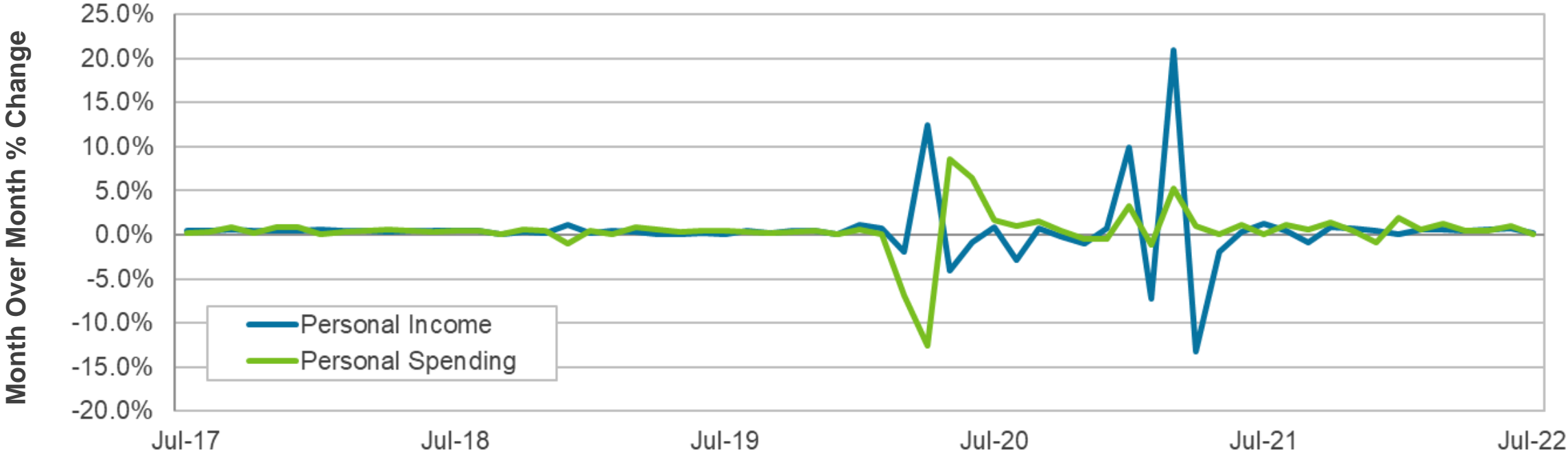
Consumer Price Index (YoY%)
July 2017 – July 2022



Personal Income and Spending

Personal income was up 0.2% month-over-month for July, down from an upwardly revised 0.7% in June. Consumer spending increased only 0.1% in July from up 1.0% in June as the effects of high inflation took a toll. Real consumer spending, adjusted for inflation, was up 0.2% in July from unchanged in June. Spending on durable goods (e.g. automobiles and appliances) gained at the expense of non-durable goods. The personal savings rate was unchanged at 5.0% in July, the lowest level since 2009, as inflation impacted the cost of goods and services and consumers increasingly turned to accumulated savings and credit cards to finance their spending.

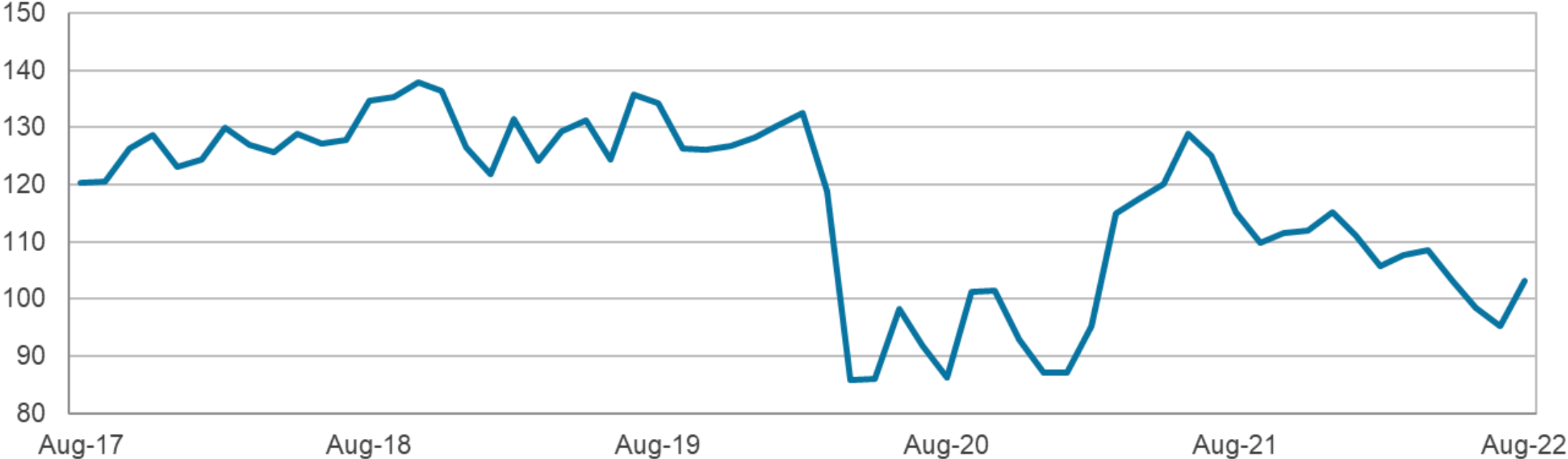
Personal Income and Spending (MoM%)
July 2017 – July 2022



Consumer Confidence Index

The Consumer Confidence Index surged to 103.2 in July after a downwardly revised 95.3 in June. The increase was linked to improved optimism about the economy, higher incomes and additional buying power from the drop in gasoline prices.

Consumer Confidence Index
August 2017 – August 2022



Existing Home Sales

Existing home sales slumped 5.9% in July to a seasonally adjusted rate of 4.81 million units, the lowest level since mid-2020, as low inventory, higher mortgage rates and elevated prices caused affordability issues for many buyers. The average rate on a 30-year fixed mortgage is currently about 5.9%, according to Freddie Mac. On a year-over-year basis, sales of existing homes were down 20.2% in July.

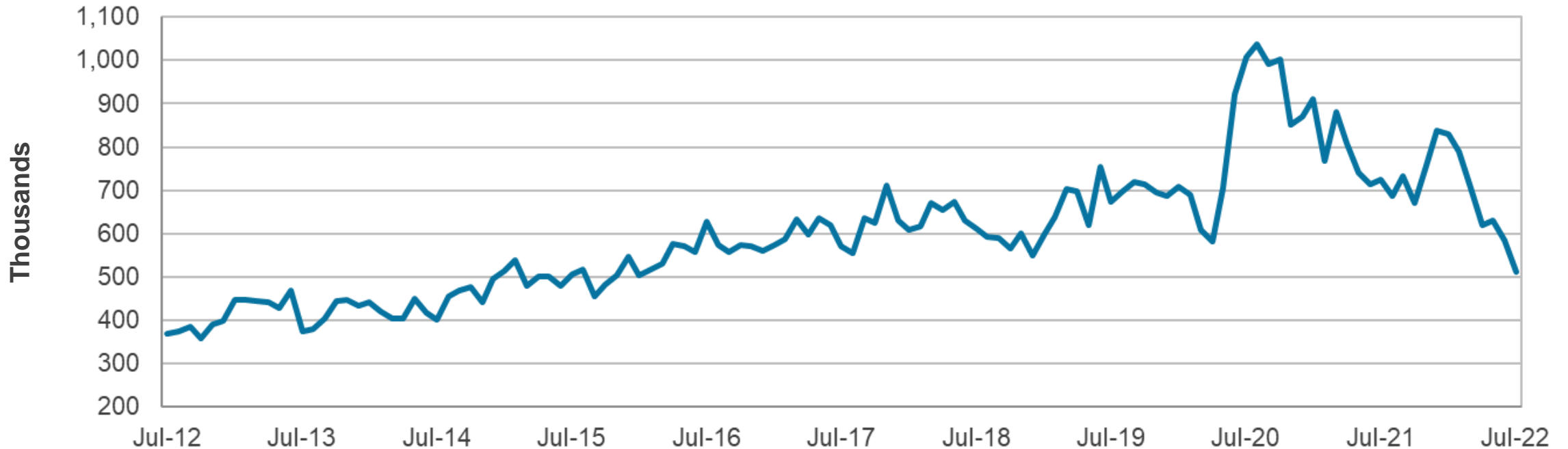
U.S. Existing Home Sales (MoM)
July 2012 – July 2022



New Home Sales

New home sales were down 12.6% in July to an annualized rate of 511,000 units. On a year-over-year basis, the pace of new home sales was down 29.6% in July. Higher mortgage rates and soaring prices are taking a toll on demand for new single-family homes.

U.S. New Home Sales
July 2012 – July 2022

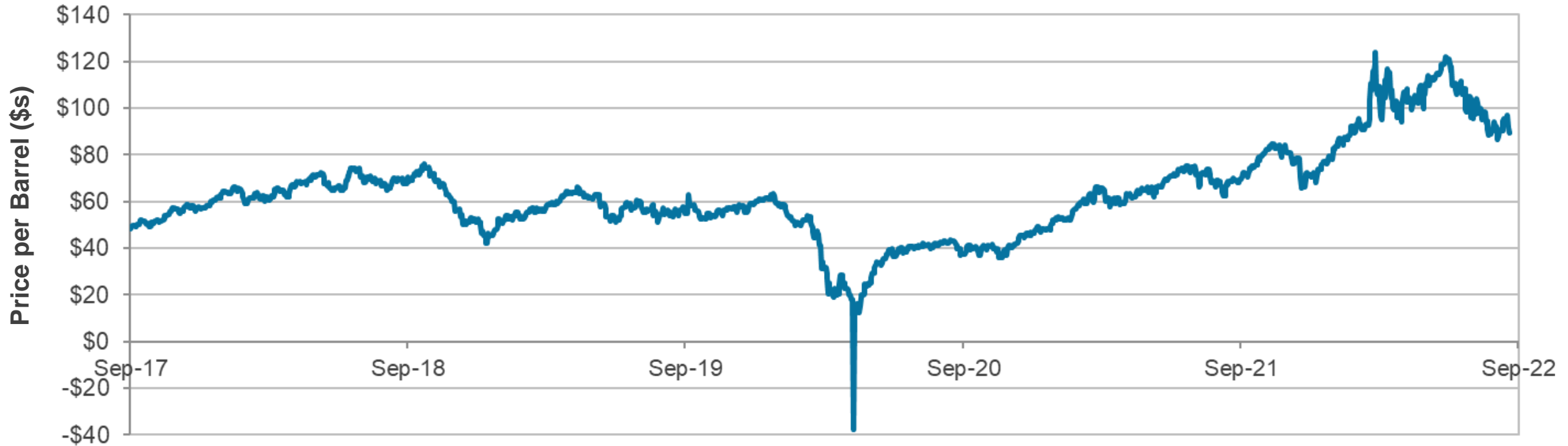


Crude Oil Prices

U.S. West Texas Intermediate (WTI) crude settled at \$86.79 per barrel on September 9, down due to a strong US dollar and reduced demand from a slowing global economy. WTI crude dropped below its one month average of \$89.95 and its one year average of \$92.25. OPEC and its allies (i.e. OPEC+) announced that it will cut production targets by 100,000 barrels per day in October on weaker demand. Meanwhile, the US has been releasing 1 million barrels per day from its Strategic Petroleum Reserve.

West Texas Intermediate Oil Price Per Barrel (WTI Spot)

September 12, 2017 – September 12, 2022



Jet Fuel Prices

Jet fuel (U.S. Gulf Coast Spot) closed at \$3.35 per gallon on September 9, slightly below its one month average of \$3.40 and above its one year average of \$3.01. Strong travel demand, higher oil prices, and limited refinery capacity have boosted jet fuel prices well above the 2019 average price of \$1.88 per gallon.

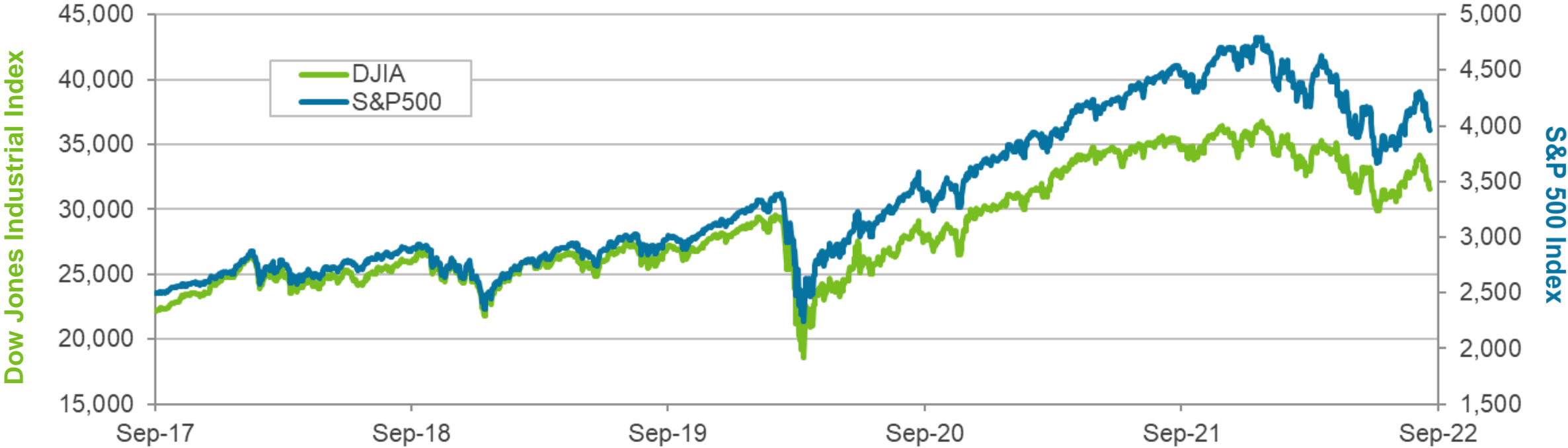
U.S. Gulf Coast 54 Grade Jet Fuel Spot Price
September 12, 2017 – September 12, 2022



U.S. Equity Markets

US equity market performance was strong in 2021 with the S&P 500 up 27%, following a 16% gain in 2020. The DJIA rose nearly 19% in 2021, following a 7% gain in 2020. However, market volatility has recently increased and on a year-to-date basis the S&P and DJIA are down 14.7% and 11.5%, respectively. The tech-heavy NASDAQ Composite index is down 22.6% year-to-date. Equity markets have been under pressure recently as elevated inflation, higher interest rates and geopolitical concerns fueled risk-off sentiment, but 2Q22 corporate earnings reports have mostly been better than expected, fueling a partial rebound for the major indices.

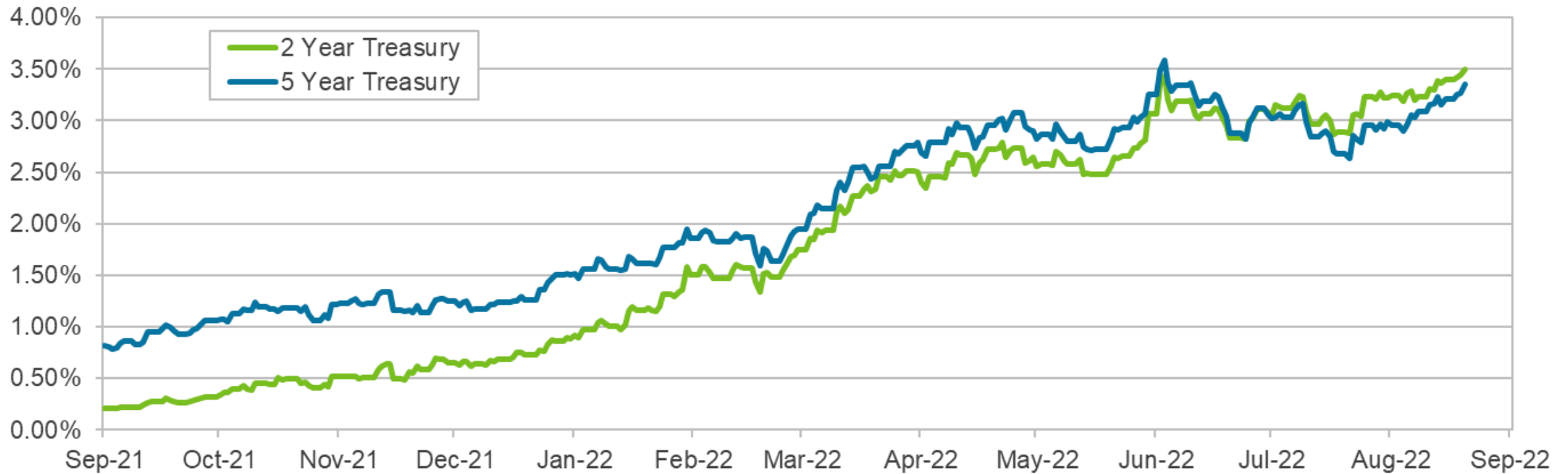
Dow Jones Industrial Average (DJIA) and S&P 500 Indices
September 12, 2017 – September 12, 2022



Treasury Yield History

Year-to-date, the yield on 5-year Treasuries is 217 basis points higher, while the yield on 2-year Treasuries is 282 basis points higher.

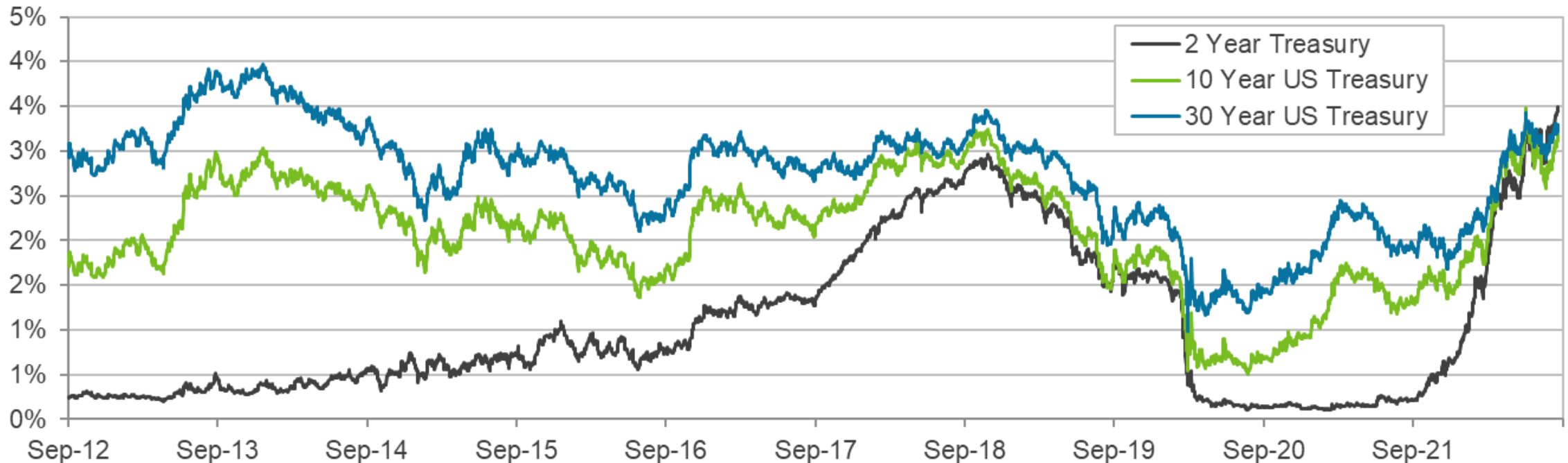
2- and 5-year U.S. Treasury Yields
September 12, 2021 – September 12, 2022



Treasury Yield History

The yield curve is still inverted, but the spread between the 2-year Treasury yield and the 10-year Treasury yield has narrowed to -25 basis points. This time last year the spread was 109 basis points. This is below the average spread since 2003 of 125 basis points. An inversion of the yield curve is a leading indicator that recession risk has increased.

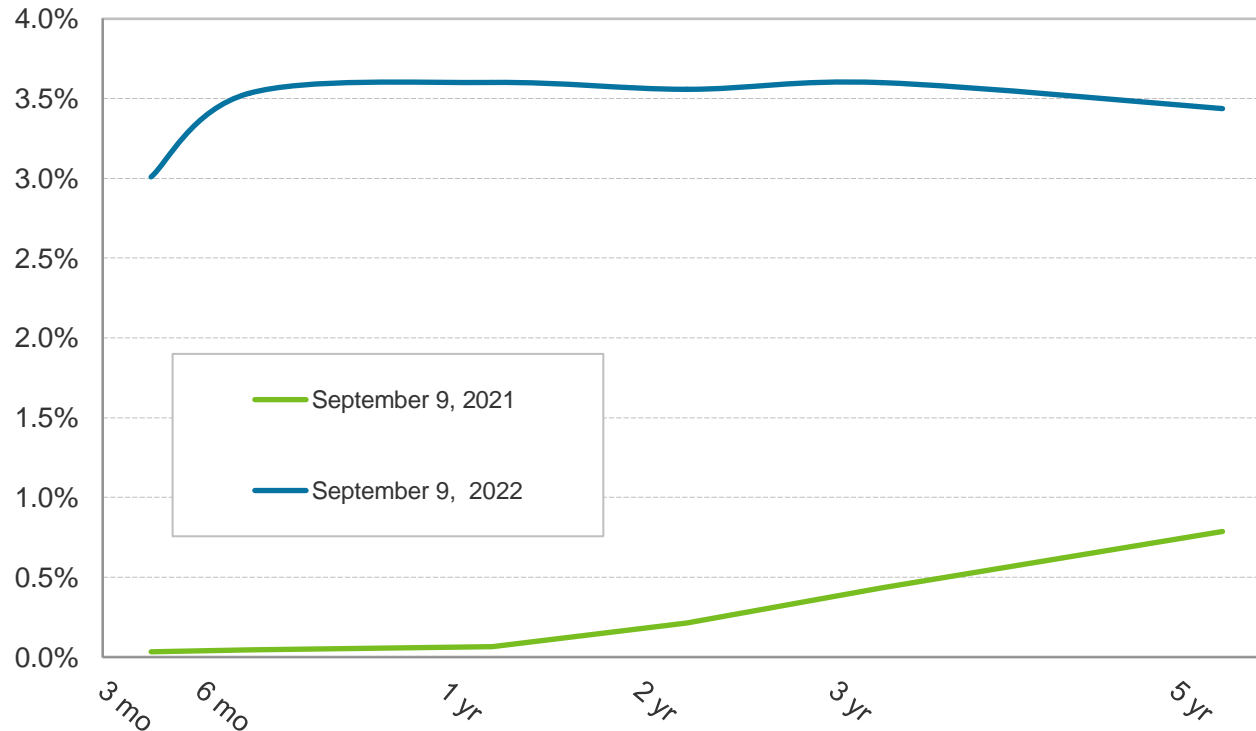
2-, 10- and 30-year U.S. Treasury Yields
September 12, 2012 – September 12, 2022



U.S. Treasury Yield Curve

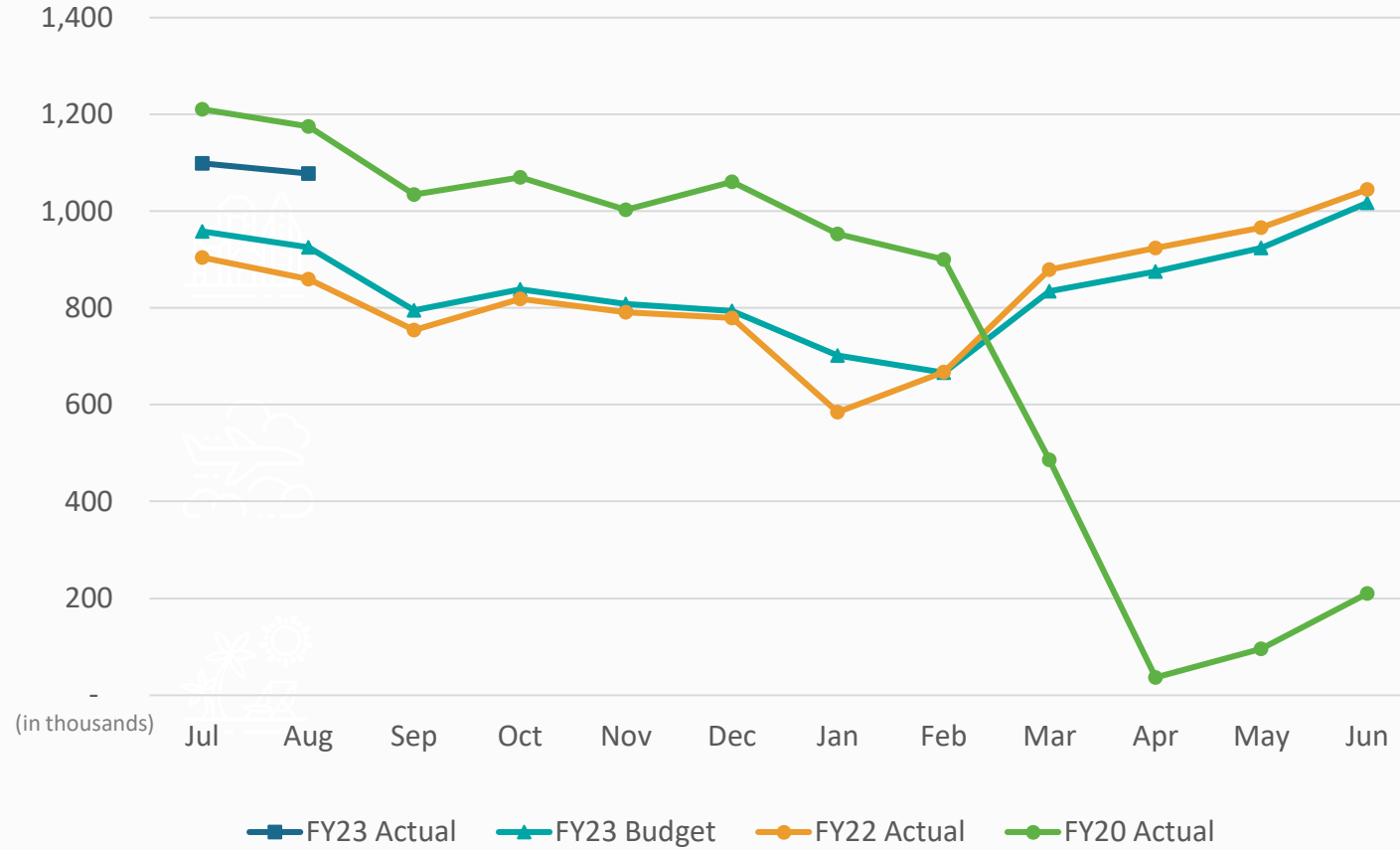
Yields are higher across the curve on a year-over-year basis. The 3-month T-bill yield is up 297 basis points, the 2-Year Treasury yield is about 334 basis points higher, and the 10-Year Treasury yield is up about 201 basis points, on a year-over-year basis.

U.S. Treasury Yield Curve
September 9, 2021 versus September 9, 2022

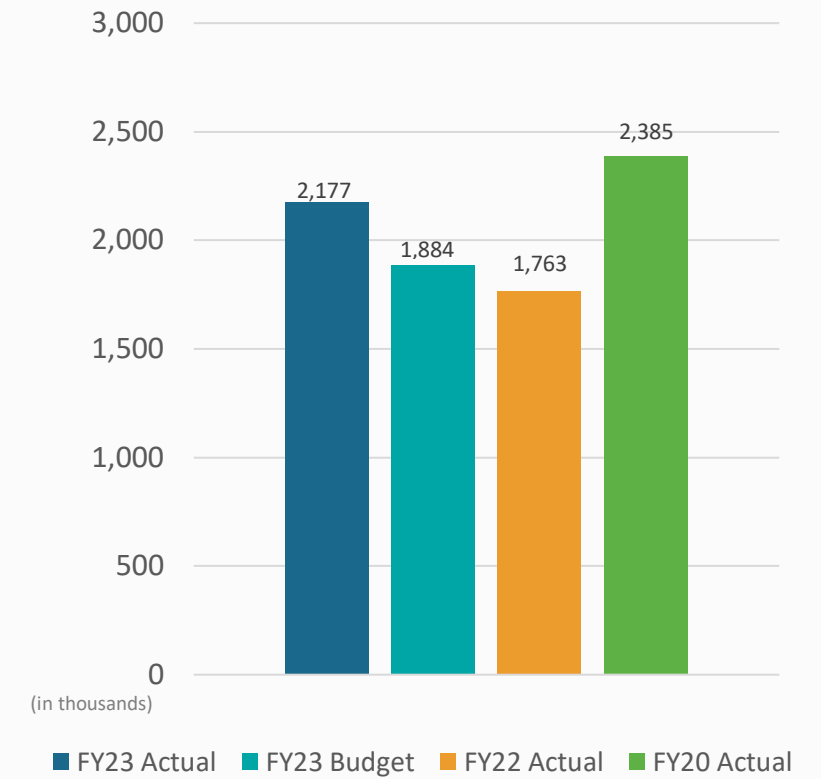


	09/09/2021	09/09/2022	Change
3-Mo.	0.04	3.01	2.97
6-Mo.	0.05	3.53	3.48
1-Yr.	0.07	3.60	3.53
2-Yr.	0.21	3.56	3.35
3-Yr.	0.44	3.60	3.16
5-Yr.	0.79	3.44	2.65
10-Yr.	1.30	3.31	2.01
20-Yr.	1.82	3.70	1.88
30-Yr.	1.90	3.45	1.55

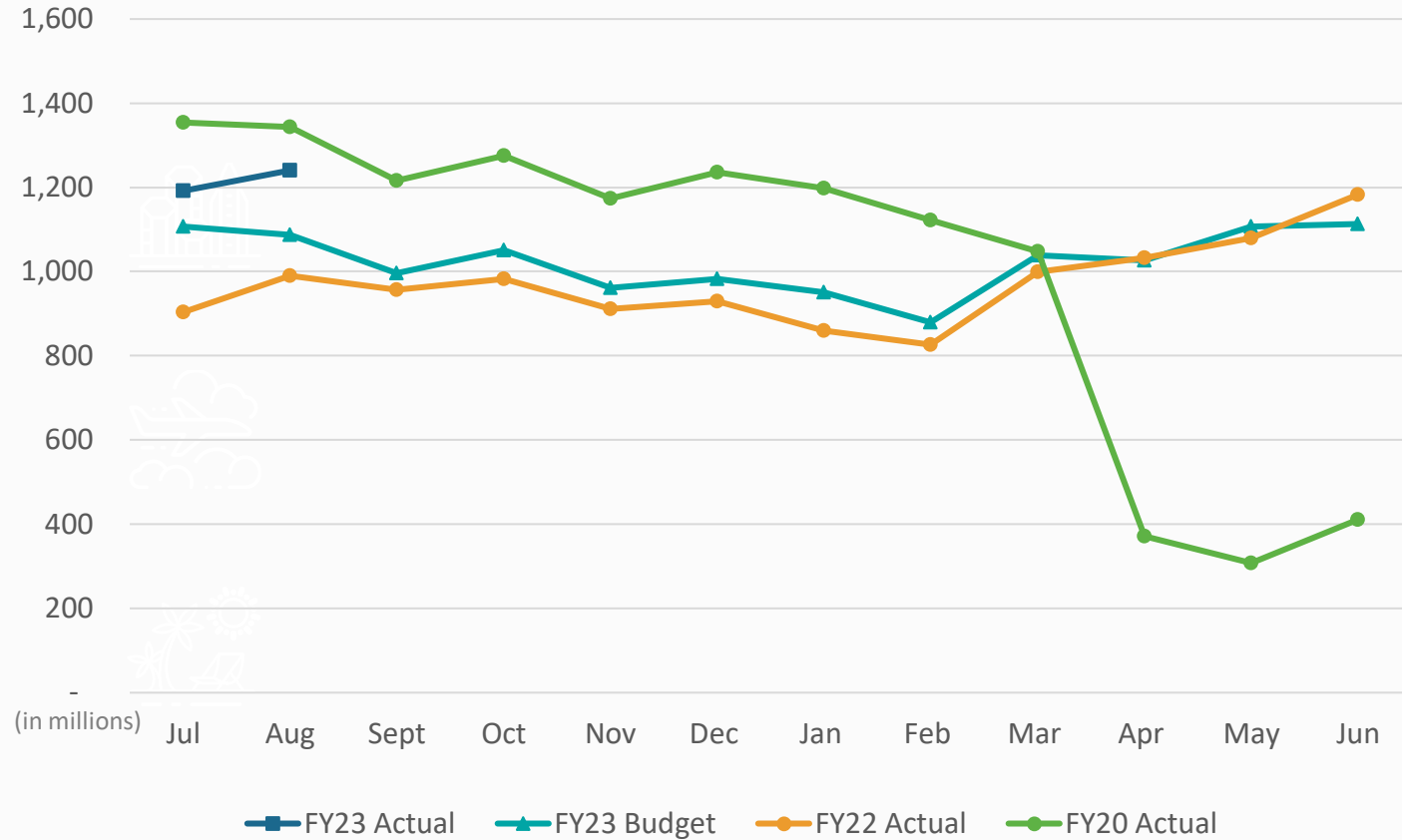
Enplanements



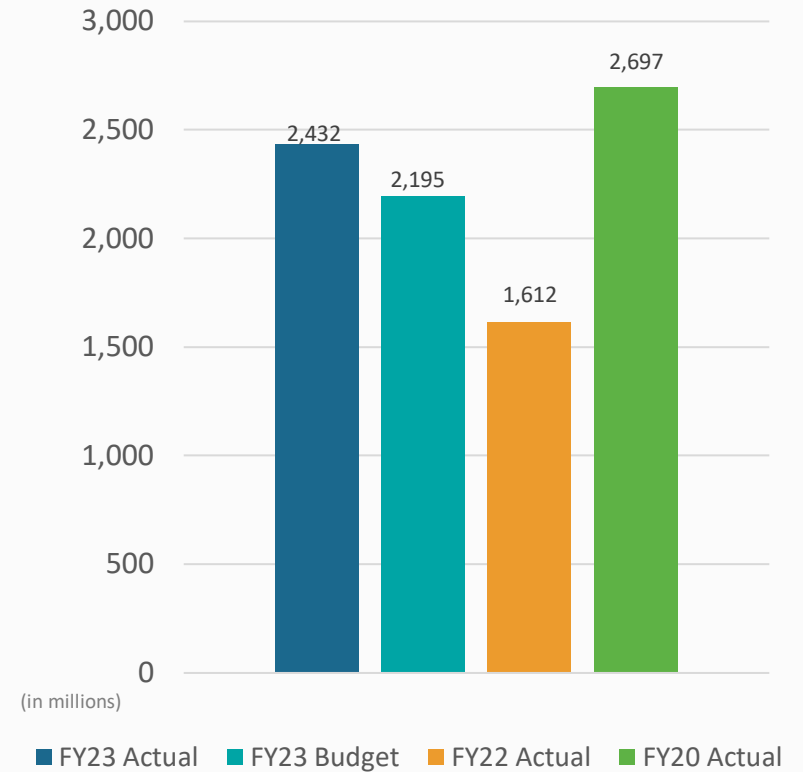
FY23 YTD Act Vs. FY23 YTD Budget 15.6%	FY23 YTD Act Vs. FY22 YTD Actual 23.5%	FY23 YTD Act Vs. FY20 YTD Actual -8.7%
---	---	---



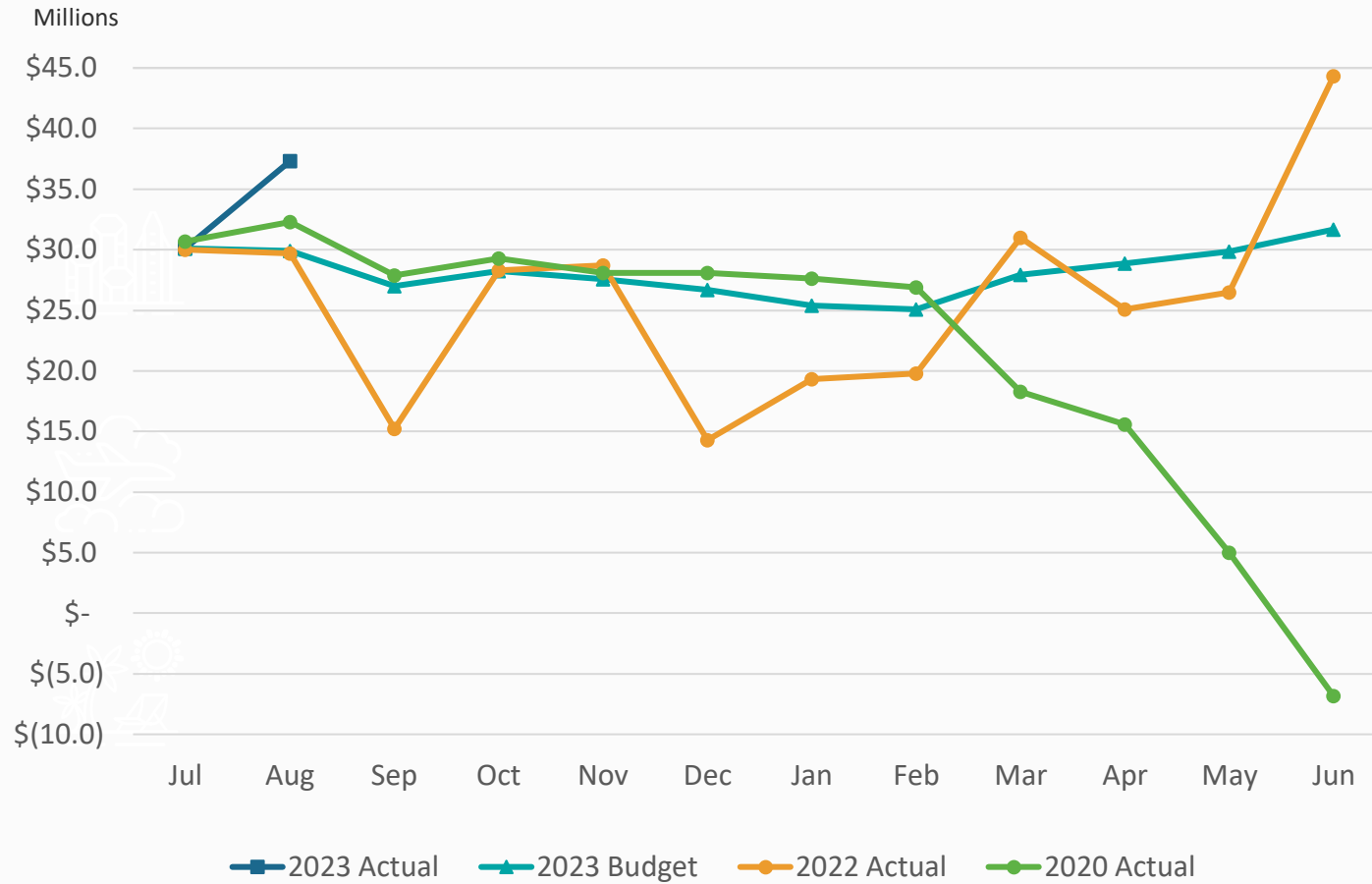
Landed Weights



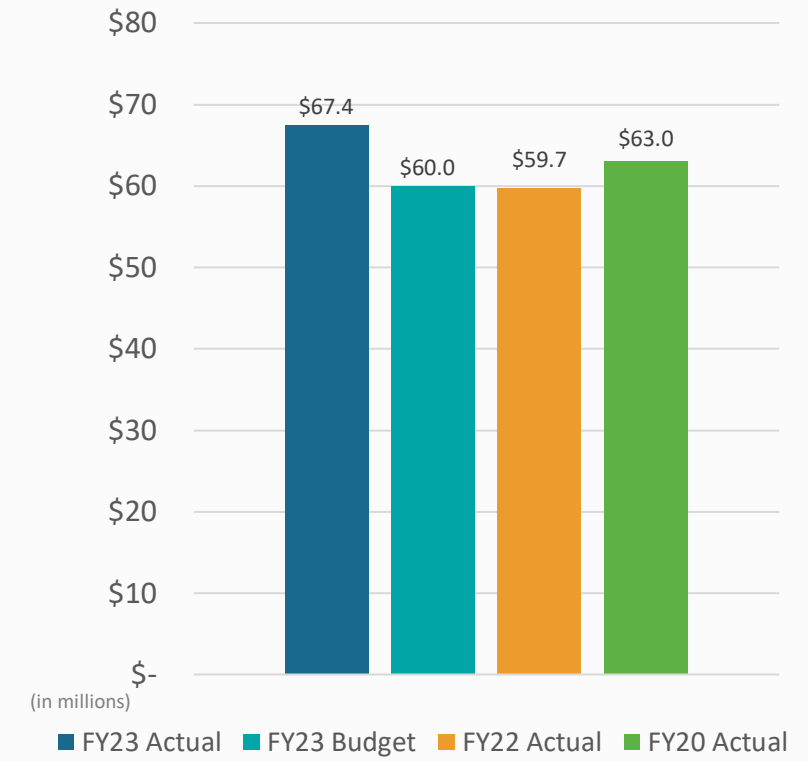
FY23 YTD Act Vs. FY23 YTD Budget 10.8%	FY23 YTD Act Vs. FY22 YTD Actual 50.9%	FY23 YTD Act Vs. FY20 YTD Actual -9.8%
---	---	---



Total Operating Revenue (Unaudited)



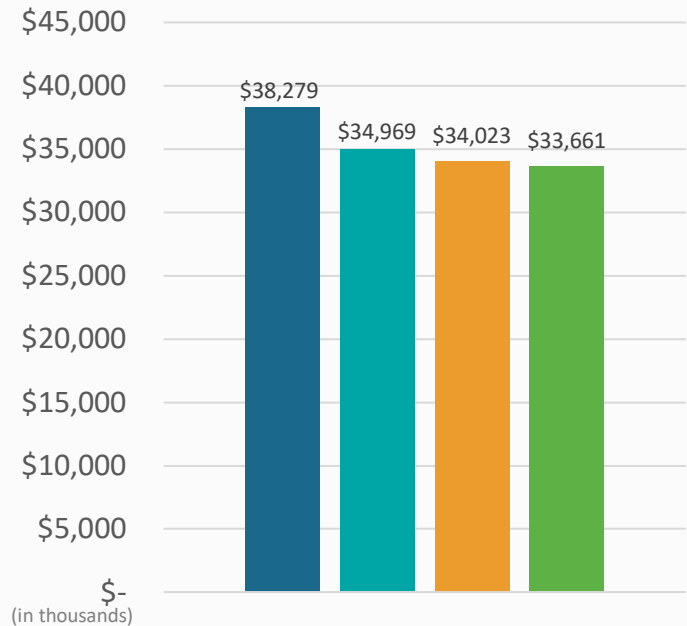
FY23 YTD Act Vs. FY23 YTD Budget 12.3%	FY23 YTD Act Vs. FY22 YTD Actual 12.9%	FY23 YTD Act Vs. FY20 YTD Actual 7.0%
---	---	--



Operating Revenue (Unaudited)

Aviation

FY23 YTD Act Vs. FY23 YTD Budget 9.5%	FY23 YTD Act Vs. FY22 YTD Actual 12.5%	FY23 YTD Act Vs. FY20 YTD Actual 13.7%
--	---	---



■ FY23 Actual ■ FY23 Budget ■ FY22 Actual ■ FY20 Actual

Terminal Concessions

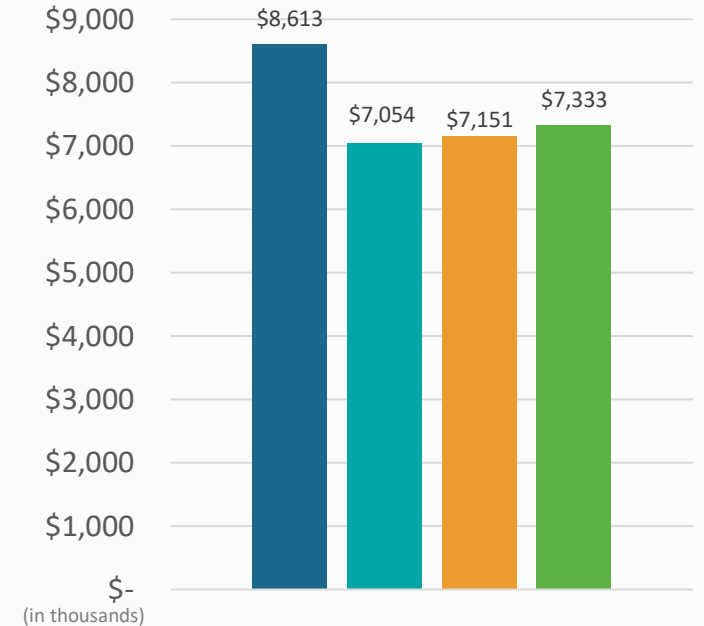
FY23 YTD Act Vs. FY23 YTD Budget 36.4%	FY23 YTD Act Vs. FY22 YTD Actual 12.1%	FY23 YTD Act Vs. FY20 YTD Actual -0.7%
---	---	---



■ FY23 Actual ■ FY23 Budget ■ FY22 Actual ■ FY20 Actual

Rental Car

FY23 YTD Act Vs. FY23 YTD Budget 22.1%	FY23 YTD Act Vs. FY22 YTD Actual 20.4%	FY23 YTD Act Vs. FY20 YTD Actual 17.5%
---	---	---



■ FY23 Actual ■ FY23 Budget ■ FY22 Actual ■ FY20 Actual

Operating Revenue (Unaudited)

Parking

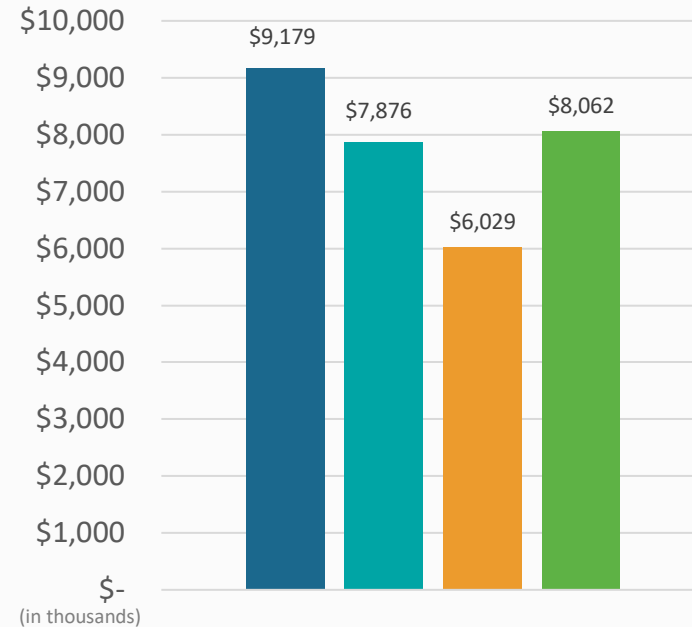
FY23 YTD Act Vs. FY23 YTD Budget 18.9%	FY23 YTD Act Vs. FY22 YTD Actual -6.4%	FY23 YTD Act Vs. FY20 YTD Actual -14.7%
---	---	--



■ FY23 Actual ■ FY23 Budget ■ FY22 Actual ■ FY20 Actual

Other

FY23 YTD Act Vs. FY23 YTD Budget 16.5%	FY23 YTD Act Vs. FY22 YTD Actual 52.3%	FY23 YTD Act Vs. FY20 YTD Actual 13.9%
---	---	---

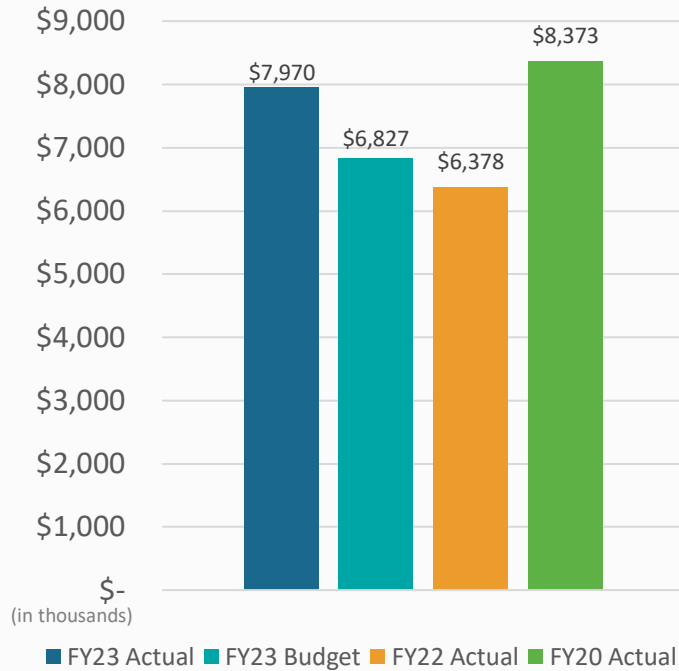


■ FY23 Actual ■ FY23 Budget ■ FY22 Actual ■ FY20 Actual

Nonoperating Revenue (Unaudited)

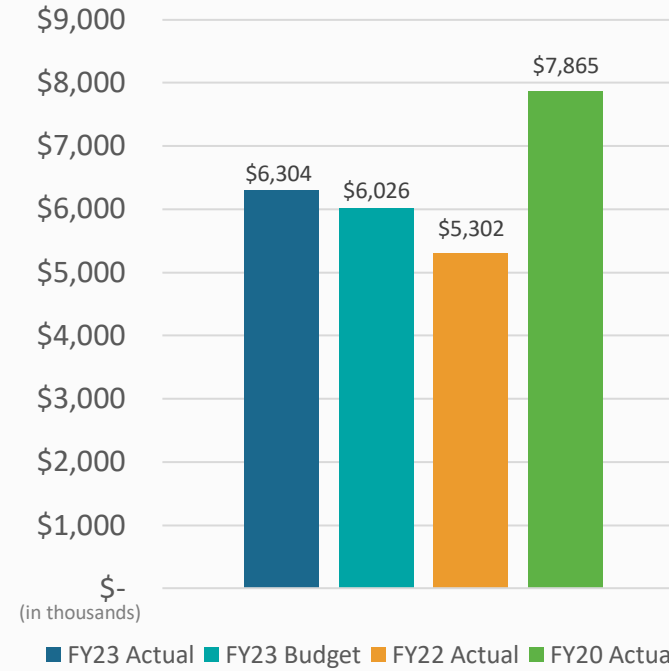
Passenger Facility Charges

FY23 YTD Act Vs. FY23 YTD Budget 16.7%	FY23 YTD Act Vs. FY22 YTD Actual 25.0%	FY23 YTD Act Vs. FY20 YTD Actual -4.8%
--	--	--



Customer Facility Charges

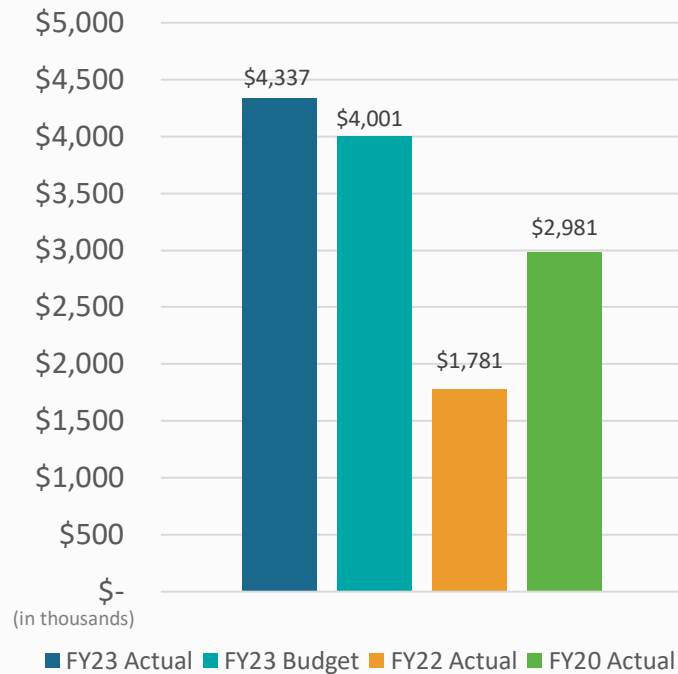
FY23 YTD Act Vs. FY23 YTD Budget 4.6%	FY23 YTD Act Vs. FY22 YTD Actual 18.9%	FY23 YTD Act Vs. FY20 YTD Actual -19.9%
---	--	---



Nonoperating Revenue (Unaudited)

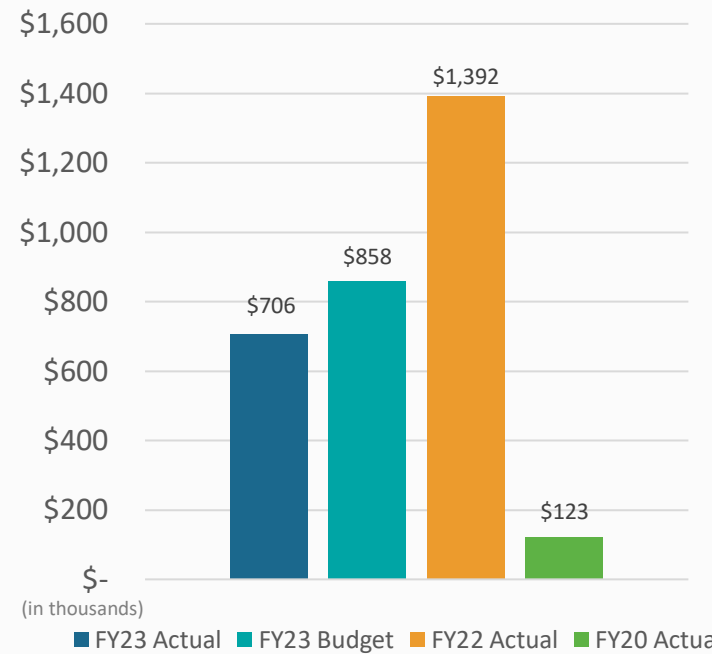
Interest Income

FY23 YTD Act Vs. FY23 YTD Budget 8.4%	FY23 YTD Act Vs. FY22 YTD Actual 143.5%	FY23 YTD Act Vs. FY20 YTD Actual 45.5%
---	---	--

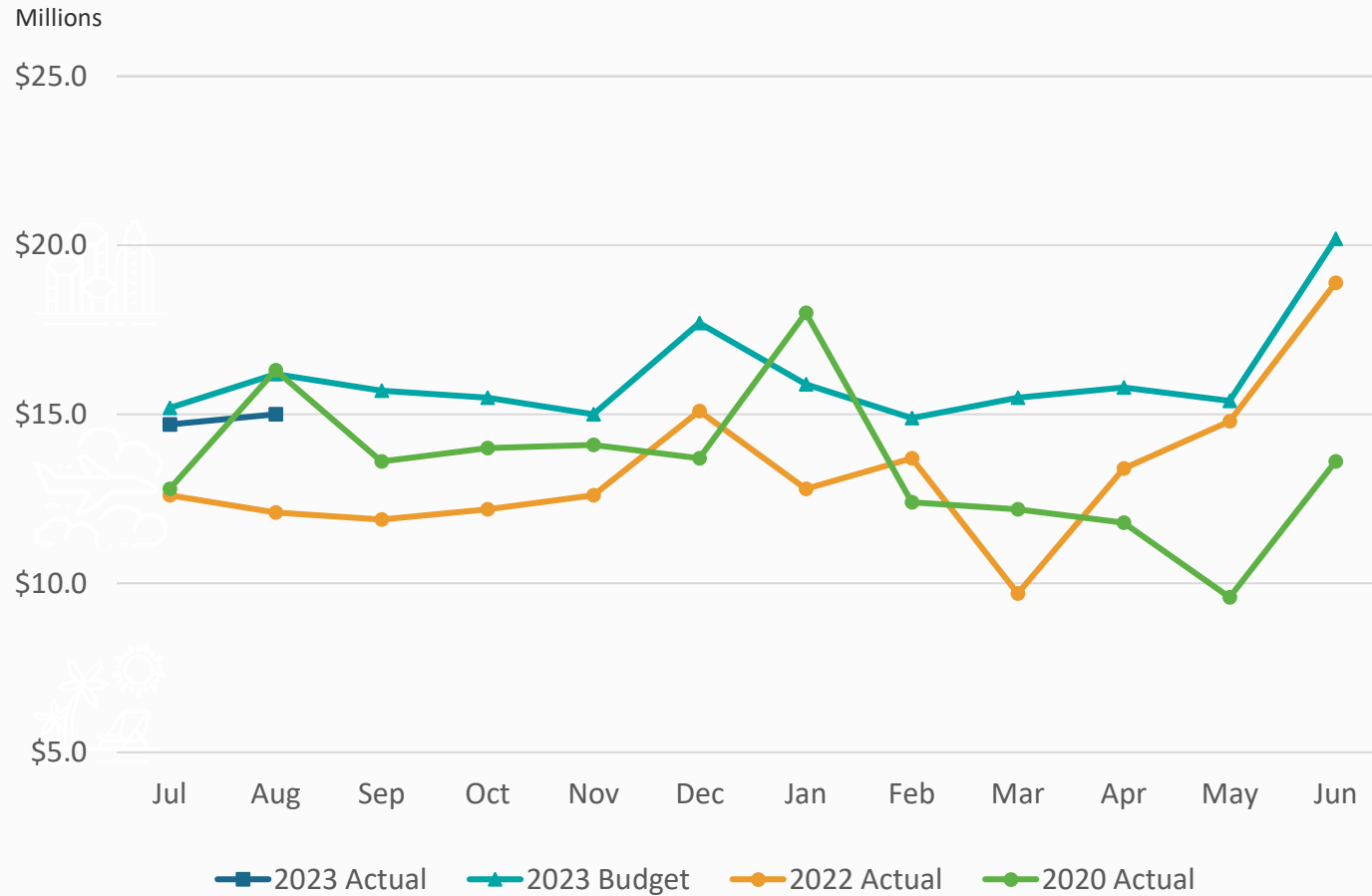


Capital Grant Contributions

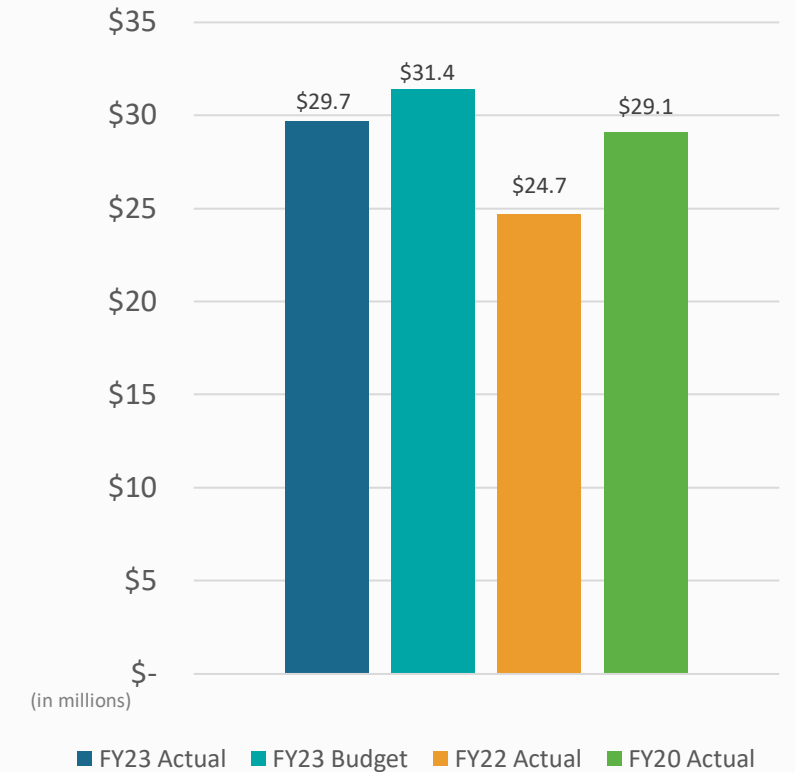
FY23 YTD Act Vs. FY23 YTD Budget -17.7%	FY23 YTD Act Vs. FY22 YTD Actual -49.3%	FY23 YTD Act Vs. FY20 YTD Actual 474.0%
---	---	---



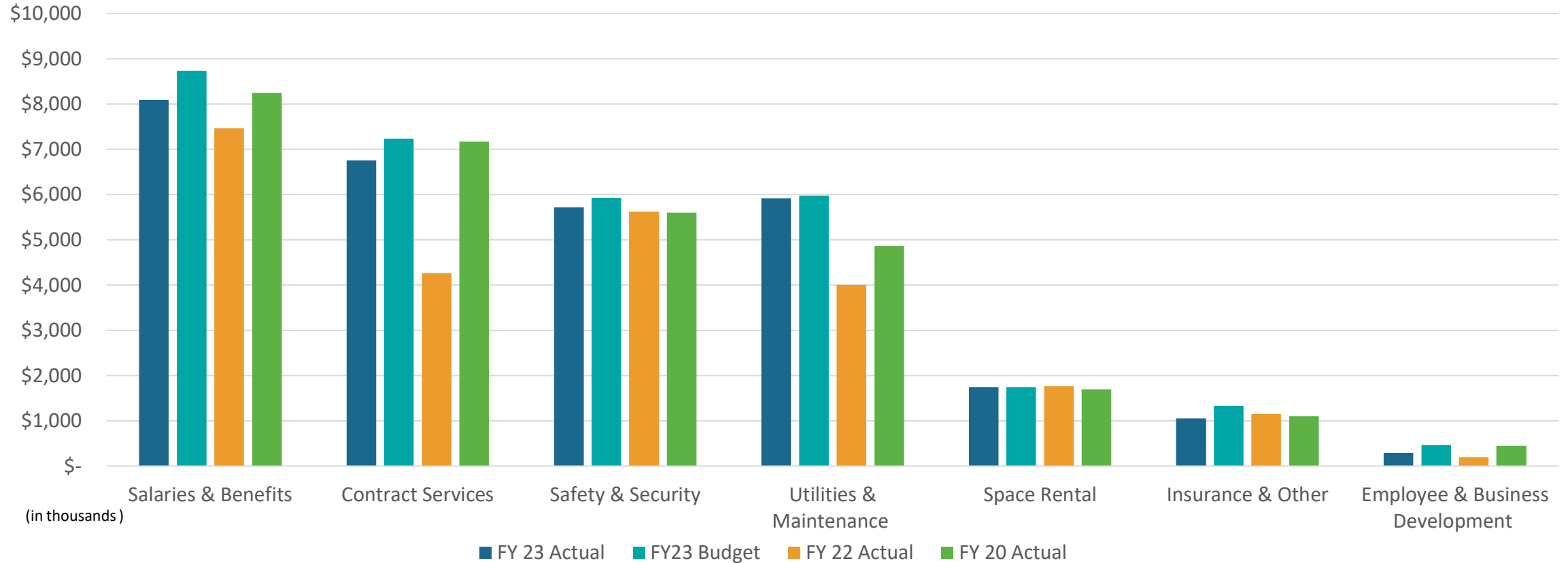
Total Operating Expenses (Unaudited)



FY23 YTD Act Vs. FY23 YTD Budget -5.4%	FY23 YTD Act Vs. FY22 YTD Actual 20.2%	FY23 YTD Act Vs. FY20 YTD Actual 2.1%
---	---	--



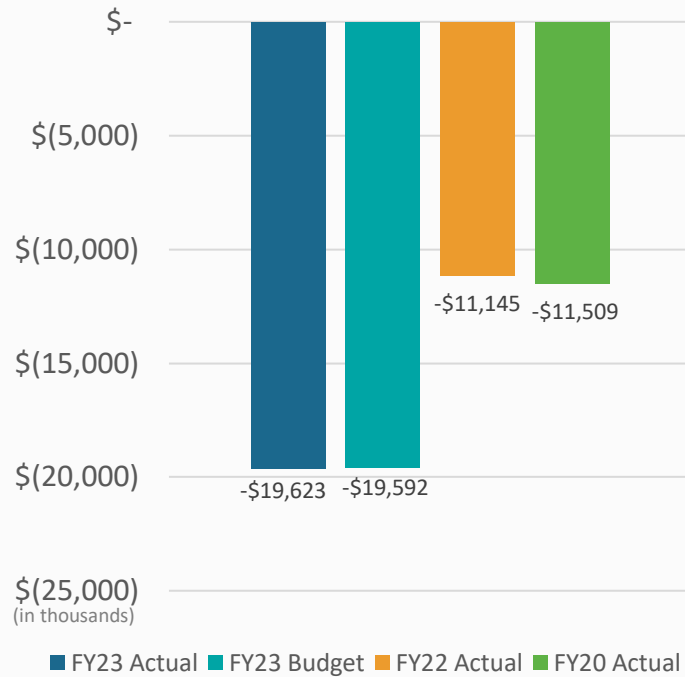
Operating Expenses (Unaudited)



Nonoperating Expense (Unaudited)

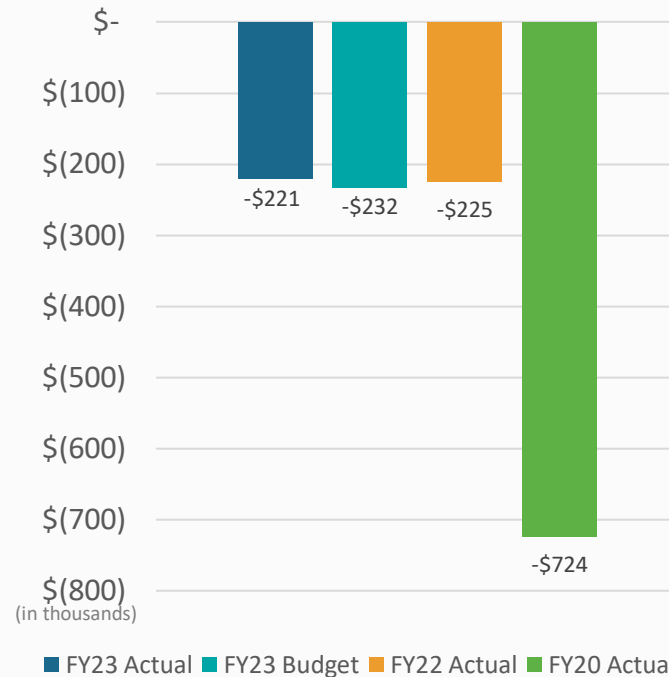
Interest Expense

FY23 YTD Act Vs. FY23 YTD Budget -0.2%	FY23 YTD Act Vs. FY22 YTD Actual -76.1%	FY23 YTD Act Vs. FY20 YTD Actual -70.5%
---	--	--



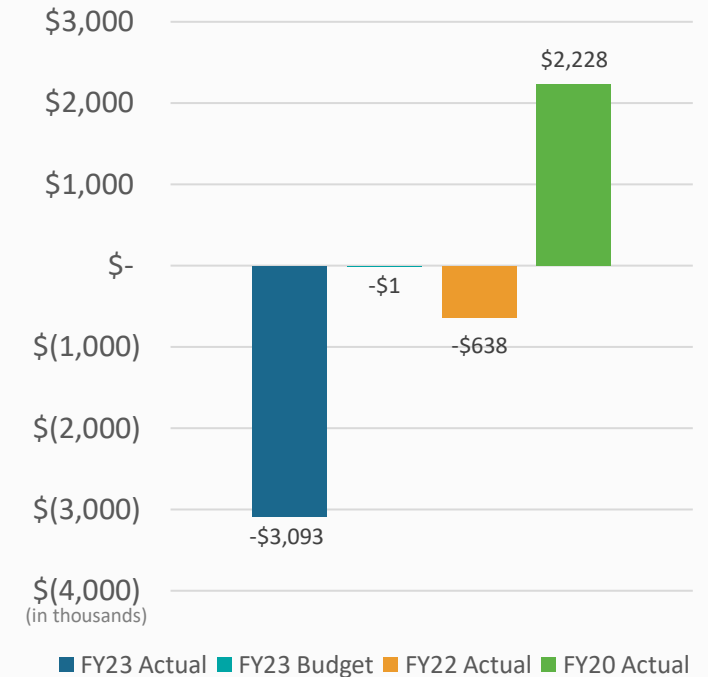
Quieter Home Program, Net

FY23 YTD Act Vs. FY23 YTD Budget 4.7%	FY23 YTD Act Vs. FY22 YTD Actual 1.8%	FY23 YTD Act Vs. FY20 YTD Actual 69.5%
--	--	---



Other Nonoperating Revenue/(Expense)

FY23 YTD Act Vs. FY23 YTD Budget -\$3,092	FY23 YTD Act Vs. FY22 YTD Actual -\$2,455	FY23 YTD Act Vs. FY20 YTD Actual -\$5,331
--	--	--



Connecting the world safely

We're raising the bar to bring you a safe and clean travel experience. Here's how you can join us:



Practice social distancing:
Help out by spreading out



Wear face coverings:
See a United representative if you need one



Use the United app:
For a more touchless airport experience and up-to-date information

Learn more about our
United Clean Plus commitment at
[united.com/cleanplus](https://www.united.com/cleanplus)

Developed in conjunction with
Cleveland Clinic

A STAR ALLIANCE MEMBER



Revenue & Expense (Unaudited) For the Two Months Ended August 31, 2022 and 2021

Operating Revenues for the Two Months Ended August 31, 2022(Unaudited)

(In thousands)	Budget	Actual	Variance Favorable (Unfavorable)	% Change	Prior Year	Pre- Pandemic
Aviation	\$ 34,969	\$ 38,279	\$ 3,310	9%	\$ 34,023	\$ 33,661
Terminal concessions	4,081	5,566	1,485	36%	4,967	5,607
Rental car	7,054	8,613	1,559	22%	7,151	7,333
Parking	6,026	7,165	1,139	19%	7,651	8,400
Other operating	7,876	9,179	1,303	17%	6,029	8,062
Total operating revenues	\$ 60,006	\$ 68,802	\$ 8,796	15%	\$ 59,821	\$ 63,063

Operating Expenses for the Two Months Ended August 31, 2022(Unaudited)

(In thousands)	Budget	Actual	Variance Favorable (Unfavorable)	% Change	Prior Year	Pre- Pandemic
Salaries and benefits	\$ 8,739	\$ 8,098	\$ 641	7%	\$ 7,467	\$ 8,244
Contractual services	7,235	6,757	478	7%	4,267	7,175
Safety and security	5,929	5,721	208	4%	5,625	5,600
Space rental	1,751	1,750	1	-	1,773	1,699
Utilities	2,968	2,994	(26)	(1)%	2,591	2,463
Maintenance	3,008	2,926	82	3%	1,422	2,398
Equipment and systems	31	31	-	-	32	67
Materials and supplies	147	95	52	35%	40	87
Insurance	408	370	38	9%	412	311
Employee development and support	116	111	5	4%	61	163
Business development	355	191	164	46%	137	287
Equipment rental and repairs	746	562	184	25%	666	642
Total operating expenses	\$ 31,433	\$ 29,606	\$ 1,827	6%	\$ 24,493	\$ 29,136

Nonoperating Revenues & Expenses for the Two Months Ended August 31, 2022(Unaudited)

(In thousands)	Budget	Actual	Variance Favorable (Unfavorable)	% Change	Prior Year	Pre- Pandemic
Passenger facility charges	\$ 6,827	\$ 7,970	\$ 1,143	17%	\$ 6,378	\$ 8,373
Customer facility charges	6,026	6,304	278	5%	5,302	7,865
Federal Relief Grants	-	-	-	-	-	-
Quieter Home Program, net	(232)	(221)	11	(5)%	(225)	(724)
Interest income	4,001	4,337	336	8%	1,781	2,981
Interest expense (net)	(19,592)	(19,623)	(31)	-	(11,145)	(11,509)
Other nonoperating revenue (expense)	(1)	(3,093)	(3,092)	-	(638)	2,228
Nonoperating revenue, net	\$ (2,971)	\$ (4,326)	\$ (1,355)	(46)%	\$ 1,453	\$ 9,214

Summary of Change in Net Position for the Two Months Ended August 31, 2022(Unaudited)

(In thousands)	Budget	Actual	Variance Favorable (Unfavorable)	% Change	Prior Year	Pre- Pandemic
Total operating revenues	\$ 60,006	\$ 68,802	\$ 8,796	15%	\$ 59,821	\$ 63,063
Total operating expenses	31,433	29,606	1,827	6%	24,493	29,136
Income from operations	\$ 28,573	\$ 39,196	\$ 10,623	37%	\$ 35,328	\$ 33,927
Depreciation	21,430	21,430	-	-	22,403	20,787
Operating income (loss)	\$ 7,143	\$ 17,766	\$ 10,623	149%	\$ 12,925	\$ 13,139
Nonoperating revenue (expense), net	(2,971)	(4,326)	(1,355)	(46)%	1,453	9,214
Capital grant contributions	858	706	(152)	(18)%	1,392	123
Change in net position	\$ 5,030	\$ 14,146	\$ 9,116	181%	\$ 15,770	\$ 22,475



Statements of Net Position (Unaudited)
August 31, 2022 and 2021

Statements of Net Position (Unaudited)

As of August 31, 2022 and 2021 (In Thousands)

	2022	2021
Assets and Deferred Outflows of Resources		
Current assets	\$ 210,354	\$ 221,978
Cash designated for capital projects and other	57,687	44,289
Restricted assets	2,139,814	604,680
Capital assets, net	2,133,474	1,832,331
Other assets	290,414	171,097
Deferred outflows of resources	25,796	38,592
Total assets and deferred outflows of resources	\$ 4,857,539	\$ 2,912,969

Statements of Net Position (Unaudited)

As of August 31, 2022 and 2021 (In Thousands)

	2022	2021
Liabilities and Deferred Inflows of Resources		
Current liabilities	\$ 115,299	\$ 72,296
Liabilities payable from restricted assets	73,931	52,555
Long term liabilities	3,717,955	1,886,510
Deferred inflows of resources	42,019	6,992
Total liabilities and deferred inflows of resources	\$ 3,949,204	\$ 2,018,353
Total net position	\$ 908,335	\$ 894,616

Questions?



SAN DIEGO
INTERNATIONAL AIRPORT
LET'S **GO.**

Investment Report

Period Ending
August 31, 2022

Presented by: Geoff Bryant
Manager Airport Finance

September 26, 2022



Section 1

Account Profile



Certification Page

This report is prepared for the San Diego County Regional Airport Authority (the “Authority”) in accordance with California Government Code Section 53646, which states that “the treasurer or chief fiscal officer may render a quarterly report to the chief executive officer, the internal auditor, and the legislative body of the local agency within 30 days following the end of the quarter covered by the report.”

The investment report was compiled in compliance with California Government Code 53646 and the Authority’s approved Investment Policy. All investment transactions made in the Authority’s portfolio during this period were made on behalf of the Authority. Sufficient liquidity and anticipated revenue are available to meet expenditure requirements for the next six months.



Scott Brickner, C.P.A.
Vice President, Chief Financial Officer
San Diego County Regional Airport Authority

Objectives

Investment Objectives

The San Diego County Regional Airport Authority's investment objectives, in order of priority, are to provide safety to ensure the preservation of capital in the overall portfolio, provide sufficient liquidity for cash needs and a market rate of return consistent with the investment program. In order to achieve these objectives, the portfolio invests in high quality fixed income securities consistent with the investment policy and California Government Code.

Portfolio Characteristics

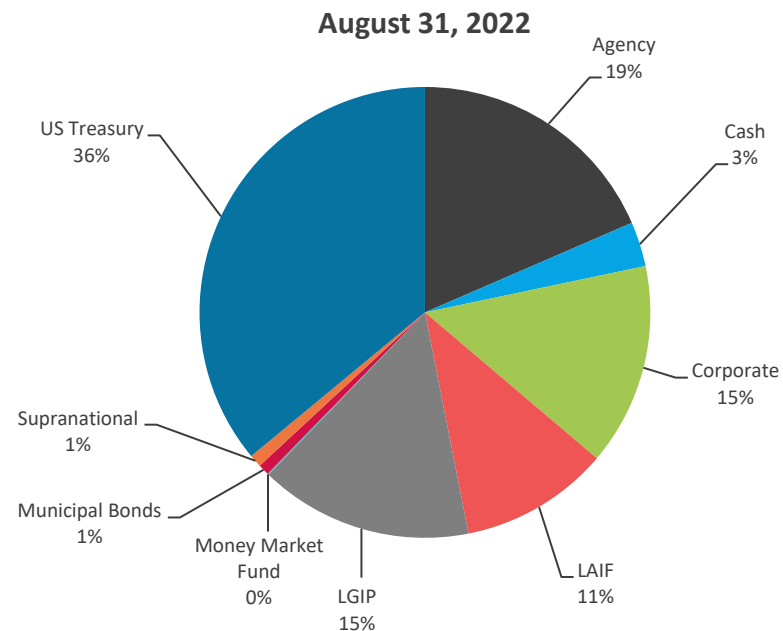
SDCRAA Consolidated

	08/31/2022	07/31/2022	Change
	Portfolio	Portfolio	Portfolio
Average Maturity (yrs)	1.45	1.43	0.02
Average Purchase Yield	1.73%	1.64%	0.09%
Average Market Yield	2.88%	2.43%	0.45%
Average Quality*	AA/Aa1	AA/Aa1	
Unrealized Gains/Losses	(17,476,441)	(12,810,900)	(4,665,541)
Total Market Value	595,816,064	604,635,628	(8,819,564)

*Portfolio is S&P and Moody's, respectively.

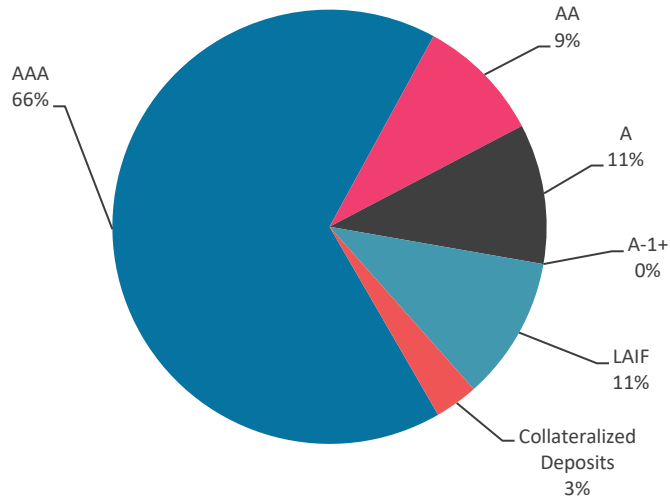
Sector Distribution

	August 31, 2022		July 31, 2022	
	Total Market Value	% of Portfolio	Total Market Value	% of Portfolio
Agency	110,419,052	18.5%	97,843,474	16.2%
Cash	19,232,151	3.2%	24,212,100	4.0%
Corporate	86,666,184	14.5%	83,524,551	13.8%
LAIF	63,652,775	10.7%	63,583,907	10.5%
LGIP	91,270,960	15.3%	91,342,025	15.1%
Money Market Fund	209,239	0.1%	8,623,000	1.4%
Municipal Bonds	4,891,317	0.8%	4,958,892	0.8%
Supranational	5,183,114	0.9%	5,225,758	0.9%
US Treasury	214,291,272	36.0%	225,321,923	37.3%
TOTAL	595,816,064	100.0%	604,635,628	100.0%



Quality & Maturity Distribution

August 31, 2022

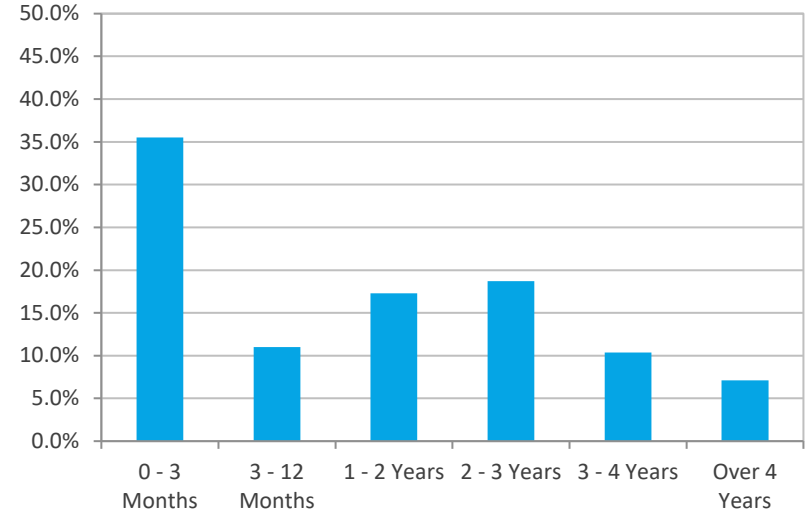


Notes:

Security ratings are based on the highest rating provided by Moody's, S&P and Fitch and is presented using the S&P ratings scale.

(1) Includes investments that have split ratings between S&P, Moody's and Fitch.

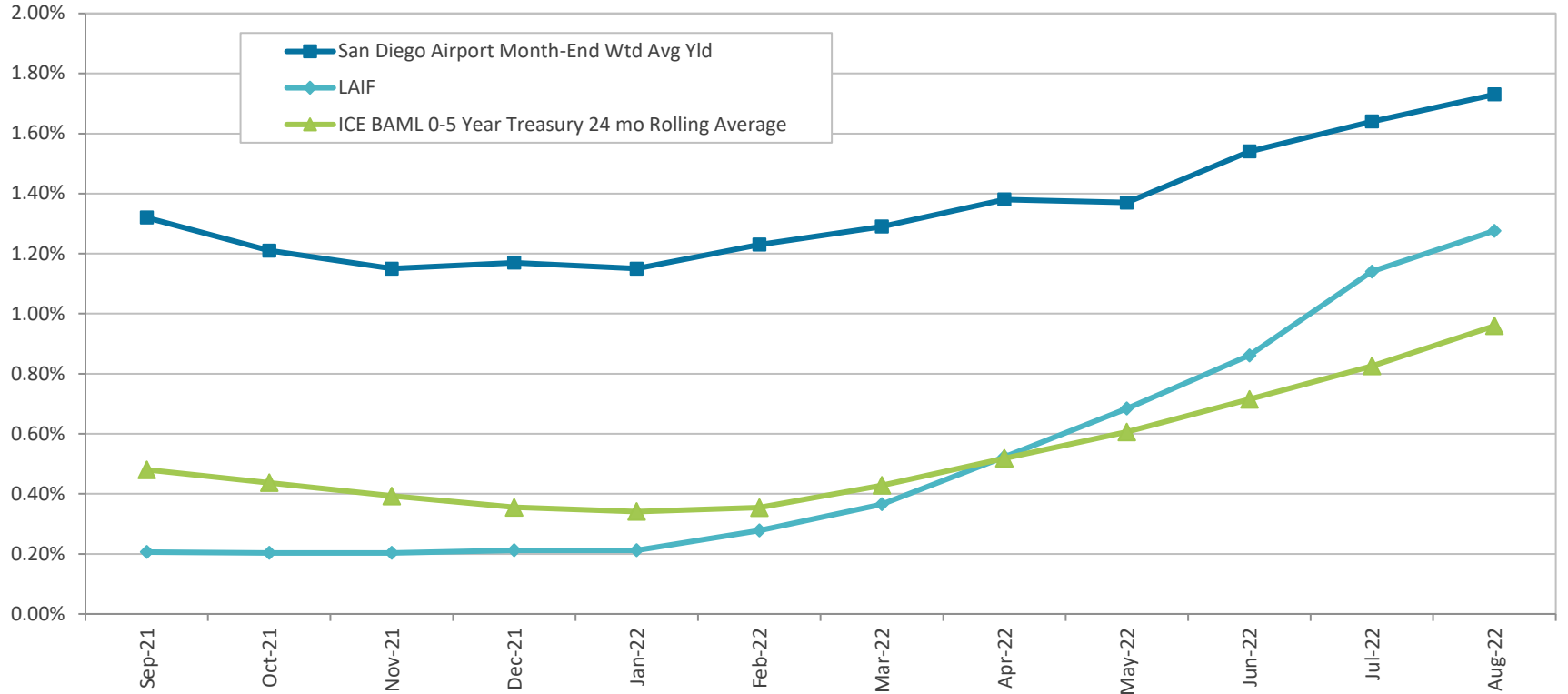
August 31, 2022



Notes:

(1) The 0-3 category includes investments held in LAIF, CalTrust, and the San Diego County Investment Pool.

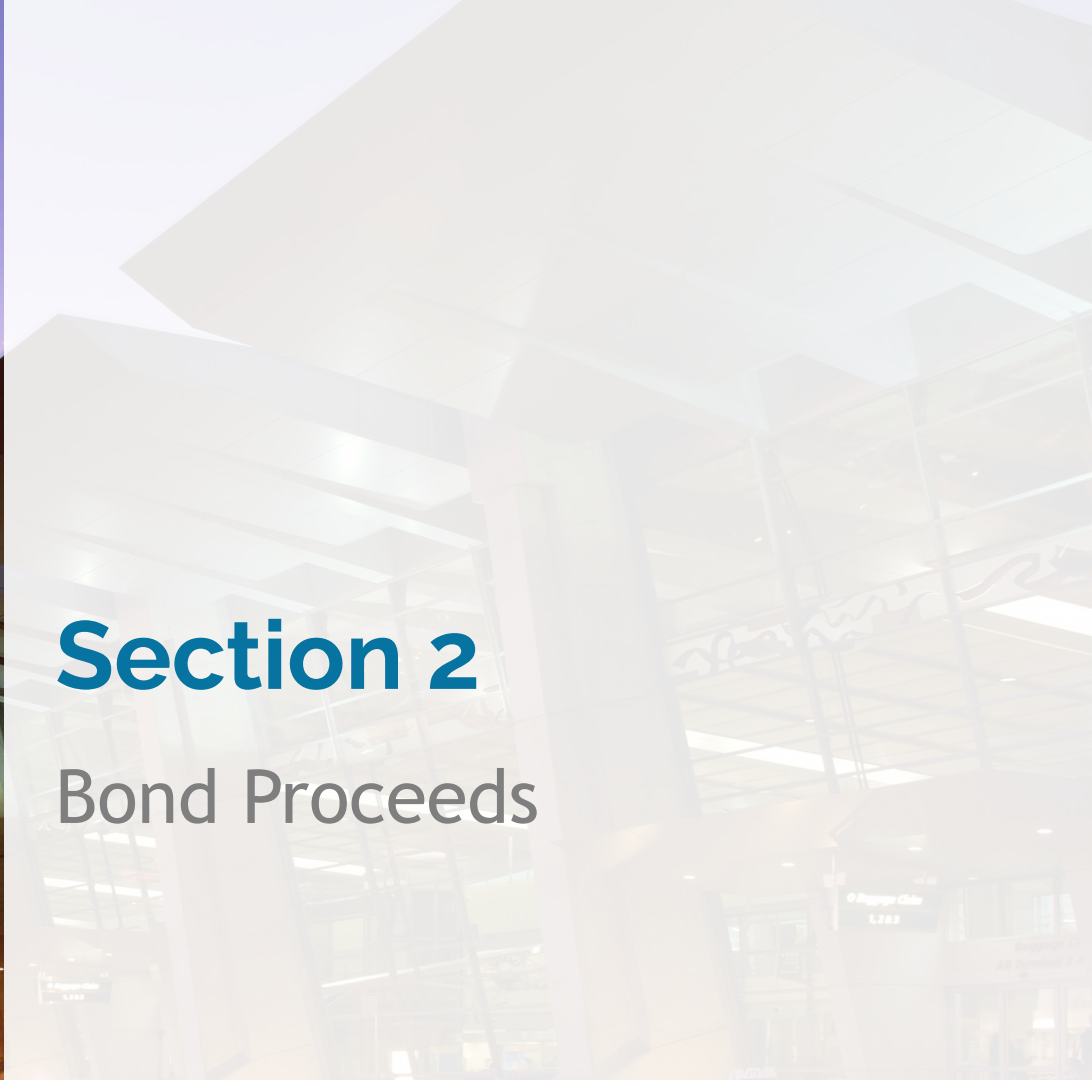
Investment Performance





Section 2

Bond Proceeds



Bond and Short-Term Debt Proceeds

Summary of Short-Term Debt and 2014, 2017, 2019, 2020 & 2021 Bond Proceeds ⁽¹⁾

As of August 31, 2022 (in thousands)

	2014 Special Facility Revenue Bond	2017, 2019, 2020 & 2021 General Airport Revenue Bonds	2021 Bank of America Revolver	Total Proceeds	Yield	Rating
Project Fund						
Treasuries	-	1,129,976	-	1,129,976	0.60%	AAm
LAIF	-	139,826	-	139,826	1.38%	N/R
SDCIP	-	215,655	1,036	216,691	1.46%	AAAf
Money Market Fund	-	48,886	-	48,886	1.86%	AAAm
	-	1,534,342	1,036	1,535,378	0.83%	
Debt Service Reserve & Coverage Funds						
SDCIP	29,176	39,859	-	69,035	1.46%	AAAf
LAIF	-	144,200	-	144,200	1.38%	N/R
	29,176	184,059	-	213,235	1.41%	
Capitalized Interest Funds						
Treasuries	-	196,286	-	196,286	0.60%	Aam
Money Market Fund	-	4,330	-	4,330	1.86%	AAAm
	-	200,616	-	200,616	0.63%	
TOTAL	29,176	1,919,017	1,036	1,949,229	0.87%	

(1) Bond Proceeds are not included in deposit limits as applied to operating funds. SDCIP Yield as of July 31, 2022.



Questions?

④ Ticketing
U.S. Airways



Section 3

Appendix



Compliance

August 31, 2022

This portfolio is a consolidation of assets managed by Chandler Asset Management and assets managed internally by SDCRAA. Chandler relies on SDCRAA to provide accurate information for reporting assets and producing this compliance statement.

Category	Standard	Comment
U.S. Treasuries	No limitations; Full faith and credit of the U.S. are pledged for the payment of principal and interest	Complies
Federal Agencies	No limitations; Federal agencies or U.S. government-sponsored enterprise obligations, participations, or other instruments, including those issued or fully guaranteed as to principal and interest by federal agencies or U.S. government sponsored enterprises	Complies
Supranational Obligations	"AA" rating category or higher by a NRSRO; 30% max; 10% max per issuer; USD denominated senior unsecured unsubordinated obligations; Issued or unconditionally guaranteed by IBRD, IFC, or IADB	Complies
Municipal Securities (CA, Other States)	"A" rating category or better by a NRSRO; 20% max; 5% max per issuer; Include obligations of the State of California, and any local agency within the State of California; Bonds of any of the other 49 states in addition to California, including bonds payable solely out of the revenues from a revenue-producing property owned, controlled, or operated by a state, or by a department, board, agency, or authority of any of the other 49 states, in addition to California	Complies
Corporate Medium Term Notes	"A" rating category or better by a NRSRO; 20% max; 5% max per issuer (combined with any other securities from that issuer); Issued by corporations organized and operating within the U.S. or by depository institutions licensed by the U.S. or any state and operating within the U.S.	Complies
Asset-Backed Securities (ABS)	"AA" rating or better by a NRSRO; 10% max (combined ABS/MBS/CMO and Mortgage Pass-Through Securities); 5% max per ABS issuer unless the issuer is U.S. Treasury or Federal Agency/GSE; Asset-Backed Securities from issuers not defined in sections (a) U.S. Treasury and (b) Federal Agency of the Authorized Investments section of the policy	Complies
Mortgage-Backed Securities (MBS), Mortgage Pass-Through Securities, Collateralized Mortgage Obligations (CMO)	"AA" rating or better by a NRSRO; 10% max (combined ABS/MBS/CMO and Mortgage Pass-Through Securities); 5% max per issuer unless the issuer is U.S. Treasury or Federal Agency/GSE; Mortgage-Backed Securities, Mortgage Pass-Through Securities and Collateralized Mortgage Obligations from issuers not defined in sections (a) U.S. Treasury and (b) Federal Agency of the Authorized Investments section of the policy	Complies
Negotiable Certificates of Deposit (NCD)	"A" rating category or better by a NRSRO; 30% max; 5% max per issuer (combined with any other securities from that issuer); Issued by nationally or state-chartered bank, a state or federal savings institution or by a federally licensed or state licensed branch of a foreign bank	Complies
Certificate of Deposit Placement Service (CDARS)	30% max; 3 years max maturity	Complies
Time Deposits/Certificates of Deposit/ Bank Deposit	Bank Deposits, including, demand deposit accounts, savings accounts, market rate accounts, and time certificates of deposits ("TCD") in financial institutions located in California. 20% max; 5% max per TCD issuer in excess of FDIC limit (combined with other securities from that issuer); 3 years max maturity; Financial institutions with net worth of \$10 million and total assets of \$50 million; Deposits in each bank limited to 5% max of the total assets of bank; To be eligible to receive Authority deposits, financial institution must have received a minimum overall satisfactory rating, under the Community Reinvestment Act, for meeting the credit needs of California Communities; Bank Deposits are required to be collateralized as specified by Cal. Gov. Code §53630 et seq.; Collateralization may be waived for any portion that is covered by FDIC	Complies
Banker's Acceptances	Highest rating category by a NRSRO; 40% max; 5% max per bank; 180 days max maturity	Complies
Commercial Paper	"Prime" quality of the highest rating by a NRSRO; 25% max; 5% max per issuer (combined with any other securities from that issuer); 270 days maturity; Issued by an entity that meets all of the following conditions in either (a) or (b): a. (i) organized and operating within the U.S. as a general corporation; (ii) has total assets > \$500 million; (iii) has "A" rating category or higher by a NRSRO, if issuer has debt other than commercial paper. b. (i) organized within the U.S. as a special purpose corporation, trust, or limited liability company; (ii) has program-wide credit enhancements including, but not limited to, overcollateralization, letters of credit, or a surety bond; (iii) rated "A-1" or higher by a NRSRO.	Complies
Money Market Funds	20% max; 10% max per fund; 5% max of total fund balance; Registered with SEC under Investment Company Act of 1940; Companies shall either: (i) Attain highest rating by two NRSROs; or (ii) Retain an investment adviser registered or exempt from SEC registration with > 5 years experience managing money market mutual funds with AUM >\$500 million	Complies
Local Agency Investment Fund (LAIF)	The market value of the Authority's investment in LAIF may not exceed the current deposit limit for regular LAIF accounts; Pursuant to California Government Code	Complies
San Diego County Investment Pool (SDCIP)	The market value of the Authority's investment in SDCIP may not exceed the current deposit limit for regular LAIF accounts; Pursuant to California Government Code	Complies
Local Government Investment Pool (LGIP)/ CalTRUST	The market value of the Authority's investment in each of the CalTRUST funds may not exceed the current deposit limit for regular LAIF accounts; Pursuant to California Government Code	Complies
Local Government Investment Pool (LGIP)/ Joint Powers Authority (JPA)	AAAm issuer rating; The market value of the Authority's investment in any LGIP may not exceed the LAIF statutory limit; Pursuant to California Government Code	Complies
Repurchase Agreements	"A" rating category or better by a NRSRO; 1 year max maturity; 102% Collateralized with U.S. Treasury or Federal Agency	Complies
Prohibited	Inverse floaters, Range notes, Interest-only strips from a pool of mortgages; Common stocks; Any security that could result in zero or negative interest accrual if held to maturity unless they are securities issued or backed by the U.S. Government under a provision sunseting January 1, 2026 and the Authority has exhausted all other potential investment options to avoid a zero or negative interest accrual.	Complies
Average Maturity	3 years	Complies
Maximum maturity	5 years	Complies

Holdings Report

SDCRAA Consolidated - Account #10566

For the Month Ending August 31, 2022

CUSIP	Security Description	Par Value/Units	Purchase Date Book Yield	Book Value	Mkt Price Mkt YTM	Market Value Accrued Int.	% of Port. Gain/Loss	Moody/S&P Fitch	Maturity Duration
Agency									
3135G0W33	FNMA Note 1.375% Due 09/06/2022	5,000,000.00	09/06/2019 1.55%	4,974,800.00	99.99 2.41%	4,999,270.00 33,420.14	0.84% 24,470.00	Aaa / AA+ AAA	0.02 0.01
313383WD9	FHLB Note 3.125% Due 09/09/2022	4,000,000.00	09/27/2018 3.00%	4,019,040.00	100.01 2.47%	4,000,552.00 59,722.22	0.68% (18,488.00)	Aaa / AA+ AAA	0.02 0.02
3135G0T78	FNMA Note 2.000% Due 10/05/2022	7,500,000.00	03/02/2020 0.86%	7,717,875.00	99.95 2.52%	7,496,152.50 60,833.33	1.27% (221,722.50)	Aaa / AA+ AAA	0.10 0.09
3130A3KM5	FHLB Note 2.500% Due 12/09/2022	6,000,000.00	08/16/2018 2.81%	5,924,640.00	99.89 2.91%	5,993,166.00 34,166.67	1.01% 68,526.00	Aaa / AA+ NR	0.27 0.27
313383QR5	FHLB Note 3.250% Due 06/09/2023	4,900,000.00	09/11/2018 2.97%	4,959,045.00	99.80 3.51%	4,890,317.60 36,273.61	0.83% (68,727.40)	Aaa / AA+ NR	0.77 0.75
3133EJUS6	FFCB Note 2.875% Due 07/17/2023	6,000,000.00	02/07/2019 2.56%	6,078,480.00	99.47 3.49%	5,968,452.00 21,083.33	1.01% (110,028.00)	Aaa / AA+ AAA	0.88 0.86
3133EKZK5	FFCB Note 1.600% Due 08/14/2023	7,000,000.00	08/19/2019 1.55%	7,012,460.00	98.16 3.58%	6,871,144.00 5,288.89	1.15% (141,316.00)	Aaa / AA+ AAA	0.95 0.93
313383YJ4	FHLB Note 3.375% Due 09/08/2023	7,000,000.00	Various 2.65%	7,219,535.00	99.73 3.65%	6,981,198.00 113,531.25	1.19% (238,337.00)	Aaa / AA+ NR	1.02 0.98
3130A0F70	FHLB Note 3.375% Due 12/08/2023	6,850,000.00	Various 2.75%	7,045,064.00	99.72 3.60%	6,830,909.05 53,301.56	1.16% (214,154.95)	Aaa / AA+ AAA	1.27 1.22
3130AB3H7	FHLB Note 2.375% Due 03/08/2024	6,800,000.00	Various 2.36%	6,805,744.00	98.28 3.55%	6,682,999.20 77,609.72	1.13% (122,744.80)	Aaa / AA+ NR	1.52 1.46
3130A0XE5	FHLB Note 3.250% Due 03/08/2024	5,000,000.00	06/10/2022 2.83%	5,035,550.00	99.45 3.62%	4,972,540.00 78,090.28	0.85% (63,010.00)	Aaa / AA+ NR	1.52 1.45

Holdings Report

SDCRAA Consolidated - Account #10566

For the Month Ending August 31, 2022

CUSIP	Security Description	Par Value/Units	Purchase Date Book Yield	Book Value	Mkt Price Mkt YTM	Market Value Accrued Int.	% of Port. Gain/Loss	Moody/S&P Fitch	Maturity Duration
3133EKNX0	FFCB Note 2.160% Due 06/03/2024	5,000,000.00	07/19/2019 1.89%	5,062,250.00	97.96 3.36%	4,898,085.00 26,400.00	0.83% (164,165.00)	Aaa / AA+	1.76 1.69
3130A1XJ2	FHLB Note 2.875% Due 06/14/2024	8,000,000.00	06/12/2019 2.00%	8,331,920.00	98.79 3.58%	7,903,416.00 49,194.44	1.33% (428,504.00)	Aaa / AA+ NR	1.79 1.71
3135G0V75	FNMA Note 1.750% Due 07/02/2024	7,350,000.00	07/19/2019 1.87%	7,310,236.50	97.06 3.41%	7,134,049.65 21,080.21	1.20% (176,186.85)	Aaa / AA+ AAA	1.84 1.78
3133ENJ84	FFCB Note 3.375% Due 08/26/2024	5,500,000.00	08/29/2022 3.50%	5,487,130.00	99.67 3.55%	5,481,806.00 2,578.13	0.92% (5,324.00)	Aaa / AA+ NR	1.99 1.90
3135G0W66	FNMA Note 1.625% Due 10/15/2024	5,000,000.00	12/03/2019 1.64%	4,997,100.00	96.22 3.49%	4,810,760.00 30,694.44	0.81% (186,340.00)	Aaa / AA+ AAA	2.13 2.05
3130AQF40	FHLB Note 1.000% Due 12/20/2024	8,000,000.00	07/29/2022 2.95%	7,642,480.00	94.71 3.41%	7,576,424.00 15,777.78	1.27% (66,056.00)	Aaa / AA+ AAA	2.31 2.24
3137EAEPO	FHLMC Note 1.500% Due 02/12/2025	6,500,000.00	03/04/2020 0.85%	6,703,710.00	95.44 3.46%	6,203,619.50 5,145.83	1.04% (500,090.50)	Aaa / AA+ AAA	2.45 2.37
TOTAL Agency		111,400,000.00	2.21%	112,327,059.50	3.33%	109,694,860.50 724,191.83	18.53% (2,632,199.00)	Aaa / AA+ Aaa	1.29 1.24
Cash									
PP2118\$00	U.S. Bank Checking Account	29,358.87	Various 0.00%	29,358.87	1.00 0.00%	29,358.87 0.00	0.00% 0.00	NR / NR NR	0.00 0.00
PP2118\$12	U.S. Bank Checking Account	45,659.63	Various 0.00%	45,659.63	1.00 0.00%	45,659.63 0.00	0.01% 0.00	NR / NR NR	0.00 0.00

Holdings Report

SDCRAA Consolidated - Account #10566

For the Month Ending August 31, 2022

CUSIP	Security Description	Par Value/Units	Purchase Date Book Yield	Book Value	Mkt Price Mkt YTM	Market Value Accrued Int.	% of Port. Gain/Loss	Moody/S&P Fitch	Maturity Duration
PP2118V\$9	U.S. Bank Checking Account	10,731,533.95	Various 0.00%	10,731,533.95	1.00 0.00%	10,731,533.95 0.00	1.80% 0.00	NR / NR NR	0.00 0.00
PP2118V\$7	EastWest Bank Deposit Account	8,316,212.35	Various 1.26%	8,316,212.35	1.00 1.26%	8,316,212.35 0.00	1.40% 0.00	NR / NR NR	0.00 0.00
PP2118V\$8	EastWest Bank Deposit Account	109,386.01	Various 1.26%	109,386.01	1.00 1.26%	109,386.01 0.00	0.02% 0.00	NR / NR NR	0.00 0.00
TOTAL Cash		19,232,150.81	0.55%	19,232,150.81	0.55%	19,232,150.81 0.00	3.23% 0.00	NR / NR NR	0.00 0.00

Corporate									
00440EAU1	Chubb INA Holdings Inc Callable Note Cont 9/3/2022	2,000,000.00	09/27/2018 3.47%	1,955,180.00	99.84 3.80%	1,996,720.00 18,847.22	0.34% 41,540.00	A3 / A A	0.18 0.17
24422EUA5	John Deere Capital Corp Note 2.700% Due 01/06/2023	3,500,000.00	Various 3.22%	3,422,355.00	99.88 3.03%	3,495,877.00 14,437.50	0.59% 73,522.00	A2 / A A	0.35 0.34
89236TEL5	Toyota Motor Credit Corp Note 2.700% Due 01/11/2023	2,000,000.00	07/13/2018 3.34%	1,946,860.00	99.72 3.47%	1,994,444.00 7,500.00	0.34% 47,584.00	A1 / A+ A+	0.36 0.36
084670BR8	Berkshire Hathaway Callable Note Cont 1/15/2023 2.750% Due 03/15/2023	2,000,000.00	07/13/2018 3.20%	1,961,020.00	99.83 3.04%	1,996,688.00 25,361.11	0.34% 35,668.00	Aa2 / AA A+	0.54 0.49
037833AK6	Apple Inc Note 2.400% Due 05/03/2023	2,000,000.00	07/19/2019 2.13%	2,019,760.00	99.32 3.42%	1,986,484.00 15,733.33	0.34% (33,276.00)	Aaa / AA+ NR	0.67 0.66
58933YAF2	Merck & Co Note 2.800% Due 05/18/2023	3,000,000.00	07/22/2019 2.11%	3,075,480.00	99.50 3.50%	2,985,135.00 24,033.33	0.51% (90,345.00)	A1 / A+ A+	0.71 0.69
931142EK5	Wal-Mart Stores Callable Note Cont 5/26/2023 3.400% Due 06/26/2023	2,000,000.00	09/27/2018 3.31%	2,008,020.00	100.27 3.01%	2,005,416.00 12,277.78	0.34% (2,604.00)	Aa2 / AA AA	0.82 0.72

Holdings Report

SDCRAA Consolidated - Account #10566

For the Month Ending August 31, 2022

CUSIP	Security Description	Par Value/Units	Purchase Date Book Yield	Book Value	Mkt Price Mkt YTM	Market Value Accrued Int.	% of Port. Gain/Loss	Moody/S&P Fitch	Maturity Duration
06406FAD5	Bank of NY Mellon Corp Callable Note Cont 6/16/2023 2.200% Due 08/16/2023	4,000,000.00	Various 2.22%	3,996,200.00	98.65 3.64%	3,945,812.00 3,666.66	0.66% (50,388.00)	A1 / A AA-	0.96 0.94
857477AM5	State Street Bank Note 3.700% Due 11/20/2023	2,000,000.00	08/19/2019 2.06%	2,132,940.00	100.12 3.60%	2,002,308.00 20,761.11	0.34% (130,632.00)	A1 / A AA-	1.22 1.17
89236TFS9	Toyota Motor Credit Corp Note 3.350% Due 01/08/2024	2,000,000.00	02/07/2019 3.07%	2,025,380.00	99.57 3.67%	1,991,484.00 9,863.89	0.34% (33,896.00)	A1 / A+ A+	1.36 1.30
91159HHV5	US Bancorp Callable Note Cont 1/5/2024 3.375% Due 02/05/2024	2,000,000.00	02/07/2019 3.19%	2,017,220.00	99.55 3.70%	1,990,930.00 4,875.00	0.33% (26,290.00)	A2 / A+ A+	1.43 1.38
023135BW5	Amazon.com Inc Note 0.450% Due 05/12/2024	5,000,000.00	12/13/2021 0.95%	4,940,800.00	94.88 3.59%	4,743,880.00 6,812.50	0.80% (196,920.00)	A1 / AA AA-	1.70 1.66
14912L6C0	Caterpillar Finance Serv Corp Note 3.300% Due 06/09/2024	5,000,000.00	12/28/2021 1.08%	5,266,100.00	99.47 3.61%	4,973,675.00 37,583.33	0.84% (292,425.00)	A2 / A A	1.78 1.69
438516BW5	Honeywell Intl Callable Note Cont 7/15/2024 2.300% Due 08/15/2024	4,000,000.00	12/03/2019 1.96%	4,059,840.00	97.48 3.65%	3,899,148.00 4,088.89	0.66% (160,692.00)	A2 / A A	1.96 1.89
59217GEP0	Metlife Note 0.700% Due 09/27/2024	4,000,000.00	01/25/2022 1.49%	3,918,000.00	93.22 4.15%	3,728,888.00 11,977.78	0.63% (189,112.00)	Aa3 / AA- AA-	2.08 2.01
63743HEY4	National Rural Utilities Note 1.000% Due 10/18/2024	2,000,000.00	05/16/2022 3.31%	1,893,360.00	94.16 3.88%	1,883,248.00 7,388.89	0.32% (10,112.00)	A2 / A- A	2.13 2.06
24422EVY2	John Deere Capital Corp Note 1.250% Due 01/10/2025	2,000,000.00	01/11/2022 1.42%	1,989,790.00	94.49 3.71%	1,889,798.00 3,541.67	0.32% (99,992.00)	A2 / A A	2.36 2.28
69371RQ66	Paccar Financial Corp Note 1.800% Due 02/06/2025	2,500,000.00	04/18/2022 2.98%	2,421,150.00	95.46 3.77%	2,386,592.50 3,125.00	0.40% (34,557.50)	A1 / A+ NR	2.44 2.34
57636QAN4	MasterCard Inc Callable Note 1x 02/03/2025 2.000% Due 03/03/2025	3,000,000.00	03/01/2022 1.70%	3,025,950.00	95.95 3.71%	2,878,494.00 29,666.67	0.49% (147,456.00)	A1 / A+ NR	2.51 2.39

Holdings Report

SDCRAA Consolidated - Account #10566

For the Month Ending August 31, 2022

CUSIP	Security Description	Par Value/Units	Purchase Date Book Yield	Book Value	Mkt Price Mkt YTM	Market Value Accrued Int.	% of Port. Gain/Loss	Moody/S&P Fitch	Maturity Duration
87612EBL9	Target Corp Callable Note Cont 4/15/25 2.250% Due 04/15/2025	5,000,000.00	02/01/2022 1.75%	5,077,959.20	96.19 3.79%	4,809,680.00 42,500.00	0.81% (268,279.20)	A2 / A A	2.62 2.49
91159HHZ6	US Bancorp Callable Note Cont 4/11/2025 1.450% Due 05/12/2025	3,000,000.00	11/16/2021 1.26%	3,019,200.00	93.72 3.92%	2,811,708.00 13,170.83	0.47% (207,492.00)	A2 / A+ A+	2.70 2.59
037833BG4	Apple Inc Note 3.200% Due 05/13/2025	4,000,000.00	02/07/2022 1.80%	4,175,880.00	98.73 3.70%	3,949,376.00 38,400.00	0.67% (226,504.00)	Aaa / AA+ NR	2.70 2.54
78015K7H1	Royal Bank of Canada Note 1.150% Due 06/10/2025	5,000,000.00	Various 1.06%	5,016,340.00	92.17 4.17%	4,608,680.00 12,937.50	0.78% (407,660.00)	A1 / A AA-	2.78 2.67
26442UAA2	Duke Energy Progress LLC Callable Note Cont 5/15/25 3.250% Due 08/15/2025	2,000,000.00	04/21/2022 3.40%	1,990,440.00	98.61 3.75%	1,972,200.00 2,888.89	0.33% (18,240.00)	Aa3 / A NR	2.96 2.79
89114QCK2	Toronto Dominion Bank Note 0.750% Due 09/11/2025	5,000,000.00	Various 1.10%	4,933,570.00	90.39 4.16%	4,519,455.00 17,708.34	0.76% (414,115.00)	A1 / A AA-	3.03 2.93
808513BY0	Charles Schwab Corp Callable Note Cont 2/3/2027 2.450% Due 03/03/2027	2,000,000.00	03/30/2022 3.06%	1,944,440.00	93.43 4.06%	1,868,576.00 24,227.78	0.32% (75,864.00)	A2 / A A	4.51 4.15
084664CZ2	Berkshire Hathaway Callable Note Cont 2/15/2027 2.300% Due 03/15/2027	2,000,000.00	04/21/2022 3.28%	1,911,920.00	94.28 3.68%	1,885,554.00 21,211.11	0.32% (26,366.00)	Aa2 / AA A+	4.54 4.20
09247XAN1	Blackrock Inc Note 3.200% Due 03/15/2027	2,000,000.00	05/16/2022 3.51%	1,972,980.00	98.53 3.55%	1,970,506.00 29,511.11	0.34% (2,474.00)	Aa3 / AA- NR	4.54 4.12
023135CF1	Amazon.com Inc Callable Note Cont 3/13/2027 3.300% Due 04/13/2027	1,000,000.00	06/10/2022 3.59%	987,080.00	97.80 3.82%	977,999.00 12,650.00	0.17% (9,081.00)	A1 / AA AA-	4.62 4.18
665859AW4	Northern Trust Company Callable Note Cont 4/10/2027 4.000% Due 05/10/2027	4,000,000.00	08/29/2022 3.98%	4,004,040.00	99.78 4.05%	3,991,348.00 49,333.33	0.68% (12,692.00)	A2 / A+ A+	4.69 4.12
TOTAL Corporate		89,000,000.00	2.20%	89,109,254.20	3.72%	86,140,103.50 526,080.55	14.55% (2,969,150.70)	A1 / A+ A+	2.17 2.04

Holdings Report

SDCRAA Consolidated - Account #10566

For the Month Ending August 31, 2022

CUSIP	Security Description	Par Value/Units	Purchase Date Book Yield	Book Value	Mkt Price Mkt YTM	Market Value Accrued Int.	% of Port. Gain/Loss	Moody/S&P Fitch	Maturity Duration
LAIF									
90LAIF\$00	Local Agency Investment Fund State Pool	63,525,325.69	Various 1.38%	63,525,325.69	1.00 1.38%	63,525,325.69 127,449.43	10.68% 0.00	NR / NR NR	0.00 0.00
TOTAL LAIF		63,525,325.69	1.38%	63,525,325.69	1.38%	127,449.43	0.00	NR	0.00
Local Gov Investment Pool									
90SDCP\$00	County of San Diego Pooled Investment Pool	58,861,518.99	Various 1.46%	58,861,518.99	1.00 1.46%	58,861,518.99 0.00	9.88% 0.00	NR / NR AAA	0.00 0.00
09CATR\$04	CalTrust Short Term Fund	1,636,153.96	Various 2.57%	16,368,062.60	9.99 2.57%	16,345,178.11 0.00	2.74% (22,884.49)	NR / AA NR	0.00 0.00
09CATR\$05	CalTrust Medium Term Fund	1,637,539.51	Various 2.92%	16,747,854.94	9.81 2.92%	16,064,262.59 0.00	2.70% (683,592.35)	NR / A+ NR	0.00 0.00
TOTAL Local Gov Investment Pool		62,135,212.46	1.92%	91,977,436.53	1.92%	91,270,959.69	15.32%	NR / AA-	0.00
						0.00	(706,476.84)	Aaa	0.00
Money Market Fund FI									
	Dreyfus Gov't Cash Management Money Market Fund	209,238.71	Various 1.86%	209,238.71	1.00 1.86%	209,238.71 0.00	0.04% 0.00	Aaa / AAA NR	0.00 0.00
TOTAL Money Market Fund		209,238.71	1.86%	209,238.71	1.86%	0.00	0.00	Aaa / AAA	0.00
						0.00	0.00	NR	0.00

Holdings Report

SDCRAA Consolidated - Account #10566

For the Month Ending August 31, 2022

CUSIP	Security Description	Par Value/Units	Purchase Date Book Yield	Book Value	Mkt Price Mkt YTM	Market Value Accrued Int.	% of Port. Gain/Loss	Moody/S&P Fitch	Maturity Duration
Municipal Bonds									
649791PP9	New York St Taxable-GO 2.010% Due 02/15/2024	5,000,000.00	10/29/2019 2.01%	5,000,000.00	97.74 3.62%	4,886,850.00 4,466.67	0.82% (113,150.00)	Aa1 / AA+ AA+	1.46 1.41
TOTAL Municipal Bonds		5,000,000.00	2.01%	5,000,000.00	3.62%	4,886,850.00 4,466.67	0.82% (113,150.00)	Aa1 / AA+ AA+	1.46 1.41
Supranational									
4581X0DZ8	Inter-American Dev Bank Note 0.500% Due 09/23/2024	5,500,000.00	Various 0.61%	5,482,110.00	94.02 3.53%	5,171,045.00 12,069.45	0.87% (311,065.00)	Aaa / AAA NR	2.07 2.01
TOTAL Supranational		5,500,000.00	0.61%	5,482,110.00	3.53%	5,171,045.00 12,069.45	0.87% (311,065.00)	Aaa / AAA NR	2.07 2.01
US Treasury									
912828L57	US Treasury Note 1.750% Due 09/30/2022	10,500,000.00	01/19/2018 2.39%	10,204,277.34	99.96 2.26%	10,495,516.50 77,315.57	1.77% 291,239.16	Aaa / AA+ AAA	0.08 0.08
912828M80	US Treasury Note 2.000% Due 11/30/2022	8,000,000.00	12/16/2019 1.66%	8,079,062.50	99.79 2.82%	7,983,544.00 40,655.74	1.35% (95,518.50)	Aaa / AA+ AAA	0.25 0.25
912828P79	US Treasury Note 1.500% Due 02/28/2023	6,400,000.00	03/01/2022 0.97%	6,433,500.00	99.14 3.24%	6,345,248.00 265.19	1.07% (88,252.00)	Aaa / AA+ AAA	0.50 0.49
9128284D9	US Treasury Note 2.500% Due 03/31/2023	8,800,000.00	06/29/2022 2.78%	8,781,781.25	99.59 3.21%	8,764,254.40 92,568.31	1.49% (17,526.85)	Aaa / AA+ AAA	0.58 0.57

Holdings Report

SDCRAA Consolidated - Account #10566

For the Month Ending August 31, 2022

CUSIP	Security Description	Par Value/Units	Purchase Date Book Yield	Book Value	Mkt Price Mkt YTM	Market Value Accrued Int.	% of Port. Gain/Loss	Moody/S&P Fitch	Maturity Duration
912828R69	US Treasury Note 1.625% Due 05/31/2023	8,000,000.00	12/23/2019 1.70%	7,978,750.00	98.75 3.33%	7,899,688.00 33,032.79	1.33% (79,062.00)	Aaa / AA+ AAA	0.75 0.73
912828T91	US Treasury Note 1.625% Due 10/31/2023	8,000,000.00	04/21/2022 2.47%	7,899,062.50	97.95 3.44%	7,835,624.00 43,804.35	1.32% (63,438.50)	Aaa / AA+ AAA	1.17 1.13
912828U57	US Treasury Note 2.125% Due 11/30/2023	5,250,000.00	06/10/2022 2.79%	5,200,576.17	98.41 3.43%	5,166,535.50 28,347.85	0.87% (34,040.67)	Aaa / AA+ AAA	1.25 1.21
912828V80	US Treasury Note 2.250% Due 01/31/2024	5,650,000.00	Various 2.14%	5,675,003.91	98.32 3.47%	5,555,317.30 11,054.34	0.93% (119,686.61)	Aaa / AA+ AAA	1.42 1.38
91282CBV2	US Treasury Note 0.375% Due 04/15/2024	8,900,000.00	01/25/2022 1.06%	8,767,195.31	95.14 3.48%	8,467,860.50 12,675.20	1.42% (299,334.81)	Aaa / AA+ AAA	1.62 1.59
9128282U3	US Treasury Note 1.875% Due 08/31/2024	3,000,000.00	04/21/2022 2.81%	2,936,718.75	97.02 3.43%	2,910,585.00 155.39	0.49% (26,133.75)	Aaa / AA+ AAA	2.00 1.94
912828YM6	US Treasury Note 1.500% Due 10/31/2024	11,700,000.00	06/01/2022 2.75%	11,360,882.81	95.98 3.44%	11,230,174.80 59,135.87	1.89% (130,708.01)	Aaa / AA+ AAA	2.17 2.09
912828YV6	US Treasury Note 1.500% Due 11/30/2024	8,000,000.00	10/14/2021 0.64%	8,211,562.50	95.81 3.45%	7,664,688.00 30,491.80	1.29% (546,874.50)	Aaa / AA+ AAA	2.25 2.17
91282CDN8	US Treasury Note 1.000% Due 12/15/2024	8,000,000.00	01/11/2022 1.22%	7,948,750.00	94.63 3.46%	7,570,000.00 17,049.18	1.27% (378,750.00)	Aaa / AA+ AAA	2.29 2.23
912828Z52	US Treasury Note 1.375% Due 01/31/2025	6,000,000.00	09/29/2021 0.62%	6,150,000.00	95.20 3.47%	5,711,718.00 7,173.91	0.96% (438,282.00)	Aaa / AA+ AAA	2.42 2.34
912828ZC7	US Treasury Note 1.125% Due 02/28/2025	6,000,000.00	02/01/2022 1.39%	5,951,953.13	94.45 3.46%	5,666,952.00 186.46	0.95% (285,001.13)	Aaa / AA+ AAA	2.50 2.43
912828ZF0	US Treasury Note 0.500% Due 03/31/2025	6,000,000.00	09/09/2021 0.55%	5,989,687.50	92.74 3.46%	5,564,532.00 12,622.95	0.94% (425,155.50)	Aaa / AA+ AAA	2.58 2.52

Holdings Report

SDCRAA Consolidated - Account #10566

For the Month Ending August 31, 2022

CUSIP	Security Description	Par Value/Units	Purchase Date Book Yield	Book Value	Mkt Price Mkt YTM	Market Value Accrued Int.	% of Port. Gain/Loss	Moody/S&P Fitch	Maturity Duration
912828ZT0	US Treasury Note 0.250% Due 05/31/2025	6,000,000.00	09/09/2021 0.59%	5,925,234.38	91.62 3.47%	5,497,032.00 3,811.48	0.92% (428,202.38)	Aaa / AA+ AAA	2.75 2.69
91282CAB7	US Treasury Note 0.250% Due 07/31/2025	5,000,000.00	10/12/2021 0.83%	4,891,601.56	91.13 3.47%	4,556,640.00 1,086.96	0.76% (334,961.56)	Aaa / AA+ AAA	2.92 2.86
91282CAJ0	US Treasury Note 0.250% Due 08/31/2025	9,000,000.00	10/14/2021 0.85%	8,795,390.63	90.87 3.48%	8,178,399.00 62.15	1.37% (616,991.63)	Aaa / AA+ AAA	3.00 2.94
9128285C0	US Treasury Note 3.000% Due 09/30/2025	3,000,000.00	05/02/2022 2.96%	3,003,398.44	98.64 3.47%	2,959,335.00 37,868.85	0.50% (44,063.44)	Aaa / AA+ AAA	3.08 2.88
91282CAT8	US Treasury Note 0.250% Due 10/31/2025	7,000,000.00	07/28/2021 0.62%	6,891,718.75	90.43 3.47%	6,329,806.00 5,896.74	1.06% (561,912.75)	Aaa / AA+ AAA	3.17 3.10
91282CBC4	US Treasury Note 0.375% Due 12/31/2025	7,000,000.00	07/28/2021 0.65%	6,917,148.44	90.34 3.47%	6,323,786.00 4,493.89	1.06% (593,362.44)	Aaa / AA+ AAA	3.34 3.25
91282CBH3	US Treasury Note 0.375% Due 01/31/2026	7,000,000.00	07/28/2021 0.66%	6,910,312.50	90.11 3.47%	6,307,385.00 2,282.61	1.06% (602,927.50)	Aaa / AA+ AAA	3.42 3.34
91282CBQ3	US Treasury Note 0.500% Due 02/28/2026	9,000,000.00	10/14/2021 0.97%	8,820,703.13	90.31 3.46%	8,127,774.00 124.31	1.36% (692,929.13)	Aaa / AA+ AAA	3.50 3.41
91282CBT7	US Treasury Note 0.750% Due 03/31/2026	7,500,000.00	08/13/2021 0.78%	7,489,453.13	90.97 3.45%	6,822,660.00 23,668.03	1.15% (666,793.13)	Aaa / AA+ AAA	3.58 3.47
91282CCF6	US Treasury Note 0.750% Due 05/31/2026	7,500,000.00	08/13/2021 0.80%	7,482,128.91	90.63 3.44%	6,796,875.00 14,293.03	1.14% (685,253.91)	Aaa / AA+ AAA	3.75 3.63
91282CCP4	US Treasury Note 0.625% Due 07/31/2026	6,000,000.00	09/09/2021 0.79%	5,952,890.63	89.84 3.42%	5,390,628.00 3,260.87	0.91% (562,262.63)	Aaa / AA+ AAA	3.92 3.80
91282CCW9	US Treasury Note 0.750% Due 08/31/2026	7,000,000.00	09/28/2021 1.01%	6,913,046.88	90.13 3.41%	6,309,023.00 145.03	1.06% (604,023.88)	Aaa / AA+ AAA	4.00 3.88

Holdings Report

SDCRAA Consolidated - Account #10566

For the Month Ending August 31, 2022

CUSIP	Security Description	Par Value/Units	Purchase Date Book Yield	Book Value	Mkt Price Mkt YTM	Market Value Accrued Int.	% of Port. Gain/Loss	Moody/S&P Fitch	Maturity Duration
91282CCZ2	US Treasury Note 0.875% Due 09/30/2026	8,000,000.00	11/01/2021 1.21%	7,874,062.50	90.46 3.40%	7,236,872.00 29,453.55	1.22% (637,190.50)	Aaa / AA+ AAA	4.08 3.93
91282CDG3	US Treasury Note 1.125% Due 10/31/2026	8,000,000.00	11/30/2021 1.15%	7,991,562.50	91.23 3.40%	7,298,752.00 30,326.09	1.23% (692,810.50)	Aaa / AA+ AAA	4.17 3.99
91282CDK4	US Treasury Note 1.250% Due 11/30/2026	6,750,000.00	03/30/2022 2.47%	6,390,087.89	91.63 3.38%	6,184,950.75 21,439.55	1.04% (205,137.14)	Aaa / AA+ AAA	4.25 4.06
91282CDQ1	US Treasury Note 1.250% Due 12/31/2026	4,900,000.00	05/16/2022 2.85%	4,562,933.59	91.51 3.37%	4,483,882.20 10,485.73	0.75% (79,051.39)	Aaa / AA+ AAA	4.34 4.14
TOTAL US Treasury		226,850,000.00	1.44%	224,380,437.53	3.34%	213,636,037.95 655,233.77	35.97% (10,744,399.58)	Aaa / AA+ Aaa	2.42 2.34
TOTAL PORTFOLIO		582,851,927.67	1.73%	611,243,012.97	2.88%	593,766,571.85 2,049,491.70	100.00% (17,476,441.12)	Aa1 / AA Aaa	1.45 1.40
TOTAL MARKET VALUE PLUS ACCRUALS						595,816,063.55			

Transactions Ledger

SDCRAA Consolidated - Account #10566

August 1, 2022 through August 31, 2022

Transaction Type	Settlement Date	CUSIP	Quantity	Security Description	Price	Acq/Disp Yield	Amount	Interest Pur/Sold	Total Amount	Gain/Loss
ACQUISITIONS										
Purchase	08/01/2022	3130AQF40	8,000,000.00	FHLB Note 1% Due: 12/20/2024	95.531	2.95%	7,642,480.00	9,111.11	7,651,591.11	0.00
Purchase	08/31/2022	3133ENJ84	5,500,000.00	FFCB Note 3.375% Due: 08/26/2024	99.766	3.50%	5,487,130.00	2,578.13	5,489,708.13	0.00
Purchase	08/31/2022	665859AW4	4,000,000.00	Northern Trust Company Callable Note Cont 4/10/2027 4% Due: 05/10/2027	100.101	3.97%	4,004,040.00	49,333.33	4,053,373.33	0.00
	Subtotal		17,500,000.00				17,133,650.00	61,022.57	17,194,672.57	0.00
TOTAL AQUISITIONS			17,500,000.00				17,133,650.00	61,022.57	17,194,672.57	0.00
DISPOSITIONS										
Maturity	08/31/2022	912828L24	8,200,000.00	US Treasury Note 1.875% Due: 08/31/2022	100.00		8,200,000.00	0.00	8,200,000.00	98,015.62
	Subtotal		8,200,000.00				8,200,000.00	0.00	8,200,000.00	98,015.62
TOTAL DISPOSITIONS			8,200,000.00				8,200,000.00	0.00	8,200,000.00	98,015.62

Transactions Ledger for Bonds

SDCRAA Consolidated Bond Reserves - Account #10592

August 1, 2022 through August 31, 2022

Transaction Type	Settlement Date	CUSIP	Quantity	Security Description	Price	Acq/Disp	Yield	Amount	Interest Pur/Sold	Total Amount	Gain/Loss
ACQUISITIONS											
Security Contribution	8/12/2022	31846V807	8,400,000.00	First American Government Obligation Funds				8,400,000.00	0.00	8,400,000.00	0.00
Security Contribution	8/26/2022	31846V807	6,700,000.00	First American Government Obligation Funds				6,700,000.00	0.00	6,700,000.00	0.00
Security Contribution	8/26/2022	31846V807	10,000,000.00	First American Government Obligation Funds				10,000,000.00	0.00	10,000,000.00	0.00
Security Contribution	8/29/2022	31846V807	10,000,000.00	First American Government Obligation Funds				10,000,000.00	0.00	10,000,000.00	0.00
Security Contribution	8/31/2022	31846V807	46,097,000.00	First American Government Obligation Funds				46,097,000.00	0.00	46,097,000.00	0.00
	Subtotal		81,197,000.00					81,197,000.00	0.00	81,197,000.00	0.00
TOTAL ACQUISITIONS			81,197,000.00					81,197,000.00	0.00	81,197,000.00	0.00
DISPOSITIONS											
Maturity	8/31/2022	91282CAG6	46,097,000.00	US Treasury Note				46,097,000.00	0.00	46,097,000.00	0.00
	Subtotal		46,097,000.00					46,097,000.00	0.00	46,097,000.00	0.00

Transactions Ledger for Bonds

SDCRAA Consolidated Bond Reserves - Account #10592

August 1, 2022 through August 31, 2022

Transaction Type	Settlement Date	CUSIP	Quantity	Security Description	Price	Acq/Disp	Yield	Amount	Interest Pur/Sold	Total Amount	Gain/Loss
Security Withdrawal	8/12/2022	90LAIF\$00	8,400,000.00	Local Agency Investment Fund				8,400,000.00	0.00	8,400,000.00	0.00
Security Withdrawal	8/26/2022	90SDCP\$00	10,000,000.00	County of San Diego Pooled Investment Pool				10,000,000.00	0.00	10,000,000.00	0.00
Security Withdrawal	8/26/2022	90SDCP\$00	6,700,000.00	County of San Diego Pooled Investment Pool				6,700,000.00	0.00	6,700,000.00	0.00
Security Withdrawal	8/29/2022	90SDCP\$00	10,000,000.00	County of San Diego Pooled Investment Pool				10,000,000.00	0.00	10,000,000.00	0.00
Security Withdrawal	8/30/2022	31846V807	15,918,264.00	First American Government Obligation Funds				15,918,264.00	0.00	15,918,264.00	0.00
Security Withdrawal	8/30/2022	31846V807	18,388,676.00	First American Government Obligation Funds				18,388,676.00	0.00	18,388,676.00	0.00
Security Withdrawal	8/30/2022	31846V807	4,812,594.00	First American Government Obligation Funds				4,812,594.00	0.00	4,812,594.00	0.00
Security Withdrawal	8/30/2022	31846V807	1,723,010.00	First American Government Obligation Funds				1,723,010.00	0.00	1,723,010.00	0.00
Security Withdrawal	8/31/2022	31846V807	22,577,932.00	First American Government Obligation Funds				22,577,932.00	0.00	22,577,932.00	0.00
	Subtotal		98,520,476.00					98,520,476.00	0.00	98,520,476.00	0.00
TOTAL DISPOSITIONS			144,617,476.00					144,617,476.00	0.00	144,617,476.00	0.00



Important Disclosures

2022 Chandler Asset Management, Inc, An Independent Registered Investment Adviser.

Information contained herein is confidential. Prices are provided by ICE Data Services Inc ("IDS"), an independent pricing source. In the event IDS does not provide a price or if the price provided is not reflective of fair market value, Chandler will obtain pricing from an alternative approved third party pricing source in accordance with our written valuation policy and procedures. Our valuation procedures are also disclosed in Item 5 of our Form ADV Part 2A.

Performance results are presented gross-of-advisory fees and represent the client's Total Return. The deduction of advisory fees lowers performance results. These results include the reinvestment of dividends and other earnings. Past performance may not be indicative of future results. Therefore, clients should not assume that future performance of any specific investment or investment strategy will be profitable or equal to past performance levels. All investment strategies have the potential for profit or loss. Economic factors, market conditions or changes in investment strategies, contributions or withdrawals may materially alter the performance and results of your portfolio.

Index returns assume reinvestment of all distributions. Historical performance results for investment indexes generally do not reflect the deduction of transaction and/or custodial charges or the deduction of an investment management fee, the incurrence of which would have the effect of decreasing historical performance results. It is not possible to invest directly in an index.

Source ICE Data Indices, LLC ("ICE"), used with permission. ICE permits use of the ICE indices and related data on an "as is" basis; ICE, its affiliates and their respective third party suppliers disclaim any and all warranties and representations, express and/or implied, including any warranties of merchantability or fitness for a particular purpose or use, including the indices, index data and any data included in, related to, or derived therefrom. Neither ICE data, its affiliates or their respective third party providers guarantee the quality, adequacy, accuracy, timeliness or completeness of the indices or the index data or any component thereof, and the indices and index data and all components thereof are provided on an "as is" basis and licensee's use it at licensee's own risk. ICE data, its affiliates and their respective third party do not sponsor, endorse, or recommend chandler asset management, or any of its products or services.

This report is provided for informational purposes only and should not be construed as a specific investment or legal advice. The information contained herein was obtained from sources believed to be reliable as of the date of publication, but may become outdated or superseded at any time without notice. Any opinions or views expressed are based on current market conditions and are subject to change. This report may contain forecasts and forward-looking statements which are inherently limited and should not be relied upon as indicator of future results. Past performance is not indicative of future results. This report is not intended to constitute an offer, solicitation, recommendation or advice regarding any securities or investment strategy and should not be regarded by recipients as a substitute for the exercise of their own judgment.

Fixed income investments are subject to interest, credit and market risk. Interest rate risk: the value of fixed income investments will decline as interest rates rise. Credit risk: the possibility that the borrower may not be able to repay interest and principal. Low rated bonds generally have to pay higher interest rates to attract investors willing to take on greater risk. Market risk: the bond market in general could decline due to economic conditions, especially during periods of rising interest rates.

Ratings information have been provided by Moody's, S&P and Fitch through data feeds we believe to be reliable as of the date of this statement, however we cannot guarantee its accuracy.

Security level ratings for U.S. Agency issued mortgage-backed securities ("MBS") reflect the issuer rating because the securities themselves are not rated. The issuing U.S. Agency guarantees the full and timely payment of both principal and interest and carries a AA+/Aaa/AAA by S&P, Moody's and Fitch respectively.



Benchmark Disclosures

ICE BofA 0-5 Yr US Treasury Index

The ICE BofA 0-5 Year US Treasury Index tracks the performance of US Dollar denominated Sovereign debt publicly issued by the US government in its domestic market with maturities less than five years. Qualifying securities must have at least 18 months to maturity at point of issuance, at least one month and less than five years remaining term to final maturity, a fixed coupon schedule and a minimum amount outstanding of \$1 billion.

San Diego County Regional Airport Authority

Update on Revolver Draws and Outstanding Balances

Presented by Geoff Bryant, Finance Manager, Finance & Risk Management

Finance Committee September 26, 2022

Revolving Credit Facility Balances

- Initial Draw made on August 12, 2021, Balances and Rate shown at August 2022 month end. Balances have been utilized to fund preliminary spending on the New T1 project

SERIES	Month End Balance	RATE	MONTHLY INTEREST And FEES	FY 2023 INTEREST and FEES
AMT	40,100,000	2.00%	66,833	129,116
Non-AMT	40,000,000	2.00%	66,667	129,116
UNUTILIZED BALANCE	119,900,000	0.00%	-	-
TOTAL	\$ 200,000,000		\$ 133,500	\$ 258,232

Questions?

Executive Committee Staff Report

Meeting Date: September 26, 2022

Subject:

Pre-Approval of Travel Requests and Approval of Business and Travel Expense Reimbursement Requests for Board Members, the President/CEO, the Chief Auditor and General Counsel

Recommendation:

Pre-approve Travel Requests and approve Business and Travel Expense Reimbursement Requests.

Background/Justification:

Authority Policy 3.30 (3)(b) and (4) require that travel and business expense reimbursements of Board Members, the President/CEO, the Chief Auditor and the General Counsel be approved or pre-approved by the Executive Committee and presented to the Board for its information at its next regularly scheduled meeting.

On August 23, 2021, the Executive Committee pre-approved set dollar amounts for routine, in-town business expenses to be used during Fiscal Year 2021 for the President/CEO, General Counsel and Chief Auditor as authorized in Policy 3.30(3)(b)(i)(C).

The attached reports are being presented to comply with the requirements of Policy 3.30.

Fiscal Impact:

Funds for Business and Travel expenses are included in the FY 2022 Operating Budget.

Meeting Date: September 26, 2022

Authority Strategies/Focus Areas:

This item supports one or more of the following (*select at least one under each area*):

Strategies

- Community Strategy Customer Strategy Employee Strategy Financial Strategy Operations Strategy

Focus Areas

- Advance the Airport Development Plan Transform the Customer Journey Optimize Ongoing Business

Environmental Review:

- A. CEQA: This Board action is not a project that would have a significant effect on the environment as defined by the California Environmental Quality Act ("CEQA"), as amended. 14 Cal. Code Regs. §15378. This Board action is not a "project" subject to CEQA. Cal. Pub. Res. Code §21065.
- B. California Coastal Act Review: This Board action is not a "development" as defined by the California Coastal Act. Cal. Pub. Res. Code §30106.
- C. NEPA: This Board action is not a project that involves additional approvals or actions by the Federal Aviation Administration ("FAA") and, therefore, no formal review under the National Environmental Policy Act ("NEPA") is required.

Application of Inclusionary Policies:

Not applicable.

Prepared by:

Tony R. Russell
Director, Board Services/Authority Clerk

**OUT OF TOWN
TRAVEL
REQUEST**

Kim Becker

**SAN DIEGO COUNTY REGIONAL AIRPORT AUTHORITY
OUT-OF-TOWN TRAVEL REQUEST**

GENERAL INSTRUCTIONS:

- A. All out-of-town travel requests must conform to applicable provisions of [Policy 3.30](#).
- B. Once traveler completes form, submit to the traveler's Administrator for approval (for Board Members, President/CEO, General Counsel and Chief Auditor, Administrator is Board Executive Committee).

TRAVELER INFORMATION:

Traveler Name: Kimberly J. Becker Department: Executive, BU6
 Position: Board Member President/CEO General Counsel Chief Auditor
 All Other Authority Employees

DATE OF REQUEST: 08/22/2022 DATE OF DEPARTURE/RETURN: 01/07/2023 / 01/12/2023

DESTINATION / BUSINESS PURPOSE:

Destination: Maui, HI Business Purpose: AAAE – Aviation issues
Conference & Policy Review Council Meeting


PROJECTED OUT-OF-TOWN TRAVEL EXPENSES:

A. Transportation Costs:	
• Airfare <input checked="" type="checkbox"/> <i>check box for business class or equivalent (international only)</i>	\$ 500.00
• Rental Car	\$
• Other Transportation (Taxi, TNC, Train, Bus)	\$ 150.00
• Auto (Gas, Parking/Tolls, Mileage)	\$
B. Lodging	\$ 2,100.00
C. Meals and Incidental Expenses (<i>Per Diem</i>)	\$ 500.00
D. Seminar and Conference Fees	\$ 760.00
E. Entertainment	\$
TOTAL PROJECTED TRAVEL EXPENSES	\$ 4,010.00

CERTIFICATION BY TRAVELER

By my signature below, I certify the following:

- 1. The above-listed projected out-of-town travel expenses conform to Policy 3.30, are reasonable and directly related to Authority business; and
- 2. I have attended training regarding my responsibilities pursuant to Policy 3.30 within the past two years.

Travelers Signature:  Date: 8/22/22

CERTIFICATION BY ADMINISTRATOR (If Administrator is Executive Committee, Clerk certifies below.)

By my signature below, I certify the following:

- 1. I have reviewed this out-of-town travel request and made inquiries to determine that the out-of-town travel and identified expenses are directly related to and necessary for the advancement of the Authority's business and reasonable in comparison to the anticipated benefits to the Authority; and
- 2. I have attended training regarding my responsibilities pursuant to Policy 3.30 within the past two years.

Administrator's Signature: _____ Date: _____

AUTHORITY CLERK CERTIFICATION ON BEHALF OF EXECUTIVE COMMITTEE

I, _____, certify that this document was approved
 (Name of Clerk)
 by the Executive Committee at its _____ meeting.
 (Meeting Date)

Casey Diane

From: Erin O'Connor <Erin.OConnor@aaaee.org>
Sent: Wednesday, August 17, 2022 9:24 AM
Cc: Erin O'Connor; Jacky Sher Raker
Subject: 37th Annual Aviation Issues Conference Leadership Travel Information

Board of Directors, Policy Review Council, Chapter Officers, Committee Chairs, and Active Past Chairs

The [37th Annual Aviation Issues Conference](#) will take place January 8-12, 2023, in Maui, HI at the [Ritz Carlton Kapalua Hotel](#). To assist you in travel planning, we would like to provide the following leadership details -

Saturday, January 7

6:30 – 8 p.m. AAAE Leadership Reception with Sponsors & Government Officials

Sunday, January 8

8 a.m. – 12:30 p.m. AAAE Board of Directors and Policy Review Council Meeting

12:30 – 1:30 p.m. AAAE Board of Directors and Policy Review Council Lunch

OR

12:30 – 1:45 p.m. AAAE Chapter Officers Lunch with Chair Gale and First Vice Chair Miller

5:30 – 7 p.m. Welcome Reception

Tuesday, January 10

12:30 p.m. Golf Tournament

Wednesday, January 11

5 – 6:30 p.m. Closing Conference Reception

Sunday, January 8 - Thursday, January 12, 2023

37th Annual Aviation Issues Conference

The 37th Annual Aviation Issues Conference begins on Sunday, January 8 at 5:30 p.m. and concludes on Thursday, January 12 at 12 p.m.

AAAE will make your hotel reservation with the [Ritz Carlton Kapalua Hotel](#) at 1 Ritz Carlton Drive, Kapalua, Hawaii, 96791, phone 808.669.6200. AAAE has various group rate offerings (based on availability) including Deluxe Resort View Rooms at \$365 per night or Deluxe Ocean View Rooms at \$439 per night. The daily resort fee is \$10 per day. The group rates are available for arrival on Friday, January 6 through departure on Friday, January 13. All reservations must be accompanied by a two (2) night's room deposit. The guest room rates are quoted exclusive of any applicable taxes (which are currently 14.4167%), applicable service fees, and/or Hotel-specific fees in effect at the time of the event. All rates are based on single or double occupancy. For additional persons 19 or older, an additional charge per night is applied. There are a maximum four (4) adults or two (2) adults and two (2) children per room. Please consider your arrival date as well as your departure date and time as the Ritz Carlton will not guarantee late check outs and additional nights outside the group dates are not at the group rate.

Hotel reservation cancellation information: From November 1, 2022, to December 2, 2022, you will be charged one (1) night penalty for cancellation. From December 3 to seven (7) days prior to your arrival date you will be charged two (2) night's penalty for cancellation. If you cancel within seven (7) days prior to arrival, it is non-refundable.

[The Kahului Airport \(OGG\)](#) is located about 34 miles/60 minutes from the hotel. A taxi will cost approximately \$120 each way and are available at the airport. Uber and Lyft are also on the island, as well as rental car services. If you prefer to rent a car, rental car information will be available on the [website](#) in the coming weeks.

[United Airlines](#) has been selected as the official air carrier for this meeting. United Airlines is pleased to offer discounts of 2% to 10% off published fares. Save an additional 3% off by booking your own reservations at www.united.com. Choose your flight times and access your meeting discounts by inserting ZM3B242116 in the Offer Code box.

[Delta Air Lines](#) is also pleased to offer special discounts for American Association of Airport Executives. [Click here](#) to book your flights! You may also call Delta Meeting Network® at 1.800.328.1111 Monday–Friday, 7:00 a.m. – 7:30 p.m. (CT) and refer to Meeting Event Code NMV84. Please note there is not a service fee for reservations booked and ticketed via our reservation 800 number.

AAAE will reimburse your travel expenses (airfare, hotel room & tax and ground transportation) associated with traveling to Maui, HI. **AAAE will reimburse up to five (5) nights (Saturday, January 7 through Thursday, January 12) of your hotel stay.**

Please complete and submit the [2023 AAAE Hawaii Leadership Travel Form](#) by Wednesday, September 14, 2022. Once we receive your travel details, including your arrival and departure details, we can arrange your hotel accommodations. If you do not plan on attending, you do not need to fill out the form, please just send me an email letting me know.

Registration for the conference will open within the next week.

Please contact **Erin O'Connor** at 703.797.2520 or erin.oconnor@aaae.org or **Jacky Sher Raker** at 703.575.2472 or jacky.sher@aaae.org should you have any questions.

Thank you
Erin

Erin O'Connor
Senior Manager, Leadership and Events
e. erin.oconnor@aaae.org
p. 703.797.2520 | c. 914.263.6638

[American Association of Airport Executives](#)
The Barclay Building | 601 Madison Street | Alexandria, VA 22314

**MAXIMUM PER DIEM RATES
OUTSIDE THE CONTINENTAL
UNITED STATES**

COUNTRY/STATE: **H A W A I I**

PUBLICATION DATE (MM DD YY): **0 8 0 1 2 2**

NOTES

1. Use the **OTHER** rate if neither the **CITY, PLACE, ISLAND**, nor **MILITARY INSTALLATION** is listed.
2. For other allowances that are based on per diem rates (**e.g., TLE, TLA, TQSE, TQSA**), see the appropriate rules for those allowances regarding what per diem rate to use.
3. The standard **ONBASE INCIDENTAL RATE is \$3.50** OCONUS wide.
4. When **Government meals** are directed, the appropriate Government meal rate, as prescribed in [Appendix A](#), is applicable.
5. Per Diem Rate = Max Lodging + Meals (Local Meals, [Proportional](#), or [Government](#)) + Incidental Rate (Local or OnBase)

*** All rates are in US Dollars**

Locality	Seasons (Beg-End)	Maximum Lodging	Local Meals	Proportional Meals	Local Incidental	Footnote	Footnote Rate	Maximum Per Diem	Effective Date
CAMP H M SMITH	01/06-12/16	177	119	68	30			326	12/01/2021
CAMP H M SMITH	12/17-01/05	312	119	68	30			461	12/01/2021
CNI NAVMAG PEARL HARBOR-HICKAM	01/06-12/16	177	119	68	30			326	12/01/2021
CNI NAVMAG PEARL HARBOR-HICKAM	12/17-01/05	312	119	68	30			461	12/01/2021
FT. DERUSSEY	01/06-12/16	177	119	68	30			326	12/01/2021
FT. DERUSSEY	12/17-01/05	312	119	68	30			461	12/01/2021
FT. SHAFTER	01/06-12/16	177	119	68	30			326	12/01/2021
FT. SHAFTER	12/17-01/05	312	119	68	30			461	12/01/2021
HICKAM AFB	01/06-12/16	177	119	68	30			326	12/01/2021
HICKAM AFB	12/17-01/05	312	119	68	30			461	12/01/2021
HONOLULU	01/06-12/16	177	119	68	30			326	12/01/2021
HONOLULU	12/17-01/05	312	119	68	30			461	12/01/2021
ISLE OF HAWAII: HILO	01/01-12/31	199	96	56	24			319	01/01/2021
ISLE OF HAWAII: LOCATIONS OTHER THAN HILO	01/01-12/31	218	125	71	31			374	01/01/2021

ISLE OF KAUAI	01/01-12/31	325	113	65	28			466	01/01/2021
ISLE OF LANAI	01/01-12/31	218	107	62	27			352	01/01/2021
ISLE OF MAUI	01/01-12/31	304	120	68	30			454	01/01/2021
ISLE OF MOLOKAI	01/01-12/31	218	85	51	21			324	01/01/2021
ISLE OF OAHU	01/06-12/16	177	119	68	30			326	12/01/2021
ISLE OF OAHU	12/17-01/05	312	119	68	30			461	12/01/2021
JB PEARL HARBOR-HICKAM	01/06-12/16	177	119	68	30			326	12/01/2021
JB PEARL HARBOR-HICKAM	12/17-01/05	312	119	68	30			461	12/01/2021
KAPOLEI	01/06-12/16	177	119	68	30			326	12/01/2021
KAPOLEI	12/17-01/05	312	119	68	30			461	12/01/2021
KILAUEA MILITARY CAMP	01/01-12/31	199	96	56	24			319	01/01/2021
LIHUE	01/01-12/31	325	113	65	28			466	01/01/2021
MCB HAWAII	01/06-12/16	177	119	68	30			326	12/01/2021
MCB HAWAII	12/17-01/05	312	119	68	30			461	12/01/2021
NCTAMS PAC WAHIAWA HI	01/06-12/16	177	119	68	30			326	12/01/2021
NCTAMS PAC WAHIAWA HI	12/17-01/05	312	119	68	30			461	12/01/2021
NOSC PEARL HARBOR	01/06-12/16	177	119	68	30			326	12/01/2021
NOSC PEARL HARBOR	12/17-01/05	312	119	68	30			461	12/01/2021
PEARL HARBOR	01/06-12/16	177	119	68	30			326	12/01/2021
PEARL HARBOR	12/17-01/05	312	119	68	30			461	12/01/2021
PMRF BARKING SANDS	01/01-12/31	325	113	65	28			466	01/01/2021
SCHOFIELD BARRACKS	01/06-12/16	177	119	68	30			326	12/01/2021
SCHOFIELD BARRACKS	12/17-01/05	312	119	68	30			461	12/01/2021
TRIPLER ARMY MEDICAL CENTER	01/06-12/16	177	119	68	30			326	12/01/2021
TRIPLER ARMY MEDICAL CENTER	12/17-01/05	312	119	68	30			461	12/01/2021
WHEELER ARMY AIRFIELD	01/06-12/16	177	119	68	30			326	12/01/2021
WHEELER ARMY AIRFIELD	12/17-01/05	312	119	68	30			461	12/01/2021
[OTHER]	01/01-12/31	218	119	68	30			367	01/01/2021

\$147	22	37	59	29
\$148	22	37	59	30
\$149	22	37	60	30
\$150	23	37	60	30
\$151	23	38	60	30
\$152	23	38	61	30
\$153	23	38	61	31
\$154	23	39	61	31
\$155	23	39	62	31
\$156	23	39	63	31
\$157	24	39	63	31
\$158	24	40	63	31
\$159	24	40	64	31
\$160	24	40	64	32
\$161	24	40	65	32
\$162	24	41	65	32
\$163	24	41	65	33
\$164	25	41	65	33
\$165	25	41	66	33
\$166	25	42	66	33
\$167	25	42	67	33
\$168	25	42	67	34
\$169	25	42	68	34
\$170	26	42	68	34
\$171	26	43	68	34
\$172	26	43	69	34
\$173	26	43	69	35
\$174	26	44	69	35
\$175	26	44	70	35
\$176	26	44	71	35
\$177	27	44	71	35
\$178	27	45	71	35
\$179	27	45	72	35
\$180	27	45	72	36
\$181	27	45	73	36
\$182	27	46	73	36
\$183	27	46	73	37
\$184	28	46	73	37
\$185	28	46	74	37
\$186	28	47	74	37

**SAN DIEGO COUNTY REGIONAL AIRPORT AUTHORITY
OUT-OF-TOWN TRAVEL REQUEST**

GENERAL INSTRUCTIONS:

- A. All out-of-town travel requests must conform to applicable provisions of [Policy 3.30](#).
- B. Once traveler completes form, submit to the traveler's Administrator for approval (for Board Members, President/CEO, General Counsel and Chief Auditor, Administrator is Board Executive Committee).

TRAVELER INFORMATION:

Traveler Name: Kimberly J. Becker Department: Executive, BU6
 Position: Board Member President/CEO General Counsel Chief Auditor
 All Other Authority Employees

DATE OF REQUEST: 09/08/2022 DATE OF DEPARTURE/RETURN: 12/01/2022 / 12/02/2022

DESTINATION / BUSINESS PURPOSE:

Destination: Oakland, CA Business Purpose: CAC Board of Directors Meeting

PROJECTED OUT-OF-TOWN TRAVEL EXPENSES:

A. Transportation Costs:		
• Airfare <input type="checkbox"/> check box for business class or equivalent (international only)	\$	200.00
• Rental Car	\$	
• Other Transportation (Taxi, TNC, Train, Bus)	\$	100.00
• Auto (Gas, Parking/Tolls, Mileage)	\$	
B. Lodging	\$	300.00
C. Meals and Incidental Expenses (Per Diem)	\$	50.00
D. Seminar and Conference Fees	\$	
E. Entertainment	\$	
TOTAL PROJECTED TRAVEL EXPENSES	\$	650.00

CERTIFICATION BY TRAVELER

By my signature below, I certify the following:

1. The above-listed projected out-of-town travel expenses conform to Policy 3.30, are reasonable and directly related to Authority business; and
2. I have attended training regarding my responsibilities pursuant to Policy 3.30 within the past two years.

Travelers Signature: Kimberly J. Becker Date: Sep 8, 2022

CERTIFICATION BY ADMINISTRATOR (If Administrator is Executive Committee, Clerk certifies below.)

By my signature below, I certify the following:

1. I have reviewed this out-of-town travel request and made inquiries to determine that the out-of-town travel and identified expenses are directly related to and necessary for the advancement of the Authority's business and reasonable in comparison to the anticipated benefits to the Authority; and
2. I have attended training regarding my responsibilities pursuant to Policy 3.30 within the past two years.

Administrator's Signature: _____ Date: _____

AUTHORITY CLERK CERTIFICATION ON BEHALF OF EXECUTIVE COMMITTEE

I, _____, certify that this document was approved
 (Name of Clerk)
 by the Executive Committee at its _____ meeting,
 (Meeting Date)

Casey Diane

Subject: CAC Meeting Dec. 1-2 in Oakland

Good morning, CAC members:

The last CAC meeting this year is scheduled for December 1st and 2nd in Oakland at the [Kissel Uptown Oakland](#). Below is our schedule:

Thursday, December 1st

6 P.M. Dinner – location TBA

Friday, December 2nd

8:30 A.M. – Breakfast at the hotel

9 A.M. to 1 P.M. – Meeting at the hotel

I will send details about room reservations in the next few weeks.

Thank you, and please let us know if there are questions or concerns.

Lina

Lina M. Bernal
California Strategies & Advocacy, LLC
980 9th Street, Suite 2000
Sacramento, CA 95814
Mobile: 916.764.1993
lbernal@calstrat.com



FY 2022 Per Diem Rates for Oakland, California

Meals & Incidentals (M&IE) Breakdown

Primary Destination	County	M&IE Total	Continental Breakfast/Breakfast	Lunch	Dinner	Incidental Expenses	First & Last Day of Travel
Oakland	Alameda	\$74	\$17	\$18	\$34	\$5	\$55.50

Revised
09/23/2022

Board Members

Gil Cabrera (Chair)
Mary Casillas Salas (Vice Chair)
Catherine Blakespear
Paul McNamara
Paul Robinson
Johanna Schiavoni
James Sly
Nora E. Vargas
Marni von Wilpert

DRAFT

Board Meeting Agenda

Thursday, October 6, 2022
9:00 A.M.

San Diego International Airport
SDCRAA Administration Building
Third Floor – Board Room
3225 N. Harbor Drive
San Diego, California 92101

Ex-Officio Board Members

Col. Thomas M. Bedell
Gustavo Dallarda
Gayle Miller

President/CEO

Kimberly J. Becker

Live webcasts of Authority Board meetings can be accessed at
<http://www.san.org/Airport-Authority/Meetings-Agendas/Authority-Board>

This Agenda contains a brief general description of each item to be considered. The indication of a recommended action does not indicate what action (if any) may be taken. ***Please note that agenda items may be taken out of order.*** If comments are made to the Board without prior notice or are not listed on the Agenda, no specific answers or responses should be expected at this meeting pursuant to State law.

Staff Reports and documentation relating to each item of business on the Agenda are on file in Board Services and are available for public inspection.

NOTE: Pursuant to Authority Code Section 2.15, all Lobbyists shall register as an Authority Lobbyist with the Authority Clerk within ten (10) days of qualifying as a lobbyist. A qualifying lobbyist is any individual who receives \$100 or more in any calendar month to lobby any Board Member or employee of the Authority for the purpose of influencing any action of the Authority. To obtain Lobbyist Registration Statement Forms, contact the Board Services/Authority Clerk Department.

PLEASE COMPLETE A SPEAKER SLIP PRIOR TO THE COMMENCEMENT OF THE MEETING AND SUBMIT IT TO THE AUTHORITY CLERK. ***PLEASE REVIEW THE POLICY FOR PUBLIC PARTICIPATION IN BOARD AND BOARD COMMITTEE MEETINGS (PUBLIC COMMENT) LOCATED AT THE END OF THE AGENDA.***

The Authority has identified a local company to provide oral interpreter and translation services for public meetings. If you require oral interpreter or translation services, please telephone the Board Services /Authority Clerk Department with your request at (619) 400-2400 at least three (3) working days prior to the meeting.

Thursday, October 6, 2022

CALL TO ORDER:

PLEDGE OF ALLEGIANCE:

ROLL CALL:

PRESENTATIONS:

A. 2021-2022 Sustainability Report:

Presented by Michelle Brega, Senior Director, External Relations, and Brendan Reed, Director, Planning and Environmental Affairs

REPORTS FROM BOARD COMMITTEES, AD HOC COMMITTEES, AND CITIZEN COMMITTEES AND LIAISONS:

- **AUDIT COMMITTEE:**
Committee Members: Blakespear, Casillas Salas, Schiavoni, Sly, Vann (Chair), Newsom, Wong Nickerson
- **CAPITAL IMPROVEMENT PROGRAM OVERSIGHT COMMITTEE:**
Committee Members: McNamara, Schiavoni, von Wilpert (Chair)
- **EXECUTIVE PERSONNEL AND COMPENSATION COMMITTEE:**
Committee Members: Cabrera, McNamara, Robinson (Chair), Vargas
- **FINANCE COMMITTEE:**
Committee Members: McNamara, Schiavoni (Chair), Sly, von Wilpert

ADVISORY COMMITTEES

- **AUTHORITY ADVISORY COMMITTEE:**
Liaison: Casillas Salas (Primary), Robinson
- **ARTS ADVISORY COMMITTEE:**
Liaison: Schiavoni

LIAISONS

- **CALTRANS:**
Liaison: Dallarda
- **INTER-GOVERNMENTAL AFFAIRS:**
Liaison: Cabrera
- **MILITARY AFFAIRS:**
Liaison: Bedell
- **PORT:**
Liaisons: Cabrera (Primary), Robinson, Vargas

Thursday, October 6, 2022

- **WORLD TRADE CENTER:**
Representatives: Robert H. Gleason

BOARD REPRESENTATIVES (EXTERNAL)

- **SANDAG BOARD OF DIRECTORS:**
Representative: Cabrera (Primary), Robinson
- **SANDAG TRANSPORTATION COMMITTEE:**
Representatives: Schiavoni (Primary), Sly

CHAIR REPORT:

PRESIDENT/CEO REPORT:

NON-AGENDA PUBLIC COMMENT:

Non-Agenda Public Comment is reserved for members of the public wishing to address the Board on matters for which another opportunity to speak **is not provided on the Agenda**, and which is within the jurisdiction of the Board. Please submit a completed speaker slip to the Authority Clerk. ***Each individual speaker is limited to three (3) minutes. Applicants, groups and jurisdictions referring items to the Board for action are limited to five (5) minutes.***

Note: Persons wishing to speak on specific items should reserve their comments until the specific item is taken up by the Board.

CONSENT AGENDA (ITEMS 1-9):

The consent agenda contains items that are routine in nature and non-controversial. Some items may be referred by a standing Board Committee or approved as part of the budget process. The matters listed under 'Consent Agenda' may be approved by one motion. Any Board Member may remove an item for separate consideration. Items so removed will be heard before the scheduled New Business Items, unless otherwise directed by the Chair.

1. **APPROVAL OF MINUTES:**
RECOMMENDATION: Approve the minutes of the September 1, 2022, Board meeting.
2. **ACCEPTANCE OF BOARD AND COMMITTEE MEMBERS WRITTEN REPORTS ON THEIR ATTENDANCE AT APPROVED MEETINGS AND PRE-APPROVAL OF ATTENDANCE AT OTHER MEETINGS NOT COVERED BY THE CURRENT RESOLUTION:**
RECOMMENDATION: Accept the reports and pre-approve Board Member attendance at other meetings, trainings and events not covered by the current resolution.
(Board Services: Tony R. Russell, Director/Authority Clerk)

Thursday, October 6, 2022

3. **AWARDED CONTRACTS, APPROVED CHANGE ORDERS FROM AUGUST 8, 2022, THROUGH SEPTEMBER 11, 2022, AND REAL PROPERTY AGREEMENTS GRANTED AND ACCEPTED FROM AUGUST 8, 2022, THROUGH SEPTEMBER 11, 2022:**
RECOMMENDATION: Receive the Report.
(Procurement: Jana Vargas, Procurement Director)

4. **OCTOBER 2022 LEGISLATIVE REPORT:**
RECOMMENDATION: Adopt Resolution No. 2022-0086, approving the October 2022 Legislative Report.
(Government Relations: Matt Harris, Director)

5. **BIENNIAL REVIEW AND AMENDMENT OF AUTHORITY CODE SECTION 2.30 – CONFLICT OF INTEREST CODE:**
RECOMMENDATION: Adopt Resolution No. 2022-0087, amending Authority Code Section 2.30 – Conflict of Interest Code.
(Board Services: Tony R. Russell, Director/Authority Clerk)

CLAIMS

6. **REJECT CLAIM OF KAILASH BOLINA:**
RECOMMENDATION: Adopt Resolution No. 2022-0088, rejecting the claim of Kailash Bolina.
(Legal: Amy Gonzalez, General Counsel)

7. **REJECT CLAIM OF CINTHYA NORIEGA GARCIA:**
RECOMMENDATION: Adopt Resolution No. 2022-0089, rejecting the claim of Cinthya Noriega Garcia.
(Legal: Amy Gonzalez, General Counsel)

COMMITTEE RECOMMENDATIONS

8. **FISCAL YEAR 2022 ANNUAL REPORT FROM THE AUDIT COMMITTEE:**
RECOMMENDATION: The Audit Committee recommends that the Board accept the report.
(Audit: Lee Parravano, Chief Auditor)

CONTRACTS AND AGREEMENTS

Thursday, October 6, 2022

CONTRACTS AND AGREEMENTS AND/OR AMENDMENTS TO CONTRACTS AND AGREEMENTS EXCEEDING \$1 MILLION

9. WAIVE AUTHORITY POLICY 5.02(4)(b)(iii) AND AUTHORIZE THE PRESIDENT/CEO TO NEGOTIATE AND EXECUTE CHANGE ORDERS WITH GRIFFITH COMPANY, FOR ADDITIONAL FUNDING ASSOCIATED WITH THE SHUTTLE LOT RELOCATION PROJECT:

RECOMMENDATION: Adopt Resolution No. 2022-0090, waiving Authority Policy 5.02(4)(b)(iii), authorizing the President/CEO to negotiate and execute Change Orders with Griffith Company, for additional funding associated with the Shuttle Lot Relocation Project for a total change order amount not to exceed \$1,076,841 at the San Diego International Airport.

(Airport Design and Construction: Bob Bolton, Director)

PUBLIC HEARINGS:

OLD BUSINESS:

NEW BUSINESS:

10. RENEWAL OF THE HEALTH & WELFARE BENEFITS PROGRAM FOR 2023:

RECOMMENDATION: Adopt Resolution No. 2022-0091, approving the renewal of the Health and Welfare Benefits Program for 2023.

(Talent, Culture, and Capability: Monty Bell, Director)

CLOSED SESSION:

11. CONFERENCE WITH LEGAL COUNSEL – EXISTING LITIGATION:

(Paragraph (1) of subdivision (d) of Cal. Gov. Code §54956.9)

Name of Case: San Diego County Regional Airport Authority v. Aquatherm L.P., et al., San Diego Superior Court Case No. 37-2022-00037121-CU-BC-CTL

12. CONFERENCE WITH LEGAL COUNSEL – EXISTING LITIGATION:

(Paragraph (1) of subdivision (d) of Cal. Gov. Code §54956.9)

Name of Case: Future DB, International, Inc. v. San Diego County Regional Airport Authority, San Diego Superior Court Case No. 37-2018-00001531-CU-CR-CTL

13. CONFERENCE WITH LABOR NEGOTIATORS:

Cal. Gov. Code §54957.6

Agency designated representatives: Monty Bell, Scott Brickner, Angela Shafer-Payne, Rod Betts, Jeff Rasor, Lola Barnes, Lee Kaminetz

Employee organization: California Teamsters Local 911

DRAFT- Board Meeting Agenda

Thursday, October 6, 2022

REPORT ON CLOSED SESSION:

GENERAL COUNSEL REPORT:

BUSINESS AND TRAVEL EXPENSE REIMBURSEMENT REPORTS FOR BOARD MEMBERS, PRESIDENT/CEO, CHIEF AUDITOR AND GENERAL COUNSEL WHEN ATTENDING CONFERENCES, MEETINGS, AND TRAINING AT THE EXPENSE OF THE AUTHORITY:

BOARD COMMENT:

ADJOURNMENT:

Thursday, October 6, 2022

Policy for Public Participation in Board, Airport Land Use Commission (ALUC), and Committee Meetings (Public Comment)

- 1) Persons wishing to address the Board, ALUC, and Committees shall submit a speaker slip to the Clerk prior to the initiation of the portion of the agenda containing the item to be addressed (e.g., Public Comment and General Items). Failure to submit a speaker slip shall not preclude testimony, if permission to address the Board is granted by the Chair.
- 2) The Public Comment Section at the beginning of the agenda is reserved for persons wishing to address the Board, ALUC, and Committees on any matter for which another opportunity to speak is not provided on the Agenda, and on matters that are within the jurisdiction of the Board.
- 3) Persons wishing to speak on specific items listed on the agenda will be afforded an opportunity to speak during the presentation of individual items. Persons wishing to speak on specific items should reserve their comments until the specific item is taken up by the Board, ALUC and Committees.
- 4) If many persons have indicated a desire to address the Board, ALUC and Committees on the same issue, then the Chair may suggest that these persons consolidate their respective testimonies. Testimony by members of the public on any item shall be limited to **three (3) minutes per individual speaker and five (5) minutes for applicants, groups and referring jurisdictions.**
- 5) Pursuant to Authority Policy 1.33 (8), recognized groups must register with the Authority Clerk prior to the meeting.

After a public hearing or the public comment portion of the meeting has been closed, no person shall address the Board, ALUC, and Committees without first obtaining permission to do so.

Additional Meeting Information

NOTE: This information is available in alternative formats upon request. To request an Agenda in an alternative format, or to request a sign language or oral interpreter, or an Assistive Listening Device (ALD) for the meeting, please telephone the Authority Clerk's Office at (619) 400-2550 at least three (3) working days prior to the meeting to ensure availability.

For your convenience, the agenda is also available to you on our website at www.san.org.

For those planning to attend the Board meeting, parking is available in the public parking lot located directly to the East of the Administration Building across Winship Lane. Bring your ticket to the third-floor receptionist for validation.

You may also reach the SDCRAA Building by using public transit via the San Diego MTS System, Route 992. For route and fare information, please call the San Diego MTS at (619) 233-3004 or 511.

DRAFT

Airport Land Use Commission Agenda

Thursday, October 6, 2022

9:00 A.M. or immediately following the Board Meeting

San Diego International Airport
SDCRAA Administration Building
Third Floor – Board Room
3225 N. Harbor Drive
San Diego, California 92101

Board Members

Gil Cabrera (Chair)
Mary Casillas Salas (Vice Chair)
Catherine Blakespear
Paul McNamara
Paul Robinson
Johanna Schiavoni
James Sly
Nora E. Vargas
Marni von Wilpert

Ex-Officio Board Members

Col. Thomas M. Bedell
Gustavo Dallarda
Gayle Miller

President/CEO

Kimberly J. Becker

***Live webcasts of Authority Board meetings can be accessed at
<http://www.san.org/Airport-Authority/Meetings-Agendas/ALUC>***

Pursuant to California Public Utilities Code §§ 21670-21679.5, the Airport Land Use Commission ("Commission") is responsible for coordinating the airport planning of public agencies within San Diego County. The Commission has the legal responsibility to formulate airport land use compatibility plans ("ALUCPs") that will (a) provide for the orderly growth of each public airport and the areas surrounding the airport within the County and (b) safeguard the general welfare of the inhabitants within the vicinity of each airport and the public in general. Pursuant to §21670.3, the San Diego County Regional Airport Authority serves as the Commission.

This Agenda contains a brief general description of each item to be considered. The indication of a recommended action does not indicate what action (if any) may be taken. ***Please note that agenda items may be taken out of order.*** If comments are made to the Commission without prior notice or are not listed on the Agenda, no specific answers or responses should be expected at this meeting pursuant to State law.

Staff Reports and documentation relating to each item of business on the Agenda are on file in the Board Services/Authority Clerk Department and are available for public inspection.

NOTE: Pursuant to Authority Code Section 2.15, all Lobbyists shall register as an Authority Lobbyist with the Authority Clerk within ten (10) days of qualifying as a lobbyist. A qualifying lobbyist is any individual who receives \$100 or more in any calendar month to lobby any Commission Member or employee of the Authority for the purpose of influencing any action of the Authority. To obtain Lobbyist Registration Statement Forms, contact the Board Services/Authority Clerk Department.

PLEASE COMPLETE A SPEAKER SLIP PRIOR TO THE COMMENCEMENT OF THE MEETING AND SUBMIT IT TO THE AUTHORITY CLERK. ***PLEASE REVIEW THE POLICY FOR Public Participation in Board and Board Commission Meetings (Public Comment) LOCATED AT THE END OF THE AGENDA.***

Thursday, October 6, 2022

CALL TO ORDER:

PLEDGE OF ALLEGIANCE:

ROLL CALL:

NON-AGENDA PUBLIC COMMENT:

Non-Agenda Public Comment is reserved for members of the public wishing to address the Commission on matters for which another opportunity to speak **is not provided on the Agenda**, and which is within the jurisdiction of the Commission. Please submit a completed speaker slip to the Authority Clerk. ***Each individual speaker is limited to three (3) minutes. Applicants, groups and jurisdictions referring items to the Commission for action are limited to five (5) minutes.***

Note: Persons wishing to speak on specific items should reserve their comments until the specific item is taken up by the Commission

CONSENT AGENDA (ITEMS 1-2):

The consent agenda contains items that are routine in nature and non-controversial. Some items may be referred by a standing Board Committee or approved as part of the budget process. The matters listed under 'Consent Agenda' may be approved by one motion. Any Commission Member may remove an item for separate consideration. Items so removed will be heard before the scheduled New Business Items, unless otherwise directed by the Chair.

1. APPROVAL OF MINUTES:

RECOMMENDATION: Approve the minutes of the September 1, 2022, regular meeting.

CONSISTENCY DETERMINATIONS

2. REPORT REPORT OF DETERMINATIONS OF CONSISTENCY WITH AIRPORT LAND USE COMPATIBILITY PLANS: SAN DIEGO INTERNATIONAL AIRPORT, BROWN FIELD MUNICIPAL AIRPORT, GILLESPIE FIELD, MARINE CORP AIR STATION MIRAMAR, MONTGOMERY-GIBBS EXECUTIVE AIRPORT, NAVAL AIR STATION NORTH ISLAND, AND NAVAL OUTLYING LANDING FIELD IMPERIAL BEACH ALUCPS; AMENDMENT TO THE MUNICIPAL CODE FOR OCCUPANCY TIME RESTRICTION ON BONUS ACCESSORY DWELLING UNITS, CITY OF SAN DIEGO; GILLESPIE FIELD ALUCP; SHADOW HILL ROAD, CITY OF SANTEE; MARINE CORP AIR STATION MIRAMAR ALUCP; MIRA MESA COMMUNITY PLAN UPDATE, CITY OF SAN DIEGO; OCEANSIDE MUNICIPAL AIRPORT ALUCP; 555 AIRPORT ROAD, CITY OF OCEANSIDE:

RECOMMENDATION: Receive the Report.

(Planning & Environmental Affairs: Ralph Redman, Manager, Airport Planning)

DRAFT- Airport Land Use Commission Agenda

Thursday, October 6, 2022

Page 3 of 4

PUBLIC HEARINGS:

OLD BUSINESS:

NEW BUSINESS:

COMMISSION COMMENT:

ADJOURNMENT:

Thursday, October 6, 2022

Policy for Public Participation in Board, Airport Land Use Commission (ALUC), and Committee Meetings (Public Comment)

- 1) Persons wishing to address the Board, ALUC, and Committees shall submit a speaker slip prior to the initiation of the portion of the agenda containing the item to be addressed (e.g., Public Comment and General Items). Failure to submit a speaker slip shall not preclude testimony, if permission to address the Board is granted by the Chair.
- 2) The Public Comment Section at the beginning of the agenda is reserved for persons wishing to address the Board, ALUC, and Committees on any matter for which another opportunity to speak is not provided on the Agenda, and on matters that are within the jurisdiction of the Board.
- 3) Persons wishing to speak on specific items listed on the agenda will be afforded an opportunity to speak during the presentation of individual items. Persons wishing to speak on specific items should reserve their comments until the specific item is taken up by the Board, ALUC and Committees.
- 4) If many persons have indicated a desire to address the Board, ALUC and Committees on the same issue, then the Chair may suggest that these persons consolidate their respective testimonies. Testimony by members of the public on any item shall be limited to **three (3) minutes per individual speaker and five (5) minutes for applicants, groups and referring jurisdictions.**
- 5) Pursuant to Authority Policy 1.33 (8), recognized groups must register with the Authority Clerk prior to the meeting.

After a public hearing or the public comment portion of the meeting has been closed, no person shall address the Board, ALUC, and Committees without first obtaining permission to do so.

Additional Meeting Information

Note: This information is available in alternative formats upon request. To request an Agenda in an alternative format, or to request a sign language or oral interpreter, or an Assistive Listening Device (ALD) for the meeting, please telephone the Authority Clerk's Office at (619) 400-2550 at least three (3) working days prior to the meeting to ensure availability.

For your convenience, the agenda is also available to you on our website at www.san.org.

For those planning to attend the Commission meeting, parking is available in the public parking lot located directly to the East of the Administration Building across Winship Lane. Bring your ticket to the third-floor receptionist for validation.

You may also reach the SDCRAA Building by using public transit via the San Diego MTS System, Route 992. For route and fare information, please call the San Diego MTS at (619) 233-3004 or 511.