

Revised 9/23/2021

Special Board and Executive-Finance Committee Meeting Agenda

**Monday, September 27, 2021
9:00 A.M.**

San Diego International Airport
SDCRAA Administration Building
3225 N. Harbor Drive
San Diego, California 92101

Board Members

Gil Cabrera (Chair)
Paul Robinson (Vice Chair)
Catherine Blakespear
Mary Casillas Salas
Robert T. Lloyd
Paul McNamara
Johanna Schiavoni
Nora E. Vargas
Marni von Wilpert

Ex-Officio Board Members

Col. Thomas M. Bedell
Gustavo Dallarda
Gayle Miller

President/CEO

Kimberly J. Becker

This meeting of the Board and Executive-Finance Committee of the San Diego County Regional Airport Authority will be conducted pursuant to the provisions of California Executive Order N-08-21 which suspends certain requirements of the Ralph M. Brown Act. During the current State of Emergency and in the interest of public health, all Board members will be participating in the meeting electronically. In accordance with the Executive Order, there will be no members of the public in attendance at the Board Meeting. We are providing alternatives to in-person attendance for viewing and participating in the meeting. In lieu of in-person attendance, members of the public may submit their comments in the following manner.

Comment on Non-Agenda Items

Public comments on non-agenda items must be submitted to the Authority Clerk at clerk@san.org no later than 4:00 p.m. the day prior to the posted meeting in order to be eligible to be read into the record. The Authority Clerk will read the first 30 comments received by 4:00 p.m. the day prior to the meeting into the record; each of these comments will be read for up to three minutes or for the time determined by the Chair. The maximum number of comments to be read into the record on a single issue will be 16. All other comments submitted, including those received after 4:00 p.m. the day prior and before 8:00 a.m. the day of the meeting, will be provided to the Authority Board and submitted into the written record for the meeting.

Comment on Agenda Items

Public comment on agenda items may be submitted to the Authority clerk at clerk@san.org. Comments received no later than 8:00 a.m. on the day of the meeting will be distributed to the Board and included in the record.

If you'd like to speak to the Board live during the meeting, please follow these steps to request to speak:

Monday, September 27, 2021

- **Step 1:** Fill out the online [Request to Speak Form](#) to speak during the meeting via teleconference. The form must be submitted by 4 p.m. the day before the meeting or by 4:00 p.m. the Friday before a Monday meeting. After completing the form, you'll get instructions on how to call in to the meeting.
- **Step 2:** Watch the meeting via the Webcast located at the following link, <https://www.san.org/Airport-Authority/Meetings-Agendas/Executive-Finance?EntryId=13962>
- **Step 3:** When the Board begins to discuss the agenda item you want to comment on, call in to the conference line, you will be placed in a waiting area. ***Please do not call until the item you want to comment on is being discussed.***
- **Step 4:** When it is time for public comments on the item you want to comment on, Authority Clerk staff will invite you into the meeting and unmute your phone. Staff will then ask you to state your name and begin your comments.

How to Watch the Meeting

You may also view the meeting online at the following link: <https://www.san.org/Airport-Authority/Meetings-Agendas/Executive-Finance?EntryId=13962>

Requests for Accessibility Modifications or Accommodations

As required by the Americans with Disabilities Act (ADA), requests for agenda information to be made available in alternative formats, and any requests for disability-related modifications or accommodations required to facilitate meeting participation, including requests for alternatives to observing meetings and offering public comment as noted above, may be made by contacting the Authority Clerk at (619) 400-2550 or clerk@san.org. The Authority is committed to resolving accessibility requests swiftly in order to maximize accessibility.

This Agenda contains a brief general description of each item to be considered. The indication of a recommended action does not indicate what action (if any) may be taken. ***Please note that agenda items may be taken out of order.*** If comments are made to the Board without prior notice or are not listed on the Agenda, no specific answers or responses should be expected at this meeting pursuant to State law.

Staff Reports and documentation relating to each item of business on the Agenda are on file in Board Services and are available for public inspection.

Note: Pursuant to Authority Code Section 2.15, all Lobbyists shall register as an Authority Lobbyist with the Authority Clerk within ten (10) days of qualifying as a lobbyist. A qualifying lobbyist is any individual who receives \$100 or more in any calendar month to lobby any Board Member or employee of the Authority for the purpose of influencing any action of the Authority. To obtain Lobbyist Registration Statement Forms, contact the Board Services/Authority Clerk Department.

Monday, September 27, 2021

CALL TO ORDER:

ROLL CALL:

Board

Board Members: Bedell (Ex-Officio), Blakespear, Cabrera (Chair), Casillas Salas, Dallarda (Ex-Officio), Lloyd, McNamara, Miller (Ex-Officio), Robinson, Schiavoni, Vargas, von Wilpert

Executive Committee

Committee Members: Cabrera (Chair), Lloyd, Robinson,

Finance Committee

Committee Members: Casillas Salas, Lloyd (Chair), Schiavoni, von Wilpert

NON-AGENDA PUBLIC COMMENT:

Non-Agenda Public Comment is reserved for members of the public wishing to address the Committee on matters for which another opportunity to speak **is not provided on the Agenda**, and which is within the jurisdiction of the Board. Please submit a completed speaker slip to the Authority Clerk. ***Each individual speaker is limited to three (3) minutes. Applicants, groups and jurisdictions referring items to the Board for action are limited to five (5) minutes.***

Note: Persons wishing to speak on specific items should reserve their comments until the specific item is taken up by the Committee.

NEW BUSINESS:

1. APPROVAL OF MINUTES:

RECOMMENDATION: Approve the minutes of the August 23, 2021 regular meeting.

FINANCE COMMITTEE NEW BUSINESS:

2. REVIEW OF THE UNAUDITED FINANCIAL STATEMENTS FOR THE TWO MONTHS ENDED AUGUST 31, 2021:

Presented by: Elizabeth Stewart, Intermin Director, Accounting

3. REVIEW OF THE AUTHORITY'S INVESTMENT REPORT AS OF AUGUST 31, 2021:

Presented by: Geoff Bryant, Manager, Airport Finance

Monday, September 27, 2021

4. UPDATE ON REVOLVER DRAWS AND OUTSTANDING BALANCE:

Presented by: Geoff Bryant, Manager, Airport Finance

EXECUTIVE COMMITTEE NEW BUSINESS:

5. PRE-APPROVAL OF TRAVEL REQUESTS AND APPROVAL OF BUSINESS AND TRAVEL EXPENSE REIMBURSEMENT REQUESTS FOR BOARD MEMBERS, THE PRESIDENT/CEO, THE CHIEF AUDITOR AND GENERAL COUNSEL:

RECOMMENDATION: Pre-approve travel requests and approve business and travel expense reimbursement requests.

Presented by: Tony R. Russell, Director, Board Services/Authority Clerk

REVIEW OF FUTURE AGENDAS:

6. REVIEW OF THE DRAFT AGENDA FOR THE OCTOBER 7, 2021 BOARD MEETING:

Presented by: Kimberly J. Becker, President/CEO

7. REVIEW OF THE DRAFT AGENDA FOR THE OCTOBER 7, 2021 AIRPORT LAND USE COMMISSION MEETING:

Presented by: Kimberly J. Becker, President/CEO

BOARD CLOSED SESSION:

8. CONFERENCE WITH REAL PROPERTY NEGOTIATORS:

(Government Code §54956.8)

Property: 2554-2610 California Street, San Diego CA 92101

Agency negotiator: Hampton Brown, Jim DeCock, Lee Kaminetz

Negotiating parties: Doug Hamm, Ryan King

Under negotiation: Price and terms of payment

REPORT ON CLOSED SESSION:

COMMITTEE MEMBER COMMENTS:

ADJOURNMENT:

Monday, September 27, 2021

Policy for Public Participation in Board, Airport Land Use Commission (ALUC), and Committee Meetings (Public Comment)

- 1) Persons wishing to address the Board, ALUC, and Committees shall submit an email to the Clerk at clerk@san.org prior to the initiation of the portion of the agenda containing the item to be addressed (e.g., Public Comment and General Items). Failure to submit an email shall not preclude testimony, if permission to address the Board is granted by the Chair.
- 2) The Public Comment Section at the beginning of the agenda is reserved for persons wishing to address the Board, ALUC, and Committees on any matter for which another opportunity to speak is not provided on the Agenda, and on matters that are within the jurisdiction of the Board.
- 3) Persons wishing to speak on specific items listed on the agenda will be afforded an opportunity to speak during the presentation of individual items. Persons wishing to speak on specific items should reserve their comments until the specific item is taken up by the Board, ALUC and Committees.
- 4) If many persons have indicated a desire to address the Board, ALUC and Committees on the same issue, then the Chair may suggest that these persons consolidate their respective testimonies. Testimony by members of the public on any item shall be limited to **three (3) minutes per individual speaker and five (5) minutes for applicants, groups and referring jurisdictions.**
- 5) Pursuant to Authority Policy 1.33 (8), recognized groups must register with the Authority Clerk prior to the meeting.

After a public hearing or the public comment portion of the meeting has been closed, no person shall address the Board, ALUC, and Committees without first obtaining permission to do so.

Additional Meeting Information

NOTE: This information is available in alternative formats upon request. To request an Agenda in an alternative format, or to request a sign language or oral interpreter, or an Assistive Listening Device (ALD) for the meeting, please telephone the Authority Clerk's Office at (619) 400-2550 at least three (3) working days prior to the meeting to ensure availability.

For your convenience, the agenda is also available to you on our website at www.san.org.

For those planning to attend the Board meeting, parking is available in the public parking lot located directly in front of the Administration Building. Bring your ticket to the third-floor receptionist for validation.

You may also reach the SDCRAA Building by using public transit via the San Diego MTS System, Route 992. For route and fare information, please call the San Diego MTS at (619) 233-3004 or 511.

NEW BUSINESS:

1. APPROVAL OF MINUTES:

RECOMMENDATION: Approve the minutes of the June 21, 2021 regular meeting.

ACTION: Moved by Board Member Robinson and seconded by Board Member Lloyd to approve staff's recommendation. Motion carried unanimously.

FINANCE COMMITTEE NEW BUSINESS:

2. REVIEW OF THE UNAUDITED FINANCIAL STATEMENTS FOR THE FISCAL YEAR ENDED JUNE 30, 2021:

Scott Brickner, Vice President/CFO, provided a presentation on the Review of the Unaudited Financial Statements for the Fiscal Year Ended June 30, 2021 that included Enplanements, Gross Landing Weight Units, Operating Revenues, Operating Expenses, Net Operating Income Summary, Nonoperating Revenues & Expenses and Statements of Net Position.

ACTION: Moved by Board Member Cabrera and seconded by Board Member von Wilpert to approve staff's recommendation. Motion carried unanimously.

3. REVIEW OF THE AUTHORITY'S INVESTMENT REPORT AS OF JULY 31, 2021:

Geoff Bryant, Manager, Airport Finance, provided a presentation on the Investment Report as of July 31, 2001 that included Portfolio Characteristics, Sector Distribution, Quality and Maturity Distribution, Investment Performance and Bond Proceeds.

ACTION: Moved by Board Member Casillas Salas and seconded by Board Member Cabrera to approve staff's recommendation. Motion carried unanimously.

4. SELECTION OF DEBT UNDERWRITERS FOR THE CAPITAL PROGRAM:

John Dillon, Director, Finance and Risk Management, provided an overview of the Selection of Debt Underwriters for the Capital Program that included Underwriting Pool, Underwriter Responsibilities, Goals of Selection Process, Selection Criteria, and Results.

RECOMMENDATION: Forward to the Board with a recommendation for the approval of the selection of the debt underwriters for the capital program.

ACTION: Moved by Board Member Cabrera and seconded by Board Member von Wilpert to approve staff's recommendation. Motion carried unanimously.

5. UPDATE ON REVOLVER DRAWS AND OUTSTANDING BALANCE:

Geoff Bryant, Manager, Airport Finance, provided an update on the Revolver Draws and Outstanding Balance that included Bank of America Revolving Credit Facility, and Revolving Credit Facility Balances.

EXECUTIVE COMMITTEE NEW BUSINESS:

6. PRE-APPROVAL OF TRAVEL REQUESTS AND APPROVAL OF BUSINESS AND TRAVEL EXPENSE REIMBURSEMENT REQUESTS FOR BOARD MEMBERS, THE PRESIDENT/CEO, THE CHIEF AUDITOR AND GENERAL COUNSEL:

RECOMMENDATION: Pre-approve travel requests and approve business and travel expense reimbursement requests.

Amy Gonzalez, General Counsel confirmed that the departure date of her travel request should be November 5 with a return date of November 7.

ACTION: Moved by Board Member Robinson and seconded by Board Member Lloyd to approve staff's recommendation as amended clarifying the dates for Amy Gonzalez's travel request. Motion carried unanimously.

7. PRE-APPROVAL OF SET DOLLAR AMOUNTS FOR IN-TOWN BUSINESS EXPENSES OF THE PRESIDENT/CEO, GENERAL COUNSEL AND CHIEF AUDITOR FOR FISCAL YEAR 2022:

RECOMMENDATION: Pre-approve the following set dollar amounts for routine, in-town business expenses to be used during Fiscal Year 2022: \$2,000 for the President/CEO; \$1,000 for the General Counsel; and \$1,000 for the Chief Auditor.

ACTION: Moved by Board Member Robinson and seconded by Board Member Lloyd to approve staff's recommendation. Motion carried unanimously.

REVIEW OF FUTURE AGENDAS:

8. REVIEW OF THE DRAFT AGENDA FOR THE SEPTEMBER 2, 2021 BOARD MEETING:

Kimberly J. Becker, President/CEO, provided an overview of the September 2, 2021 draft Board meeting agenda. She announced that item 24 - Grant a Ten-Year Concession Lease to Airport Dimensions to Design, Build and Operate a Common Use Lounge Within Terminal 2 would be pulled and moved to the October Board Meeting.

9. REVIEW OF THE DRAFT AGENDA FOR THE SEPTEMBER 2, 2021 AIRPORT LAND USE COMMISSION MEETING:

Kimberly J. Becker, President/CEO, provided an overview of the September 2, 2021 draft Airport Land Use Commission meeting agenda.

COMMITTEE MEMBER COMMENTS: Chair Cabrera thanked Board Member Schiavoni for her time as the Chair of the Board and Executive Committee.

ADJOURNMENT: The meeting adjourned at 10:12 a.m.

APPROVED BY A MOTION OF THE SAN DIEGO COUNTY REGIONAL AIRPORT AUTHORITY EXECUTIVE COMMITTEE THIS 27TH DAY OF SEPTEMBER, 2021.

ATTEST:

TONY R. RUSSELL
DIRECTOR, BOARD SERVICES/
AUTHORITY CLERK

APPROVED AS TO FORM:

AMY GONZALEZ
GENERAL COUNSEL

SAN DIEGO COUNTY REGIONAL AIRPORT AUTHORITY
Statements of Net Position
as of August 31, 2021
(Unaudited)

ASSETS

	August	
	2021	2020
Current assets:		
Cash and investments ⁽¹⁾	\$ 186,710,045	\$ 117,092,365
Tenant lease receivable, net of allowance of 2021: (62,278) and 2020: (\$605,135)	20,872,386	24,178,283
Grants receivable	4,378,297	12,737,005
Notes receivable-current portion	2,243,644	2,123,843
Prepaid expenses and other current assets	7,774,022	9,719,765
Total current assets	221,978,394	165,851,261
Cash designated for capital projects and other ⁽¹⁾	44,289,359	60,659,461
Restricted assets:		
Cash and investments:		
Bonds reserve ⁽¹⁾	62,380,014	63,145,006
Passenger facility charges and interest unapplied ⁽¹⁾	49,448,108	50,593,054
Customer facility charges and interest unapplied ⁽¹⁾	26,720,759	41,693,692
SBD Bond Guarantee ⁽¹⁾	2,222,300	4,000,000
Bond proceeds held by trustee ⁽¹⁾	450,986,351	393,648,188
Passenger facility charges receivable	5,273,642	1,702,563
Customer facility charges receivable	2,569,445	1,501,597
Customer facility charges held by trustee	4,484	56,016
OCIP insurance reserve	5,075,108	5,519,913
Total restricted assets	604,680,211	561,860,029
Noncurrent assets:		
Capital assets:		
Land and land improvements	185,938,345	136,757,115
Runways, roads and parking lots	719,974,821	708,999,286
Buildings and structures	1,872,226,869	1,733,867,143
Machinery and equipment	62,270,136	65,312,541
Vehicles	24,502,314	25,724,857
Office furniture and equipment	36,490,633	44,788,797
Works of art	13,980,641	13,980,641
Construction-in-progress	273,280,680	309,444,789
	3,188,664,439	3,038,875,169
Less accumulated depreciation	(1,356,333,052)	(1,250,248,695)
Total capital assets, net	1,832,331,387	1,788,626,474
Other assets:		
Notes receivable - long-term portion	23,935,993	26,868,025
Investments-long-term portion ⁽¹⁾	144,343,387	229,427,545
Net OPEB Asset	1,649,215	2,136,494
Security deposit	1,168,882	404,985
Total other assets	171,097,477	258,837,049
Deferred outflows of resources:		
Deferred pension outflows	35,898,005	25,837,380
Deferred OPEB outflows	1,783,394	1,108,051
Deferred POB outflows	910,840	535,327
Total assets and deferred outflows of resources	\$ 2,912,969,067	\$ 2,863,315,032

⁽¹⁾ Total cash and investments, \$967,100,323 for 2021 and \$960,259,311 for 2020

SAN DIEGO COUNTY REGIONAL AIRPORT AUTHORITY
Statements of Net Position
as of August 31, 2021
(Unaudited)

LIABILITIES AND NET POSITION

	August	
	2021	2020
Current liabilities:		
Accounts payable and accrued liabilities	\$ 65,346,825	\$ 61,890,805
Deposits and other current liabilities	6,774,645	24,609,118
Total current liabilities	72,121,470	86,499,923
Current liabilities - payable from restricted assets:		
Current portion of long-term debt	39,125,000	36,520,000
Accrued interest on bonds and variable debt	13,429,810	7,881,713
Total liabilities payable from restricted assets	52,554,810	44,401,713
Long-term liabilities:		
Other long-term liabilities	14,944,905	9,853,358
Long term debt - bonds net of amortized premium	1,757,446,481	1,816,640,070
Net pension liability	34,018,795	15,961,502
Total long-term liabilities	1,886,510,181	1,842,454,930
Total liabilities	2,011,186,461	1,973,356,566
Deferred inflows of resources:		
Deferred pension inflows	2,065,506	6,190,685
Deferred OPEB inflows	890,974	1,400,369
Deferred POB inflows	200,876	218,627
Deferred Inflows Bond Refunding	3,834,215	4,037,801
Total liabilities and deferred inflows of resources	\$ 2,018,178,032	\$ 1,985,204,048
Net Position:		
Invested in capital assets, net of related debt	316,626,853	322,788,532
Other restricted	158,763,615	168,155,825
Unrestricted:		
Designated	72,216,481	38,673,425
Undesignated	347,184,086	348,493,202
Total Net Position	\$ 894,791,035	\$ 878,110,984

SAN DIEGO COUNTY REGIONAL AIRPORT AUTHORITY
Statements of Revenues, Expenses, and Changes in Net Position
For the Month Ended August 31 2021
(Unaudited)

	Budget	Actual	Variance Favorable (Unfavorable)	% Change	Prior Year
Operating revenues:					
Aviation revenue:					
Landing fees	\$ 2,808,494	\$ 3,516,881	\$ 708,387	25%	\$ 2,265,883
Aircraft parking Fees	1,444,300	979,842	(464,458)	(32)%	922,151
Building rentals	7,755,010	10,898,758	3,143,748	41%	5,809,653
CUPPS Support Charges	682,151	1,142,571	460,420	67%	459,665
Other aviation revenue	(90,471)	(5,201)	85,270	94%	12,397
Terminal rent non-airline	216,261	228,018	11,757	5%	209,165
Terminal concessions	1,113,724	2,569,686	1,455,962	131%	1,481,134
Terminal Concessions-Revenue Waived	-	(592,252)	(592,252)	-	(827,047)
Rental car license fees	1,678,213	3,808,215	2,130,002	127%	213,664
Rental car center cost recovery	79,140	158,279	79,139	100%	160,368
Rental Car-Revenue Waived	-	-	-	-	575,989
License fees other	323,900	420,805	96,905	30%	282,770
Parking revenue	2,041,987	3,780,145	1,738,158	85%	1,166,434
Ground transportation permits and citations	511,770	887,657	375,887	73%	381,096
Ground rentals	1,863,958	1,889,469	25,511	1%	1,360,439
Grant reimbursements	31,844	37,920	6,076	19%	24,800
Other operating revenue	87,549	124,387	36,838	42%	102,458
Total operating revenues	20,547,830	29,845,180	9,297,350	45%	14,601,019
Operating expenses:					
Salaries and benefits	3,905,413	3,697,435	207,978	5%	3,878,480
Contractual services	2,638,763	2,072,630	566,133	21%	2,114,255
Safety and security	2,922,507	2,859,869	62,638	2%	2,711,106
Space rental	886,659	887,068	(409)	-	850,448
Utilities	1,378,053	1,297,029	81,024	6%	1,064,489
Maintenance	840,923	712,274	128,649	15%	697,047
Equipment and systems	20,636	33,936	(13,300)	(64)%	(224)
Materials and supplies	35,896	27,269	8,627	24%	31,190
Insurance	137,158	132,746	4,412	3%	114,305
Employee development and support	44,379	38,990	5,389	12%	26,241
Business development	156,451	119,888	36,563	23%	25,412
Equipment rentals and repairs	495,850	263,563	232,287	47%	283,652
Total operating expenses	13,462,688	12,142,697	1,319,991	10%	11,796,401
Depreciation	11,178,005	11,178,005	-	-	10,725,577
Operating income (loss)	(4,092,863)	6,524,478	10,617,341	259%	(7,920,959)
Nonoperating revenue (expenses):					
Passenger facility charges	1,941,943	3,844,959	1,903,016	98%	1,194,523
Customer facility charges (Rental Car Center)	1,846,684	2,649,722	803,038	43%	1,058,104
Federal Relief Grants	-	-	-	-	7,410,972
Quieter Home Program	(145,614)	(196,402)	(50,788)	(35)%	(219,527)
Interest income	992,644	889,710	(102,934)	(10)%	1,547,914
Interest expense	(6,767,781)	(6,732,775)	35,006	1%	(6,850,331)
Bond amortization costs	1,151,742	1,151,742	-	-	1,647,777
Other nonoperating income (expenses)	-	(469,465)	(469,465)	-	(1,178,518)
Nonoperating revenue, net	(980,382)	1,137,491	2,117,873	216%	4,610,914
Change in net position before capital grant contributions	(5,073,245)	7,661,969	12,735,214	251%	(3,310,045)
Capital grant contributions	5,701	177,708	172,007	-	1,103,977
Change in net position	\$ (5,067,544)	\$ 7,839,677	\$ 12,907,221	255%	\$ (2,206,068)

SAN DIEGO COUNTY REGIONAL AIRPORT AUTHORITY
Statements of Revenues, Expenses, and Changes in Net Position
For the Two Months Ended August 31, 2021 and 2020
(Unaudited)

	Budget	Actual	Variance Favorable (Unfavorable)	% Change	Prior Year
Operating revenues:					
Aviation revenue:					
Landing fees	\$ 5,706,002	\$ 7,057,668	\$ 1,351,666	24%	\$ 4,421,129
Aircraft parking fees	3,581,657	3,117,200	(464,457)	(13)%	1,574,487
Building rentals	15,466,604	21,630,350	6,163,746	40%	11,247,078
CUPPS Support Charges	1,352,336	2,239,693	887,357	66%	821,662
Other aviation revenue	(196,317)	(21,913)	174,404	89%	19,772
Terminal rent non-airline	445,592	455,646	10,054	2%	431,335
Terminal concessions	2,220,022	4,966,834	2,746,812	124%	3,973,611
Terminal Concessions-Revenue Waived	-	(1,162,512)	(1,162,512)	-	(2,718,405)
Rental car license fees	3,201,476	6,834,520	3,633,044	113%	3,131,389
Rental car center cost recovery	158,279	316,558	158,279	100%	320,736
Rental Car-Revnuue Waived	-	-	-	-	(1,746,619)
License fees other	631,499	843,214	211,715	34%	518,646
Parking revenue	4,288,520	7,650,664	3,362,144	78%	2,643,279
Ground transportation permits and citations	1,000,310	1,744,331	744,021	74%	764,079
Ground rentals	3,727,915	3,789,265	61,350	2%	2,686,693
Grant reimbursements	63,688	62,720	(968)	(2)%	49,600
Other operating revenue	174,241	296,646	122,405	70%	175,939
Total operating revenues	41,821,824	59,820,884	17,999,060	43%	28,314,411
Operating expenses:					
Salaries and benefits	8,114,532	7,467,064	647,468	8%	8,047,877
Contractual services	5,035,883	4,266,688	769,195	15%	3,787,345
Safety and security	5,768,254	5,625,409	142,845	2%	5,581,275
Space rental	1,775,718	1,773,292	2,426	-	1,703,297
Utilities	2,731,351	2,591,108	140,243	5%	1,938,219
Maintenance	1,556,852	1,421,586	135,266	9%	1,312,714
Equipment and systems	24,177	32,193	(8,016)	(33)%	4,379
Materials and supplies	71,332	40,062	31,270	44%	51,420
Insurance	441,135	411,960	29,175	7%	351,104
Employee development and support	84,895	61,354	23,541	28%	44,926
Business development	241,007	136,542	104,465	43%	52,462
Equipment rentals and repairs	928,878	666,116	262,762	28%	579,929
Total operating expenses	26,774,014	24,493,374	2,280,640	9%	23,454,947
Depreciation	22,402,747	22,402,747	-	-	21,456,343
Operating income (loss)	(7,354,937)	12,924,763	20,279,700	276%	(16,596,879)
Nonoperating revenue (expenses):					
Passenger facility charges	3,455,566	6,378,386	2,922,820	85%	2,059,804
Customer facility charges (Rental Car Center)	3,428,209	5,301,670	1,873,461	55%	1,981,140
Federal Relief Grants	-	-	-	-	14,146,643
Quieter Home Program	(251,631)	(225,009)	26,622	11%	(339,777)
Interest income	2,010,828	1,780,577	(230,251)	(11)%	2,966,306
BAB interest rebate	-	-	-	-	-
Interest expense	(13,545,489)	(13,451,784)	93,705	1%	(13,705,243)
Bond amortization costs	2,306,402	2,306,402	-	-	2,378,399
Other nonoperating income (expenses)	-	(637,010)	(637,010)	-	(1,170,663)
Nonoperating revenue, net	(2,596,115)	1,453,232	4,049,347	156%	8,316,609
Change in net position before capital	(9,951,052)	14,377,995	24,329,047	244%	(8,280,270)
Capital grant contributions	12,013	1,391,652	1,379,639	-	1,325,585
Change in net position	\$ (9,939,039)	15,769,647	\$ 25,708,686	259%	\$ (6,954,685)



San Diego County Regional Airport Authority
Authority Detail Income Statement - Supplemental Schedule
For the two months ended August 31, 2021
(Unaudited)

Print Date: 9/9/2021
 Print Time: 3:37:22PM
 Report ID: GL0012

	Month to Date					Year to Date				
	Budget	Actual	Variance Favorable (Unfavorable)	Variance Percent	Prior Year Actual	Budget	Actual	Variance Favorable (Unfavorable)	Variance Percent	Prior Year Actual
Landing Fees										
41112 - Landing Fees	\$2,833,250	\$3,535,785	\$702,535	25	\$2,273,021	\$5,755,514	\$7,096,008	\$1,340,494	23	\$4,435,404
41113 - Landing Fee Rebate	(24,756)	(18,904)	5,852	24	(7,138)	(49,512)	(38,340)	11,172	23	(14,276)
Total Landing Fees	2,808,494	3,516,881	708,387	25	2,265,883	5,706,002	7,057,668	1,351,666	24	4,421,129
Aircraft Parking Fees										
41160 - Aircraft Parking Position Rent	416,112	416,112	0	0	460,247	832,224	832,225	1	0	920,493
41162 - Parking Position Turn Fee	298,087	357,119	59,032	20	147,559	786,816	845,848	59,032	8	196,871
41165 - Overnight Parking Fee	730,101	206,611	(523,490)	(72)	314,345	1,962,617	1,439,127	(523,490)	(27)	457,123
Total Aircraft Parking Fees	1,444,300	979,842	(464,458)	(32)	922,150	3,581,657	3,117,199	(464,458)	(13)	1,574,487
Building and Other Rents										
41210 - Terminal Rent	7,656,660	10,813,746	3,157,086	41	5,765,686	15,263,134	21,462,197	6,199,063	41	11,114,453
41211 - Terminal Rent-Waived	0	(21,979)	(21,979)	0	0	0	(43,957)	(43,957)	0	0
41215 - Federal Inspection Services	98,350	106,990	8,640	9	43,965	203,470	212,110	8,640	4	132,625
Total Building and Other Rents	7,755,010	10,898,757	3,143,747	41	5,809,652	15,466,604	21,630,350	6,163,746	40	11,247,078
CUPPS Support Charges										
41400 - Common Use Fees	682,151	1,142,571	460,420	67	459,665	1,352,336	2,239,693	887,357	66	821,662
Total CUPPS Support Charges	682,151	1,142,571	460,420	67	459,665	1,352,336	2,239,693	887,357	66	821,662
Other Aviation										
43100 - Fuel Franchise Fees	12,397	24,444	12,047	97	12,397	23,460	44,957	21,497	92	19,772
43140 - Air Service Incentive Rebates	(102,868)	(29,645)	73,223	71	0	(219,777)	(66,870)	152,907	70	0
Total Other Aviation	(90,471)	(5,201)	85,270	94	12,397	(196,317)	(21,913)	174,404	89	19,772
Non-Airline Terminal Rents										
45010 - Terminal Rent - Non-Airline	216,261	228,018	11,757	5	209,165	445,592	455,646	10,054	2	431,335
Total Non-Airline Terminal Rents	216,261	228,018	11,757	5	209,165	445,592	455,646	10,054	2	431,335

San Diego County Regional Airport Authority
Authority Detail Income Statement - Supplemental Schedule
For the two months ended August 31, 2021
(Unaudited)

Print Date: 9/9/2021
Print Time: 3:37:22PM
Report ID: GL0012

	Month to Date					Year to Date				
	Budget	Actual	Variance Favorable (Unfavorable)	Variance Percent	Prior Year Actual	Budget	Actual	Variance Favorable (Unfavorable)	Variance Percent	Prior Year Actual
Concession Revenue										
45111 - Term Concessions-Food & Bev	\$433,925	\$1,230,757	\$796,832	184	\$667,593	\$863,529	\$2,307,828	\$1,444,299	167	\$1,909,554
45112 - Terminal Concessions - Retail	318,655	719,391	400,737	126	144,762	636,126	1,445,255	809,129	127	973,763
45113 - Term Concessions - Other	147,548	273,564	126,016	85	371,333	293,175	551,164	257,990	88	542,922
45114 - Term Concessions Space Rents	84,982	83,567	(1,415)	(2)	84,141	169,964	167,134	(2,830)	(2)	168,282
45115 - Term Concessions Cost Recovery	67,868	97,884	30,017	44	60,934	135,735	172,457	36,722	27	119,844
45116 - Rec Distr Center Cost Recovery	60,746	110,746	50,000	82	135,423	121,492	220,326	98,834	81	228,571
45117 - Concessions Marketing Program	0	53,777	53,777	0	16,948	0	102,670	102,670	0	30,675
45119 - Term Concessions-Revenue Waived	0	(592,252)	(592,252)	0	(827,047)	0	(1,162,512)	(1,162,512)	0	(2,718,405)
45120 - Rental car license fees	1,678,213	3,808,215	2,130,001	127	213,664	3,201,476	6,834,520	3,633,044	113	3,131,389
45121 - Rental Car Center Cost Recover	79,140	158,279	79,140	100	160,368	158,279	316,558	158,279	100	320,736
45122 - Rental Car - Revenue Waived	0	0	0	0	575,989	0	0	0	0	(1,746,619)
45130 - License Fees - Other	323,900	420,204	96,305	30	282,770	631,499	858,943	227,444	36	518,646
45131 - License Fees Other Waiver	0	601	601	0	0	0	(15,729)	(15,729)	0	0
Total Concession Revenue	3,194,975	6,364,733	3,169,758	99	1,886,877	6,211,275	11,798,613	5,587,338	90	3,479,358
Parking and Ground Transportat										
45210 - Parking	2,041,987	3,780,145	1,738,158	85	1,166,434	4,288,520	7,650,664	3,362,144	78	2,643,279
45220 - AVI fees	489,614	834,639	345,025	70	367,703	968,857	1,667,239	698,382	72	745,108
45240 - Ground Transportation Pe	433	36,114	35,681	8,240	(210)	866	51,325	50,459	5,827	210
45250 - Citations	21,723	16,904	(4,820)	(22)	13,603	30,587	25,767	(4,820)	(16)	18,761
Total Parking and Ground Transportat	2,553,758	4,667,802	2,114,044	83	1,547,530	5,288,830	9,394,996	4,106,166	78	3,407,358
Ground Rentals										
45310 - Ground Rental Fixed - N	1,686,427	1,704,248	17,820	1	1,616,822	3,372,855	3,403,652	30,797	1	3,199,458
45311 - Ground Rental Fixed Waived	0	0	0	0	(256,383)	0	0	0	0	(512,765)
45315 - ASB Cost Recovery	15,784	15,784	0	0	0	31,567	31,567	0	0	0
45320 - Ground Rental - Percenta	0	7,691	7,691	0	0	0	30,553	30,553	0	0
45325 - Fuel Lease Revenue	161,747	161,747	0	0	0	323,493	323,493	0	0	0
Total Ground Rentals	1,863,958	1,889,469	25,511	1	1,360,439	3,727,915	3,789,265	61,350	2	2,686,693
Grant Reimbursements										
45410 - TSA Reimbursements	31,844	37,920	6,076	19	24,800	63,688	62,720	(968)	(2)	49,600
Total Grant Reimbursements	31,844	37,920	6,076	19	24,800	63,688	62,720	(968)	(2)	49,600

San Diego County Regional Airport Authority
Authority Detail Income Statement - Supplemental Schedule
For the two months ended August 31, 2021
(Unaudited)

Print Date: 9/9/2021
Print Time: 3:37:22PM
Report ID: GL0012

	Month to Date					Year to Date				
	Budget	Actual	Variance Favorable (Unfavorable)	Variance Percent	Prior Year Actual	Budget	Actual	Variance Favorable (Unfavorable)	Variance Percent	Prior Year Actual
Other Operating Revenue										
45510 - Finger Printing Fee	\$7,491	\$16,067	\$8,576	114	\$7,491	\$12,966	\$30,871	\$17,905	138	\$12,966
45520 - Utilities Reimbursements	17,176	17,391	214	1	16,676	34,353	34,781	429	1	33,353
45530 - Miscellaneous Other Reve	1,852	29,052	27,200	1,469	(3,892)	3,704	30,212	26,508	716	(2,719)
45535 - Innovation Lab Revenue	0	500	500	0	0	0	500	500	0	0
45540 - Service Charges	7,314	13,772	6,458	88	25,328	14,628	77,340	62,712	429	52,093
45550 - Telecom Services	33,819	38,177	4,358	13	36,958	67,638	76,354	8,716	13	60,350
45570 - FBO Landing Fees	19,896	10,588	(9,308)	(47)	19,896	39,792	46,588	6,796	17	19,896
45580 - Equipment Rental	0	0	0	0	0	1,160	1,160	0	0	1,160
45599 - Other Operating Rev Waived	0	(1,160)	(1,160)	0	0	0	(1,160)	(1,160)	0	(1,160)
Total Other Operating Revenue	87,548	124,386	36,838	42	102,458	174,240	296,646	122,405	70	175,939
Total Operating Revenue	20,547,827	29,845,177	9,297,350	45	14,601,015	41,821,822	59,820,883	17,999,060	43	28,314,411
Personnel Expenses										
Salaries										
51110 - Salaries & Wages	2,712,769	2,222,540	490,228	18	2,468,063	5,605,278	4,537,839	1,067,440	19	5,130,847
51210 - Paid Time Off	0	267,200	(267,200)	0	203,640	0	640,957	(640,957)	0	492,545
51220 - Holiday Pay	0	0	0	0	0	0	48,155	(48,155)	0	53,236
51240 - Other Leave With Pay	0	27,892	(27,892)	0	27,541	0	45,717	(45,717)	0	53,167
51250 - Special Pay	0	392	(392)	0	12,301	0	(41,323)	41,323	0	56,379
Total Salaries	2,712,769	2,518,024	194,745	7	2,711,544	5,605,278	5,231,344	373,934	7	5,786,173
52110 - Overtime	59,200	45,788	13,412	23	26,192	102,226	85,654	16,572	16	49,875

San Diego County Regional Airport Authority
Authority Detail Income Statement - Supplemental Schedule
For the two months ended August 31, 2021
(Unaudited)

Print Date: 9/9/2021
Print Time: 3:37:22PM
Report ID: GL0012

	Month to Date					Year to Date				
	Budget	Actual	Variance Favorable (Unfavorable)	Variance Percent	Prior Year Actual	Budget	Actual	Variance Favorable (Unfavorable)	Variance Percent	Prior Year Actual
Benefits										
54110 - FICA Tax	\$208,908	\$200,329	\$8,579	4	\$194,217	\$431,409	\$405,726	\$25,683	6	\$423,244
54120 - Unemployment Insurance-S	0	1,687	(1,687)	0	0	0	1,687	(1,687)	0	30,464
54130 - Workers Compensation Ins	23,210	12,856	10,354	45	13,475	47,552	26,507	21,045	44	28,715
54135 - Workers Comp Incident Expense	0	41,856	(41,856)	0	99	0	41,856	(41,856)	0	676
54210 - Medical Insurance	372,826	326,222	46,604	13	384,333	745,652	656,080	89,572	12	768,526
54220 - Dental Insurance	22,631	20,329	2,302	10	26,694	45,261	41,109	4,153	9	53,438
54230 - Vision Insurance	3,311	2,981	330	10	3,292	6,621	6,001	620	9	6,553
54240 - Life Insurance	7,624	5,128	2,496	33	7,422	15,246	10,356	4,890	32	14,812
54250 - Short Term Disability	13,360	12,114	1,246	9	13,235	26,718	24,494	2,224	8	26,401
54310 - Retirement	815,805	812,643	3,162	0	872,520	1,776,605	1,757,692	18,914	1	1,697,666
54315 - Retiree Health Benefits	77,725	88,634	(10,909)	(14)	84,690	155,449	177,905	(22,455)	(14)	158,092
54410 - Taxable Benefits	0	1,659	(1,659)	0	0	0	2,864	(2,864)	0	1,074
54430 - Accrued Vacation	37,500	5,329	32,171	86	62,479	75,000	(64,366)	139,366	186	91,319
Total Benefits	1,582,899	1,531,764	51,134	3	1,662,456	3,325,514	3,087,909	237,604	7	3,300,980
Cap Labor/Burden/OH Recharge										
54510 - Capitalized Labor Recha	(399,650)	(200,301)	(199,349)	(50)	(240,664)	(817,145)	(505,008)	(312,136)	(38)	(636,112)
54515 - Capitalized Burden Rech	0	(149,857)	149,857	0	(232,391)	0	(341,563)	341,563	0	(379,631)
Total Cap Labor/Burden/OH Recharge	(399,650)	(350,158)	(49,492)	(12)	(473,055)	(817,145)	(846,571)	29,426	4	(1,015,743)
QHP Labor/Burden/OH Recharge										
54520 - QHP Labor Recharge	(49,806)	(20,870)	(28,936)	(58)	(23,959)	(101,340)	(45,975)	(55,366)	(55)	(51,163)
54525 - QHP Burden Recharge	0	(7,664)	7,664	0	(11,527)	0	(16,316)	16,316	0	(22,976)
54526 - QHP OH Contra Acct	0	(19,451)	19,451	0	(11,731)	0	(28,982)	28,982	0	888
Total QHP Labor/Burden/OH Recharge	(49,806)	(47,986)	(1,821)	(4)	(47,217)	(101,340)	(91,273)	(10,067)	(10)	(73,252)
MM&JS Labor/Burden/OH Recharge										
54530 - MM & JS Labor Recharge	0	0	0	0	(1,442)	0	0	0	0	(158)
Total MM&JS Labor/Burden/OH Recharge	0	0	0	0	(1,442)	0	0	0	0	(158)
Total Personnel Expenses	3,905,411	3,697,433	207,978	5	3,878,478	8,114,533	7,467,064	647,470	8	8,047,875
Non-Personnel Expenses										

San Diego County Regional Airport Authority
Authority Detail Income Statement - Supplemental Schedule
For the two months ended August 31, 2021
(Unaudited)

Print Date: 9/9/2021
Print Time: 3:37:22PM
Report ID: GL0012

	Month to Date					Year to Date				
	Budget	Actual	Variance Favorable (Unfavorable)	Variance Percent	Prior Year Actual	Budget	Actual	Variance Favorable (Unfavorable)	Variance Percent	Prior Year Actual
Contract Services										
61100 - Temporary Staffing	\$4,500	\$3,927	\$573	13	\$24,881	\$9,000	\$8,855	\$145	2	\$43,823
61110 - Auditing Services	7,000	5,000	2,000	29	40,000	9,000	5,000	4,000	44	40,000
61120 - Legal Services	75,000	(50,417)	125,417	167	126,762	150,000	47,620	102,380	68	130,879
61130 - Services - Professional	502,969	208,452	294,516	59	383,625	1,038,449	692,847	345,603	33	744,450
61150 - Outside Svs - Other	317,159	301,999	15,160	5	187,903	570,277	586,165	(15,888)	(3)	371,471
61160 - Services - Custodial	1,611,847	1,486,090	125,757	8	1,210,187	3,018,580	2,694,307	324,273	11	2,219,111
61190 - Receiving & Dist Cntr Services	120,288	117,579	2,710	2	140,896	240,577	231,894	8,683	4	237,611
Total Contract Services	2,638,763	2,072,631	566,132	21	2,114,253	5,035,883	4,266,687	769,196	15	3,787,344
Safety and Security										
61170 - Services - Fire, Police,	623,876	610,267	13,609	2	624,829	1,256,253	1,204,434	51,819	4	1,317,091
61180 - Services - SDUPD-Harbor	1,727,997	1,753,877	(25,880)	(1)	1,562,522	3,365,566	3,391,446	(25,880)	(1)	3,268,801
61185 - Guard Services	419,259	328,803	90,456	22	317,123	843,685	728,803	114,882	14	662,123
61188 - Other Safety & Security Serv	151,375	166,922	(15,547)	(10)	206,630	302,750	300,727	2,023	1	333,260
Total Safety and Security	2,922,507	2,859,869	62,638	2	2,711,103	5,768,253	5,625,409	142,844	2	5,581,275
Space Rental										
62100 - Rent	886,659	887,068	(409)	0	850,448	1,775,718	1,773,292	2,426	0	1,703,297
Total Space Rental	886,659	887,068	(409)	0	850,448	1,775,718	1,773,292	2,426	0	1,703,297
Utilities										
63100 - Telephone & Other Commun	45,475	38,217	7,258	16	24,460	90,990	57,584	33,406	37	83,206
63110 - Utilities - Gas & Electr	1,242,307	1,171,751	70,556	6	950,450	2,468,771	2,380,816	87,955	4	1,775,912
63120 - Utilities - Water	90,271	87,061	3,210	4	89,579	171,590	152,708	18,882	11	79,102
Total Utilities	1,378,053	1,297,029	81,024	6	1,064,488	2,731,351	2,591,108	140,243	5	1,938,219
Maintenance										
64100 - Facilities Supplies	66,500	40,476	26,024	39	45,171	104,500	79,034	25,466	24	70,386
64110 - Maintenance - Annual R	668,256	644,042	24,214	4	576,230	1,304,519	1,284,378	20,141	2	1,131,219
64125 - Major Maintenance - Mat	64,500	3,094	61,406	95	40,075	64,500	2,704	61,796	96	40,962
64140 - Refuse & Hazardous Waste	41,667	24,662	17,004	41	35,571	83,333	55,470	27,863	33	70,147
Total Maintenance	840,923	712,275	128,648	15	697,046	1,556,852	1,421,586	135,266	9	1,312,714
Equipment and Systems										
65100 - Equipment & Systems	20,636	33,936	(13,300)	(64)	(224)	24,177	32,193	(8,016)	(33)	4,379
Total Equipment and Systems	20,636	33,936	(13,300)	(64)	(224)	24,177	32,193	(8,016)	(33)	4,379

San Diego County Regional Airport Authority
Authority Detail Income Statement - Supplemental Schedule
For the two months ended August 31, 2021
(Unaudited)

Print Date: 9/9/2021
Print Time: 3:37:22PM
Report ID: GL0012

	Month to Date					Year to Date				
	Budget	Actual	Variance Favorable (Unfavorable)	Variance Percent	Prior Year Actual	Budget	Actual	Variance Favorable (Unfavorable)	Variance Percent	Prior Year Actual
Materials and Supplies										
65110 - Office & Operating Suppl	\$26,700	\$22,576	\$4,123	15	\$21,505	\$51,940	\$35,462	\$16,478	32	\$34,189
65120 - Safety Equipment & Suppl	6,196	4,693	1,503	24	4,959	13,392	4,600	8,792	66	10,204
65130 - Tools - Small	3,000	0	3,000	100	4,726	6,000	0	6,000	100	7,027
Total Materials and Supplies	35,895	27,269	8,626	24	31,190	71,332	40,062	31,269	44	51,420
Insurance										
67170 - Insurance - Property	87,500	79,758	7,742	9	72,917	175,000	159,516	15,485	9	145,833
67171 - Insurance - Liability	17,942	16,042	1,900	11	14,958	35,884	32,083	3,801	11	29,917
67172 - Insurance - Public Offic	17,389	13,714	3,675	21	14,491	35,978	27,427	8,551	24	28,983
67173 - Insurance Miscellaneous	14,327	23,231	(8,904)	(62)	11,939	194,273	192,934	1,339	1	146,371
Total Insurance	137,158	132,744	4,414	3	114,305	441,135	411,960	29,175	7	351,104
Employee Development and Suppo										
66120 - Awards - Service	1,896	3,000	(1,104)	(58)	3,150	3,307	3,500	(193)	(6)	5,292
66130 - Book & Periodicals	2,451	748	1,703	69	1,107	4,773	970	3,802	80	4,994
66220 - Permits/Certificates/Lic	2,092	3,388	(1,296)	(62)	6,524	2,884	3,838	(954)	(33)	3,166
66260 - Recruiting	938	2,734	(1,797)	(192)	400	1,875	2,934	(1,059)	(56)	400
66280 - Seminars & Training	12,497	8,320	4,177	33	(2,966)	17,525	11,665	5,860	33	(1,318)
66290 - Transportation	11,950	9,709	2,241	19	9,690	23,899	19,578	4,321	18	19,532
66305 - Travel-Employee Developm	1,508	940	569	38	0	2,767	940	1,827	66	0
66310 - Tuition	3,833	6,484	(2,650)	(69)	1,024	7,667	9,482	(1,815)	(24)	1,024
66320 - Uniforms	7,214	3,667	3,547	49	7,312	20,198	8,447	11,751	58	11,837
Total Employee Development and Suppo	44,379	38,988	5,391	12	26,241	84,894	61,354	23,540	28	44,926
Business Development										
66100 - Advertising	93,929	77,056	16,873	18	(183)	107,658	78,157	29,502	27	(183)
66200 - Memberships & Dues	15,301	18,724	(3,424)	(22)	17,495	57,086	50,378	6,709	12	38,697
66230 - Postage & Shipping	1,226	430	795	65	13	2,452	419	2,033	83	680
66240 - Promotional Activities	43,202	20,578	22,624	52	6,940	65,915	4,488	61,427	93	12,877
66250 - Promotional Materials	1,394	1,130	264	19	1,148	2,196	1,130	1,066	49	1,148
66300 - Travel-Business Developm	1,400	1,970	(570)	(41)	0	5,700	1,970	3,730	65	(757)
Total Business Development	156,452	119,890	36,562	23	25,414	241,007	136,541	104,466	43	52,462

San Diego County Regional Airport Authority
Authority Detail Income Statement - Supplemental Schedule
For the two months ended August 31, 2021
(Unaudited)

Print Date: 9/9/2021
Print Time: 3:37:22PM
Report ID: GL0012

	Month to Date					Year to Date				
	Budget	Actual	Variance Favorable (Unfavorable)	Variance Percent	Prior Year Actual	Budget	Actual	Variance Favorable (Unfavorable)	Variance Percent	Prior Year Actual
Equipment Rentals and Repairs										
66140 - Computer Licenses & Agre	\$234,913	\$64,780	\$170,133	72	\$31,134	\$330,757	\$147,789	\$182,968	55	\$87,570
66150 - Equipment Rental/Leasing	7,040	5,043	1,997	28	4,258	15,130	12,487	2,643	17	5,278
66160 - Tenant Improvements	27,989	3,693	24,296	87	26,464	55,977	21,076	34,901	62	46,819
66270 - Repairs - Office Equipme	225,908	190,047	35,861	16	221,796	527,014	484,764	42,251	8	440,262
Total Equipment Rentals and Repairs	495,849	263,562	232,287	47	283,652	928,878	666,116	262,762	28	579,928
Total Non-Personnel Expenses	9,557,274	8,445,260	1,112,014	12	7,917,918	18,659,479	17,026,308	1,633,171	9	15,407,068
Total Departmental Expenses before	13,462,684	12,142,693	1,319,992	10	11,796,396	26,774,013	24,493,372	2,280,641	9	23,454,943
Depreciation and Amortization										
69110 - Depreciation Expense	11,178,005	11,178,005	0	0	10,725,577	22,402,747	22,402,747	0	0	21,456,343
Total Depreciation and Amortization	11,178,005	11,178,005	0	0	10,725,577	22,402,747	22,402,747	0	0	21,456,343
Non-Operating Revenue/(Expense)										
Passenger Facility Charges										
71110 - Passenger Facility Charg	1,941,943	3,844,959	1,903,015	98	1,194,523	3,455,566	6,378,386	2,922,820	85	2,059,804
Total Passenger Facility Charges	1,941,943	3,844,959	1,903,015	98	1,194,523	3,455,566	6,378,386	2,922,820	85	2,059,804
Customer Facility Charges										
71120 - Customer facility charges (Con	1,846,684	2,649,722	803,038	43	1,058,104	3,428,209	5,301,670	1,873,461	55	1,981,140
Total Customer Facility Charges	1,846,684	2,649,722	803,038	43	1,058,104	3,428,209	5,301,670	1,873,461	55	1,981,140
Federal Relief Grants										
71130 - Federal Relief Grants	0	0	0	0	7,410,972	0	0	0	0	14,146,643
Total Federal Relief Grants	0	0	0	0	7,410,972	0	0	0	0	14,146,643
Quieter Home Program										
71212 - Quieter Home - Labor	(54,429)	(20,870)	33,559	62	(24,496)	(102,809)	(45,975)	56,834	55	(51,953)
71213 - Quieter Home - Burden	0	(7,664)	(7,664)	0	(11,527)	0	(16,316)	(16,316)	0	(22,976)
71214 - Quieter Home - Overhead	0	(19,451)	(19,451)	0	(11,731)	0	(28,982)	(28,982)	0	888
71215 - Quieter Home - Material	(1,151,408)	(872,673)	278,736	24	(717,180)	(1,932,817)	(1,342,056)	590,761	31	(1,330,025)
71216 - Quieter Home Program	1,060,223	724,256	(335,967)	(32)	545,407	1,783,995	1,208,320	(575,675)	(32)	1,064,289
Total Quieter Home Program	(145,614)	(196,402)	(50,788)	(35)	(219,527)	(251,631)	(225,009)	26,622	11	(339,778)

San Diego County Regional Airport Authority
Authority Detail Income Statement - Supplemental Schedule
For the two months ended August 31, 2021
(Unaudited)

Print Date: 9/9/2021
Print Time: 3:37:22PM
Report ID: GL0012

	Month to Date					Year to Date				
	Budget	Actual	Variance Favorable (Unfavorable)	Variance Percent	Prior Year Actual	Budget	Actual	Variance Favorable (Unfavorable)	Variance Percent	Prior Year Actual
Interest Income										
71310 - Interest - Investments	\$720,634	\$590,214	\$(130,420)	(18)	\$871,302	\$1,457,193	\$1,199,817	\$(257,376)	(18)	\$1,727,531
71330 - Interest - Variable Debt	0	0	0	0	56,328	0	0	0	0	56,328
71340 - Interest - Note Receivab	126,258	126,258	0	0	136,226	253,357	253,357	0	0	273,246
71350 - Interest - Other	145,752	44,016	(101,736)	(70)	(782)	300,278	88,678	(211,600)	(70)	(782)
71361 - Interest Income - 2010 Bonds	0	0	0	0	(33,347)	0	0	0	0	(140,938)
71363 - Interest Income - 2013 Bonds	0	22,928	22,928	0	49,130	0	36,752	36,752	0	94,212
71364 - Interest Income - 2017 Bond A	0	7,862	7,862	0	21,477	0	14,088	14,088	0	47,382
71365 - Interest Income - 2014 Bond A	0	10,933	10,933	0	47,619	0	25,595	25,595	0	79,190
71366 - Interest Income - 2019A Bond	0	79,669	79,669	0	365,401	0	152,039	152,039	0	687,671
71367 - Interest Income - 2020A Bond	0	7,830	7,830	0	34,560	0	10,251	10,251	0	142,466
Total Interest Income	992,644	889,710	(102,934)	(10)	1,547,914	2,010,828	1,780,576	(230,252)	(11)	2,966,305
Interest Expense										
71412 - Interest Expense 2013 Bonds	(1,439,113)	(1,439,113)	0	0	(1,473,758)	(2,878,225)	(2,878,225)	0	0	(2,947,517)
71413 - Interest Expense 2014 Bond A	(1,300,065)	(1,300,065)	0	0	(1,318,995)	(2,600,131)	(2,600,131)	0	0	(2,637,990)
71414 - Interest Expense 2017 Bond A	(1,132,979)	(1,132,979)	0	0	(1,164,104)	(2,265,958)	(2,265,958)	0	0	(2,328,208)
71415 - Interest Exp 2019A Bond	(1,843,425)	(1,843,425)	0	0	(1,857,675)	(3,686,850)	(3,686,850)	0	0	(3,715,350)
71416 - Interest Expense 2020A Bond	(945,813)	(967,615)	(21,802)	(2)	(1,003,417)	(1,891,625)	(1,935,229)	(43,604)	(2)	(2,006,833)
71430 - LOC Fees - C/P	(76,272)	(63,416)	12,856	17	0	(112,272)	(63,416)	48,856	44	0
71460 - Interest Expense - Other	16,966	60,919	43,953	259	16,966	(16,069)	72,384	88,453	550	29,531
71461 - Interest Expense - Cap Leases	(47,081)	(47,081)	0	0	(49,348)	(94,359)	(94,359)	0	0	(98,876)
Total Interest Expense	(6,767,782)	(6,732,775)	35,007	1	(6,850,332)	(13,545,489)	(13,451,784)	93,705	1	(13,705,243)
Amortization										
69210 - Amortization - Premium	1,151,742	1,151,742	0	0	1,647,777	2,306,402	2,306,402	0	0	2,378,399
Total Amortization	1,151,742	1,151,742	0	0	1,647,777	2,306,402	2,306,402	0	0	2,378,399
Other Non-Operating Income (Expense)										
71510 - Legal Settlement Income	0	0	0	0	0	0	391	391	0	0
71530 - Gain/Loss On Investments	0	(471,838)	(471,838)	0	(1,178,518)	0	(640,750)	(640,750)	0	(1,176,663)
71540 - Discounts Earned	0	1,010	1,010	0	0	0	1,986	1,986	0	0
71620 - Other non-operating revenue (e	0	1,363	1,363	0	0	0	1,363	1,363	0	6,000
71630 - Other Non-Operating Expe	0	0	0	0	0	0	0	0	0	0
Total Other Non-Operating Income (Expense)	0	(469,466)	(469,466)	0	(1,178,518)	0	(637,011)	(637,011)	0	(1,170,664)
Total Non-Operating Revenue/(Expense)	(980,383)	1,137,490	2,117,872	216	(4,610,913)	(2,596,114)	1,453,231	4,049,345	156	(8,316,606)

San Diego County Regional Airport Authority
Authority Detail Income Statement - Supplemental Schedule
For the two months ended August 31, 2021
(Unaudited)

Print Date: 9/9/2021
Print Time: 3:37:22PM
Report ID: GL0012

	Month to Date					Year to Date				
	Budget	Actual	Variance Favorable (Unfavorable)	Variance Percent	Prior Year Actual	Budget	Actual	Variance Favorable (Unfavorable)	Variance Percent	Prior Year Actual
Capital Grant Contribution										
72100 - AIP Grants	\$5,701	\$177,708	\$172,007	3,017	\$1,103,977	\$12,013	\$1,391,652	\$1,379,639	11,485	\$1,325,585
Total Capital Grant Contribution	5,701	177,708	172,007	3,017	1,103,977	12,013	1,391,652	1,379,639	11,485	1,325,585
Total Expenses Net of Non-Operating Revenue/ (Expense)	25,615,371	22,005,500	3,609,871	14	16,807,083	51,760,861	44,051,236	7,709,625	15	35,269,096
Net Income/(Loss)	(5,067,544)	7,839,677	12,907,221	255	(2,206,068)	(9,939,039)	15,769,647	25,708,686	259	(6,954,685)
Equipment Outlay										
73200 - Equipment Outlay Expendi	(50,000)	(80,888)	(30,888)	(62)	(79,666)	(68,600)	(101,510)	(32,910)	(48)	(79,666)
73299 - Capitalized Equipment Co	0	80,888	80,888	0	79,666	0	101,510	101,510	0	79,666
Total Equipment Outlay	(50,000)	0	50,000	100	0	(68,600)	0	68,600	100	0

Review of the Unaudited Financial Statements for the Two Months Ended August 31, 2021 and 2020

Presented by:
Elizabeth Stewart,
Interim Director, Accounting

Market Commentary

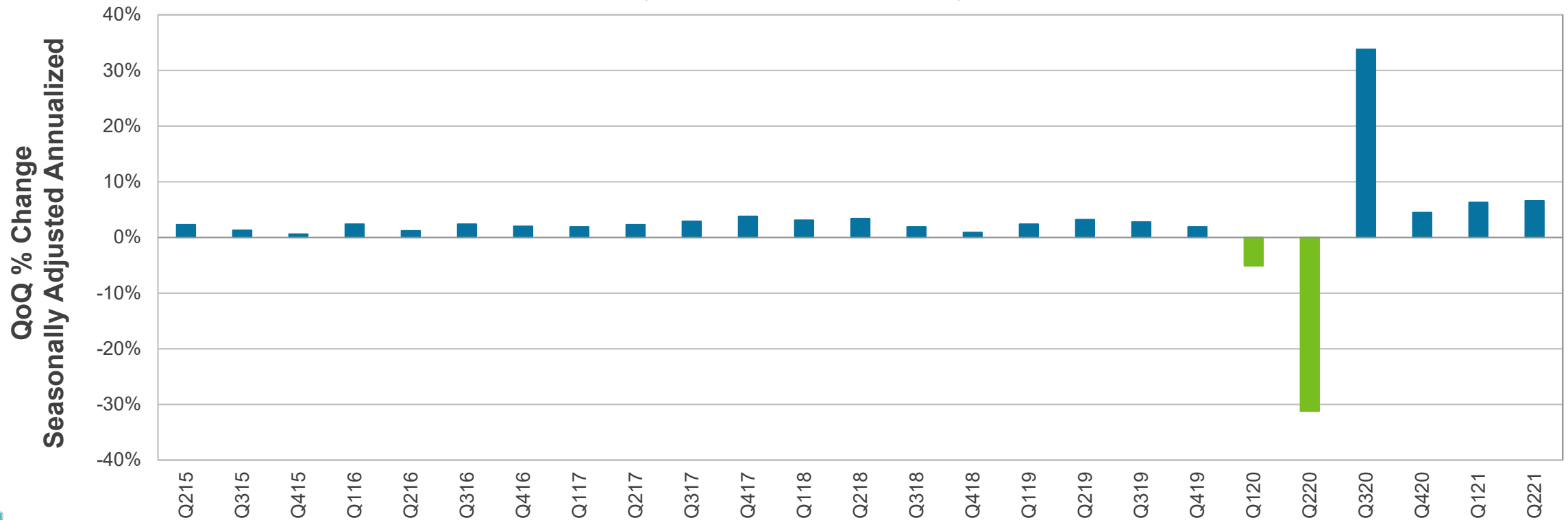
While some pockets of the economy remain dislocated, US real gross domestic product (GDP) has recovered to pre-pandemic levels. The recovery has been fueled by robust fiscal spending, accommodative monetary policy, and vaccinations. These factors are beginning to moderate but should continue to provide tailwinds for the economy in the coming quarters. The resurgence of the virus in the US is causing a modest disruption in economic activity and having a negative impact on consumer sentiment. Supply chain and labor market disruptions are also likely to continue while global infection rates remain uncontained, putting ongoing upward pressure on transportation, input, and labor costs. Some pandemic-related fiscal relief has started to phase out, but an infrastructure spending plan is on the horizon. Meanwhile, the Federal Reserve remains accommodative and continues to facilitate further improvement in the labor market. Overall, we believe the US economy continues to grow at a strong, above-trend, pace but we believe economic data will remain somewhat choppy over the near-term.

Fed Chair Powell confirmed that rate hikes are not imminent, and he maintained a dovish tone during his speech at the Jackson Hole economic symposium in late-August. He noted that the unemployment rate remains elevated and labor force participation remains well below pre-pandemic levels. He also continues to believe that at least some of the factors driving higher inflation will be transitory and cautioned that raising the fed funds rate too soon could be detrimental to the labor market recovery. However, it seems that most Fed policymakers have decoupled their opinion about the fed funds rate from their opinion on tapering asset purchases. Chair Powell noted that the conditions needed to justify an increase in the fed funds rate would be much more rigorous than the conditions needed to start tapering asset purchases. We believe a plateau or decline in new US virus infection rates, continued efficacy of existing vaccines, along with a solid September employment report may catalyze the Fed to announce at the November Federal Open Market Committee meeting their intent to begin tapering asset purchases. However, we expect the fed funds rate to remain near the zero lower bound through 2022.

Second Quarter GDP

According to the second estimate, real US gross domestic product (GDP) grew at an annualized rate of 6.6% in the second quarter (revised up slightly from the advance estimate of 6.5%), following 6.3% growth in the first quarter. During the second quarter, the US economy more than recouped the output lost during the pandemic. As of the second quarter, GDP now stands 0.8% above the fourth quarter of 2019. The consensus forecast for full year 2021 US gross domestic product growth has moderated but remains well above the long-run trend growth rate of about 1.8%. The current Bloomberg consensus estimates for 2021 and 2022 US GDP growth are 6.0% and 4.2%, respectively, following a 3.4% decline in 2020.

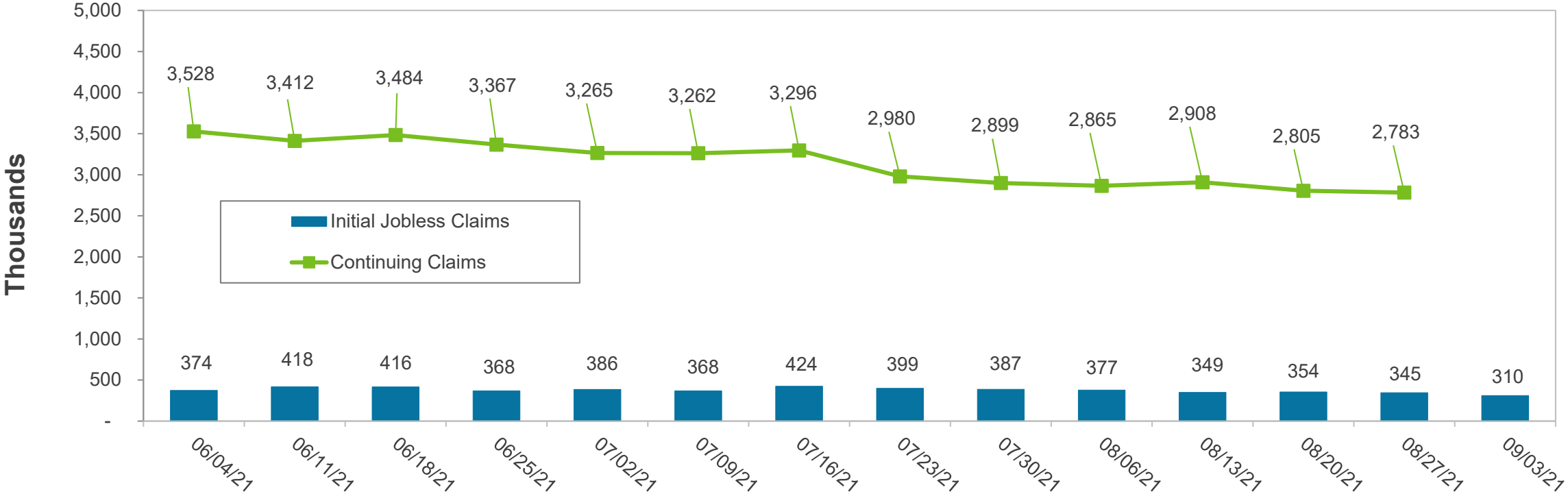
U.S. Gross Domestic Product (QoQ)
Second Quarter 2015 – Second Quarter 2021



Initial Claims For Unemployment

In the most recent week, the number of initial jobless claims was 310,000 versus 345,000 in the prior week. The level of continuing unemployment claims (where the data is lagged by one week) was marginally better at 2.783 million versus 2.805 million in the prior week. Continuing jobless claims have declined significantly from the peak of nearly 25 million in May 2020, but they remained above the 2019 (pre-pandemic) average of 1.7 million.

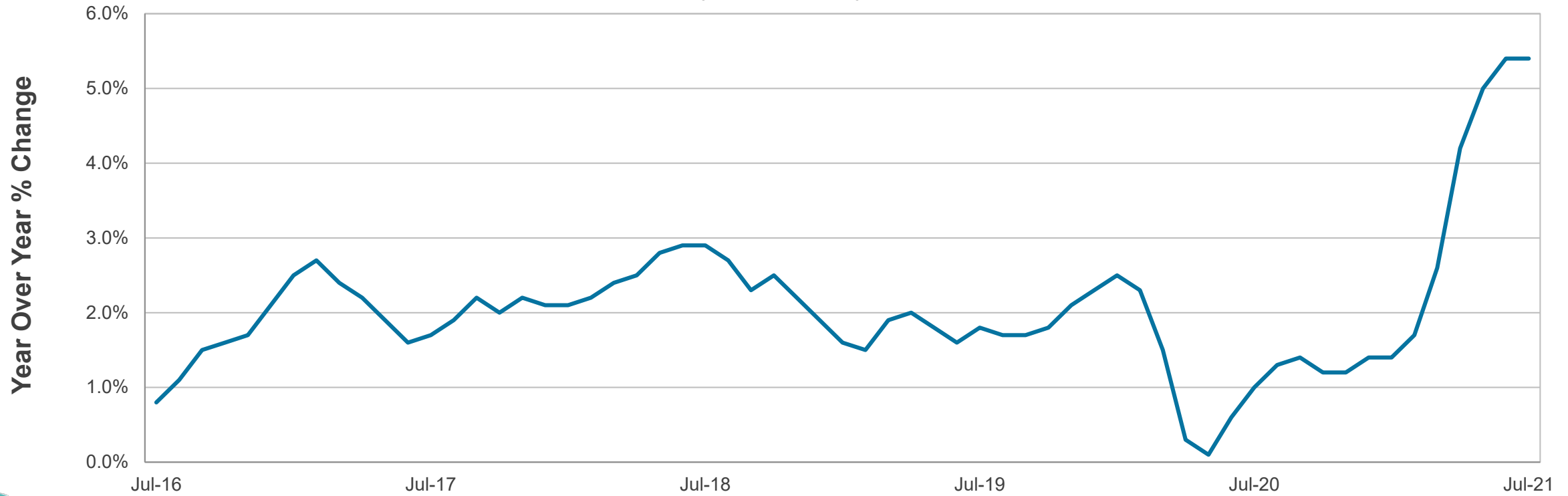
Initial Jobless Claims and 4-Week Moving Average
 June 4, 2021 – September 3, 2021



Consumer Price Index

The Consumer Price Index (CPI) was up 5.4% year-over-year in July, unchanged on a year-over-year basis from June. Core CPI (CPI less food and energy) was up 4.3% year-over-year in July (in line with expectations), versus up 4.5% in June. Current inflation readings are running well above the Fed's longer-run target of around 2.0%. While the Fed believes many of the factors fueling higher inflation will be temporary, the upward pressure on inflation from supply chain bottlenecks and pandemic-related disruptions is likely to remain elevated over the near-term.

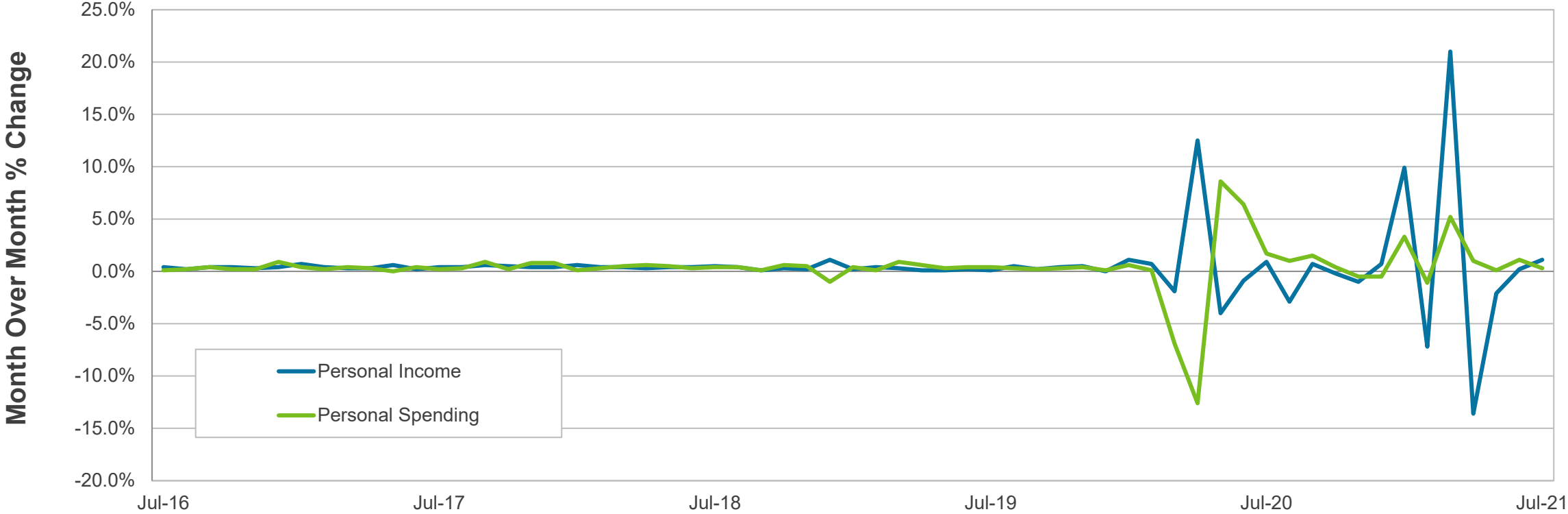
Consumer Price Index (YoY%)
July 2016 – July 2021



Personal Income and Spending

Personal income rose 1.1% in July, well above expectations, driven by an increase in wages and salaries and an improving labor market. Millions of US households started receiving child tax credit payments in July which likely provided a boost to overall personal income in the month as well. Consumer spending rose a modest 0.3% in July.

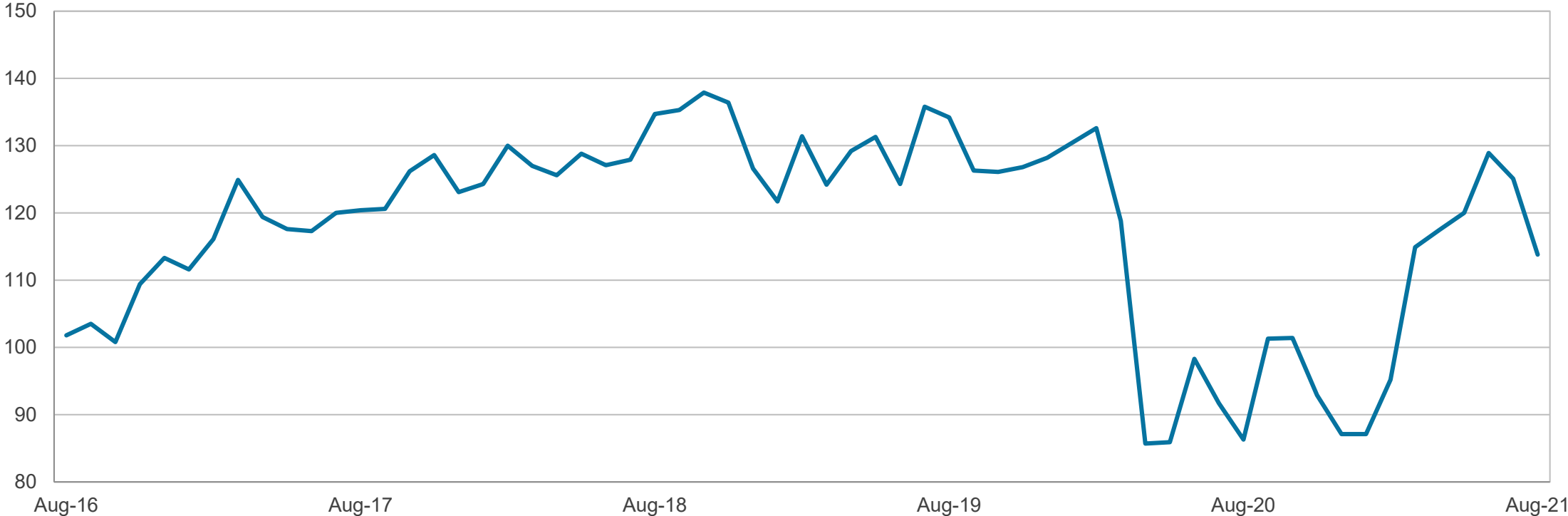
Personal Income and Spending (MoM%)
July 2016 – July 2021



Consumer Confidence Index

The Consumer Confidence index dropped to 113.8 in August from 125.1 in July. The index's decline was bigger than expected, driven by concerns about the continued surge in US virus infection rates and the recent uptick in inflationary pressures.

Consumer Confidence Index
August 2016 – August 2021



Existing Home Sales

Existing home sales increased 2.0% in July to a seasonally adjusted rate of 5.990 million units, exceeding expectations. On a year-over-year basis, sales of existing homes were up 1.5% in July.

U.S. Existing Home Sales (MoM)
July 2011 – July 2021

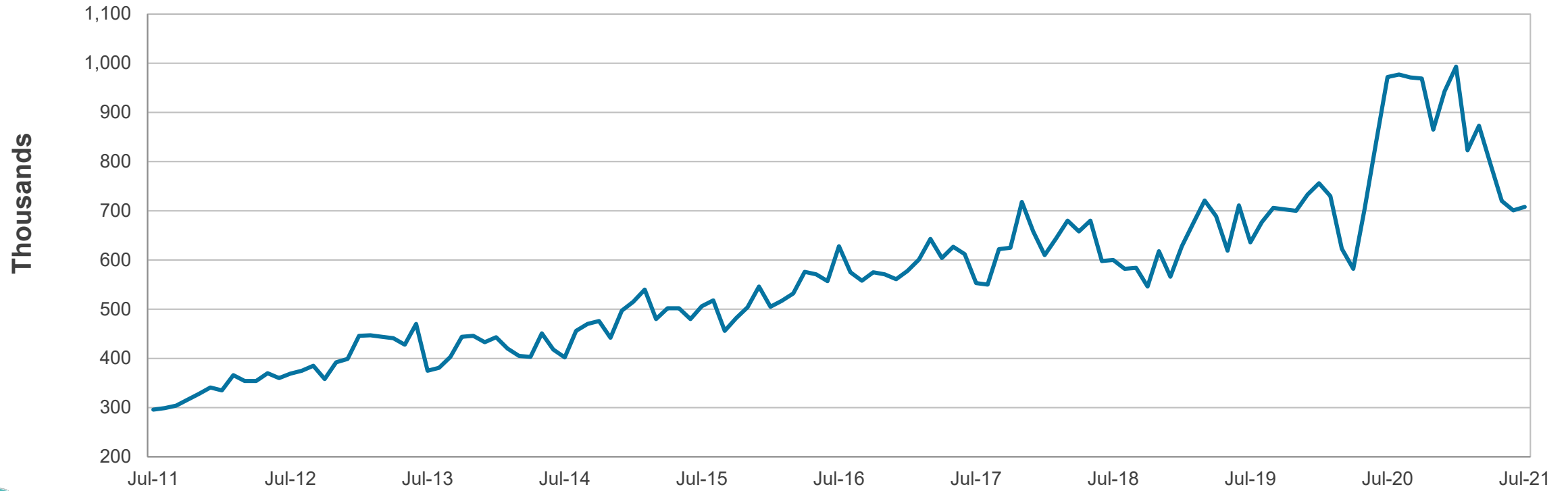


Source: Bloomberg.

New Home Sales

New home sales rose 1.0% in July to an annualized rate of 708,000 units. On a year-over-year basis, the pace of new home sales was down 27.2% in July. The pace of new home sales has eased and we believe significant price appreciation over the past year may be deterring home buyers.

U.S. New Home Sales
July 2011 – July 2021



Crude Oil Prices

U.S. West Texas Intermediate (WTI) crude settled at \$69.72 per barrel on September 10. It is above its one month average of \$67.73 and its one year average of \$57.49. OPEC and its allies (i.e. OPEC+) began gradually curbing production cuts in May. In July, the group agreed to increase monthly crude oil production starting in August. Earlier this month, OPEC+ agreed to continue increasing oil production in measured steps, despite pressure from the White House to boost production at a faster pace. Meanwhile, concerns about the Delta COVID-19 variant and the impact on economic activity put downward pressure on oil prices in July and August. However, oil prices have risen in the last few weeks, largely due to disruptions caused by Hurricane Ida. The Energy Information Association expects the price of Brent crude oil to remain near current levels for the remainder of the year. They also anticipate that continued growth in production from OPEC and its allies and accelerating growth in US oil production next year will outpace decelerating growth in global oil consumption, and the EIA expects Brent crude oil prices to decline next year.

West Texas Intermediate Oil Price Per Barrel (WTI Spot)

September 10, 2016 – September 10, 2021



Jet Fuel Prices

Jet fuel (U.S. Gulf Coast Spot) closed at \$1.941 per gallon on September 10, above its one month average of \$1.854 and its one year average of \$1.540. A decline in global demand for jet fuel due to the coronavirus and ongoing travel restrictions put significant downward pressure on prices in 2020. However, the US economic reopening and rising travel demand has supported a recovery in jet fuel prices this year. However, multiple airlines have recently reported an increase in cancellations and a drop in air travel demand due to a recent resurgence of the virus in many states.

U.S. Gulf Coast 54 Grade Jet Fuel Spot Price
September 10, 2016 – September 10, 2021



U.S. Equity Markets

Year-to-date, the DJIA and S&P 500 are up 13.1% and 18.7%, respectively. We believe accommodative monetary policy, robust fiscal spending, and continued progress on vaccinations should be supportive of the economy and risk assets in 2021.

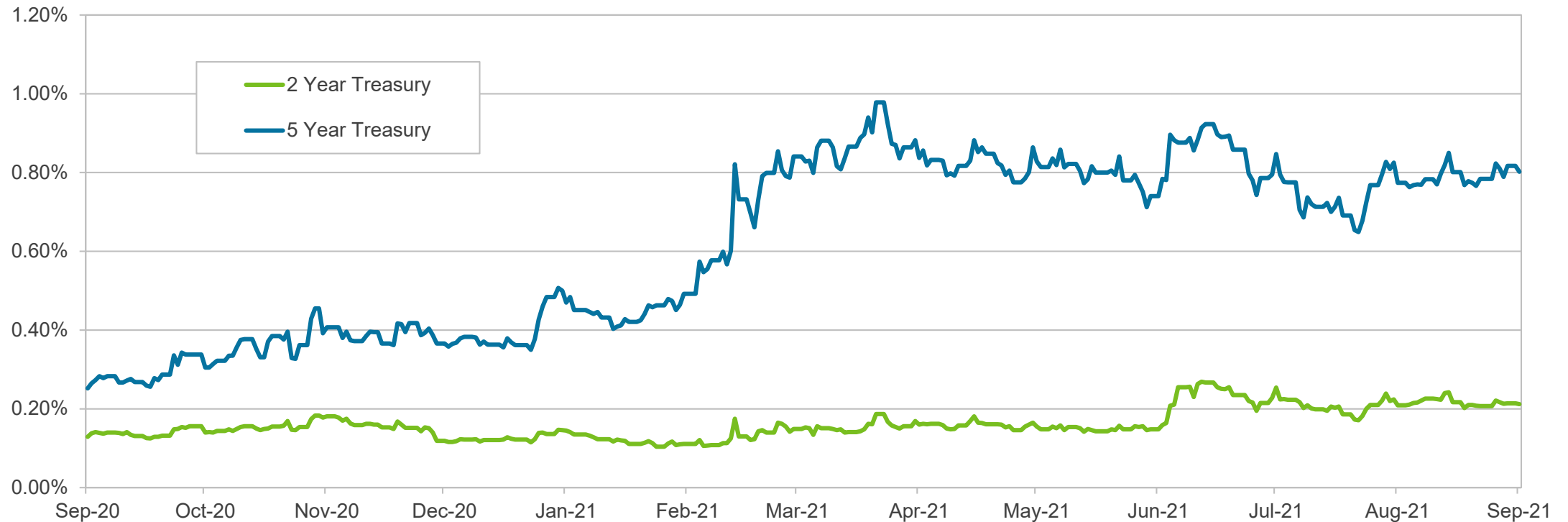
Dow Jones Industrial Average (DJIA) and S&P 500 Indices
September 10, 2016 – September 10, 2021



Treasury Yield History

Year-to-date, the yield on 5-year Treasuries is roughly 46 basis points higher, while the yield on 2-year Treasuries is about nine basis points higher.

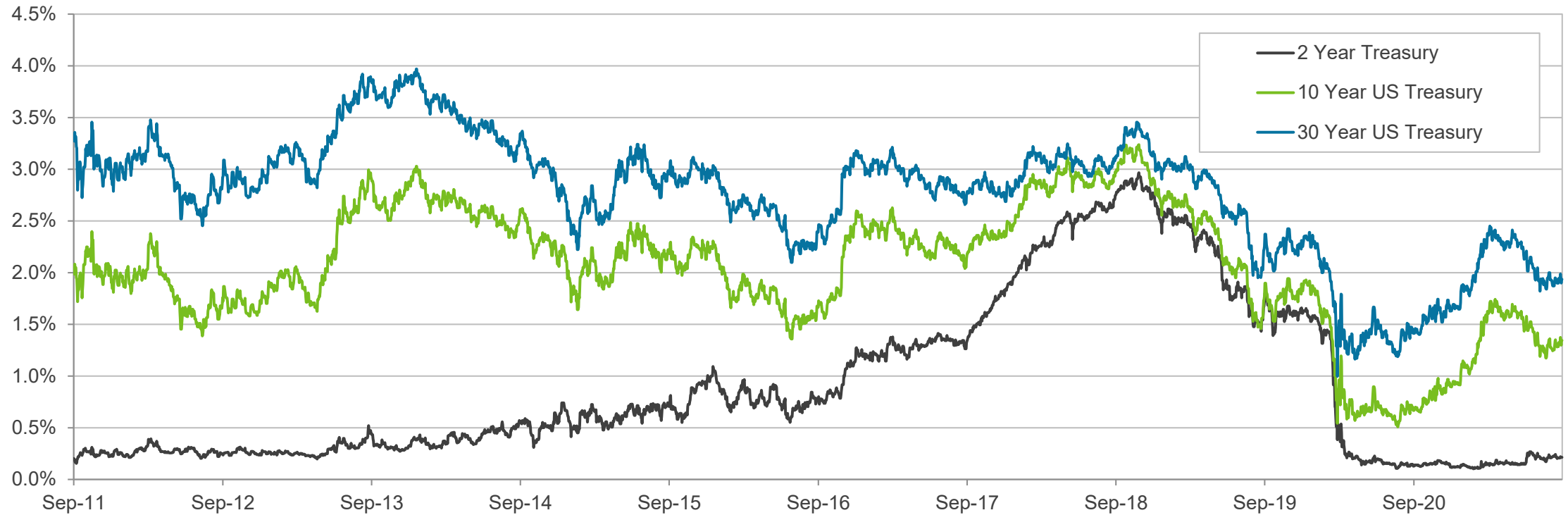
2- and 5-year U.S. Treasury Yields
September 10, 2020 – September 10, 2021



Treasury Yield History

The spread between the 2-year Treasury yield and the 10-year Treasury yield is roughly 113 basis points, versus a spread of about 54 basis points at this time last year. The current spread between the 2-year Treasury yield and 10-year Treasury yield is below longer-term trends, as the average spread since 2002 has been about 135 basis points.

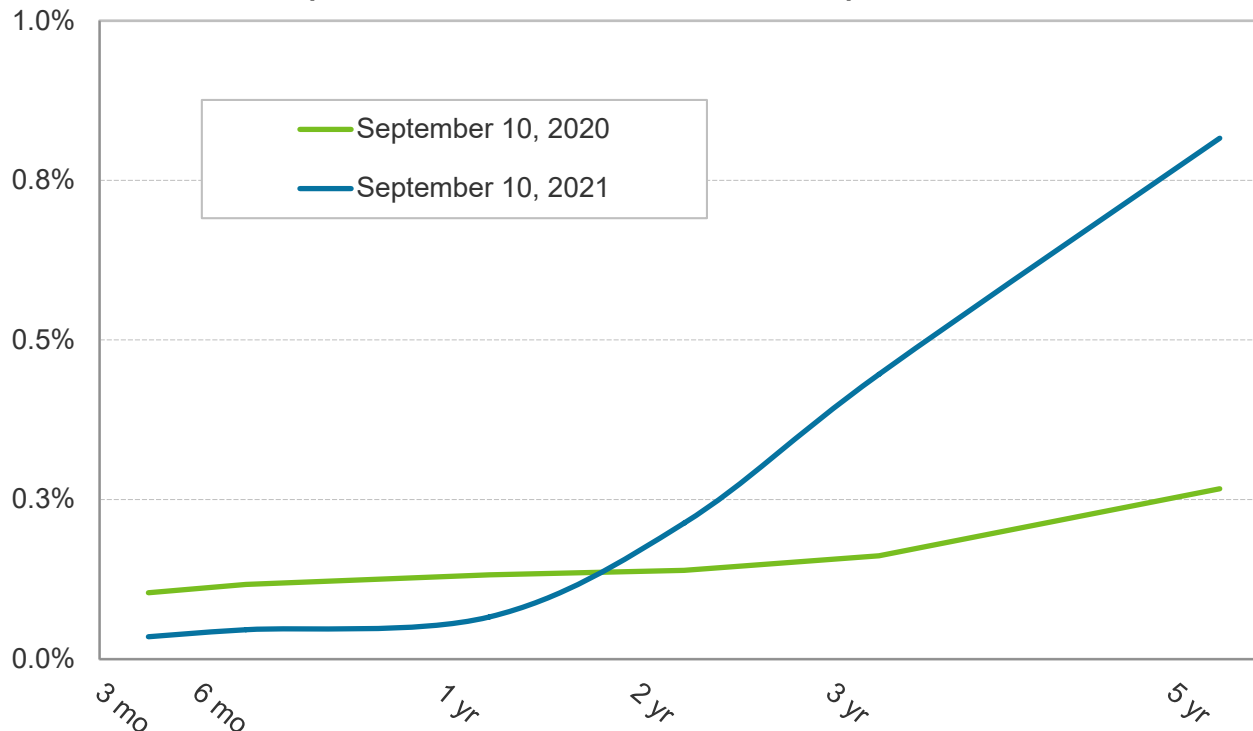
2-, 10- and 30-year U.S. Treasury Yields
September 10, 2011 – September 10, 2021



U.S. Treasury Yield Curve

The Treasury yield curve is steeper on a year-over-year basis. The 3-month T-bill yield is down about seven basis points, the 2-Year Treasury yield about seven basis points higher, and the 10-Year Treasury yield is higher by 66 basis points, on a year-over-year basis. We believe the Treasury yield curve is poised for further steepening.

U.S. Treasury Yield Curve
September 10, 2020 versus September 10, 2021



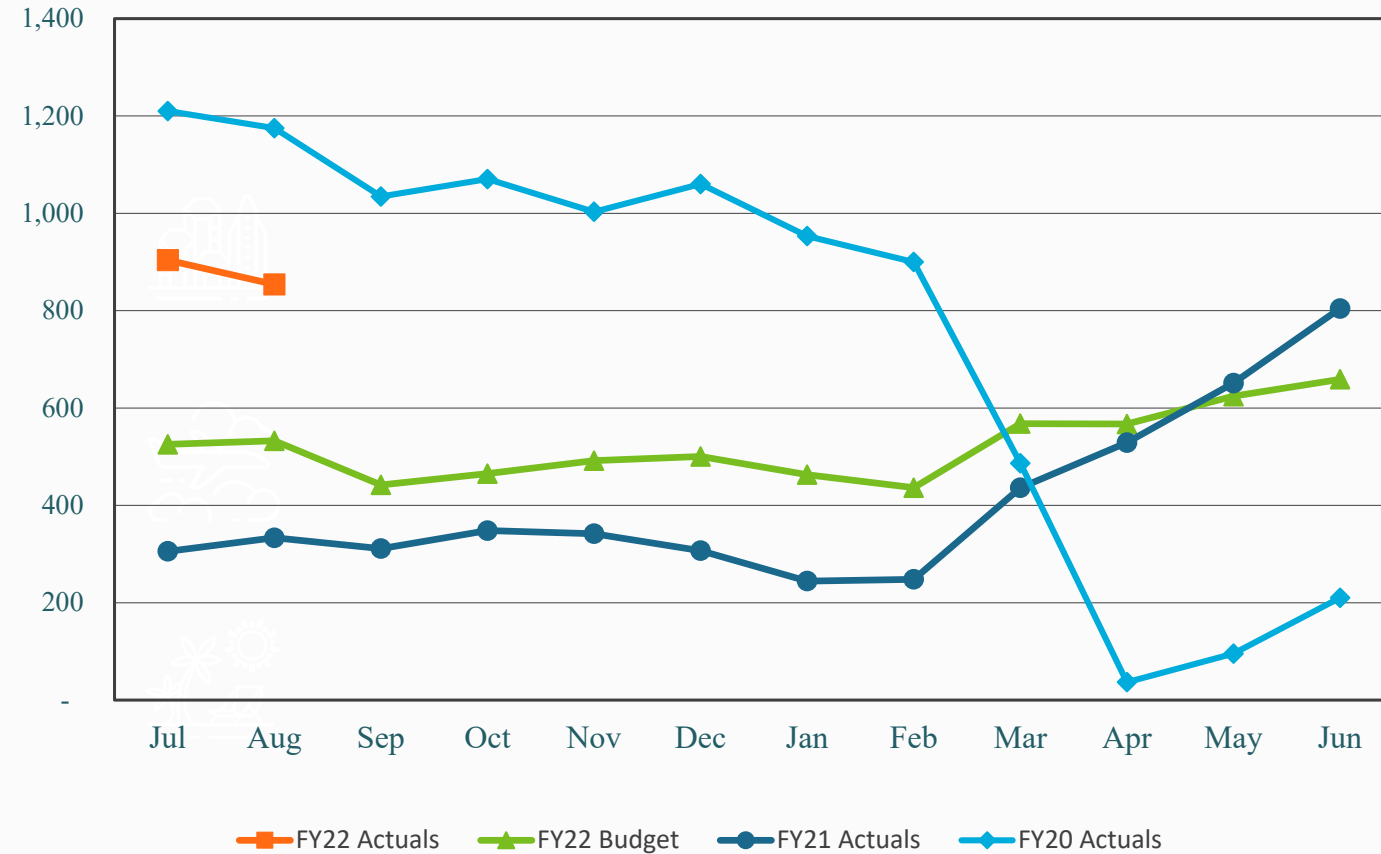
	9/10/2020	9/10/2021	Change
3-Mo.	0.10%	0.04%	(0.06%)
6-Mo.	0.12%	0.05%	(0.07%)
1-Yr.	0.13%	0.07%	(0.06%)
2-Yr.	0.14%	0.21%	0.07%
3-Yr.	0.16%	0.45%	0.29%
5-Yr.	0.27%	0.82%	0.55%
10-Yr.	0.68%	1.34%	0.66%
20-Yr.	1.21%	1.86%	0.65%
30-Yr.	1.42%	1.93%	0.51%



Financial Overview For the Two Months Ended August 31, 2021 and 2020 (Unaudited)

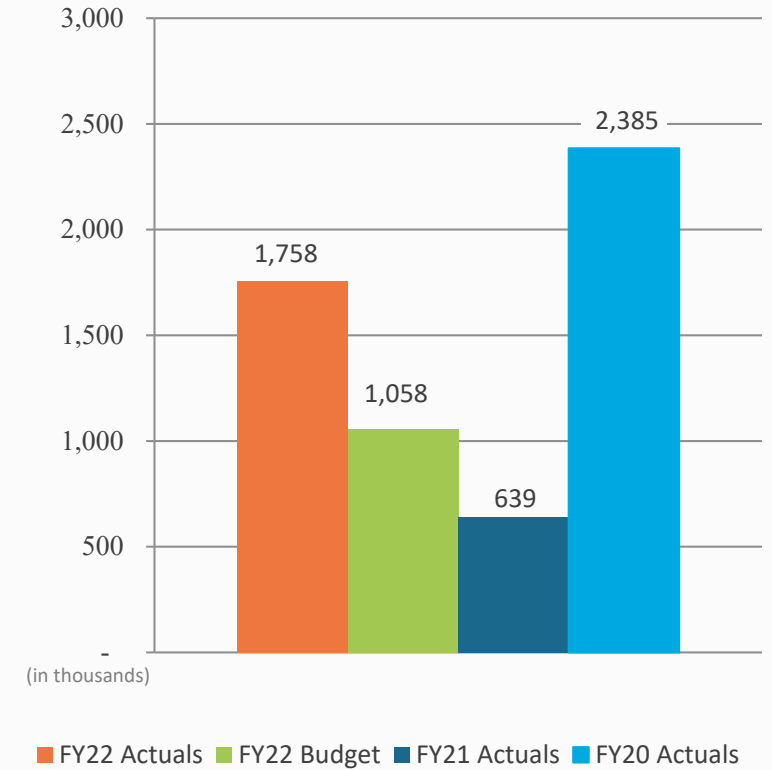
Enplanements

Thousands

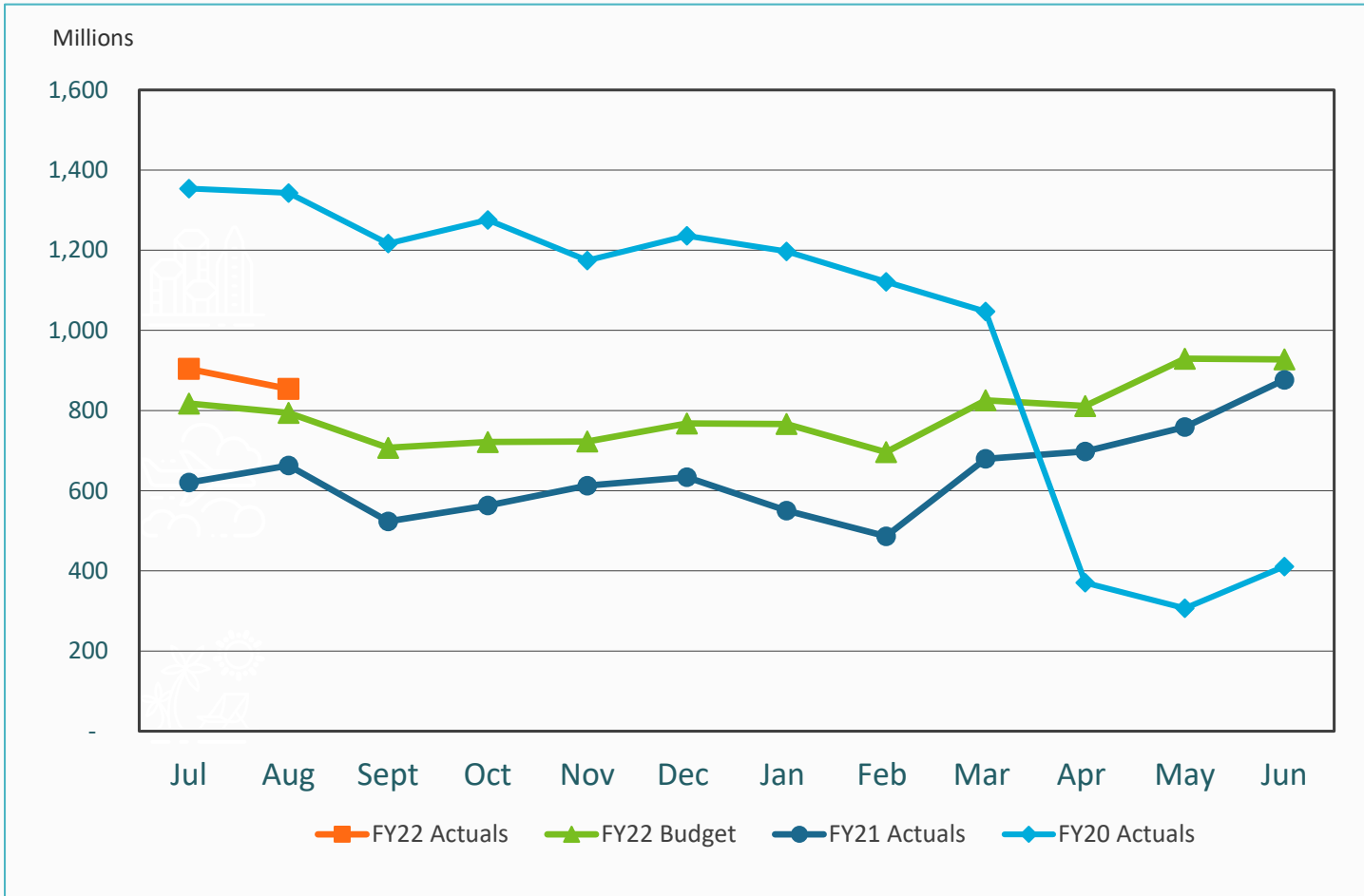


FY22 YTD Act Vs.
FY21 YTD Act
175.1%

FY22 YTD Act Vs.
FY22 YTD Budget
66.2%

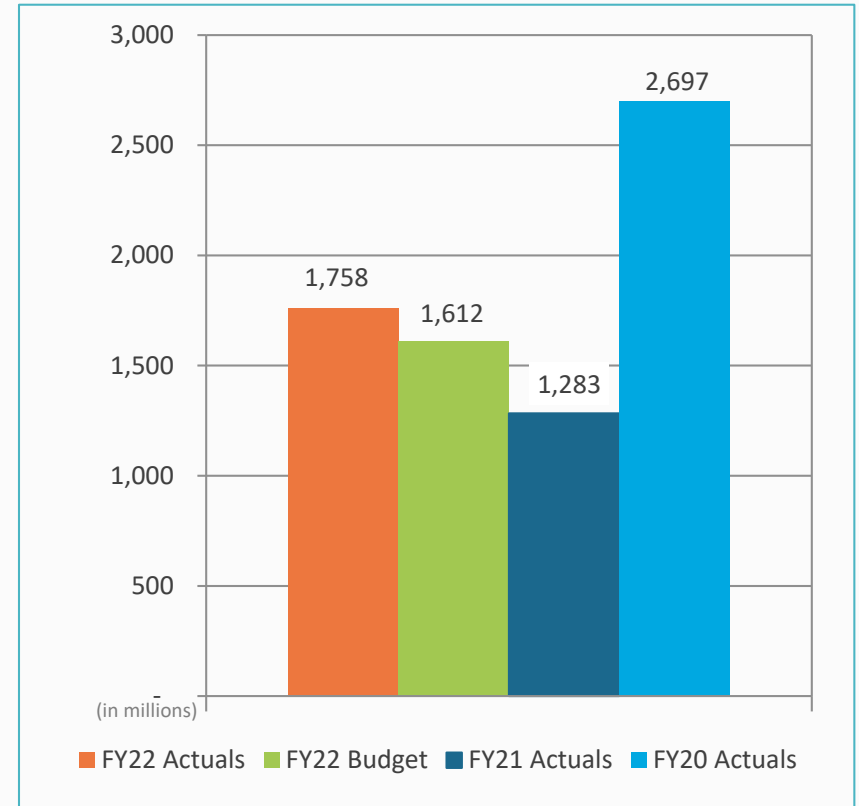


Landed Weights

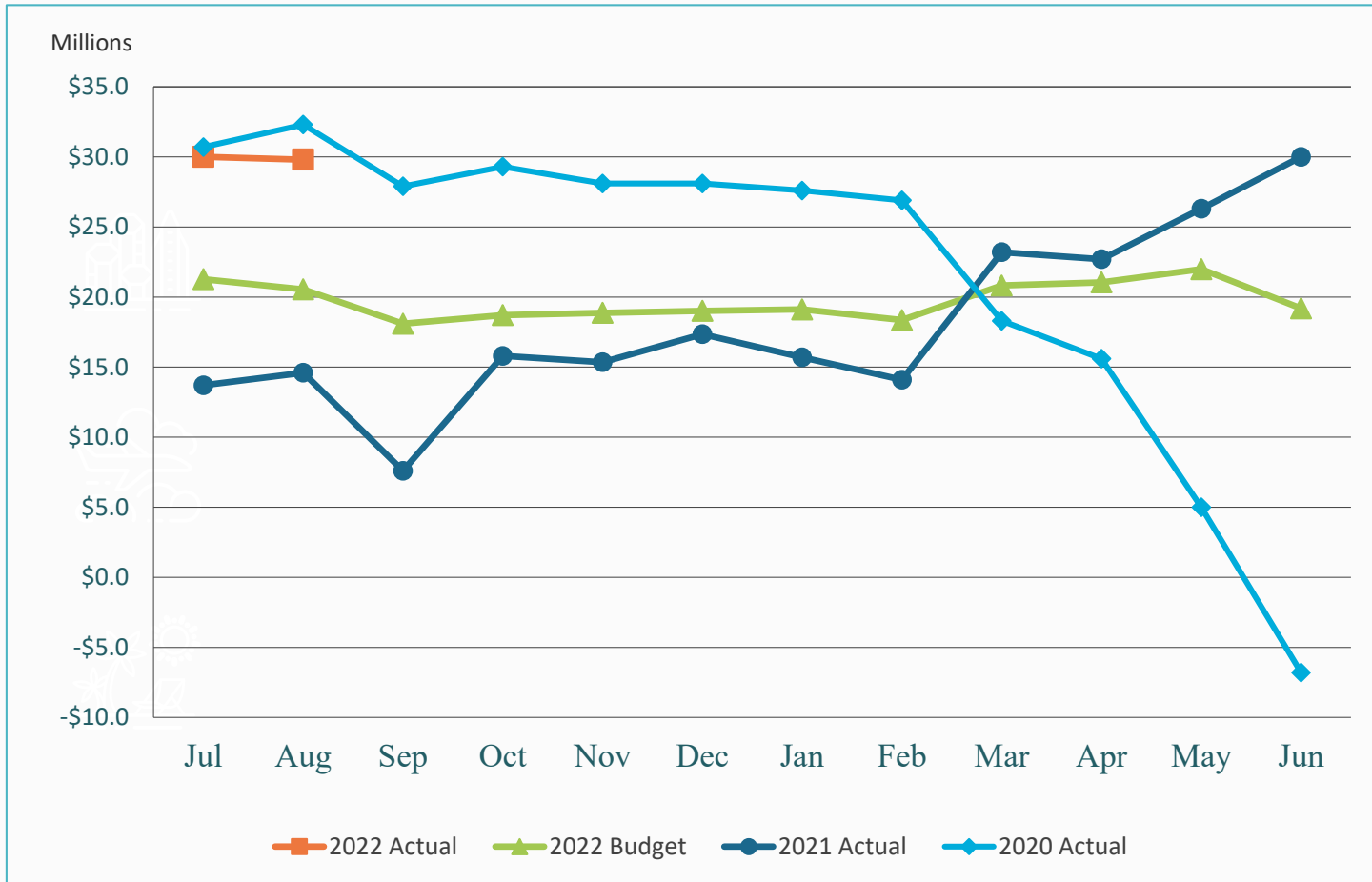


FY22 YTD Act Vs.
FY21 YTD Act
37.0%

FY22 YTD Act Vs.
FY22 YTD Budget
9.1%

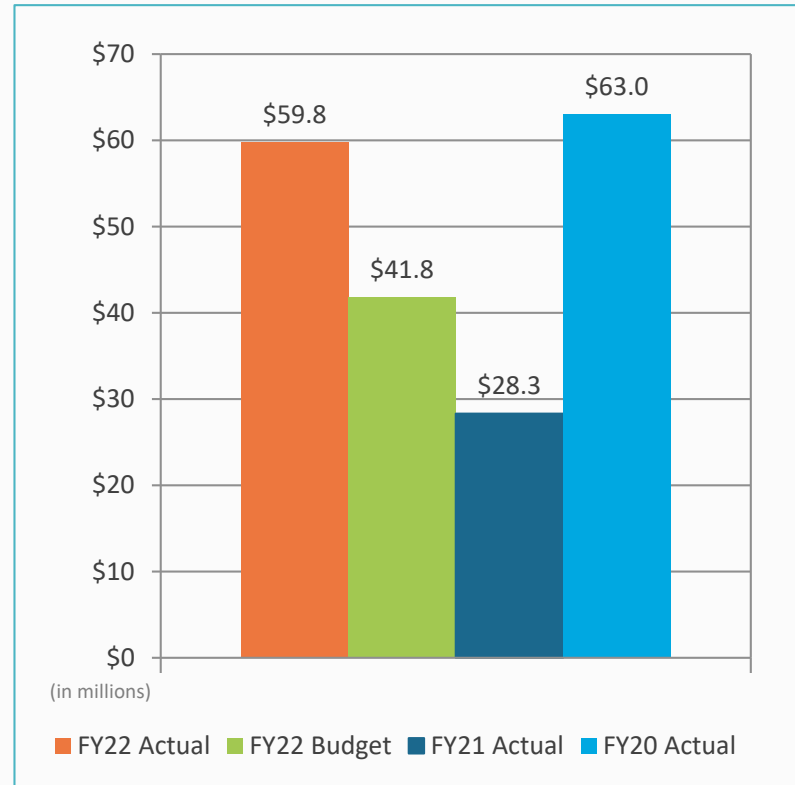


Total Operating Revenue (Unaudited)

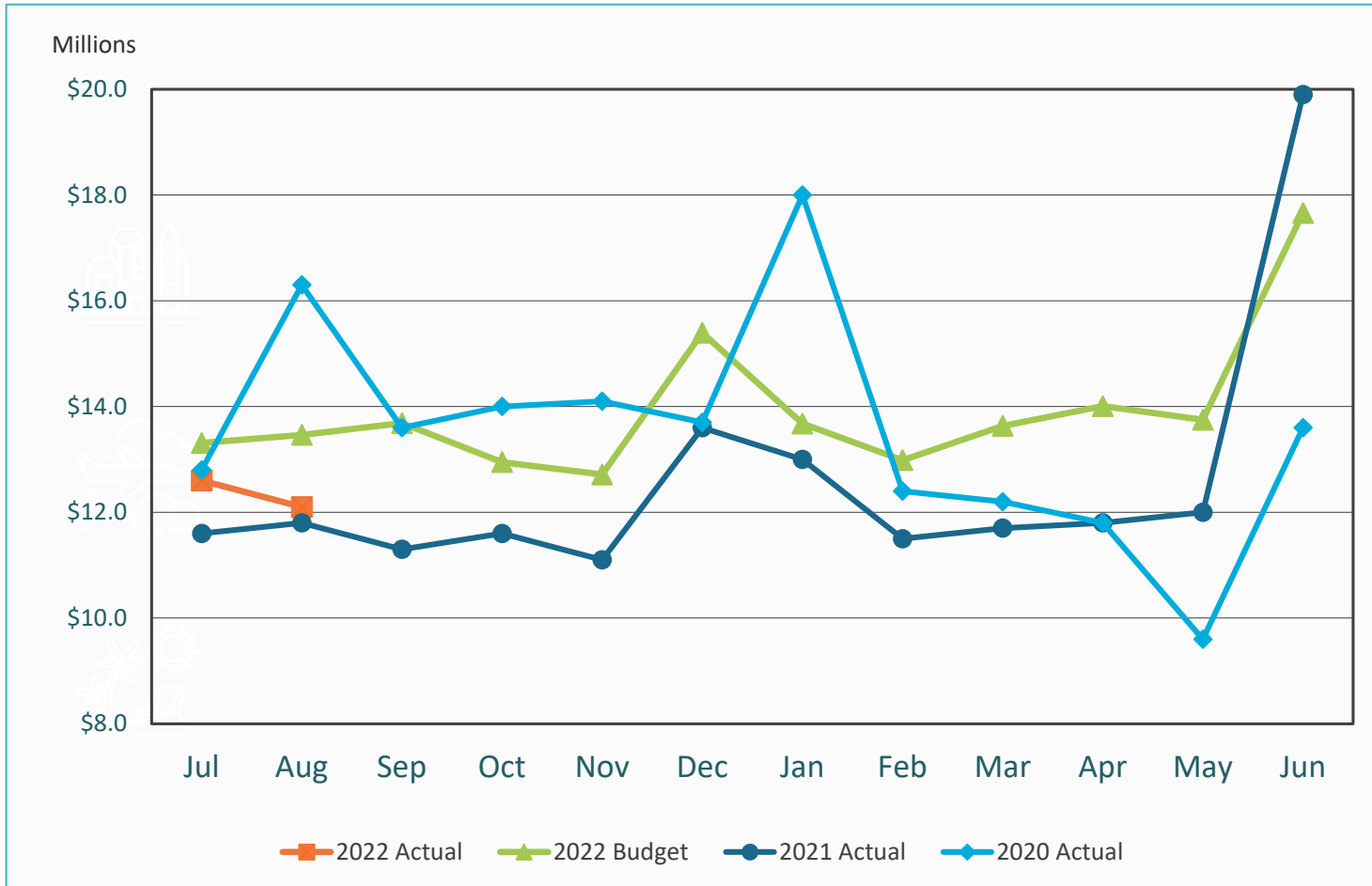


FY22 YTD Act Vs.
FY21 YTD Act
111.3%

FY22 YTD Act Vs.
FY22 YTD Budget
43.1%

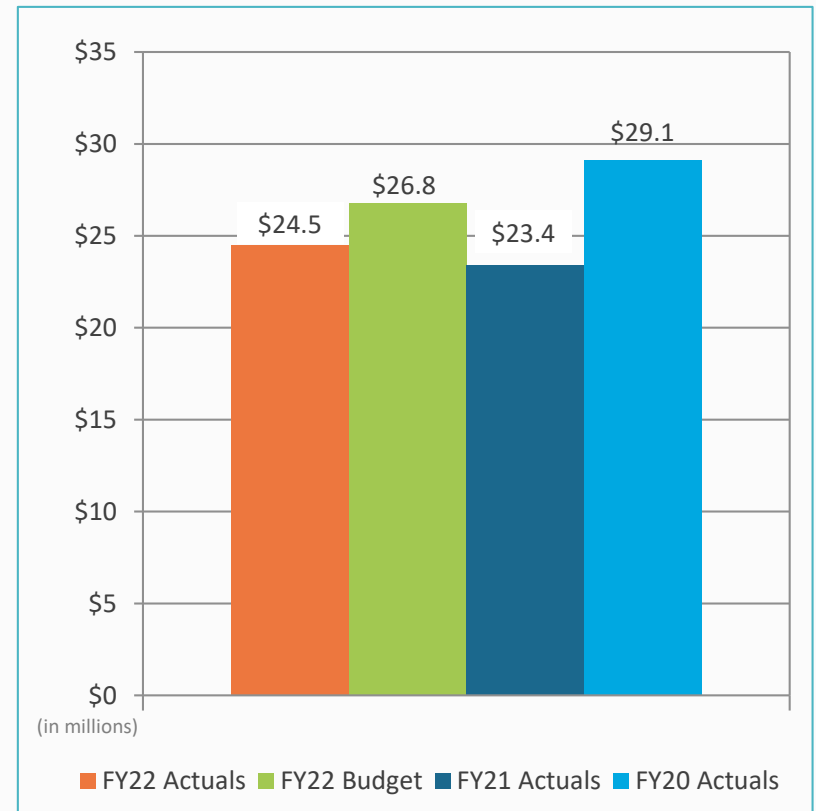


Total Operating Expenses (Unaudited)



FY22 YTD Act Vs.
FY21 YTD Act
-4.7%

FY22 YTD Act Vs.
FY22 YTD Budget
8.6%



Connecting the world safely

We're raising the bar to bring you a safe and clean travel experience. Here's how you can join us:



Practice social distancing:
Help out by spreading out

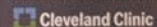



Wear face coverings:
See a United representative if you need one



Use the United app:
For a more touchless airport experience and up-to-date information

Learn more about our
United CleanPlus commitment at
[united.com/cleanplus](#)

Developed in conjunction with
 Cleveland Clinic

A STAR ALLIANCE MEMBER 

Revenue & Expense (Unaudited) For the Two Months Ended August 31, 2021 and 2020

Operating Revenues for the Two Months Ended August 31, 2021 (Unaudited)

(In thousands)	Budget	Actual	Variance Favorable (Unfavorable)	%	Prior Year
Aviation	\$ 25,910	\$ 34,023	\$ 8,113	31%	\$ 18,084
Terminal concessions	2,220	3,804	1,584	71%	1,255
Rental car	3,360	7,151	3,791	113%	1,706
Parking	4,289	7,651	3,362	78%	2,643
Other operating	6,043	7,192	1,149	19%	4,626
Total operating revenues	\$ 41,822	\$ 59,821	\$ 17,999	43%	\$ 28,314

Operating Expenses for the Two Months Ended August 31, 2021 (Unaudited)

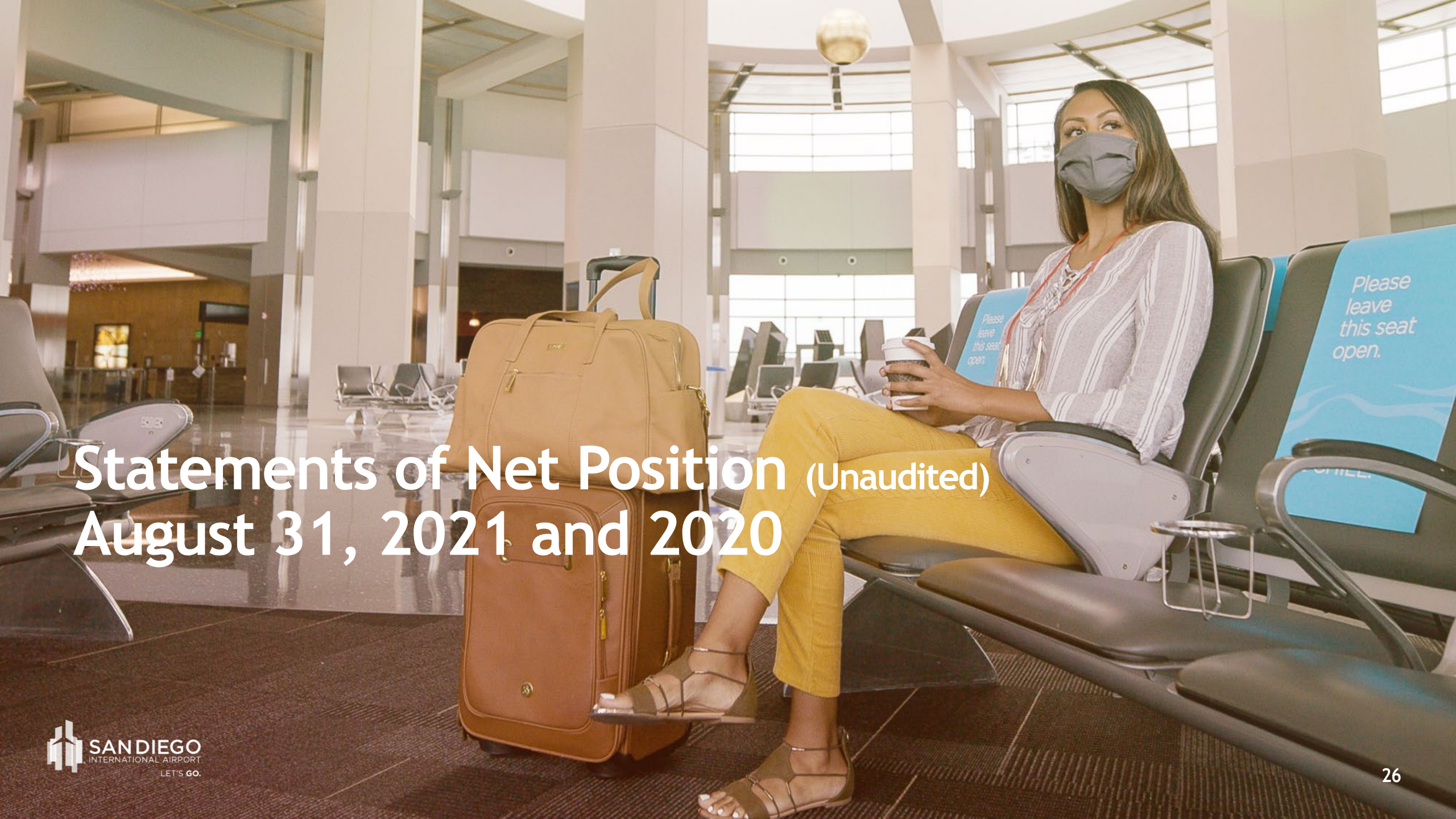
(In thousands)	Budget	Actual	Variance Favorable (Unfavorable)	% Change	Prior Year
Salaries and benefits	\$ 8,115	\$ 7,467	\$ 647	8%	\$ 8,048
Contractual services	5,036	4,267	769	15%	3,787
Safety and security	5,768	5,625	143	2%	5,581
Space rental	1,776	1,773	2	-	1,703
Utilities	2,731	2,591	140	5%	1,938
Maintenance	1,557	1,422	135	9%	1,313
Equipment and systems	24	32	(8)	(33)%	4
Materials and supplies	71	40	31	44%	51
Insurance	441	412	29	7%	351
Employee development and support	85	61	24	28%	45
Business development	241	137	104	43%	52
Equipment rental and repairs	929	666	263	28%	580
Total operating expenses	\$ 26,774	\$ 24,493	\$ 2,281	9%	\$ 23,453

Net Operating Income (Loss) Summary for the Two Months Ended August 31, 2021 (Unaudited)

(In thousands)	Budget	Actual	Variance Favorable (Unfavorable)	% Change	Prior Year
Total operating revenues	\$ 41,822	\$ 59,821	\$ 17,999	43%	\$ 28,314
Total operating expenses	26,774	24,493	2,281	9%	23,453
Income from operations	15,048	35,328	20,280	135%	4,861
Depreciation	22,403	22,403	-	-	21,456
Operating income (loss)	\$ (7,355)	\$ 12,925	\$ 20,280	276%	\$ (16,595)

Nonoperating Revenues & Expenses for the Two Months Ended August 31, 2021 (Unaudited)

(In thousands)	Budget	Actual	Variance Favorable (Unfavorable)	% Change	Prior Year
Passenger facility charges	\$ 3,456	\$ 6,378	\$ 2,922	85%	\$ 2,060
Customer facility charges (Rental Car Center)	3,428	5,302	1,874	55%	1,981
Federal Relief Grants	-	-	-	-	14,147
Quieter Home Program, net	(252)	(225)	27	11%	(340)
Interest income	2,011	1,781	(230)	(11)%	2,966
Interest expense (net)	(11,239)	(11,145)	94	1%	(11,327)
Other nonoperating revenue (expense)	-	(637)	(637)	-	(1,171)
Nonoperating revenue, net	(2,596)	1,454	4,050	156%	8,316
Change in net position before grant contributions	(9,951)	14,379	24,330	244%	(8,279)
Capital grant contributions	12	1,392	1,380	-	1,326
Change in net position	\$ (9,939)	15,771	\$ 25,710	259%	\$ (6,953)



Statements of Net Position (Unaudited) August 31, 2021 and 2020

Statements of Net Position (Unaudited)

As of August 31, 2021 and 2020 (In Thousands)

	2021	2020
Assets and Deferred Outflows of Resources		
Current assets	\$ 221,978	\$ 165,851
Cash designated for capital projects and other	44,289	60,659
Restricted assets	604,680	561,860
Capital assets, net	1,832,331	1,788,626
Other assets	171,098	258,837
Deferred outflows of resources	38,593	27,482
Total assets and deferred outflows of resources	\$ 2,912,969	\$ 2,863,315

Statements of Net Position (Unaudited)

As of August 31, 2021 and 2020 (In Thousands)

	<u>2021</u>	<u>2020</u>
Liabilities and Deferred Inflows of Resources		
Current liabilities	\$ 72,121	\$ 86,500
Liabilities payable from restricted assets	52,555	44,402
Long term liabilities	1,886,510	1,842,455
Deferred inflows of resources	6,992	11,847
Total liabilities and deferred inflows of resources	\$ 2,018,178	\$ 1,985,204
Total net position	\$ 894,791	\$ 878,111

Questions?



SAN DIEGO
INTERNATIONAL AIRPORT
LET'S **GO.**

Investment Report

Period Ending
August 31, 2021

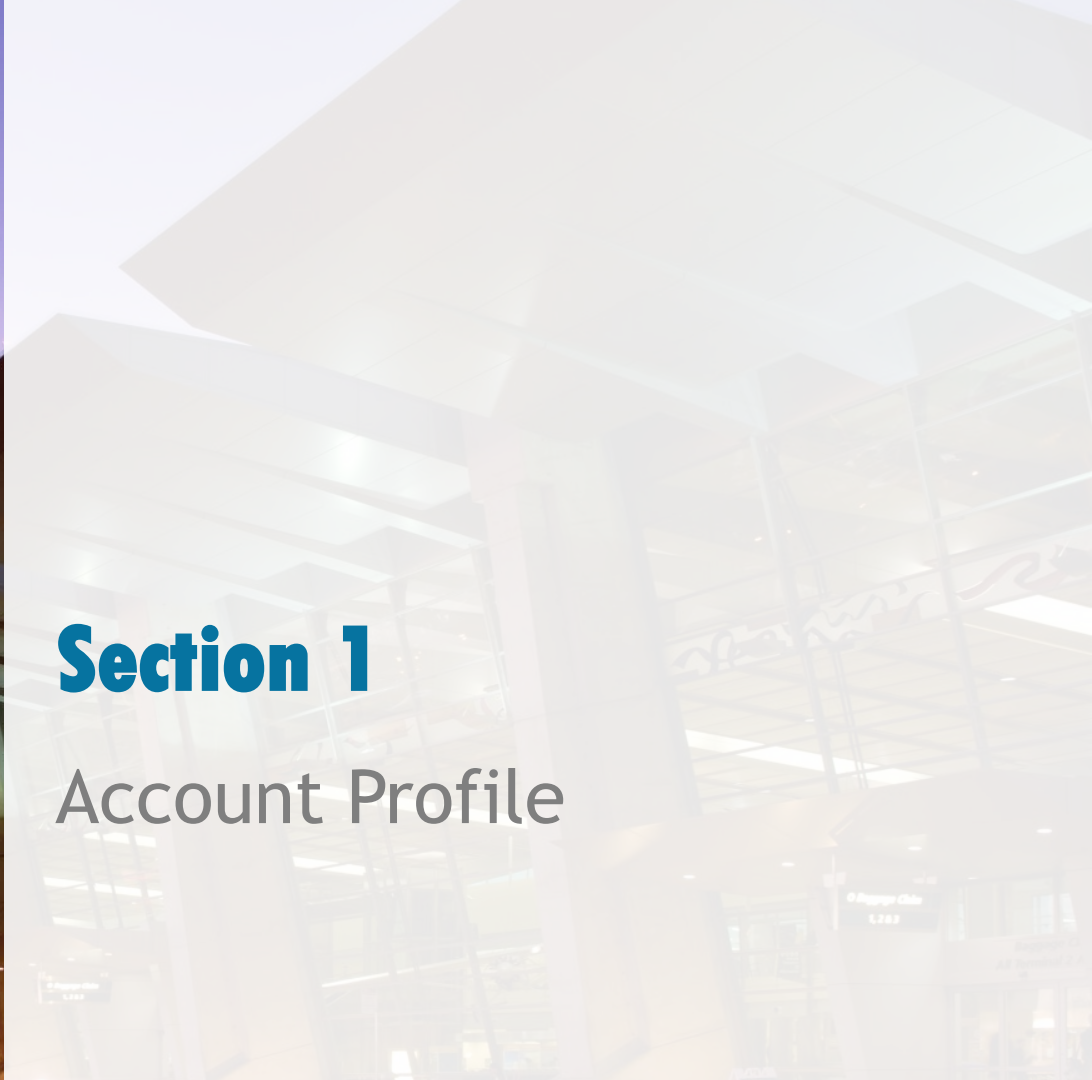
Presented by: Geoff Bryant
Manager Airport Finance

September 27, 2021



Section 1

Account Profile



Certification Page

This report is prepared for the San Diego County Regional Airport Authority (the “Authority”) in accordance with California Government Code Section 53646, which states that “the treasurer or chief fiscal officer may render a quarterly report to the chief executive officer, the internal auditor, and the legislative body of the local agency within 30 days following the end of the quarter covered by the report.”

The investment report was compiled in compliance with California Government Code 53646 and the Authority’s approved Investment Policy. All investment transactions made in the Authority’s portfolio during this period were made on behalf of the Authority. Sufficient liquidity and anticipated revenue are available to meet expenditure requirements for the next six months.



Scott Brickner, C.P.A.
Vice President, Chief Financial Officer
San Diego County Regional Airport Authority

Objectives

Investment Objectives

The San Diego County Regional Airport Authority's investment objectives, in order of priority, are to provide safety to ensure the preservation of capital in the overall portfolio, provide sufficient liquidity for cash needs and a market rate of return consistent with the investment program. In order to achieve these objectives, the portfolio invests in high quality fixed income securities consistent with the investment policy and California Government Code.

Portfolio Characteristics

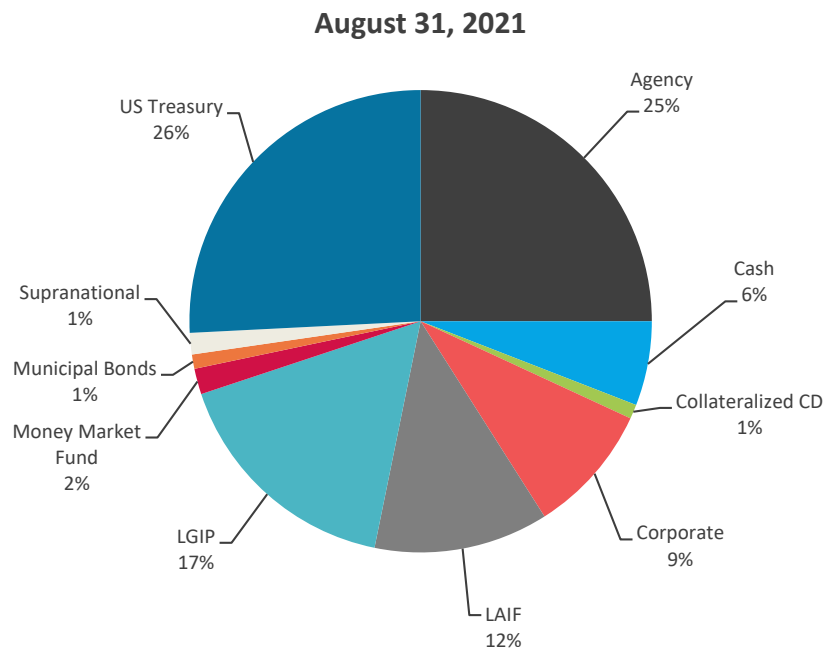
SDCRAA Consolidated

	8/31/2021	7/31/2021	Change
	Portfolio	Portfolio	Portfolio
Average Maturity (yrs)	1.10	0.99	0.11
Average Purchase Yield	1.34%	1.36%	(0.02%)
Average Market Yield	0.30%	0.28%	0.02%
Average Quality*	AA+/Aa1	AA+/Aa1	
Unrealized Gains/Losses	7,164,732	7,584,505	(419,773)
Total Market Value	517,946,519	516,457,021	1,489,498

*Portfolio is S&P and Moody's, respectively.

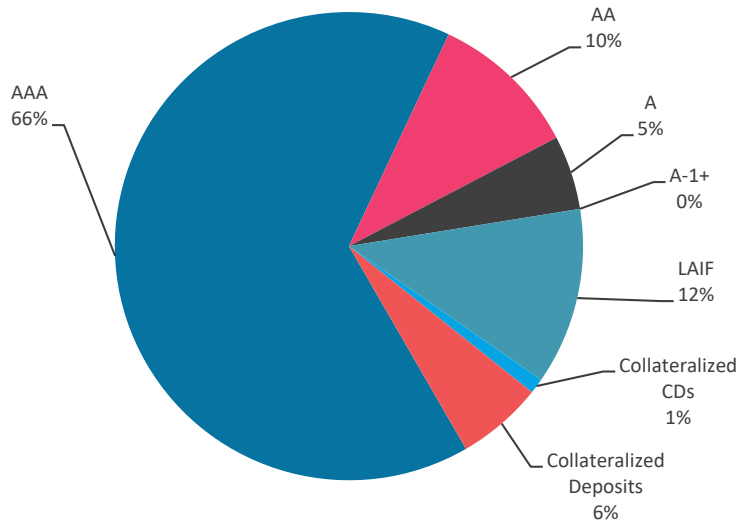
Sector Distribution

	August 31, 2021		July 31, 2021	
	Total Market Value	% of Portfolio	Total Market Value	% of Portfolio
Agency	129,685,207	25.0%	129,812,132	25.1%
Cash	30,796,397	5.9%	40,586,987	7.9%
Collateralized CD	5,413,439	1.0%	5,413,351	1.0%
Corporate	47,184,213	9.1%	46,371,342	9.0%
LAIF	63,305,341	12.2%	63,293,517	12.3%
LGIP	86,246,003	16.7%	75,014,902	14.5%
Money Market Fund	9,154,607	1.8%	16,114,859	3.1%
Municipal Bonds	5,198,367	1.0%	5,246,542	1.0%
Supranational	7,577,896	1.5%	7,577,193	1.5%
US Treasury	133,385,050	25.8%	127,026,195	24.6%
TOTAL	517,946,519	100.0%	516,457,021	100.0%



Quality & Maturity Distribution

August 31, 2021

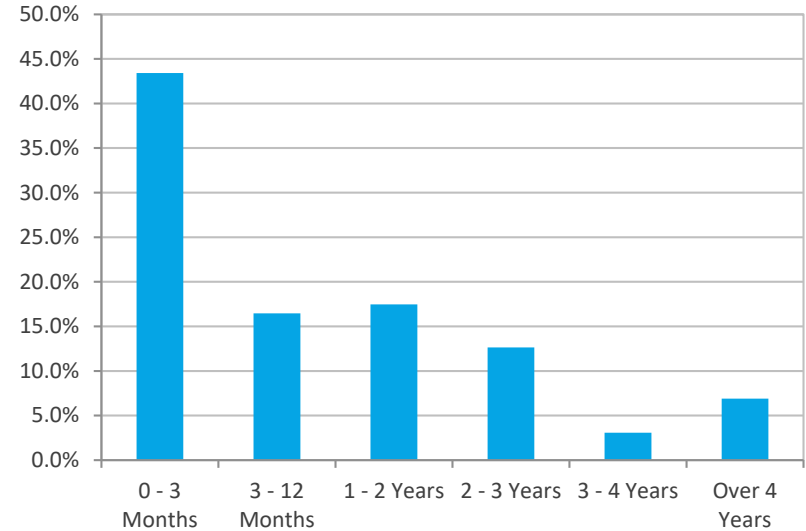


Notes:

Security ratings are based on the highest rating provided by Moody's, S&P and Fitch and is presented using the S&P ratings scale.

(1) Includes investments that have split ratings between S&P, Moody's and Fitch.

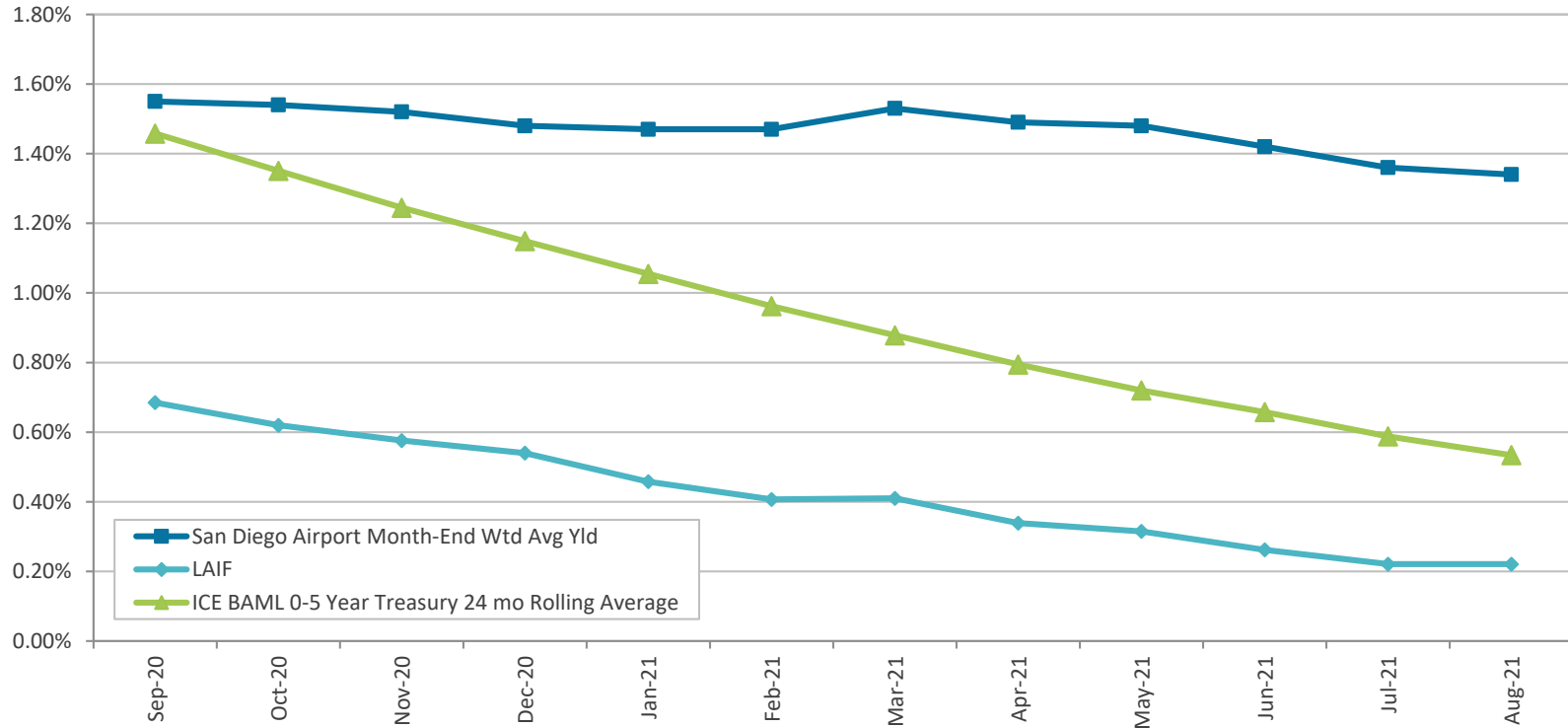
August 31, 2021



Notes:

(1) The 0-3 category includes investments held in LAIF, CalTrust, and the San Diego County Investment Pool.

Investment Performance





Section 2

Bond Proceeds

Bond and Short-Term Debt Proceeds

Summary of Short-Term Debt and 2013, 2014, 2017, 2019 & 2020 Bond Proceeds ⁽¹⁾

As of August 31, 2021

(in thousands)

	2014 Special Facility Revenue Bond	2013, 2017, 2019 & 2020 General Airport Revenue Bonds	2021 Bank of America Revolver	Total Proceeds	Yield	Rating
Project Fund						
LAIF	-	90,066	-	90,066	0.22%	N/R
SDCIP	-	88,652	-	88,652	0.74%	AAAf
Money Market Fund	-	16,397	80,100	96,497	0.03%	AAAm
	-	195,115	80,100	275,215	0.32%	
Debt Service Reserve & Coverage Funds						
SDCIP	29,170	74,199	-	103,369	0.74%	AAAf
LAIF	-	34,093	-	34,093	0.22%	N/R
	29,170	108,292	-	137,462	0.67%	
Capitalized Interest Funds						
SDCIP	-	4,174	-	4,174	0.74%	AAAf
	-	4,174	-	4,174	0.74%	
TOTAL	29,170	307,574	80,100	416,844	0.44%	

(1) Proceeds are not included in deposit limits as applied to operating funds. SDCIP Yield as of July 31, 2021.

A low-angle photograph of a modern airport terminal building. The building features a complex, multi-tiered structure with large concrete overhangs and glass facades. The sky is bright and clear. A teal-colored overlay with a geometric pattern is positioned on the left side of the image, containing the text "Questions?".

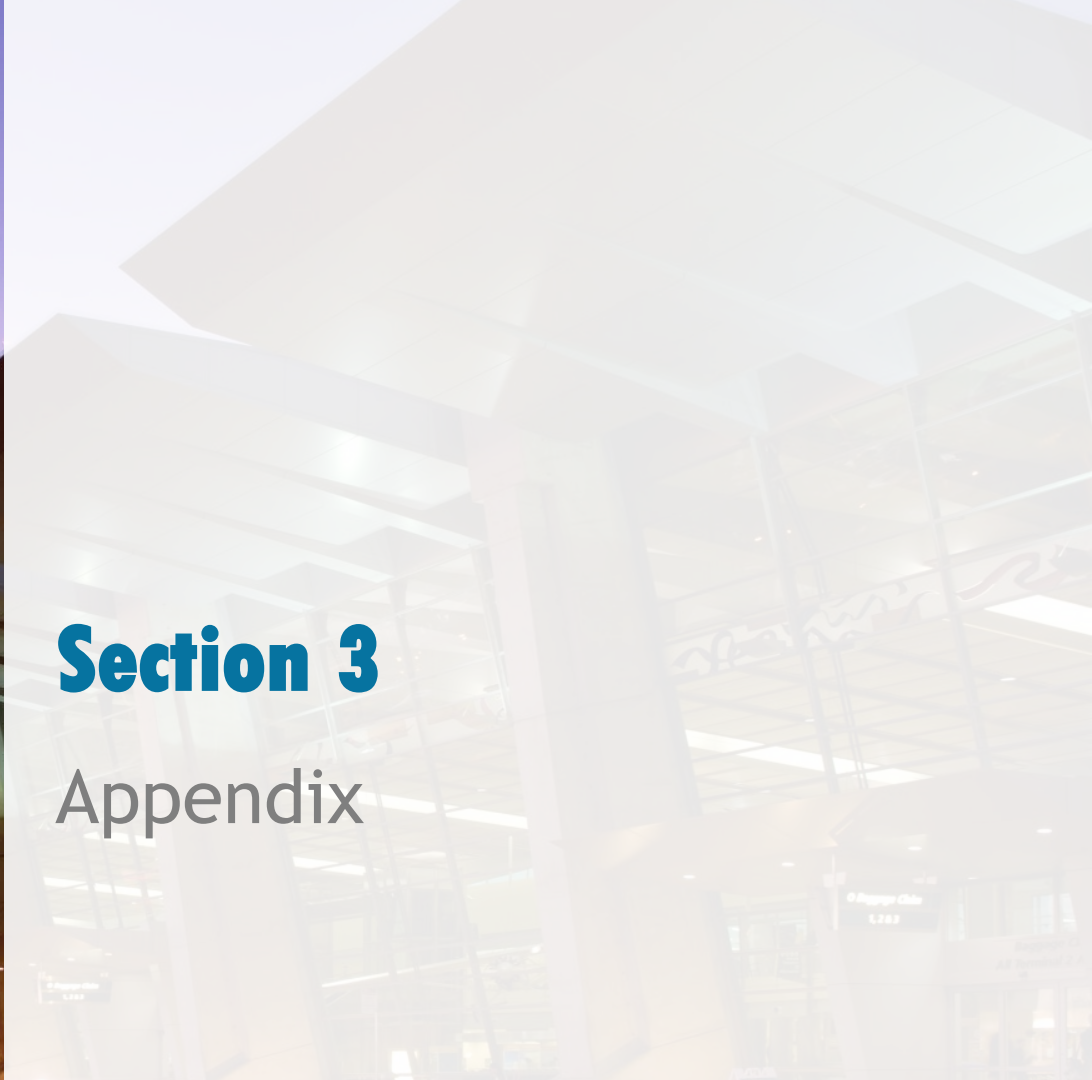
Questions?

● Ticketing
U S Airways



Section 3

Appendix



Compliance

August 31, 2021

This portfolio is a consolidation of assets managed by Chandler Asset Management and assets managed internally by SDCRAA. Chandler relies on SDCRAA to provide accurate information for reporting assets and producing this compliance statement.

Category	Standard	Comment
Treasury Issues	No Limit	Complies
Agency Issues	No Limit	Complies
Supranationals	"AA" rated or better by a Nationally Recognized Statistical Rating Organization ("NRSRO"); 30% maximum; 10% max per issuer; U.S. dollar denominated senior unsecured unsubordinated obligations issued or unconditionally guaranteed by the International Bank for Reconstruction and Development ("IBRD"), the International Finance Corporation ("IFC") or the Inter-American Development Bank ("IADB")	Complies
Municipal Issues	"A" rated or better by a NRSRO; 20% maximum; 5% max per issuer	Complies
Banker's Acceptances	"A-1" rated or equivalent or highest category by a NRSRO; 40% maximum; 5% max per bank; 180 days max maturity	Complies
Commercial Paper	"A-1" rated or equivalent by a NRSRO; or "A" rated issuer or equivalent by a NRSRO, if any long-term debt; 25% maximum; 5% max per issuer (combined with any other securities from that issuer); 270 days max maturity; Entity organized and operating in the U.S. as a general corporation and has total assets >\$500 million; or Entity is organized within the U.S. as a special purpose corporation, trust, or limited liability company and has credit enhancements including, but not limited to, over collateralization, letters of credit, or surety bond.	Complies
Negotiable Certificates of Deposit ("NCD")	"A" rated issuer or better by a NRSRO; 30% maximum; 5% max per issuer (combined with any other securities from that issuer); Issued by nationally or state-chartered bank, a state or federal savings institution or by a federally licensed or state licensed branch of a foreign bank.	Complies
Time Deposits/Certificates of Deposit/ Bank Deposit	Bank Deposits, including, demand deposit accounts, savings accounts, market rate accounts, and time certificates of deposits ("TCD") in financial institutions located in California. 20% maximum; 5% max per TCD issuer in excess of FDIC limit (combined with other securities from that issuer); 3 years max maturity; Financial institutions with net worth of \$10 million and total assets of \$50 million; Deposits in each bank limited to 5% max of the total assets of bank; To be eligible to receive Authority deposits, financial institution must have received a minimum overall satisfactory rating, under the Community Reinvestment Act, for meeting the credit needs of California Communities; Bank Deposits are required to be collateralized as specified by Cal. Gov. Code §53630 et seq.; Collateralization may be waived for any portion that is covered by FDIC	Complies
Medium Term Notes	"A" rated or better by a NRSRO; 20% maximum; 5% max per issuer (combined with any other securities from that issuer); Issued by corporations organized and operating within the U.S. or by depository institutions licensed by the U.S.	Complies
Money Market Funds	Highest rating or "AAA" rated by two NRSROs; or SEC registered investment adviser with assets under management in excess of \$500 million and experience greater than 5 years; 20% maximum; 10% per fund; 5% max of total fund balance	Complies
Repurchase Agreements	"A" rated or better by a NRSRO; 1 year max maturity; U.S. Treasury or Federal Agency collateral only	Complies
Local Agency Investment Fund (LAIF)	Max program limit for LAIF; Pursuant to California Gov. Code Section 16429.1	Complies
San Diego County Investment Pool (SDCIP)	Max program limit for LAIF	Complies
Local Government Investment Pool (LGIP)	Max program limit for LAIF	Complies
Prohibited	Inverse floaters, Range notes, Interest-only strips from mortgaged backed securities; Common stocks; Zero interest accrual securities	Complies
Average Maturity	3 years	Complies
Maximum maturity	5 years	Complies

Holdings Report

SDCRAA Consolidated - Account #10566

For the Month Ending August 31, 2021

CUSIP	Security Description	Par Value/Units	Purchase Date Book Yield	Book Value	Mkt Price Mkt YTM	Market Value Accrued Int.	% of Port. Gain/Loss	Moody/S&P Fitch	Maturity Duration
Agency									
313378JP7	FHLB Note 2.375% Due 09/10/2021	7,500,000.00	08/27/2019 1.57%	7,620,375.00	100.06 0.04%	7,504,372.50 84,609.38	1.47% (116,002.50)	Aaa / AA+ AAA	0.03 0.03
3130AF5B9	FHLB Note 3.000% Due 10/12/2021	4,500,000.00	10/22/2018 3.05%	4,493,385.00	100.34 0.04%	4,515,151.50 52,125.00	0.88% 21,766.50	Aaa / AA+ NR	0.12 0.11
313376C94	FHLB Note 2.625% Due 12/10/2021	5,000,000.00	01/28/2020 1.52%	5,101,350.00	100.71 0.05%	5,035,450.00 29,531.25	0.98% (65,900.00)	Aaa / AA+ AAA	0.28 0.27
3133ELHR8	FFCB Note 1.600% Due 01/21/2022	7,500,000.00	02/03/2020 1.41%	7,527,300.00	100.59 0.09%	7,544,167.50 13,333.33	1.46% 16,867.50	Aaa / AA+ AAA	0.39 0.39
3130AEBM1	FHLB Note 2.750% Due 06/10/2022	7,150,000.00	Various 2.82%	7,131,662.00	102.07 0.08%	7,297,733.30 44,240.63	1.42% 166,071.30	Aaa / AA+ NR	0.78 0.77
3135G0W33	FNMA Note 1.375% Due 09/06/2022	5,000,000.00	09/06/2019 1.55%	4,974,800.00	101.33 0.07%	5,066,290.00 33,420.14	0.98% 91,490.00	Aaa / AA+ AAA	1.02 1.00
313383WD9	FHLB Note 3.125% Due 09/09/2022	4,000,000.00	09/27/2018 3.00%	4,019,040.00	103.07 0.11%	4,122,976.00 59,722.22	0.81% 103,936.00	Aaa / AA+ AAA	1.02 1.00
3135G0T78	FNMA Note 2.000% Due 10/05/2022	7,500,000.00	03/02/2020 0.86%	7,717,875.00	102.05 0.12%	7,653,810.00 60,833.33	1.49% (64,065.00)	Aaa / AA+ AAA	1.10 1.08
3130A3KM5	FHLB Note 2.500% Due 12/09/2022	6,000,000.00	08/16/2018 2.81%	5,924,640.00	103.04 0.11%	6,182,220.00 34,166.67	1.20% 257,580.00	Aaa / AA+ NR	1.27 1.25
313383QR5	FHLB Note 3.250% Due 06/09/2023	4,900,000.00	09/11/2018 2.97%	4,959,045.00	105.40 0.20%	5,164,526.50 36,273.61	1.00% 205,481.50	Aaa / AA+ NR	1.77 1.72
3133EJUS6	FFCB Note 2.875% Due 07/17/2023	6,000,000.00	02/07/2019 2.56%	6,078,480.00	104.99 0.21%	6,299,334.00 21,083.33	1.22% 220,854.00	Aaa / AA+ AAA	1.88 1.84

Holdings Report

SDCRAA Consolidated - Account #10566

For the Month Ending August 31, 2021

CUSIP	Security Description	Par Value/Units	Purchase Date Book Yield	Book Value	Mkt Price Mkt YTM	Market Value Accrued Int.	% of Port. Gain/Loss	Moody/S&P Fitch	Maturity Duration
3133EKZK5	FFCB Note 1.600% Due 08/14/2023	7,000,000.00	08/19/2019 1.55%	7,012,460.00	102.64 0.24%	7,184,898.00 5,288.89	1.39% 172,438.00	Aaa / AA+ AAA	1.95 1.93
313383YJ4	FHLB Note 3.375% Due 09/08/2023	7,000,000.00	Various 2.65%	7,219,535.00	106.30 0.25%	7,440,860.00 113,531.25	1.46% 221,325.00	Aaa / AA+ NR	2.02 1.94
3130A0F70	FHLB Note 3.375% Due 12/08/2023	6,850,000.00	Various 2.75%	7,045,064.00	107.00 0.28%	7,329,657.55 53,301.56	1.43% 284,593.55	Aaa / AA+ AAA	2.27 2.19
3130AB3H7	FHLB Note 2.375% Due 03/08/2024	6,800,000.00	Various 2.36%	6,805,744.00	105.34 0.25%	7,163,310.40 77,609.72	1.40% 357,566.40	Aaa / AA+ NR	2.52 2.43
3133EKNX0	FFCB Note 2.160% Due 06/03/2024	5,000,000.00	07/19/2019 1.89%	5,062,250.00	104.87 0.38%	5,243,400.00 26,400.00	1.02% 181,150.00	Aaa / AA+ AAA	2.76 2.67
3130A1XJ2	FHLB Note 2.875% Due 06/14/2024	8,000,000.00	06/12/2019 2.00%	8,331,920.00	106.83 0.41%	8,546,304.00 49,194.44	1.66% 214,384.00	Aaa / AA+ NR	2.79 2.68
3135G0V75	FNMA Note 1.750% Due 07/02/2024	7,350,000.00	07/19/2019 1.87%	7,310,236.50	103.84 0.39%	7,632,107.70 21,080.21	1.48% 321,871.20	Aaa / AA+ AAA	2.84 2.77
3135G0W66	FNMA Note 1.625% Due 10/15/2024	5,000,000.00	12/03/2019 1.64%	4,997,100.00	103.69 0.43%	5,184,480.00 30,694.44	1.01% 187,380.00	Aaa / AA+ AAA	3.13 3.03
3137EAEPO	FHLMC Note 1.500% Due 02/12/2025	6,500,000.00	03/04/2020 0.85%	6,703,710.00	103.42 0.50%	6,722,573.00 5,145.83	1.30% 18,863.00	Aaa / AA+ AAA	3.45 3.36
TOTAL Agency		124,550,000.00	2.04%	126,035,971.50	0.22%	128,833,621.95 851,585.23	25.04% 2,797,650.45	Aaa / AA+ Aaa	1.71 1.66

Holdings Report

SDCRAA Consolidated - Account #10566

For the Month Ending August 31, 2021

CUSIP	Security Description	Par Value/Units	Purchase Date Book Yield	Book Value	Mkt Price Mkt YTM	Market Value Accrued Int.	% of Port. Gain/Loss	Moody/S&P Fitch	Maturity Duration
Cash									
PP2118\$00	U.S. Bank Checking Account	56,548.65	Various 0.00%	56,548.65	1.00 0.00%	56,548.65 0.00	0.01% 0.00	NR / NR NR	0.00 0.00
PP2118\$12	U.S. Bank Checking Account	35,272.71	Various 0.00%	35,272.71	1.00 0.00%	35,272.71 0.00	0.01% 0.00	NR / NR NR	0.00 0.00
PP2118V\$7	EastWest Bank Deposit Account	11,264,760.14	Various 0.15%	11,264,760.14	1.00 0.15%	11,264,760.14 0.00	2.17% 0.00	NR / NR NR	0.00 0.00
PP2118V\$8	EastWest Bank Deposit Account	109,053.82	Various 0.20%	109,053.82	1.00 0.20%	109,053.82 0.00	0.02% 0.00	NR / NR NR	0.00 0.00
PP2118V\$9	U.S. Bank Checking Account	19,330,761.49	Various 0.00%	19,330,761.49	1.00 0.00%	19,330,761.49 0.00	3.73% 0.00	NR / NR NR	0.00 0.00
TOTAL Cash		30,796,396.81	0.06%	30,796,396.81	0.06%	30,796,396.81 0.00	5.95% 0.00	NR / NR NR	0.00 0.00
Collateralized CD									
PP2118\$04	EastWest Bank Collateralized CD 1.800% Due 10/24/2021	5,444,026.08	Various 2.08%	5,411,261.47	83.50 2.09%	5,411,261.47 2,177.58	1.05% 0.00	NR / NR NR	0.15 0.14
TOTAL Collateralized CD		5,444,026.08	2.08%	5,411,261.47	2.09%	5,411,261.47 2,177.58	1.05% 0.00	NR / NR NR	0.15 0.14

Holdings Report

SDCRAA Consolidated - Account #10566

For the Month Ending August 31, 2021

CUSIP	Security Description	Par Value/Units	Purchase Date Book Yield	Book Value	Mkt Price Mkt YTM	Market Value Accrued Int.	% of Port. Gain/Loss	Moody/S&P Fitch	Maturity Duration
Corporate									
69353REY0	PNC Bank Callable Note Cont 11/09/2021 2.550% Due 12/09/2021	2,000,000.00	07/13/2018 3.28%	1,953,160.00	100.45 0.18%	2,008,944.00 11,616.67	0.39% 55,784.00	A2 / A A+	0.27 0.19
459200JQ5	IBM Corp Note 2.500% Due 01/27/2022	2,000,000.00	08/16/2018 3.12%	1,960,160.20	100.93 0.21%	2,018,520.00 4,722.22	0.39% 58,359.80	A2 / A- NR	0.41 0.41
037833AY6	Apple Inc Note 2.150% Due 02/09/2022	4,000,000.00	09/15/2017 2.10%	4,008,680.00	100.86 0.19%	4,034,452.00 5,255.56	0.78% 25,772.00	Aa1 / AA+ NR	0.44 0.44
74005PBA1	Praxair Callable Note Cont 11/15/2021 2.450% Due 02/15/2022	1,000,000.00	06/11/2018 3.18%	974,800.00	100.46 0.19%	1,004,643.00 1,088.89	0.19% 29,843.00	A2 / A NR	0.46 0.21
69353RFB9	PNC Bank Callable Note Cont 1/18/2022 2.625% Due 02/17/2022	2,000,000.00	06/11/2018 3.35%	1,950,240.00	100.94 0.14%	2,018,746.00 2,041.67	0.39% 68,506.00	A2 / A A+	0.47 0.38
00440EAU1	Chubb INA Holdings Inc Callable Note Cont 9/3/2022 2.875% Due 11/03/2022	2,000,000.00	09/27/2018 3.47%	1,955,180.00	102.63 0.25%	2,052,660.00 18,847.22	0.40% 97,480.00	A3 / A A	1.18 0.99
24422EUA5	John Deere Capital Corp Note 2.700% Due 01/06/2023	3,500,000.00	Various 3.22%	3,422,355.00	103.29 0.25%	3,615,094.00 14,437.50	0.70% 192,739.00	A2 / A A	1.35 1.33
89236TEL5	Toyota Motor Credit Corp Note 2.700% Due 01/11/2023	2,000,000.00	07/13/2018 3.34%	1,946,860.00	103.28 0.28%	2,065,644.00 7,500.00	0.40% 118,784.00	A1 / A+ A+	1.36 1.34
084670BR8	Berkshire Hathaway Callable Note Cont 1/15/2023 2.750% Due 03/15/2023	2,000,000.00	07/13/2018 3.20%	1,961,020.00	103.41 0.26%	2,068,206.00 25,361.11	0.40% 107,186.00	Aa2 / AA A+	1.54 1.34
037833AK6	Apple Inc Note 2.400% Due 05/03/2023	2,000,000.00	07/19/2019 2.13%	2,019,760.00	103.56 0.26%	2,071,274.00 15,733.33	0.40% 51,514.00	Aa1 / AA+ NR	1.67 1.64
58933YAF2	Merck & Co Note 2.800% Due 05/18/2023	3,000,000.00	07/22/2019 2.11%	3,075,480.00	104.15 0.37%	3,124,581.00 24,033.33	0.61% 49,101.00	A1 / A+ A+	1.71 1.67

Holdings Report

SDCRAA Consolidated - Account #10566

For the Month Ending August 31, 2021

CUSIP	Security Description	Par Value/Units	Purchase Date Book Yield	Book Value	Mkt Price Mkt YTM	Market Value Accrued Int.	% of Port. Gain/Loss	Moody/S&P Fitch	Maturity Duration
931142EK5	Wal-Mart Stores Callable Note Cont 5/26/2023 3.400% Due 06/26/2023	2,000,000.00	09/27/2018 3.31%	2,008,020.00	105.51 0.22%	2,110,122.00 12,277.78	0.41% 102,102.00	Aa2 / AA AA	1.82 1.69
06406FAD5	Bank of NY Mellon Corp Callable Note Cont 6/16/2023 2.200% Due 08/16/2023	4,000,000.00	Various 2.22%	3,996,200.00	103.43 0.28%	4,137,296.00 3,666.66	0.80% 141,096.00	A1 / A AA-	1.96 1.77
857477AM5	State Street Bank Note 3.700% Due 11/20/2023	2,000,000.00	08/19/2019 2.06%	2,132,940.00	107.53 0.29%	2,150,610.00 20,761.11	0.42% 17,670.00	A1 / A AA-	2.22 2.13
89236TFS9	Toyota Motor Credit Corp Note 3.350% Due 01/08/2024	2,000,000.00	02/07/2019 3.07%	2,025,380.00	106.57 0.53%	2,131,490.00 9,863.89	0.41% 106,110.00	A1 / A+ A+	2.36 2.27
91159HHV5	US Bancorp Callable Note Cont 1/5/2024 3.375% Due 02/05/2024	2,000,000.00	02/07/2019 3.19%	2,017,220.00	106.75 0.48%	2,134,982.00 4,875.00	0.41% 117,762.00	A2 / A+ A+	2.43 2.27
438516BW5	Honeywell Intl Callable Note Cont 7/15/2024 2.300% Due 08/15/2024	4,000,000.00	12/03/2019 1.96%	4,059,840.00	105.31 0.44%	4,212,404.00 4,088.89	0.81% 152,564.00	A2 / A A	2.96 2.79
78015K7H1	Royal Bank of Canada Note 1.150% Due 06/10/2025	4,000,000.00	08/13/2021 1.03%	4,017,160.00	100.70 0.96%	4,028,024.00 10,350.00	0.78% 10,864.00	A2 / A AA-	3.78 3.68
TOTAL Corporate		45,500,000.00	2.56%	45,484,455.20	0.35%	46,987,692.00 196,520.83	9.11% 1,503,236.80	A1 / A+ A+	1.73 1.63
LAIF									
90LAIF\$00	Local Agency Investment Fund State Pool	63,281,701.27	Various 0.22%	63,281,701.27	1.00 0.22%	63,281,701.27 23,639.39	12.22% 0.00	NR / NR NR	0.00 0.00
TOTAL LAIF		63,281,701.27	0.22%	63,281,701.27	0.22%	63,281,701.27 23,639.39	12.22% 0.00	NR / NR NR	0.00 0.00

Holdings Report

SDCRAA Consolidated - Account #10566

For the Month Ending August 31, 2021

CUSIP	Security Description	Par Value/Units	Purchase Date Book Yield	Book Value	Mkt Price Mkt YTM	Market Value Accrued Int.	% of Port. Gain/Loss	Moody/S&P Fitch	Maturity Duration
Local Gov Investment Pool									
90SDCP\$00	County of San Diego Pooled Investment Pool	58,625,440.94	Various 0.74%	58,625,440.94	1.00 0.74%	58,625,440.94 0.00	11.32% 0.00	NR / NR AAA	0.00 0.00
09CATR\$06	CalTrust Medium Term Fund	1,091,080.22	08/31/2021 0.20%	11,194,484.65	10.27 0.20%	11,205,393.86 0.00	2.16% 10,909.21	NR / AA NR	0.00 0.00
09CATR\$04	CalTrust Short Term Fund	1,626,874.93	Various 0.12%	16,278,939.49	10.09 0.12%	16,415,168.01 0.00	3.17% 136,228.52	NR / AA NR	0.00 0.00
TOTAL Local Gov Investment Pool		61,343,396.09	0.55%	86,098,865.08	0.55%	86,246,002.81 0.00	16.65% 147,137.73	NR / AA Aaa	0.00 0.00
Money Market Fund FI									
262006307	Dreyfus Gov't Cash Management Money Market Fund	9,154,606.58	Various 0.03%	9,154,606.58	1.00 0.03%	9,154,606.58 0.00	1.77% 0.00	Aaa / AAA NR	0.00 0.00
TOTAL Money Market Fund		9,154,606.58	0.03%	9,154,606.58	0.03%	9,154,606.58 0.00	1.77% 0.00	Aaa / AAA NR	0.00 0.00

Holdings Report

SDCRAA Consolidated - Account #10566

For the Month Ending August 31, 2021

CUSIP	Security Description	Par Value/Units	Purchase Date Book Yield	Book Value	Mkt Price Mkt YTM	Market Value Accrued Int.	% of Port. Gain/Loss	Moody/S&P Fitch	Maturity Duration
Municipal Bonds									
649791PP9	New York St Taxable-GO 2.010% Due 02/15/2024	5,000,000.00	10/29/2019 2.01%	5,000,000.00	103.88 0.42%	5,193,900.00 4,466.67	1.00% 193,900.00	Aa2 / AA+ AA+	2.46 2.40
TOTAL Municipal Bonds		5,000,000.00	2.01%	5,000,000.00	0.42%	5,193,900.00 4,466.67	1.00% 193,900.00	Aa2 / AA+ AA+	2.46 2.40
Supranational									
4581X0CV8	Inter-American Dev Bank Note 1.250% Due 09/14/2021	2,500,000.00	04/03/2018 2.66%	2,385,100.00	100.04 0.11%	2,501,025.00 14,496.53	0.49% 115,925.00	Aaa / NR NR	0.04 0.04
459058FY4	Intl. Bank Recon & Development Note 2.000% Due 01/26/2022	3,000,000.00	03/16/2018 2.73%	2,920,650.00	100.76 0.11%	3,022,800.00 5,833.33	0.58% 102,150.00	Aaa / NR AAA	0.41 0.40
4581X0CN6	Inter-American Dev Bank Note 1.750% Due 04/14/2022	2,000,000.00	09/27/2018 3.03%	1,914,620.00	101.02 0.10%	2,020,422.00 13,319.44	0.39% 105,802.00	Aaa / AAA AAA	0.62 0.61
TOTAL Supranational		7,500,000.00	2.78%	7,220,370.00	0.11%	7,544,247.00 33,649.30	1.46% 323,877.00	Aaa / AAA Aaa	0.34 0.34
US Treasury									
912828T67	US Treasury Note 1.250% Due 10/31/2021	7,700,000.00	11/20/2017 1.96%	7,492,761.72	100.20 0.07%	7,715,099.70 32,432.07	1.50% 222,337.98	Aaa / AA+ AAA	0.17 0.17
912828U65	US Treasury Note 1.750% Due 11/30/2021	7,500,000.00	09/06/2019 1.55%	7,533,105.47	100.42 0.07%	7,531,402.50 33,350.41	1.46% (1,702.97)	Aaa / AA+ AAA	0.25 0.25

Holdings Report

SDCRAA Consolidated - Account #10566

For the Month Ending August 31, 2021

CUSIP	Security Description	Par Value/Units	Purchase Date Book Yield	Book Value	Mkt Price Mkt YTM	Market Value Accrued Int.	% of Port. Gain/Loss	Moody/S&P Fitch	Maturity Duration
912828U81	US Treasury Note 2.000% Due 12/31/2021	5,000,000.00	12/16/2019 1.66%	5,034,375.00	100.64 0.06%	5,032,100.00 17,119.57	0.97% (2,275.00)	Aaa / AA+ AAA	0.33 0.33
912828W89	US Treasury Note 1.875% Due 03/31/2022	8,000,000.00	12/23/2019 1.67%	8,035,937.50	101.04 0.09%	8,083,128.00 63,114.75	1.57% 47,190.50	Aaa / AA+ AAA	0.58 0.58
912828WZ9	US Treasury Note 1.750% Due 04/30/2022	2,750,000.00	11/17/2017 2.00%	2,720,781.25	101.10 0.09%	2,780,294.00 16,304.64	0.54% 59,512.75	Aaa / AA+ AAA	0.66 0.66
912828SV3	US Treasury Note 1.750% Due 05/15/2022	8,200,000.00	12/05/2017 2.09%	8,080,843.75	101.18 0.08%	8,296,735.40 42,504.08	1.61% 215,891.65	Aaa / AA+ AAA	0.70 0.70
912828XW5	US Treasury Note 1.750% Due 06/30/2022	8,200,000.00	12/05/2017 2.13%	8,063,546.88	101.38 0.09%	8,313,389.60 24,566.58	1.61% 249,842.72	Aaa / AA+ AAA	0.83 0.83
9128282P4	US Treasury Note 1.875% Due 07/31/2022	8,000,000.00	12/23/2019 1.68%	8,039,375.00	101.64 0.09%	8,130,936.00 13,043.48	1.57% 91,561.00	Aaa / AA+ AAA	0.92 0.91
912828L24	US Treasury Note 1.875% Due 08/31/2022	8,200,000.00	12/05/2017 2.14%	8,101,984.38	101.77 0.11%	8,344,779.20 424.72	1.61% 242,794.82	Aaa / AA+ AAA	1.00 0.99
912828L57	US Treasury Note 1.750% Due 09/30/2022	10,500,000.00	01/19/2018 2.39%	10,204,277.34	101.77 0.11%	10,686,207.00 77,315.57	2.08% 481,929.66	Aaa / AA+ AAA	1.08 1.07
912828M80	US Treasury Note 2.000% Due 11/30/2022	8,000,000.00	12/16/2019 1.66%	8,079,062.50	102.34 0.12%	8,187,504.00 40,655.74	1.59% 108,441.50	Aaa / AA+ AAA	1.25 1.23
912828R69	US Treasury Note 1.625% Due 05/31/2023	8,000,000.00	12/23/2019 1.70%	7,978,750.00	102.54 0.17%	8,203,440.00 33,032.79	1.59% 224,690.00	Aaa / AA+ AAA	1.75 1.72
912828V80	US Treasury Note 2.250% Due 01/31/2024	5,650,000.00	Various 2.14%	5,675,003.91	104.73 0.28%	5,917,273.25 11,054.34	1.14% 242,269.34	Aaa / AA+ AAA	2.42 2.36
91282CAT8	US Treasury Note 0.250% Due 10/31/2025	7,000,000.00	07/28/2021 0.62%	6,891,718.75	98.34 0.65%	6,883,786.00 5,896.74	1.33% (7,932.75)	Aaa / AA+ AAA	4.17 4.13

Holdings Report

SDCRAA Consolidated - Account #10566

For the Month Ending August 31, 2021

CUSIP	Security Description	Par Value/Units	Purchase Date Book Yield	Book Value	Mkt Price Mkt YTM	Market Value Accrued Int.	% of Port. Gain/Loss	Moody/S&P Fitch	Maturity Duration
91282CBC4	US Treasury Note 0.375% Due 12/31/2025	7,000,000.00	07/28/2021 0.65%	6,917,148.44	98.70 0.68%	6,908,671.00 4,493.89	1.33% (8,477.44)	Aaa / AA+ AAA	4.34 4.28
91282CBH3	US Treasury Note 0.375% Due 01/31/2026	7,000,000.00	07/28/2021 0.66%	6,910,312.50	98.59 0.70%	6,901,566.00 2,282.61	1.33% (8,746.50)	Aaa / AA+ AAA	4.42 4.37
91282CBT7	US Treasury Note 0.750% Due 03/31/2026	7,500,000.00	08/13/2021 0.78%	7,489,453.13	100.14 0.72%	7,510,252.50 23,668.03	1.45% 20,799.37	Aaa / AA+ AAA	4.58 4.48
91282CCF6	US Treasury Note 0.750% Due 05/31/2026	7,500,000.00	08/13/2021 0.80%	7,482,128.91	100.04 0.74%	7,502,932.50 14,293.03	1.45% 20,803.59	Aaa / AA+ AAA	4.75 4.65
TOTAL US Treasury		131,700,000.00	1.59%	130,730,566.43	0.27%	132,929,496.65 455,553.04	25.75% 2,198,930.22	Aaa / AA+ Aaa	1.88 1.85
TOTAL PORTFOLIO		484,270,126.83	1.34%	509,214,194.34	0.30%	516,378,926.54 1,567,592.04	100.00% 7,164,732.20	Aa1 / AA+ Aaa	1.10 1.07
TOTAL MARKET VALUE PLUS ACCRUALS						517,946,518.58			

Transactions Ledger

SDCRAA Consolidated - Account #10566

August 1, 2021 through August 31, 2021

Transaction Type	Settlement Date	CUSIP	Quantity	Security Description	Price	Acq/Disp Yield	Amount	Interest Pur/Sold	Total Amount	Gain/Loss
ACQUISITIONS										
Purchase	08/16/2021	91282CBT7	7,500,000.00	US Treasury Note 0.75% Due: 03/31/2026	99.859	0.78%	7,489,453.13	21,209.02	7,510,662.15	0.00
Purchase	08/16/2021	91282CCF6	7,500,000.00	US Treasury Note 0.75% Due: 05/31/2026	99.762	0.80%	7,482,128.91	11,834.02	7,493,962.93	0.00
Purchase	08/17/2021	78015K7H1	4,000,000.00	Royal Bank of Canada Note 1.15% Due: 06/10/2025	100.429	1.03%	4,017,160.00	8,561.11	4,025,721.11	0.00
	Subtotal		19,000,000.00				18,988,742.04	41,604.15	19,030,346.19	0.00
Security Contribution	08/31/2021	09CATR\$06	1,091,080.22	CalTrust Medium Term Fund	10.260		11,205,393.82	0.00	11,205,393.82	0.00
	Subtotal		1,091,080.22				11,205,393.82	0.00	11,205,393.82	0.00
TOTAL ACQUISITIONS			20,091,080.22				30,194,135.86	41,604.15	30,235,704.01	0.00

Transactions Ledger

SDCRAA Consolidated - Account #10566

August 1, 2021 through August 31, 2021

Transaction Type	Settlement Date	CUSIP	Quantity	Security Description	Price	Acq/Disp Yield	Amount	Interest Pur/Sold	Total Amount	Gain/Loss
DISPOSITIONS										
Maturity	08/09/2021	69371RP42	3,000,000.00	Paccar Financial Corp Note 3.15% Due: 08/09/2021	100.000		3,000,000.00	0.00	3,000,000.00	-5,220.00
Maturity	08/31/2021	912828D72	8,500,000.00	US Treasury Note 2% Due: 08/31/2021	100.000		8,500,000.00	0.00	8,500,000.00	-60,761.72
	Subtotal		11,500,000.00				11,500,000.00	0.00	11,500,000.00	-65,981.72
TOTAL DISPOSITIONS			11,500,000.00				11,500,000.00	0.00	11,500,000.00	-65,981.72

Transactions Ledger for Bonds

SDCRAA Consolidated Bond Reserves - Account #10592

August 1, 2021 through August 31, 2021

Transaction Type	Settlement Date	CUSIP	Quantity	Security Description	Price	Acq/Disp Yield	Amount	Interest Pur/Sold	Total Amount	Gain/Loss
Acquisitions										
Security	08/12/2021	31846V807	40,000,000.00	First American Government Obligation Funds	1.000		40,000,000.00	0.00	40,000,000.00	0.00
Security	08/12/2021	31846V807	40,100,000.00	First American Government Obligation Funds	1.000		40,100,000.00	0.00	40,100,000.00	0.00
	Subtotal		80,100,000.00				80,100,000.00	0.00	80,100,000.00	0.00
TOTAL AQUISITIONS			80,100,000.00				80,100,000.00	0.00	80,100,000.00	0.00

Important Disclosures

2021 Chandler Asset Management, Inc, An Independent Registered Investment Adviser.

Information contained herein is confidential. Prices are provided by IDC, an independent pricing source. In the event IDC does not provide a price or if the price provided is not reflective of fair market value, Chandler will obtain pricing from an alternative approved third party pricing source in accordance with our written valuation policy and procedures. Our valuation procedures are also disclosed in Item 5 of our Form ADV Part 2A.

Performance results are presented gross-of-advisory fees and represent the client's Total Return. The deduction of advisory fees lowers performance results. These results include the reinvestment of dividends and other earnings. Past performance may not be indicative of future results. Therefore, clients should not assume that future performance of any specific investment or investment strategy will be profitable or equal to past performance levels. All investment strategies have the potential for profit or loss. Economic factors, market conditions or changes in investment strategies, contributions or withdrawals may materially alter the performance and results of your portfolio.

Index returns assume reinvestment of all distributions. Historical performance results for investment indexes generally do not reflect the deduction of transaction and/or custodial charges or the deduction of an investment management fee, the incurrence of which would have the effect of decreasing historical performance results. It is not possible to invest directly in an index.

Source ice Data Indices, LLC ("ICE"), used with permission. ICE permits use of the ICE indices and related data on an "as is" basis; ICE, its affiliates and their respective third party suppliers disclaim any and all warranties and representations, express and/or implied, including any warranties of merchantability or fitness for a particular purpose or use, including the indices, index data and any data included in, related to, or derived therefrom. Neither ICE data, its affiliates or their respective third party providers guarantee the quality, adequacy, accuracy, timeliness or completeness of the indices or the index data or any component thereof, and the indices and index data and all components thereof are provided on an "as is" basis and licensee's use it at licensee's own risk. ICE data, its affiliates and their respective third party do not sponsor, endorse, or recommend chandler asset management, or any of its products or services.

This report is provided for informational purposes only and should not be construed as a specific investment or legal advice. The information contained herein was obtained from sources believed to be reliable as of the date of publication, but may become outdated or superseded at any time without notice. Any opinions or views expressed are based on current market conditions and are subject to change. This report may contain forecasts and forward-looking statements which are inherently limited and should not be relied upon as indicator of future results. Past performance is not indicative of future results. This report is not intended to constitute an offer, solicitation, recommendation or advice regarding any securities or investment strategy and should not be regarded by recipients as a substitute for the exercise of their own judgment.

Fixed income investments are subject to interest, credit and market risk. Interest rate risk: the value of fixed income investments will decline as interest rates rise. Credit risk: the possibility that the borrower may not be able to repay interest and principal. Low rated bonds generally have to pay higher interest rates to attract investors willing to take on greater risk. Market risk: the bond market in general could decline due to economic conditions, especially during periods of rising interest rates.

Ratings information have been provided by Moody's, S&P and Fitch through data feeds we believe to be reliable as of the date of this statement, however we cannot guarantee its accuracy.

Security level ratings for U.S. Agency issued mortgage-backed securities ("MBS") reflect the issuer rating because the securities themselves are not rated. The issuing U.S. Agency guarantees the full and timely payment of both principal and interest and carries a AA+/Aaa/AAA by S&P, Moody's and Fitch respectively.

Benchmark Disclosures

ICE BofA 0-5 Yr US Treasury Index

The ICE BofA 0-5 Year US Treasury Index tracks the performance of US Dollar denominated Sovereign debt publicly issued by the US government in its domestic market with maturities less than five years. Qualifying securities must have at least 18 months to maturity at point of issuance, at least one month and less than five years remaining term to final maturity, a fixed coupon schedule and a minimum amount outstanding of \$1 billion.

San Diego County Regional Airport Authority

Update on Revolver Draws and Outstanding Balances

Presented by Geoff Bryant, Finance Manager

Finance Committee September 27 2021

Revolving Credit Facility Balances

- Initial Draw made on August 12, 2021, Balances and Rate shown at August month end.
- Balances will be utilized to fund preliminary spending on the New T1 project

SERIES	August 31 BALANCE	Floating RATE	MONTHLY INTEREST AND FEES
AMT	40,100,000	0.52%	17,377
Non-AMT	40,000,000	0.52%	17,333
UNUTILIZED BALANCE	119,900,000	0.00%	-
TOTAL	\$ 200,000,000		\$ 34,710

Questions?

Executive Committee Staff Report

Meeting Date: September 27, 2021

Subject:

Pre-Approval of Travel Requests and Approval of Business and Travel Expense Reimbursement Requests for Board Members, the President/CEO, the Chief Auditor and General Counsel

Recommendation:

Pre-approve Travel Requests and approve Business and Travel Expense Reimbursement Requests.

Background/Justification:

Authority Policy 3.30 (3)(b) and (4) require that travel and business expense reimbursements of Board Members, the President/CEO, the Chief Auditor and the General Counsel be approved or pre-approved by the Executive Committee and presented to the Board for its information at its next regularly scheduled meeting.

On August 23, 2021, the Executive Committee pre-approved set dollar amounts for routine, in-town business expenses to be used during Fiscal Year 2021 for the President/CEO, General Counsel and Chief Auditor as authorized in Policy 3.30(3)(b)(i)(C).

The attached reports are being presented to comply with the requirements of Policy 3.30.

Fiscal Impact:

Funds for Business and Travel expenses are included in the FY 2022 Budget.

Meeting Date: September 27, 2021

Authority Strategies/Focus Areas:

This item supports one or more of the following (*select at least one under each area*):

Strategies

- Community Strategy Customer Strategy Employee Strategy Financial Strategy Operations Strategy

Focus Areas

- Advance the Airport Development Plan Transform the Customer Journey Optimize Ongoing Business

Environmental Review:

- A. CEQA: This Board action is not a project that would have a significant effect on the environment as defined by the California Environmental Quality Act ("CEQA"), as amended. 14 Cal. Code Regs. §15378. This Board action is not a "project" subject to CEQA. Cal. Pub. Res. Code §21065.
- B. California Coastal Act Review: This Board action is not a "development" as defined by the California Coastal Act. Cal. Pub. Res. Code §30106.
- C. NEPA: This Board action is not a project that involves additional approvals or actions by the Federal Aviation Administration ("FAA") and, therefore, no formal review under the National Environmental Policy Act ("NEPA") is required.

Application of Inclusionary Policies:

Not applicable.

Prepared by:

TONY R. RUSSELL
DIRECTOR, BOARD SERVICES/AUTHORITY CLERK

**SAN DIEGO COUNTY REGIONAL AIRPORT AUTHORITY
OUT-OF-TOWN TRAVEL REQUEST**

GENERAL INSTRUCTIONS:

- A. All out-of-town travel requests must conform to applicable provisions of [Policy 3.30](#).
- B. Once traveler completes form, submit to the traveler's Administrator for approval (for Board Members, President/CEO, General Counsel and Chief Auditor, Administrator is Board Executive Committee).

TRAVELER INFORMATION:

Traveler Name: Kimberly J. Becker Department: Executive, BU6
 Position: Board Member President/CEO General Counsel Chief Auditor
 All Other Authority Employees

DATE OF REQUEST: 08/20/2021 DATE OF DEPARTURE/RETURN: 11/29/2021 / 11/30/2021

DESTINATION / BUSINESS PURPOSE:

Destination: Seattle, WA Business Purpose: Alaska Airlines Headquarters Visit

PROJECTED OUT-OF-TOWN TRAVEL EXPENSES:

A. Transportation Costs:	
• Airfare <input checked="" type="checkbox"/> <i>check box for business class or equivalent (international only)</i>	\$ <u>400.00</u>
• Rental Car	\$ _____
• Other Transportation (Taxi, TNC, Train, Bus)	\$ <u>50.00</u>
• Auto (Gas, Parking/Tolls, Mileage)	\$ _____
B. Lodging	\$ <u>\$250.00</u>
C. Meals and Incidental Expenses (<i>Per Diem</i>)	\$ <u>100.00</u>
D. Seminar and Conference Fees	\$ _____
E. Entertainment	\$ _____
TOTAL PROJECTED TRAVEL EXPENSES	\$ <u>800.00</u>

CERTIFICATION BY TRAVELER

By my signature below, I certify the following:

- The above-listed projected out-of-town travel expenses conform to Policy 3.30, are reasonable and directly related to Authority business; and
- I have attended training regarding my responsibilities pursuant to Policy 3.30 within the past two years.

Travelers Signature:  Date: Aug 20, 2021

CERTIFICATION BY ADMINISTRATOR *(If Administrator is Executive Committee, Clerk certifies below.)*

By my signature below, I certify the following:

- I have reviewed this out-of-town travel request and made inquiries to determine that the out-of-town travel and identified expenses are directly related to and necessary for the advancement of the Authority's business and reasonable in comparison to the anticipated benefits to the Authority; and
- I have attended training regarding my responsibilities pursuant to Policy 3.30 within the past two years.

Administrator's Signature: _____ Date: _____

AUTHORITY CLERK CERTIFICATION ON BEHALF OF EXECUTIVE COMMITTEE

I, _____, certify that this document was approved
(Name of Clerk)
 by the Executive Committee at its _____ meeting.
(Meeting Date)

Casey Diane

From: D'Amico Brian
Sent: Friday, August 20, 2021 10:28 AM
To: Brown Hampton; Casey Diane
Cc: Hawthorne Cynthia; Platt Robyn
Subject: RE: SAN HQ Visit

Hi Di – we got confirmation from Alaska for an HQ visit. Can you please reserve November 29 -30 on Kim's calendar. Plan would be to fly up morning of 11/29, meet with Alaska 1400- 1530 in the afternoon, and then ask them out to dinner. We would return morning of 11/30.

Thanks,
Brian

From: Brown Hampton <hbrown@san.org>
Sent: Friday, August 20, 2021 10:24 AM
To: D'Amico Brian <bdamico@san.org>
Cc: Hawthorne Cynthia <chawthor@san.org>; Platt Robyn <rpplatt@san.org>
Subject: Re: SAN HQ Visit

Let's put a hold for these dates on her calendar via Di

Best regards,
H

On Aug 20, 2021, at 10:18, D'Amico Brian <bdamico@san.org> wrote:

Hi Hampton,

Please see below confirmation from Alaska Airlines on an HQ visit for the afternoon on November 29. Did we want to treat them to a dinner? We could fly up either on the 7AM or 850AM departures arriving 10:10 / noon into SEA. Our meeting is at 1400. We could then invite them to dinner and depart morning of 30th? Does that work to propose to Kim?

Thanks,
Brian

From: Kevin Lemme <Kevin.Lemme@alaskaair.com>
Sent: Friday, August 20, 2021 9:22 AM
To: D'Amico Brian <bdamico@san.org>
Cc: Platt Robyn <rpplatt@san.org>
Subject: RE: SAN HQ Visit

Brian – All set for 29/Nov 1400-1530, attendees as follows:

1400-1530

Mike Britman, Director Network

David Carlisle, Manager Network
Mike Ostler, Director Scheduling
Kevin Lemme, Principal Network Strategy
Joost Vlek, Manager Airport Affairs

1400-1500

Brett Catlin, VP Network + Alliances
Shane Jones, VP Airport Affairs

1430-1500

Andrew Harrison, EVP and CCO

From: D'Amico Brian <bdamico@san.org>
Sent: Thursday, August 19, 2021 15:46
To: Kevin Lemme <Kevin.Lemme@alaskaair.com>
Cc: Platt Robyn <rplatt@san.org>
Subject: RE: SAN HQ Visit

[EXTERNAL SENDER]

Hey Kevin,

We'll check internally to make sure we have the gate and schedule info we needed and get back to you, our ops guy who's been collecting that is on PTO right now.

We had selected dates that ourselves, Kim and Hampton could attend. So it would be the four of us. A good representation from your full team would be appreciated in that instance 😊.

Hope that helps.

Thanks,
Brian

From: Kevin Lemme <Kevin.Lemme@alaskaair.com>
Sent: Thursday, August 19, 2021 3:38 PM
To: D'Amico Brian <bdamico@san.org>
Cc: Platt Robyn <rplatt@san.org>
Subject: RE: SAN HQ Visit

Brian – good to hear from you.

Follow-up on my end, did planning provide you the gate stuff you had needed? I thought they had closed the loop.

Looking at dates, trying to gauge audience to invite. Will it be you two, is Kim going to join? Others?

Best,
Kevin

From: D'Amico Brian <bdamico@san.org>
Sent: Thursday, August 19, 2021 11:53
To: Kevin Lemme <Kevin.Lemme@alaskaair.com>

Cc: Platt Robyn <rplatt@san.org>
Subject: SAN HQ Visit

[EXTERNAL SENDER]

Hi Kevin,

Hope all is well and that you've been able to enjoy the summer since Routes Americas in Orlando. We know we discussed a Fall HQ visit at that time so wanted to follow up on that and see if possibly November 29 or 30 or December 6 or 7 could work for you guys? Let us know. We'd love to set a date to come up ahead of finalizing Summer 2022 plans.

Best,
Brian

Brian D'Amico

Program Manager, Air Service Development

Office 619.400.2872

bdamico@san.org

SAN.ORG

<image001.jpg>



FY 2021 Per Diem Rates for Seattle, Washington

Meals & Incidentals (M&IE) Breakdown

Primary Destination	County	M&IE Total	Continental Breakfast/Breakfast	Lunch	Dinner	Incidental Expenses	First & LastDay of Travel
Seattle	King	\$76	\$18	\$19	\$34	\$5	\$57.00

Revised 9/23/2021

Item 6

Board Members

Gil Cabrera (Chair)
Paul Robinson (Vice Chair)
Catherine Blakespear
Mary Casillas Salas
Robert T. Lloyd
Paul McNamara
Johanna Schiavoni
Nora E. Vargas
Marni von Wilpert

DRAFT

Board Meeting Agenda

Thursday, October 7, 2021

9:00 A.M.

San Diego International Airport
SDCRAA Administration Building
3225 N. Harbor Drive
San Diego, California 92101

Ex-Officio Board Members

Col. Thomas M. Bedell
Gustavo Dallarda
Gayle Miller

President/CEO

Kimberly J. Becker

This meeting of the Board of the San Diego County Regional Airport Authority Board will be conducted pursuant to the provisions of California Executive Order N-08-21 which suspends certain requirements of the Ralph M. Brown Act. During the current State of Emergency and in the interest of public health, all Board members will be participating in the meeting electronically. In accordance with the Executive Order, there will be no members of the public in attendance at the Board Meeting. We are providing alternatives to in-person attendance for viewing and participating in the meeting. In lieu of in-person attendance, members of the public may submit their comments in the following manner.

Comment on Non-Agenda Items

Public comments on non-agenda items must be submitted to the Authority Clerk at clerk@san.org no later than 4:00 p.m. the day prior to the posted meeting in order to be eligible to be read into the record. The Authority Clerk will read the first 30 comments received by 4:00 p.m. the day prior to the meeting into the record; each of these comments will be read for up to three minutes or for the time determined by the Chair. The maximum number of comments to be read into the record on a single issue will be 16. All other comments submitted, including those received after 4:00 p.m. the day prior and before 8:00 a.m. the day of the meeting, will be provided to the Authority Board and submitted into the written record for the meeting.

Comment on Agenda Items

Public comment on agenda items may be submitted to the Authority clerk at clerk@san.org. Comments received no later than 8:00 a.m. on the day of the meeting will be distributed to the Board and included in the record.

If you'd like to speak to the Board live during the meeting, please follow these steps to request to speak:

Thursday, October 7, 2021

- **Step 1:** Fill out the online **Request to Speak Form** to speak during the meeting via teleconference. The form must be submitted by 4 p.m. the day before the meeting or by 4:00 p.m. the Friday before a Monday meeting. After completing the form, you'll get instructions on how to call in to the meeting.
- **Step 2:** Watch the meeting via the Webcast located at the following link, <https://www.san.org/Airport-Authority/Meetings-Agendas/authority-board?EntryId=13948>
- **Step 3:** When the Board begins to discuss the agenda item you want to comment on, call in to the conference line, you will be placed in a waiting area. ***Please do not call until the item you want to comment on is being discussed.***
- **Step 4:** When it is time for public comments on the item you want to comment on, Authority Clerk staff will invite you into the meeting and unmute your phone. Staff will then ask you to state your name and begin your comments.

How to Watch the Meeting

You may also view the meeting online at the following link: <https://www.san.org/Airport-Authority/Meetings-Agendas/authority-board?EntryId=13948>

Requests for Accessibility Modifications or Accommodations

As required by the Americans with Disabilities Act (ADA), requests for agenda information to be made available in alternative formats, and any requests for disability-related modifications or accommodations required to facilitate meeting participation, including requests for alternatives to observing meetings and offering public comment as noted above, may be made by contacting the Authority Clerk at (619) 400-2550 or clerk@san.org. The Authority is committed to resolving accessibility requests swiftly in order to maximize accessibility.

This Agenda contains a brief general description of each item to be considered. The indication of a recommended action does not indicate what action (if any) may be taken. ***Please note that agenda items may be taken out of order.*** If comments are made to the Board without prior notice or are not listed on the Agenda, no specific answers or responses should be expected at this meeting pursuant to State law.

Staff Reports and documentation relating to each item of business on the Agenda are on file in Board Services and are available for public inspection.

Note: Pursuant to Authority Code Section 2.15, all Lobbyists shall register as an Authority Lobbyist with the Authority Clerk within ten (10) days of qualifying as a lobbyist. A qualifying lobbyist is any individual who receives \$100 or more in any calendar month to lobby any Board Member or employee of the Authority for the purpose of influencing any action of the Authority. To obtain Lobbyist Registration Statement Forms, contact the Board Services/Authority Clerk Department.

Thursday, October 7, 2021

CALL TO ORDER:

ROLL CALL:

PRESENTATIONS:

REPORTS FROM BOARD COMMITTEES, AD HOC COMMITTEES, AND CITIZEN COMMITTEES AND LIAISONS:

- **AUDIT COMMITTEE:**
Committee Members: Blakespear, Casillas Salas, Lloyd, Vann (Chair), Newsom, Vargas, Wong Nickerson
- **CAPITAL IMPROVEMENT PROGRAM OVERSIGHT COMMITTEE:**
Committee Members: Blakespear, Cabrera, McNamara (Chair), Schiavoni, von Wilpert
- **EXECUTIVE PERSONNEL AND COMPENSATION COMMITTEE:**
Committee Members: McNamara, Robinson (Chair), Schiavoni, Vargas
- **FINANCE COMMITTEE:**
Committee Members: Casillas Salas, Lloyd (Chair), Schiavoni, von Wilpert

ADVISORY COMMITTEES

- **AUTHORITY ADVISORY COMMITTEE:**
Liaison: Casillas Salas (Primary), Robinson
- **ARTS ADVISORY COMMITTEE:**
Liaison: Schiavoni

LIAISONS

- **CALTRANS:**
Liaison: Dallarda
- **INTER-GOVERNMENTAL AFFAIRS:**
Liaison: Cabrera
- **MILITARY AFFAIRS:**
Liaison: Bedell

Thursday, October 7, 2021

- **PORT:**
Liaisons: Robinson, Cabrera (Primary), Vargas
- **WORLD TRADE CENTER:**
Representatives: Robert H. Gleason

BOARD REPRESENTATIVES (EXTERNAL)

- **SANDAG BOARD OF DIRECTORS:**
Representative: Cabrera (Primary), Schiavoni
- **SANDAG TRANSPORTATION COMMITTEE:**
Representatives: Lloyd (Primary), Robinson

CHAIR REPORT:

PRESIDENT/CEO REPORT:

NON-AGENDA PUBLIC COMMENT:

Non-Agenda Public Comment is reserved for members of the public wishing to address the Board on matters for which another opportunity to speak **is not provided on the Agenda**, and which is within the jurisdiction of the Board. Please submit a completed speaker slip to the Authority Clerk. ***Each individual speaker is limited to three (3) minutes. Applicants, groups and jurisdictions referring items to the Board for action are limited to five (5) minutes.***

Note: Persons wishing to speak on specific items should reserve their comments until the specific item is taken up by the Board.

Thursday, October 7, 2021

CONSENT AGENDA (ITEMS 1- xx):

The consent agenda contains items that are routine in nature and non-controversial. Some items may be referred by a standing Board Committee or approved as part of the budget process. The matters listed under 'Consent Agenda' may be approved by one motion. Any Board Member may remove an item for separate consideration. Items so removed will be heard before the scheduled New Business Items, unless otherwise directed by the Chair.

1. APPROVAL OF MINUTES:

RECOMMENDATION: Approve the minutes of the September 2, 2021 regular Board meetings.

2. ACCEPTANCE OF BOARD AND COMMITTEE MEMBERS WRITTEN REPORTS ON THEIR ATTENDANCE AT APPROVED MEETINGS AND PRE-APPROVAL OF ATTENDANCE AT OTHER MEETINGS NOT COVERED BY THE CURRENT RESOLUTION:

RECOMMENDATION: Accept the reports and pre-approve Board Member attendance at other meetings, trainings and events not covered by the current resolution.

(Board Services: Tony R. Russell, Director/Authority Clerk)

3. AWARDED CONTRACTS, APPROVED CHANGE ORDERS FROM AUGUST 9, 2021 THROUGH SEPTEMBER 12, 2021 AND REAL PROPERTY AGREEMENTS GRANTED AND ACCEPTED FROM AUGUST 9, 2021 THROUGH SEPTEMBER 12, 2021:

RECOMMENDATION: Receive the report.

(Procurement: Jana Vargas, Director)

4. OCTOBER 2021 LEGISLATIVE REPORT:

RECOMMENDATION: Adopt Resolution No. 2021-____, approving the October 2021 Legislative Report.

(Government Relations: Matt Harris, Director)

5. APPOINTMENT OF AUTHORITY ADVISORY COMMITTEE MEMBERS:

RECOMMENDATION: Adopt Resolution No. 2021-____, appointing members to the Authority Advisory Committee.

(Board Services: Tony R. Russell, Director/Authority Clerk)

CLAIMS

COMMITTEE RECOMMENDATIONS

6. FISCAL YEAR 2021 ANNUAL REPORT FROM THE AUDIT COMMITTEE:

RECOMMENDATION: The Audit Committee recommends that the Board accept the report.

(Audit: Lee Parravano, Chief Auditor)

Thursday, October 7, 2021

- 7. FISCAL YEAR 2021 ANNUAL REPORT FROM THE OFFICE OF THE CHIEF AUDITOR:**
RECOMMENDATION: The Audit Committee recommends that the Board accept the report.
(Audit: Lee Parravano, Chief Auditor)
- 8. REVISION TO THE CHARTER OF THE AUDIT COMMITTEE:**
RECOMMENDATION: The Audit Committee recommends that the Board Adopt Resolution No. 2021-xxxx, approving the revision to the Charter of the Audit Committee.
(Audit: Lee Parravano, Chief Auditor)
- 9. REVISION TO THE CHARTER FOR THE OFFICE OF THE CHIEF AUDITOR:**
RECOMMENDATION: The Audit Committee recommends that the Board Adopt Resolution No. 2021-xxxx, approving the revision to the Charter for the Office of the Chief Auditor.
(Audit: Lee Parravano, Chief Auditor)
- 10. REVISION TO THE FISCAL YEAR 2022 AUDIT PLAN OF THE OFFICE OF THE CHIEF AUDITOR:**
RECOMMENDATION: The Audit Committee recommends that the Board Adopt Resolution No. 2021-xxxx, approving the revision to the Fiscal Year 2022 Audit Plan.
(Audit: Lee Parravano, Chief Auditor)

CONTRACTS AND AGREEMENTS

- 11. APPROVE AND AUTHORIZE THE PRESIDENT/CEO TO EXECUTE LEGAL SERVICES AGREEMENTS FOR BOND AND DISCLOSURE COUNSEL:**
RECOMMENDATION:
(Legal: Amy Gonzalez, General Counsel)
- 12. APPROVE AND AUTHORIZE THE PRESIDENT/CEO TO EXECUTE AGREEMENTS FOR ENVIRONMENTAL LEGAL COUNSEL:**
RECOMMENDATION:
(Legal: Amy Gonzalez, General Counsel)
- 13. AUTHORIZE THE PRESIDENT/CEO TO NEGOTIATE AND EXECUTE A FOURTH AMENDMENT TO THE SCHWEERS CITATION DEVICE AND SOFTWARE CONTRACT:**
RECOMMENDATION: Adopt Resolution No. 2021-____, authorizing the President/CEO to negotiate and execute a Fourth Amendment to the Schweers Citation Device and Software Contract to extend the contract 170 days to expire on March 31, 2022.
(Ground Transportation: Marc Nichols, Director)

Thursday, October 7, 2021

CONTRACTS AND AGREEMENTS AND/OR AMENDMENTS TO CONTRACTS AND AGREEMENTS EXCEEDING \$1 MILLION

14. AWARD A CONTRACT TO HAZARD CONSTRUCTION FOR WIDEN SASSAFRAS INTERSECTION AT SAN DIEGO INTERNATIONAL AIRPORT:

RECOMMENDATION: Adopt Resolution No. 2021-____, awarding a contract to Hazard Construction in the amount of \$1,728,000 for Project No. 104205, Widen Sassafras Intersection at San Diego International Airport.

(Airport Design and Construction: Bob Bolton, Director)

PUBLIC HEARINGS:

OLD BUSINESS:

NEW BUSINESS:

15. APPROVE AND AUTHORIZE THE PRESIDENT/CEO TO NEGOTIATE AND EXECUTE THE VALIDATION AMENDMENT TO THE TURNER-FLATIRON, A JOINT VENTURE CONTRACT FOR AIRPORT DEVELOPMENT PROGRAM TERMINAL AND ROADWAYS, AND TO NEGOTIATE AND EXECUTE A FUTURE GUARANTEED MAXIMUM PRICE AMENDMENT:

RECOMMENDATION: Adopt Resolution No. 2021-____, approving and authorizing the President/CEO to negotiate and execute: (1) a Validation Amendment establishing a Maximum Contract Price not to exceed \$2,598,000,000 and a Master Project Schedule to the Contract with Turner-Flatiron, a Joint Venture for the design and construction of Airport Development Program Package 1, Terminal and Roadways; and (2) a Guaranteed Maximum Price Amendment within the Maximum Contract Price after the issuance of the Validation Amendment.

(Development: Dennis Probst, Vice President & Chief Development Officer)

16. AWARD A CONTRACT TO GRIFFITH COMPANY FOR AIRPORT DEVELOPMENT PROGRAM ADP AIRSIDE IMPROVEMENTS AT SAN DIEGO INTERNATIONAL AIRPORT:

RECOMMENDATION: Adopt Resolution No. 2021-____, awarding a contract to Griffith Company in the amount of \$ 251,671,315 for Project No. 411001, ADP Airside Improvements at San Diego International Airport.

(Development: Dennis Probst, Vice President & Chief Development Officer)

17. APPROVE A \$375,000,000 INCREASE IN THE CAPITAL PROGRAM FOR FISCAL YEARS 2022 – 2026 AND APPROVAL OF THE NEW T1 PROGRAM PLAN OF FINANCE:

RECOMMENDATION:

(Finance & Risk Management: John Dillon, Director)

Thursday, October 7, 2021

18. APPROVE AND AUTHORIZE THE PRESIDENT/CEO TO ENTER INTO A REAL PROPERTY PURCHASE AGREEMENT AND ESCROW WITH CALIFORNIA STREET CREATIVE HOUSE 1, LLC FOR THE PURCHASE OF 2554-2610 CALIFORNIA STREET, SAN DIEGO, CALIFORNIA:

RECOMMENDATION: Adopt Resolution No. 2021-____, authorizing the President/CEO to enter into a real property purchase agreement and escrow with California Street Creative House 1, LLC for the purchase of 2554-2610 California Street, San Diego, California for the sum of Three Million Two Hundred Fifty Thousand and 00/100 Dollars (\$3,250,000.00) subject to the terms and conditions of the real property purchase agreement and escrow instructions.

(Revenue Generation & Partnership Development: Jim DeCock, Interim Director)

19. RATIFY ONE YEAR EXTENSION AGREEMENTS WITH CALIFORNIA TEAMSTERS LOCAL 911:

RECOMMENDATION: Adopt Resolution No. 2021-xxxx, ratifying one year extension agreements between the Authority and California Teamsters Local 911 for Facilities Maintenance, Operations, & Crafts; Airport Traffic Officers; and General Supervisors Units effective October 1, 2021 through September 30, 2022.

(Talent, Culture, & Capability: Monty Bell, Director)

CLOSED SESSION:

20. CONFERENCE WITH LEGAL COUNSEL – EXISTING LITIGATION:

(Paragraph (1) of subdivision (d) of Cal. Gov. Code §54956.9)

Name of Case: Future DB International, Inc. v. San Diego County Regional Airport Authority, et al.

San Diego Superior Court Case No. 37-2018-00001531-CU-CR-CTL

21. CONFERENCE WITH LEGAL COUNSEL – EXISTING LITIGATION:

(Paragraph (1) of subdivision (d) of Cal. Gov. Code §54956.9)

Name of case: Neighbors Against Noise and Traffic v. City of El Cajon, et al., San Diego Superior Court Case No. 37-2021-00016823-CU-TT-CTL

22. CONFERENCE WITH LEGAL COUNSEL – ANTICIPATED LITIGATION:

(Significant exposure to litigation pursuant to paragraph (2) of subdivision (d) of Cal. Gov. Code §54956.9)

Order No. WQ 2019-0005-DWQ by the State Water Resources Control Board pertaining to PFAS

Number of potential cases: 1

Thursday, October 7, 2021

23. CONFERENCE WITH LEGAL COUNSEL - ANTICIPATED LITIGATION:

(Initiation of litigation pursuant to paragraph (4) of subdivision (d) of Cal. Gov. Code section 54956.9)

Number of cases: 1

24. CONFERENCE WITH LABOR NEGOTIATORS:

Cal. Gov. Code section 54957.6

Agency designated representatives: Angela Shaefer-Payne, Mony Bell, Lola Barnes, Greg Halsey, Rob Betts

Employee organization: California Teamsters Local 911

25. CONFERENCE WITH REAL PROPERTY NEGOTIATORS:

(Government Code §54956.8)

Property: 2554-2610 California Street, San Diego CA 92101

Agency negotiator: Hampton Brown, Jim DeCock, Lee Kaminetz

Negotiating parties: Doug Hamm and Ryan King

Under negotiation: Price and terms of payment

26. CONFERENCE WITH REAL PROPERTY NEGOTIATORS:

(Government Code §54956.8)

Property: 2 parcels of land situated in the City of San Diego, County of San Diego, State of California, said parcels being a portion of that 231.21 acre tract of land acquired by Warranty Deed from San Diego Securities Company dated June 4, 1917 and recorded June 9, 1917 in Book 740 at page 61 of Deeds in the Office of the Recorder of San Diego County and a portion of that 180.34 acre tract of land acquired by Deed from the City of San Diego dated December 1, 1916 and recorded September 5, 1917 in Book 739 at page 307 of Deeds in the Office of the Recorder of San Diego County and said parcels being designated for the purpose of this description as Parcel 1 and Parcel 2. Parcel 1- approximately 14.03 acres of land and Parcel 2-approximately 2.39 acres of land as more specifically described in the Lease Agreement between the United States of America and the San Diego County Regional Airport Authority, Authority Lease No. LE-0107.

Agency negotiator: Hampton Brown, Matt Harris, Susan Diekman, Jim DeCock, Amy Gonzalez

Negotiating parties: David Bixler, Michael Oestericher, Russell Rang, Reid Merrill, Curtis Permito- United State of America, Department of the Navy

Under negotiation: Price and terms of payment

DRAFT - Board Meeting Agenda

Thursday, October 7, 2021

REPORT ON CLOSED SESSION:

GENERAL COUNSEL REPORT:

BUSINESS AND TRAVEL EXPENSE REIMBURSEMENT REPORTS FOR BOARD MEMBERS, PRESIDENT/CEO, CHIEF AUDITOR AND GENERAL COUNSEL WHEN ATTENDING CONFERENCES, MEETINGS, AND TRAINING AT THE EXPENSE OF THE AUTHORITY:

BOARD COMMENT:

ADJOURNMENT:

Thursday, October 7, 2021

Policy for Public Participation in Board, Airport Land Use Commission (ALUC), and Committee Meetings (Public Comment)

- 1) Persons wishing to address the Board, ALUC, and Committees shall submit an email to the Clerk at clerk@san.org prior to the initiation of the portion of the agenda containing the item to be addressed (e.g., Public Comment and General Items). Failure to submit an email shall not preclude testimony, if permission to address the Board is granted by the Chair.
- 2) The Public Comment Section at the beginning of the agenda is reserved for persons wishing to address the Board, ALUC, and Committees on any matter for which another opportunity to speak is not provided on the Agenda, and on matters that are within the jurisdiction of the Board.
- 3) Persons wishing to speak on specific items listed on the agenda will be afforded an opportunity to speak during the presentation of individual items. Persons wishing to speak on specific items should reserve their comments until the specific item is taken up by the Board, ALUC and Committees.
- 4) If many persons have indicated a desire to address the Board, ALUC and Committees on the same issue, then the Chair may suggest that these persons consolidate their respective testimonies. Testimony by members of the public on any item shall be limited to **three (3) minutes per individual speaker and five (5) minutes for applicants, groups and referring jurisdictions.**
- 5) Pursuant to Authority Policy 1.33 (8), recognized groups must register with the Authority Clerk prior to the meeting.

After a public hearing or the public comment portion of the meeting has been closed, no person shall address the Board, ALUC, and Committees without first obtaining permission to do so.

Additional Meeting Information

NOTE: This information is available in alternative formats upon request. To request an Agenda in an alternative format, or to request a sign language or oral interpreter, or an Assistive Listening Device (ALD) for the meeting, please telephone the Authority Clerk's Office at (619) 400-2550 at least three (3) working days prior to the meeting to ensure availability.

For your convenience, the agenda is also available to you on our website at www.san.org.

For those planning to attend the Board meeting, parking is available in the public parking lot located directly in front of the Administration Building. Bring your ticket to the third-floor receptionist for validation.

You may also reach the SDCRAA Building by using public transit via the San Diego MTS System, Route 992. For route and fare information, please call the San Diego MTS at (619) 233-3004 or 511.

Item 7

Board Members

Gil Cabrera (Chair)
Paul Robinson (Vice Chair)
Catherine Blakespear
Mary Casillas Salas
Robert T. Lloyd
Paul McNamara
Johanna Schiavoni
Nora E. Vargas
Marni von Wilpert

Ex-Officio Board Members

Col. Thomas M. Bedell
Gustavo Dallarda
Gayle Miller

President/CEO

Kimberly J. Becker

DRAFT

Airport Land Use Commission Agenda

Thursday, October 7, 2021

9:00 A.M. or immediately following the Board Meeting

San Diego International Airport
SDCRAA Administration Building
3225 N. Harbor Drive
San Diego, California 92101

This meeting of the Airport Land Use Commission of the San Diego County Regional Airport Authority Board will be conducted pursuant to the provisions of California Executive Order N-08-21 which suspends certain requirements of the Ralph M. Brown Act. During the current State of Emergency and in the interest of public health, all Commission members will be participating in the meeting electronically. In accordance with the Executive Order, there will be no members of the public in attendance at the Commission Meeting. We are providing alternatives to in-person attendance for viewing and participating in the meeting. In lieu of in-person attendance, members of the public may submit their comments in the following manner.

Comment on Non-Agenda Items

Public comments on non-agenda items must be submitted to the Authority Clerk at clerk@san.org, no later than 4:00 p.m. the day prior to the posted meeting in order to be eligible to be read into the record. The Authority Clerk will read the first 30 comments received by 4:00 p.m. the day prior to the meeting into the record; each of these comments will be read for up to three minutes or for the time determined by the Chair. The maximum number of comments to be read into the record on a single issue will be 16. All other comments submitted, including those received after 4:00 p.m. the day prior and before 8:00 a.m. the day of the meeting, will be provided to the Commission and submitted into the written record for the meeting.

Comment on Agenda Items

Public comment on agenda items may be submitted to the Authority clerk at clerk@san.org. Comments received no later than 8:00 a.m. on the day of the meeting will be distributed to the Commission and included in the record.

If you'd like to speak to the Commission live during the meeting, please follow these steps to request to speak:

Thursday, October 7, 2021

- **Step 1:** Fill out the online [Request to Speak Form](#) to speak during the meeting via teleconference. The form must be submitted by 4 p.m. the day before the meeting or by 4:00 p.m. the Friday before a Monday meeting. After completing the form, you'll get instructions on how to call in to the meeting.
- **Step 2:** Watch the meeting via the Webcast located at the following link, <https://www.san.org/Airport-Authority/Meetings-Agendas/ALUC?EntryId=13923>
- **Step 3:** When the Commission begins to discuss the agenda item you want to comment on, call in to the conference line, you will be placed in a waiting area. ***Please do not call until the item you want to comment on is being discussed.***
- **Step 4:** When it is time for public comments on the item you want to comment on, Authority Clerk staff will invite you into the meeting and unmute your phone. Please mute the webcast to avoid any feedback. Staff will then ask you to state your name and begin your comments.

How to Watch the Meeting

You may also view the meeting online at the following link: <https://www.san.org/Airport-Authority/Meetings-Agendas/ALUC?EntryId=13923>

Requests for Accessibility Modifications or Accommodations

As required by the Americans with Disabilities Act (ADA), requests for agenda information to be made available in alternative formats, and any requests for disability-related modifications or accommodations required to facilitate meeting participation, including requests for alternatives to observing meetings and offering public comment as noted above, may be made by contacting the Authority Clerk at (619) 400-2550 or clerk@san.org. The Authority is committed to resolving accessibility requests swiftly in order to maximize accessibility.

This Agenda contains a brief general description of each item to be considered. The indication of a recommended action does not indicate what action (if any) may be taken. ***Please note that agenda items may be taken out of order.*** If comments are made to the Board without prior notice or are not listed on the Agenda, no specific answers or responses should be expected at this meeting pursuant to State law.

Staff Reports and documentation relating to each item of business on the Agenda are on file in Board Services and are available for public inspection.

Note: Pursuant to Authority Code Section 2.15, all Lobbyists shall register as an Authority Lobbyist with the Authority Clerk within ten (10) days of qualifying as a lobbyist. A qualifying lobbyist is any individual who receives \$100 or more in any calendar month to lobby any Board Member or employee of the Authority for the purpose of influencing any action of the Authority. To obtain Lobbyist Registration Statement Forms, contact the Board Services/Authority Clerk Department.

Thursday, October 7, 2021

CALL TO ORDER:

ROLL CALL:

NON-AGENDA PUBLIC COMMENT:

Non-Agenda Public Comment is reserved for members of the public wishing to address the Commission on matters for which another opportunity to speak **is not provided on the Agenda**, and which is within the jurisdiction of the Commission. Please submit a completed speaker slip to the Authority Clerk. ***Each individual speaker is limited to three (3) minutes. Applicants, groups and jurisdictions referring items to the Board for action are limited to five (5) minutes.***

Note: Persons wishing to speak on specific items should reserve their comments until the specific item is taken up by the Board.

CONSENT AGENDA (ITEMS 1- 2):

The consent agenda contains items that are routine in nature and non-controversial. Some items may be referred by a standing Board Committee or approved as part of the budget process. The matters listed under 'Consent Agenda' may be approved by one motion. Any Commission Member may remove an item for separate consideration. Items so removed will be heard before the scheduled New Business Items, unless otherwise directed by the Chair.

1. APPROVAL OF MINUTES:

RECOMMENDATION: Approve the minutes of the September 2, 2021 regular meeting.

CONSISTENCY DETERMINATIONS

2. REPORT OF DETERMINATIONS OF CONSISTENCY WITH AIRPORT LAND USE COMPATIBILITY PLANS: SAN DIEGO INTERNATIONAL AIRPORT ALUCP 3044 C STREET, CITY OF SAN DIEGO, 2625-2627 BAYSIDE LANE, CITY OF SAN DIEGO, 4462 SANTA MONICA AVENUE, CITY OF SAN DIEGO, GILLESPIE FIELD ALUCP 8589 ATLAS VIEW DRIVE, CITY OF SANTEE, 9463 SLOPE STREET, CITY OF SANTEE:

RECOMMENDATION: Receive the report.

(Planning & Environmental Affairs: Ralph Redman, Manager, Airport Planning)

PUBLIC HEARINGS:

OLD BUSINESS:

DRAFT - Airport Land Use Commission Agenda

Thursday, October 7, 2021

Page 4 of 5

NEW BUSINESS:

COMMISSION COMMENT:

ADJOURNMENT:

Thursday, October 7, 2021

Policy for Public Participation in Board, Airport Land Use Commission (ALUC), and Committee Meetings (Public Comment)

- 1) Persons wishing to address the Board, ALUC, and Committees shall submit an email to the Clerk at clerk@san.org prior to the initiation of the portion of the agenda containing the item to be addressed (e.g., Public Comment and General Items). Failure to submit an email shall not preclude testimony, if permission to address the Board is granted by the Chair.
- 2) The Public Comment Section at the beginning of the agenda is reserved for persons wishing to address the Board, ALUC, and Committees on any matter for which another opportunity to speak is not provided on the Agenda, and on matters that are within the jurisdiction of the Board.
- 3) Persons wishing to speak on specific items listed on the agenda will be afforded an opportunity to speak during the presentation of individual items. Persons wishing to speak on specific items should reserve their comments until the specific item is taken up by the Board, ALUC and Committees.
- 4) If many persons have indicated a desire to address the Board, ALUC and Committees on the same issue, then the Chair may suggest that these persons consolidate their respective testimonies. Testimony by members of the public on any item shall be limited to **three (3) minutes per individual speaker and five (5) minutes for applicants, groups and referring jurisdictions.**
- 5) Pursuant to Authority Policy 1.33 (8), recognized groups must register with the Authority Clerk prior to the meeting.

After a public hearing or the public comment portion of the meeting has been closed, no person shall address the Board, ALUC, and Committees without first obtaining permission to do so.

Additional Meeting Information

Note: This information is available in alternative formats upon request. To request an Agenda in an alternative format, or to request a sign language or oral interpreter, or an Assistive Listening Device (ALD) for the meeting, please telephone the Authority Clerk's Office at (619) 400-2550 at least three (3) working days prior to the meeting to ensure availability.

For your convenience, the agenda is also available to you on our website at www.san.org.

For those planning to attend the Board meeting, parking is available in the public parking lot located directly in front of the Administration Building. Bring your ticket to the third-floor receptionist for validation.

You may also reach the SDCRAA Building by using public transit via the San Diego MTS System, Route 992. For route and fare information, please call the San Diego MTS at (619) 233-3004 or 511.