

# SAN DIEGO COUNTY REGIONAL AIRPORT AUTHORITY

## Board Members

C. April Boling  
Chairman

Greg Cox

Mark Kersey

Robert T. Lloyd

Paul McNamara

Paul Robinson

Johanna S. Schiavoni

Michael Schumacher

Mark B. West

## EXECUTIVE/FINANCE COMMITTEE and SPECIAL BOARD MEETING

### AGENDA

Monday, January 27, 2020  
9:00 A.M.

San Diego International Airport  
SDCRAA Administration Building -- Third Floor  
Board Room  
3225 N. Harbor Drive  
San Diego, CA 92101

## Ex-Officio Board Members

Gustavo Dallarda

Col. Charles B. Dockery

Gayle Miller

## President / CEO

Kimberly J. Becker

This Agenda contains a brief general description of each item to be considered. The indication of a recommended action does not indicate what action (if any) may be taken. If comments are made to the Committee without prior notice or are not listed on the Agenda, no specific answers or responses should be expected at this meeting pursuant to State law. ***Please note that agenda items may be taken out of order.***

Staff Reports and documentation relating to each item of business on the Agenda are on file with the Board Services department and are available for public inspection.

**\*NOTE:** This Committee Meeting also is noticed as a Special Meeting of the Board to (1) foster communication among Board members in compliance with the Brown Act; and (2) preserve the advisory function of the Committee.

Board members who are not members of this Committee may attend and participate in Committee discussions. Since sometimes more than a quorum of the Board may be in attendance, to comply with the Brown Act, this Committee meeting also is noticed as a Special Meeting of the Board.

To preserve the proper function of the Committee, only members officially assigned to this Committee are entitled to vote on any item before the Committee. This Committee only has the power to review items and make recommendations to the Board. Accordingly, this Committee cannot, and will not, take any final action that is binding on the Board or the Authority, even if a quorum of the Board is present.

PLEASE COMPLETE A "REQUEST TO SPEAK" FORM PRIOR TO THE COMMENCEMENT OF THE MEETING AND SUBMIT IT TO THE AUTHORITY CLERK. ***PLEASE REVIEW THE POLICY FOR PUBLIC PARTICIPATION IN BOARD AND BOARD COMMITTEE MEETINGS (PUBLIC COMMENT) LOCATED AT THE END OF THE AGENDA.***

**CALL TO ORDER:**

**PLEDGE OF ALLEGIANCE:**

**ROLL CALL:**

***Executive Committee***

Committee Members: Boling (Chairman), Robinson, Schumacher

***Finance Committee***

Committee Members: Cox (Chairman), Lloyd, Schiavoni, West

**NON-AGENDA PUBLIC COMMENT**

Non-Agenda Public Comment is reserved for members of the public wishing to address the Committee on matters for which another opportunity to speak **is not provided on the Agenda**, and which is within the jurisdiction of the Committee. Please submit a completed speaker slip to the Authority Clerk. ***Each individual speaker is limited to three (3) minutes. Applicants, groups and jurisdictions referring items to the Board for action are limited to five (5) minutes.***

**Note:** Persons wishing to speak on specific items should reserve their comments until the specific item is taken up by the Committee.

**NEW BUSINESS:**

**EXECUTIVE COMMITTEE:**

**1. APPROVAL OF MINUTES:**

RECOMMENDATION: Approve the minutes of the December 19, 2019 regular meeting.

**FINANCE COMMITTEE:**

**2. REVIEW OF THE UNAUDITED FINANCIAL STATEMENTS FOR THE SIX MONTHS ENDED DECEMBER 31, 2019:**

RECOMMENDATION: Forward to the Board with a recommendation for acceptance.

Presented by: Liz Stewart, Senior Manager, Accounting

**3. REVIEW OF THE AUTHORITY'S INVESTMENT REPORT AS OF DECEMBER 31, 2019:**

RECOMMENDATION: Forward to the Board with a recommendation for acceptance.

Presented by: Geoff Bryant, Manager, Airport Finance

**EXECUTIVE COMMITTEE:**

4. **PRE-APPROVAL OF TRAVEL REQUESTS AND APPROVAL OF BUSINESS AND TRAVEL EXPENSE REIMBURSEMENT REQUESTS FOR BOARD MEMBERS, THE PRESIDENT/CEO, THE CHIEF AUDITOR AND GENERAL COUNSEL:**  
RECOMMENDATION: Pre-approve travel requests and approve business and travel expense reimbursement requests.  
Presented by Tony R. Russell, Director, Board Services/Authority Clerk

**REVIEW OF FUTURE AGENDAS:**

5. **REVIEW OF THE DRAFT AGENDA FOR THE FEBRUARY 6, 2020 BOARD MEETING:**  
Presented by: Kimberly J. Becker, President/CEO
6. **REVIEW OF THE DRAFT AGENDA FOR THE FEBRUARY 6, 2020 AIRPORT LAND USE COMMISSION MEETING:**  
Presented by: Kimberly J. Becker, President/CEO

**COMMITTEE MEMBER COMMENTS:**

**ADJOURNMENT:**

**Policy for Public Participation in Board, Airport Land Use Commission (ALUC), and Committee Meetings (Public Comment)**

Persons wishing to address the Board, ALUC, and Committees shall complete a "Request to Speak" form prior to the initiation of the portion of the agenda containing the item to be addressed (e.g., Public Comment and General Items). Failure to complete a form shall not preclude testimony, if permission to address the Board is granted by the Chair.

The Public Comment Section of the agenda is reserved for persons wishing to address the Board, ALUC, and Committees on any matter for which another opportunity to speak is not provided on the Agenda, and on matters that are within the jurisdiction of the Board.

Persons wishing to speak on specific items listed on the agenda will be afforded an opportunity to speak during the presentation of individual items. Persons wishing to speak on specific items should reserve their comments until the specific item is taken up by the Board, ALUC and Committees.

If many persons have indicated a desire to address the Board, ALUC and Committees on the same issue, then the Chair may suggest that these persons consolidate their respective testimonies. Testimony by members of the public on any item shall be limited to **three (3) minutes per individual speaker and five (5) minutes for applicants, groups and referring jurisdictions.**

Pursuant to Authority Policy 1.33 (8), recognized groups must register with the Authority Clerk prior to the meeting.

After a public hearing or the public comment portion of the meeting has been closed, no person shall address the Board, ALUC, and Committees without first obtaining permission to do so.

**Additional Meeting Information**

**NOTE:** This information is available in alternative formats upon request. To request an Agenda in an alternative format, or to request a sign language or oral interpreter, or an Assistive Listening Device (ALD) for the meeting, please telephone the Authority Clerk's Office at (619) 400-2400 at least three (3) working days prior to the meeting to ensure availability.

For your convenience, the agenda is also available to you on our website at [www.san.org](http://www.san.org).

**For those planning to attend the Board meeting, parking is available in the public parking lot located directly in front of the SDCRAA Administration Building. Bring your ticket to the third floor receptionist for validation.**

**You may also reach the SDCRAA Administration Building by using public transit via the San Diego MTS system, Route 992. For route and fare information, please call the San Diego MTS at (619) 233-3004 or 511.**

**DRAFT**  
**SAN DIEGO COUNTY REGIONAL AIRPORT AUTHORITY**  
**SPECIAL BOARD AND**  
**EXECUTIVE AND FINANCE COMMITTEE MEETING MINUTES**  
**THURSDAY, DECEMBER 19, 2019**  
**BOARD ROOM**

**CALL TO ORDER:** Chairman Boling called the Special Board and Executive-Finance Committee Meeting to order at 9:00 a.m., on Thursday, December 19, 2019, in the Board Room of the San Diego International Airport, Administration Building, 3225 N Harbor Drive, San Diego, CA 92101.

**PLEDGE OF ALLEGIANCE:** Board Member Lloyd led the Pledge of Allegiance.

**ROLL CALL:**

***Board***

Present: Board Members: Boling (Chairman), Cox, Kersey, Lloyd, McNamara, Robinson, Schiavoni, Schumacher, West

Absent: Board Members: Dallarda (Ex-Officio), Dockery (Ex-Officio), Miller (Ex-Officio)

***Executive Committee***

Present: Committee Members: Boling (Chairman), Robinson, Schumacher

Absent: Committee Member: None

***Finance Committee***

Present: Committee Members: Cox (Chair), Lloyd, Schiavoni, West

Absent: Committee Member: None

Also Present: Angela Shafer-Payne, Vice President/COO; Amy Gonzalez, General Counsel; Tony R. Russell, Director, Board Services/Authority Clerk; Martha Morales, Assistant Authority Clerk I

**NON-AGENDA PUBLIC COMMENT:** None

**NEW BUSINESS:**

**BOARD:**

**1. APPOINTMENTS TO BOARD COMMITTEES, LIAISON POSITIONS, OTHER REPRESENTATIVE AND ALTERNATE POSITIONS:**

RECOMMENDATION: Adopt Resolution No. 2019-0112, ratifying the emergency appointment of Johanna Schiavoni to the Executive Personnel and Compensation Committee and designating her as Chair of the Committee and appointing April Boling as the primary advisory member and Paul Robinson as the alternate advisory member to the SANDAG Board of Directors.

**ACTION: Moved by Board Member Robinson and seconded by Board Member West to approve staff's recommendation. Motion carried by the following votes: YES – Boling, Cox, Kersey, Lloyd, McNamara, Robinson, Schiavoni, Schumacher, West; NO – None; ABSENT – None; (Weighted Vote Points: YES – 100; NO – 0; ABSENT – 0).**

**FINANCE COMMITTEE:**

**2. REVIEW OF THE UNAUDITED FINANCIAL STATEMENTS FOR THE FIVE MONTHS ENDED NOVEMBER 30, 2019:**

Kathy Kiefer, Senior Director, Finance and Asset Management, provided a presentation on the Review of the Unaudited Financial Statements for the Five Months Ended November 30, 2019 that included Enplanements, Gross Landing Weight Units, Operating Revenue, Operating Expenses, Nonoperating Revenues and Expenses, and Statements of Net Position.

In response to Board Member Kersey's inquiry on whether Lyft plans on opening a Car Rental Service at SAN, as they have announcement for Los Angeles and San Francisco, and what staff is expecting that to do to our car rentals revenue, Marc Nichols, Director, Ground Transportation, stated that there have been several meetings with Lyft and they have not mentioned opening a Rental Car Service at SAN.

In response to Board Member Kersey's inquiry on the status of the event space on top of the Rental Car Center, Scott Brickner, Vice President/CFO, stated that the deal staff was working on fell through and that the Revenue Generation & Partnership Development department will be working on an alternative plan.

In response to Board Member Boling's concerns over who is responsible for TNC violations, Mr. Nichols stated that there are administrative violations as part of the permit in addition to individual driver violations and that as of July 2019 Lyft and Uber have started to pass those costs onto the driver and that when there is a severe violation, the problem drivers are removed from their platform.

Board Member West suggested that staff look at ways to improve the customer experience as it relates to parking to increase revenue. He also requested information on the TNC Pin Match System to see how it is impacting revenue.

Board Member West questioned how the 737 Max suspension has and will impact SAN, Mr. Brickner stated that it could definitely effect our enplanements and that staff will be incorporating that in our enplanement forecast for next year.

In response to Board Member Lloyd's inquiry regarding how AB 5 will affect TNCs at SAN, Amy Gonzalez, General Counsel, stated that she will meet with Mr. Nichols to discuss this issue and provide an update to the Board.

**3. REVIEW OF THE AUTHORITY'S INVESTMENT REPORT AS OF NOVEMBER 30, 2019:**

Geoff Bryant, Manager, Airport Finance, provided a presentation on the Investment Report as of November 30, 2019 that included Portfolio Characteristics, Sector Distribution, Quality & Maturity Distribution, Investment Performance, and Bond Proceeds.

**EXECUTIVE COMMITTEE:**

**4. APPROVAL OF MINUTES:**

RECOMMENDATION: Approve the minutes of the November 25, 2019 regular meeting.

**ACTION: Moved by Board Member Robinson and seconded by Board Member Schumacher to approve staff's recommendation. Motion carried unanimously.**

**5. PRE-APPROVAL OF TRAVEL REQUESTS AND APPROVAL OF BUSINESS AND TRAVEL EXPENSE REIMBURSEMENT REQUESTS FOR BOARD MEMBERS, THE PRESIDENT/CEO, THE CHIEF AUDITOR AND GENERAL COUNSEL:**

RECOMMENDATION: Pre-approve travel requests and approve business and travel expense reimbursement requests.

**ACTION: Moved by Board Member Robinson and seconded by Board Member Schumacher to approve staff's recommendation. Motion carried unanimously.**

**6. REVIEW OF THE PROPOSED 2020 MASTER CALENDAR OF BOARD AND COMMITTEE MEETINGS:**

RECOMMENDATION: Forward this item to the Board with a recommendation for approval.

Chairman Boling provided an overview on the scheduling of the 2020 meeting dates.

**ACTION: Moved by Board Member Robinson and seconded by Board Member Schumacher to approve staff's recommendation. Motion carried unanimously.**

**REVIEW OF FUTURE AGENDAS:**

**7. REVIEW OF THE DRAFT AGENDA FOR THE JANUARY 9, 2020 BOARD MEETING:**

Angela Shafer-Payne, Vice President/COO, provided an overview of the draft agenda for the January 9, 2020, Board meeting.

**8. REVIEW OF THE DRAFT AGENDA FOR THE JANUARY 9, 2020 AIRPORT LAND USE COMMISSION MEETING:**

Chairman Boling requested that the January 9, 2020 ALUC meeting be cancelled since there are no determinations to be received and that the December 5, 2019 minutes be deferred to the February meeting.

**COMMITTEE MEMBER COMMENTS:** None.

**ADJOURNMENT:** The meeting was adjourned at 9:37 a.m.

APPROVED BY A MOTION OF THE SAN DIEGO COUNTY REGIONAL AIRPORT AUTHORITY EXECUTIVE COMMITTEE THIS 27<sup>TH</sup> DAY OF JANUARY, 2020.

ATTEST:

---

TONY R. RUSSELL  
DIRECTOR, BOARD SERVICES/  
AUTHORITY CLERK

APPROVED AS TO FORM:

---

AMY GONZALEZ  
GENERAL COUNSEL



**SAN DIEGO COUNTY REGIONAL AIRPORT AUTHORITY**  
**Statements of Revenues, Expenses, and Changes in Net Position**  
**For the Month Ended December 31, 2019**  
**(Unaudited)**

	Budget	Actual	Variance Favorable (Unfavorable)	% Change	Prior Year
<b>Operating revenues:</b>					
Aviation revenue:					
Landing fees	\$ 3,923,289	\$ 3,971,211	\$ 47,922	1%	\$ 2,136,550
Aircraft parking Fees	979,459	930,614	(48,845)	(5)%	288,858
Building rentals	9,385,949	9,543,439	157,490	2%	5,765,277
Security surcharge	-	-	-	-	2,916,308
CUPPS Support Charges	779,046	826,601	47,555	6%	114,723
Other aviation revenue	12,720	14,063	1,343	11%	12,720
Terminal rent non-airline	178,782	208,909	30,127	17%	182,143
Terminal concessions	2,392,450	2,650,334	257,884	11%	2,268,927
Rental car license fees	2,217,835	1,946,120	(271,715)	(12)%	2,295,247
Rental car center cost recovery	170,290	169,188	(1,102)	(1)%	161,246
License fees other	581,145	686,081	104,936	18%	575,631
Parking revenue	3,323,999	3,962,171	638,172	19%	3,606,417
Ground transportation permits and citations	1,553,448	1,470,931	(82,517)	(5)%	1,199,978
Ground rentals	1,443,982	1,555,693	111,711	8%	1,730,611
Grant reimbursements	24,800	24,799	(1)	-	57,004
Other operating revenue	78,773	90,782	12,009	15%	201,967
<b>Total operating revenues</b>	<b>27,045,967</b>	<b>28,050,936</b>	<b>1,004,969</b>	<b>4%</b>	<b>23,513,607</b>
<b>Operating expenses:</b>					
Salaries and benefits	4,050,002	3,904,021	145,981	4%	3,671,355
Contractual services	4,092,372	3,799,838	292,534	7%	4,159,479
Safety and security	2,540,422	2,412,524	127,898	5%	2,411,699
Space rental	849,229	850,155	(926)	-	848,055
Utilities	1,031,829	1,047,510	(15,681)	(2)%	1,027,089
Maintenance	1,035,788	1,007,991	27,797	3%	1,121,105
Equipment and systems	19,316	7,403	11,913	62%	14,191
Materials and supplies	42,362	35,716	6,646	16%	36,003
Insurance	115,561	100,264	15,297	13%	91,172
Employee development and support	81,940	99,216	(17,276)	(21)%	122,964
Business development	328,052	173,636	154,416	47%	40,315
Equipment rentals and repairs	477,568	297,722	179,846	38%	324,036
<b>Total operating expenses</b>	<b>14,664,441</b>	<b>13,735,996</b>	<b>928,445</b>	<b>6%</b>	<b>13,867,463</b>
Depreciation	10,350,256	10,350,256	-	-	9,436,815
<b>Operating income (loss)</b>	<b>2,031,270</b>	<b>3,964,684</b>	<b>1,933,414</b>	<b>-</b>	<b>209,329</b>
<b>Nonoperating revenue (expenses):</b>					
Passenger facility charges	3,268,606	3,252,869	(15,737)	-	3,195,782
Customer facility charges (Rental Car Center)	2,887,997	2,745,208	(142,789)	(5)%	3,017,114
Quieter Home Program	(326,670)	(228,875)	97,795	30%	(149,158)
Interest income	1,275,283	1,586,776	311,493	24%	1,593,588
BAB interest rebate	398,841	136,825	(262,016)	(66)%	398,841
Interest expense	(6,835,005)	(8,432,755)	(1,597,750)	(23)%	(6,661,362)
Bond amortization costs	462,945	732,188	269,243	58%	476,797
Other nonoperating income (expenses)	-	623,768	623,768	-	2,177,938
<b>Nonoperating revenue, net</b>	<b>1,131,997</b>	<b>416,004</b>	<b>(715,993)</b>	<b>-</b>	<b>4,049,540</b>
<b>Change in net position before capital grant contributions</b>	<b>3,163,267</b>	<b>4,380,688</b>	<b>1,217,421</b>	<b>38%</b>	<b>4,258,869</b>
Capital grant contributions	1,098,641	674,482	(424,159)	(39)%	1,371,085
<b>Change in net position</b>	<b>\$ 4,261,908</b>	<b>\$ 5,055,170</b>	<b>\$ 793,262</b>	<b>19%</b>	<b>\$ 5,629,954</b>

**SAN DIEGO COUNTY REGIONAL AIRPORT AUTHORITY**  
**Statements of Revenues, Expenses, and Changes in Net Position**  
**For the Six Months Ended December 31, 2019 and 2018**  
(Unaudited)

	Budget	Actual	Variance Favorable (Unfavorable)	% Change	Prior Year
<b>Operating revenues:</b>					
Aviation revenue:					
Landing fees	\$ 24,051,998	\$ 24,077,445	\$ 25,447	-	\$ 14,019,253
Aircraft parking fees	5,969,782	5,842,224	(127,558)	(2)%	1,738,216
Building rentals	58,402,883	58,536,991	134,108	-	34,951,956
Security surcharge	-	-	-	-	17,511,657
CUPPS Support Charges	5,020,811	5,066,449	45,638	1%	689,735
Other aviation revenue	93,486	93,719	233	-	93,486
Terminal rent non-airline	1,085,505	1,207,435	121,930	11%	1,094,558
Terminal concessions	15,016,810	16,000,070	983,260	7%	14,497,088
Rental car license fees	17,098,351	15,763,020	(1,335,331)	(8)%	16,566,628
Rental car center cost recovery	1,021,738	1,016,650	(5,088)	-	1,013,230
License fees other	3,320,622	3,768,570	447,948	13%	3,263,047
Parking revenue	21,438,257	24,761,839	3,323,582	16%	23,860,161
Ground transportation permits and citations	9,889,916	9,932,306	42,390	0%	7,935,738
Ground rentals	8,663,890	9,334,157	670,267	8%	10,496,377
Grant reimbursements	162,257	155,476	(6,781)	(4)%	269,567
Other operating revenue	578,956	899,780	320,824	55%	944,700
<b>Total operating revenues</b>	<b>171,815,262</b>	<b>176,456,131</b>	<b>4,640,869</b>	<b>3%</b>	<b>148,945,397</b>
<b>Operating expenses:</b>					
Salaries and benefits	24,621,394	23,840,069	781,325	3%	22,264,695
Contractual services	23,140,836	21,720,291	1,420,545	6%	24,788,413
Safety and security	16,345,177	15,819,938	525,239	3%	15,080,774
Space rental	5,095,375	5,101,872	(6,497)	-	5,093,922
Utilities	7,500,632	7,123,785	376,847	5%	7,246,460
Maintenance	6,537,678	6,522,358	15,320	-	6,471,730
Equipment and systems	113,594	146,027	(32,433)	(29)%	140,943
Materials and supplies	222,316	298,286	(75,970)	(34)%	274,517
Insurance	812,422	714,092	98,330	12%	652,204
Employee development and support	655,571	592,531	63,040	10%	519,379
Business development	1,506,982	895,552	611,430	41%	1,565,287
Equipment rentals and repairs	2,129,842	1,751,374	378,468	18%	1,707,532
<b>Total operating expenses</b>	<b>88,681,819</b>	<b>84,526,175</b>	<b>4,155,644</b>	<b>5%</b>	<b>85,805,856</b>
Depreciation	62,165,269	62,165,269	-	-	55,834,880
<b>Operating income (loss)</b>	<b>20,968,174</b>	<b>29,764,687</b>	<b>8,796,513</b>	<b>42%</b>	<b>7,304,661</b>
<b>Nonoperating revenue (expenses):</b>					
Passenger facility charges	23,198,669	23,866,359	667,690	3%	22,637,266
Customer facility charges (Rental Car Center)	20,784,511	20,920,259	135,748	1%	20,808,472
Quieter Home Program	(1,579,251)	(1,738,433)	(159,182)	(10)%	(1,319,937)
Interest income	8,372,185	8,987,637	615,452	7%	8,104,315
BAB interest rebate	2,343,087	2,089,397	(253,690)	(11)%	2,343,087
Interest expense	(40,796,672)	(41,560,613)	(763,941)	2%	(40,093,969)
Bond amortization costs	2,785,908	3,055,152	269,244	10%	2,868,496
Other nonoperating income (expenses)	-	2,445,907	2,445,907	-	2,212,732
<b>Nonoperating revenue, net</b>	<b>15,108,437</b>	<b>18,065,665</b>	<b>2,957,228</b>	<b>20%</b>	<b>17,560,462</b>
<b>Change in net position before capital grant contributions</b>	<b>36,076,611</b>	<b>47,830,352</b>	<b>11,753,741</b>	<b>33%</b>	<b>24,865,123</b>
Capital grant contributions	2,955,710	2,348,052	(607,658)	(21)%	4,514,738
<b>Change in net position</b>	<b>\$ 39,032,321</b>	<b>\$ 50,178,404</b>	<b>\$ 11,146,083</b>	<b>29%</b>	<b>\$ 29,379,861</b>

**SAN DIEGO COUNTY REGIONAL AIRPORT AUTHORITY**  
**Statements of Net Position**  
**as of December 31, 2019**  
**(Unaudited)**

**ASSETS**

	December	
	2019	2018
<b>Current assets:</b>		
Cash and investments <sup>(1)</sup>	\$ 86,206,737	\$ 97,665,078
Tenant lease receivable, net of allowance of 2019: (\$211,156) and 2018: (\$208,649)	22,010,095	11,361,031
Grants receivable	4,621,881	4,663,063
Notes receivable-current portion	2,006,052	1,903,323
Prepaid expenses and other current assets	11,504,571	11,599,248
<b>Total current assets</b>	<b>126,349,336</b>	<b>127,191,743</b>
<b>Cash designated for capital projects and other <sup>(1)</sup></b>	<b>78,390,460</b>	<b>40,559,173</b>
<b>Restricted assets:</b>		
Cash and investments:		
Bonds reserve <sup>(1)</sup>	62,911,770	62,346,162
Passenger facility charges and interest unapplied <sup>(1)</sup>	63,528,560	86,190,227
Customer facility charges and interest unapplied <sup>(1)</sup>	47,095,133	48,505,455
SBD Bond Guarantee <sup>(1)</sup>	4,000,000	4,000,000
Bond proceeds held by trustee <sup>(1)</sup>	495,625,646	259,534,308
Passenger facility charges receivable	5,483,625	4,936,013
Customer facility charges receivable	3,485,989	3,691,079
OCIP insurance reserve	5,519,913	5,537,667
<b>Total restricted assets</b>	<b>687,650,636</b>	<b>474,740,911</b>
<b>Noncurrent assets:</b>		
<b>Capital assets:</b>		
Land and land improvements	136,757,114	135,086,591
Runways, roads and parking lots	698,701,559	647,568,731
Buildings and structures	1,695,520,195	1,686,238,205
Machinery and equipment	61,930,746	58,406,451
Vehicles	25,388,285	18,100,855
Office furniture and equipment	44,244,977	37,387,136
Works of art	13,784,607	12,567,380
Construction-in-progress	223,988,126	164,237,844
	<b>2,900,315,609</b>	<b>2,759,593,193</b>
Less accumulated depreciation	(1,159,370,581)	(1,048,806,812)
<b>Total capital assets, net</b>	<b>1,740,945,028</b>	<b>1,710,786,381</b>
<b>Other assets:</b>		
Notes receivable - long-term portion	28,348,079	30,407,516
Investments-long-term portion <sup>(1)</sup>	261,568,893	167,808,137
Net OPEB Asset	394,547	97,418
Security deposit	331,026	130,611
<b>Total other assets</b>	<b>290,642,545</b>	<b>198,443,682</b>
<b>Deferred outflows of resources:</b>		
Deferred pension outflows	27,314,384	21,807,274
Deferred OPEB outflows	1,405,099	1,372,700
Deferred POB outflows	556,018	505,326
Deferred Refunding Loss	5,985,331	-
<b>Total assets and deferred outflows of resources</b>	<b>\$ 2,959,238,837</b>	<b>\$ 2,575,407,190</b>

<sup>(1)</sup> Total cash and investments, \$1,099,327,199 for 2019 and \$766,608,540 for 2018

**SAN DIEGO COUNTY REGIONAL AIRPORT AUTHORITY**  
**Statements of Net Position**  
**as of December 31, 2019**  
**(Unaudited)**

**LIABILITIES AND NET POSITION**

	December	
	2019	2018
<b>Current liabilities:</b>		
Accounts payable and accrued liabilities	\$ 68,128,558	\$ 52,746,431
Deposits and other current liabilities	5,542,575	7,564,340
<b>Total current liabilities</b>	<b>73,671,133</b>	<b>60,310,771</b>
<b>Current liabilities - payable from restricted assets:</b>		
Current portion of long-term debt	30,740,000	22,725,000
Accrued interest on bonds and variable debt	32,832,275	33,654,073
<b>Total liabilities payable from restricted assets</b>	<b>63,572,275</b>	<b>56,379,073</b>
<b>Long-term liabilities:</b>		
Variable debt	13,719,000	20,163,000
Other long-term liabilities	9,244,925	8,981,616
Long term debt - bonds net of amortized premium	1,870,216,455	1,567,297,201
Net pension liability	18,373,281	18,743,453
<b>Total long-term liabilities</b>	<b>1,911,553,661</b>	<b>1,615,185,270</b>
<b>Total liabilities</b>	<b>2,048,797,069</b>	<b>1,731,875,114</b>
<b>Deferred inflows of resources:</b>		
Deferred pension inflows	6,235,494	3,506,867
Deferred OPEB inflows	507,578	541,669
Deferred POB inflows	217,937	178,971
<b>Total liabilities and deferred inflows of resources</b>	<b>\$ 2,055,758,078</b>	<b>\$ 1,736,102,621</b>
<b>Net Position:</b>		
Invested in capital assets, net of related debt	315,202,258	353,111,805
Other restricted	191,927,773	211,998,359
Unrestricted:		
Designated	107,085,058	40,559,173
Undesignated	289,265,670	233,635,232
<b>Total Net Position</b>	<b>\$ 903,480,759</b>	<b>\$ 839,304,569</b>



**San Diego County Regional Airport Authority**  
**Authority Detail Income Statement - Supplemental Schedule**  
 For the six months ended December 31, 2019  
 (Unaudited)

Print Date: 1/17/2020  
 Print Time: 9:53:42AM  
 Report ID: GL0012

	Month to Date					Year to Date				
	Budget	Actual	Variance Favorable (Unfavorable)	Variance Percent	Prior Year Actual	Budget	Actual	Variance Favorable (Unfavorable)	Variance Percent	Prior Year Actual
<b>Landing Fees</b>										
41112 - Landing Fees	\$3,939,403	\$3,987,312	\$47,909	1	\$2,151,470	\$24,187,147	\$24,176,990	\$(10,157)	0	\$14,129,818
41113 - Landing Fee Rebate	(16,114)	(16,101)	14	0	(14,920)	(135,149)	(99,545)	35,604	26	(110,565)
<b>Total Landing Fees</b>	<b>3,923,289</b>	<b>3,971,211</b>	<b>47,923</b>	<b>1</b>	<b>2,136,550</b>	<b>24,051,998</b>	<b>24,077,444</b>	<b>25,447</b>	<b>0</b>	<b>14,019,253</b>
<b>Aircraft Parking Fees</b>										
41150 - Terminal Aircraft Parking	0	0	0	0	238,180	0	0	0	0	1,429,081
41155 - Remote Aircraft Parking	0	0	0	0	50,678	0	0	0	0	309,135
41160 - Aircraft Parking Position Rent	622,666	636,840	14,174	2	0	3,735,995	3,821,040	85,045	2	0
41162 - Parking Position Turn Fee	167,252	136,244	(31,008)	(19)	0	1,075,920	945,379	(130,541)	(12)	0
41165 - Overnight Parking Fee	189,541	157,530	(32,012)	(17)	0	1,157,867	1,075,805	(82,062)	(7)	0
<b>Total Aircraft Parking Fees</b>	<b>979,460</b>	<b>930,614</b>	<b>(48,846)</b>	<b>(5)</b>	<b>288,858</b>	<b>5,969,782</b>	<b>5,842,224</b>	<b>(127,558)</b>	<b>(2)</b>	<b>1,738,215</b>
<b>Building and Other Rents</b>										
41210 - Terminal Rent	9,026,753	9,167,769	141,016	2	5,483,913	56,246,783	56,328,586	81,803	0	33,246,084
41215 - Federal Inspection Services	359,195	375,670	16,475	5	281,363	2,156,100	2,208,405	52,305	2	1,705,872
<b>Total Building and Other Rents</b>	<b>9,385,948</b>	<b>9,543,439</b>	<b>157,491</b>	<b>2</b>	<b>5,765,276</b>	<b>58,402,883</b>	<b>58,536,991</b>	<b>134,108</b>	<b>0</b>	<b>34,951,956</b>
<b>Security Surcharge</b>										
41310 - Airside Security Charges	0	0	0	0	684,971	0	0	0	0	4,116,719
41320 - Terminal Security Charge	0	0	0	0	2,231,337	0	0	0	0	13,394,938
<b>Total Security Surcharge</b>	<b>0</b>	<b>0</b>	<b>0</b>	<b>0</b>	<b>2,916,308</b>	<b>0</b>	<b>0</b>	<b>0</b>	<b>0</b>	<b>17,511,656</b>
<b>CUPPS Support Charges</b>										
41400 - Common Use Fees	779,046	826,601	47,555	6	114,723	5,020,811	5,066,449	45,638	1	689,735
<b>Total CUPPS Support Charges</b>	<b>779,046</b>	<b>826,601</b>	<b>47,555</b>	<b>6</b>	<b>114,723</b>	<b>5,020,811</b>	<b>5,066,449</b>	<b>45,638</b>	<b>1</b>	<b>689,735</b>
<b>Other Aviation Revenue</b>										
43100 - Fuel Franchise Fees	12,720	14,063	1,343	11	12,720	93,486	93,719	233	0	93,486
<b>Total Other Aviation Revenue</b>	<b>12,720</b>	<b>14,063</b>	<b>1,343</b>	<b>11</b>	<b>12,720</b>	<b>93,486</b>	<b>93,719</b>	<b>233</b>	<b>0</b>	<b>93,486</b>
<b>Non-Airline Terminal Rents</b>										
45010 - Terminal Rent - Non-Airline	178,782	208,909	30,127	17	182,143	1,085,505	1,207,435	121,930	11	1,094,558
<b>Total Non-Airline Terminal Rents</b>	<b>178,782</b>	<b>208,909</b>	<b>30,127</b>	<b>17</b>	<b>182,143</b>	<b>1,085,505</b>	<b>1,207,435</b>	<b>121,930</b>	<b>11</b>	<b>1,094,558</b>

**San Diego County Regional Airport Authority**  
**Authority Detail Income Statement - Supplemental Schedule**  
For the six months ended December 31, 2019  
(Unaudited)

Print Date: 1/17/2020  
Print Time: 9:53:42AM  
Report ID: GL0012

	Month to Date					Year to Date				
	Budget	Actual	Variance Favorable (Unfavorable)	Variance Percent	Prior Year Actual	Budget	Actual	Variance Favorable (Unfavorable)	Variance Percent	Prior Year Actual
<b>Concession Revenue</b>										
45111 - Term Concessions-Food & Bev	\$1,136,034	\$1,188,105	\$52,072	5	\$1,089,381	\$6,941,234	\$7,157,946	\$216,713	3	\$6,715,047
45112 - Terminal Concessions - Retail	607,281	641,025	33,744	6	624,073	4,043,319	4,150,516	107,196	3	4,070,393
45113 - Term Concessions - Other	229,555	395,096	165,541	72	162,379	1,485,216	2,108,625	623,409	42	1,295,244
45114 - Term Concessions Space Rents	80,803	85,044	4,241	5	78,832	484,817	508,592	23,775	5	472,995
45115 - Term Concessions Cost Recovery	142,910	143,697	787	1	121,715	855,039	873,435	18,396	2	762,787
45116 - Rec Distr Center Cost Recovery	137,820	135,904	(1,916)	(1)	133,345	827,324	810,584	(16,740)	(2)	801,909
45117 - Concessions Marketing Program	58,047	61,463	3,417	6	59,202	379,861	390,372	10,512	3	378,713
45120 - Rental car license fees	2,217,835	1,946,120	(271,716)	(12)	2,295,247	17,098,351	15,763,020	(1,335,331)	(8)	16,566,628
45121 - Rental Car Center Cost Recover	170,290	169,188	(1,101)	(1)	161,246	1,021,738	1,016,650	(5,088)	0	1,013,230
45130 - License Fees - Other	581,145	686,081	104,935	18	575,631	3,320,622	3,768,570	447,948	13	3,263,047
<b>Total Concession Revenue</b>	<b>5,361,720</b>	<b>5,451,723</b>	<b>90,004</b>	<b>2</b>	<b>5,301,052</b>	<b>36,457,520</b>	<b>36,548,310</b>	<b>90,790</b>	<b>0</b>	<b>35,339,994</b>
<b>Parking and Ground Transportat</b>										
45210 - Parking	3,323,999	3,962,171	638,172	19	3,606,417	21,438,257	24,761,839	3,323,582	16	23,860,161
45220 - AVI fees	1,480,004	1,430,605	(49,399)	(3)	1,176,895	9,711,905	9,698,035	(13,870)	0	7,770,385
45240 - Ground Transportation Pe	52,530	35,090	(17,440)	(33)	14,495	52,530	101,841	49,311	94	34,125
45250 - Citations	20,914	5,236	(15,678)	(75)	8,588	125,481	132,430	6,949	6	131,228
<b>Total Parking and Ground Transportat</b>	<b>4,877,447</b>	<b>5,433,102</b>	<b>555,655</b>	<b>11</b>	<b>4,806,395</b>	<b>31,328,173</b>	<b>34,694,145</b>	<b>3,365,972</b>	<b>11</b>	<b>31,795,898</b>
<b>Ground Rentals</b>										
45310 - Ground Rental Fixed - N	1,443,982	1,555,693	111,711	8	1,730,611	8,663,890	9,334,157	670,267	8	10,496,377
<b>Total Ground Rentals</b>	<b>1,443,982</b>	<b>1,555,693</b>	<b>111,711</b>	<b>8</b>	<b>1,730,611</b>	<b>8,663,890</b>	<b>9,334,157</b>	<b>670,267</b>	<b>8</b>	<b>10,496,377</b>
<b>Grant Reimbursements</b>										
45410 - TSA Reimbursements	24,800	24,800	0	0	24,800	147,200	147,200	0	0	147,200
45420 - Planning Grants	0	(1)	(1)	0	32,204	15,057	8,276	(6,781)	(45)	122,367
<b>Total Grant Reimbursements</b>	<b>24,800</b>	<b>24,799</b>	<b>(1)</b>	<b>0</b>	<b>57,004</b>	<b>162,257</b>	<b>155,476</b>	<b>(6,781)</b>	<b>(4)</b>	<b>269,567</b>

**San Diego County Regional Airport Authority**  
**Authority Detail Income Statement - Supplemental Schedule**  
For the six months ended December 31, 2019  
(Unaudited)

Print Date: 1/17/2020  
Print Time: 9:53:42AM  
Report ID: GL0012

	Month to Date					Year to Date				
	Budget	Actual	Variance Favorable (Unfavorable)	Variance Percent	Prior Year Actual	Budget	Actual	Variance Favorable (Unfavorable)	Variance Percent	Prior Year Actual
<b>Other Operating Revenue</b>										
45510 - Finger Printing Fee	\$18,926	\$15,683	\$(3,243)	(17)	\$18,099	\$113,556	\$118,008	\$4,452	4	\$137,132
45520 - Utilities Reimbursements	17,631	16,686	(945)	(5)	17,117	105,783	100,115	(5,668)	(5)	102,705
45530 - Miscellaneous Other Reve	4,274	21,110	16,836	394	9,065	25,644	103,608	77,964	304	200,096
45535 - Innovation Lab Revenue	0	0	0	0	0	0	600	600	0	500
45540 - Service Charges	7,314	(29,173)	(36,487)	(499)	121,655	43,884	173,719	129,835	296	318,882
45550 - Telecom Services	14,500	42,244	27,744	191	14,853	191,000	249,037	58,037	30	59,028
45570 - FBO Landing Fees	16,128	24,231	8,103	50	21,177	96,769	152,373	55,604	57	124,037
45580 - Equipment Rental	0	0	0	0	0	2,320	2,320	0	0	2,320
<b>Total Other Operating Revenue</b>	<b>78,773</b>	<b>90,780</b>	<b>12,008</b>	<b>15</b>	<b>201,967</b>	<b>578,956</b>	<b>899,780</b>	<b>320,824</b>	<b>55</b>	<b>944,700</b>
<b>Total Operating Revenue</b>	<b>27,045,965</b>	<b>28,050,934</b>	<b>1,004,969</b>	<b>4</b>	<b>23,513,607</b>	<b>171,815,260</b>	<b>176,456,129</b>	<b>4,640,869</b>	<b>3</b>	<b>148,945,396</b>
<b>Personnel Expenses</b>										
<b>Salaries</b>										
51110 - Salaries & Wages	2,928,257	2,405,264	522,993	18	2,345,457	17,834,799	14,948,683	2,886,116	16	14,297,618
51210 - Paid Time Off	29,167	280,424	(251,257)	(861)	207,079	175,000	1,769,768	(1,594,767)	(911)	1,690,501
51220 - Holiday Pay	0	113,846	(113,846)	0	51,318	0	282,770	(282,770)	0	276,220
51240 - Other Leave With Pay	0	1,250	(1,250)	0	15,533	0	64,913	(64,913)	0	68,940
51250 - Special Pay	0	16,971	(16,971)	0	(24,259)	0	136,791	(136,791)	0	184,467
<b>Total Salaries</b>	<b>2,957,424</b>	<b>2,817,754</b>	<b>139,670</b>	<b>5</b>	<b>2,595,127</b>	<b>18,009,799</b>	<b>17,202,924</b>	<b>806,875</b>	<b>4</b>	<b>16,517,746</b>
52110 - Overtime	79,686	62,252	17,435	22	83,266	383,189	470,667	(87,478)	(23)	412,073

**San Diego County Regional Airport Authority**  
**Authority Detail Income Statement - Supplemental Schedule**  
For the six months ended December 31, 2019  
(Unaudited)

Print Date: 1/17/2020  
Print Time: 9:53:42AM  
Report ID: GL0012

	Month to Date					Year to Date				
	Budget	Actual	Variance Favorable (Unfavorable)	Variance Percent	Prior Year Actual	Budget	Actual	Variance Favorable (Unfavorable)	Variance Percent	Prior Year Actual
<b>Benefits</b>										
54110 - FICA Tax	\$205,629	\$189,452	\$16,176	8	\$174,889	\$1,315,003	\$1,220,046	\$94,957	7	\$1,178,346
54120 - Unemployment Insurance-S	0	0	0	0	0	0	8,249	(8,249)	0	10,526
54130 - Workers Compensation Ins	23,531	14,390	9,140	39	14,540	140,226	87,987	52,239	37	92,029
54135 - Workers Comp Incident Expense	0	472	(472)	0	0	0	22,282	(22,282)	0	(27,491)
54210 - Medical Insurance	392,007	374,908	17,099	4	317,326	2,335,297	2,224,845	110,452	5	1,909,757
54220 - Dental Insurance	27,215	27,043	172	1	24,760	162,111	159,965	2,146	1	150,374
54230 - Vision Insurance	3,479	3,336	143	4	3,220	20,717	19,716	1,001	5	19,324
54240 - Life Insurance	8,020	7,398	621	8	8,834	47,607	43,626	3,981	8	53,107
54250 - Short Term Disability	10,260	13,427	(3,167)	(31)	10,474	60,757	71,917	(11,160)	(18)	62,918
54310 - Retirement	768,740	762,845	5,896	1	719,478	4,758,017	4,691,144	66,873	1	4,445,195
54315 - Retiree Health Benefits	14,040	13,550	490	3	7,100	83,265	79,300	3,965	5	69,200
54410 - Taxable Benefits	0	1,150	(1,150)	0	17,403	0	15,318	(15,318)	0	18,213
54430 - Accrued Vacation	0	(1,796)	1,796	0	56,875	0	(29,411)	29,411	0	(25,808)
54440 - Relocation	0	0	0	0	0	0	0	0	0	17,355
<b>Total Benefits</b>	<b>1,452,919</b>	<b>1,406,176</b>	<b>46,744</b>	<b>3</b>	<b>1,354,898</b>	<b>8,923,000</b>	<b>8,614,984</b>	<b>308,016</b>	<b>3</b>	<b>7,973,047</b>
<b>Cap Labor/Burden/OH Recharge</b>										
54510 - Capitalized Labor Recha	(396,386)	(232,627)	(163,758)	(41)	(92,475)	(2,421,312)	(1,495,001)	(926,311)	(38)	(670,449)
54515 - Capitalized Burden Rech	0	(101,914)	101,914	0	(40,815)	0	(662,755)	662,755	0	(294,099)
54599 - OH Contra	0	0	0	0	(179,722)	0	0	0	0	(1,343,162)
<b>Total Cap Labor/Burden/OH Recharge</b>	<b>(396,386)</b>	<b>(334,541)</b>	<b>(61,845)</b>	<b>(16)</b>	<b>(313,012)</b>	<b>(2,421,312)</b>	<b>(2,157,756)</b>	<b>(263,556)</b>	<b>(11)</b>	<b>(2,307,710)</b>
<b>QHP Labor/Burden/OH Recharge</b>										
54520 - QHP Labor Recharge	(43,643)	(21,159)	(22,484)	(52)	(21,458)	(273,282)	(148,933)	(124,349)	(46)	(165,190)
54525 - QHP Burden Recharge	0	(10,141)	10,141	0	(10,298)	0	(71,825)	71,825	0	(77,335)
54526 - QHP OH Contra Acct	0	(16,177)	16,177	0	(17,064)	0	(57,497)	57,497	0	(87,829)
<b>Total QHP Labor/Burden/OH Recharge</b>	<b>(43,643)</b>	<b>(47,478)</b>	<b>3,835</b>	<b>9</b>	<b>(48,820)</b>	<b>(273,282)</b>	<b>(278,256)</b>	<b>4,974</b>	<b>2</b>	<b>(330,355)</b>
<b>MM&amp;JS Labor/Burden/OH Recharge</b>										
54530 - MM & JS Labor Recharge	0	(143)	143	0	(2,099)	0	(12,496)	12,496	0	(2,192)
54531 - Joint Studies - Labor	0	0	0	0	1,993	0	0	0	0	2,087
54535 - MM & JS Burden Recharge	0	0	0	0	(696)	0	0	0	0	(735)
54536 - Maintenance-Burden	0	0	0	0	696	0	0	0	0	735
<b>Total MM&amp;JS Labor/Burden/OH Recharge</b>	<b>0</b>	<b>(143)</b>	<b>143</b>	<b>0</b>	<b>(106)</b>	<b>0</b>	<b>(12,496)</b>	<b>12,496</b>	<b>0</b>	<b>(106)</b>
<b>Total Personnel Expenses</b>	<b>4,050,001</b>	<b>3,904,019</b>	<b>145,982</b>	<b>4</b>	<b>3,671,354</b>	<b>24,621,394</b>	<b>23,840,068</b>	<b>781,326</b>	<b>3</b>	<b>22,264,696</b>



**San Diego County Regional Airport Authority**  
**Authority Detail Income Statement - Supplemental Schedule**  
For the six months ended December 31, 2019  
(Unaudited)

Print Date: 1/17/2020  
Print Time: 9:53:42AM  
Report ID: GL0012

	Month to Date					Year to Date				
	Budget	Actual	Variance Favorable (Unfavorable)	Variance Percent	Prior Year Actual	Budget	Actual	Variance Favorable (Unfavorable)	Variance Percent	Prior Year Actual
<b>Non-Personnel Expenses</b>										
<b>Contract Services</b>										
61100 - Temporary Staffing	\$9,583	\$77,659	\$(68,076)	(710)	\$32,070	\$166,700	\$302,245	\$(135,545)	(81)	\$371,325
61110 - Auditing Services	417	0	417	100	0	117,500	132,610	(15,110)	(13)	102,900
61120 - Legal Services	60,000	72,780	(12,780)	(21)	19,352	365,000	168,712	196,288	54	333,578
61130 - Services - Professional	1,017,941	1,019,142	(1,201)	0	1,001,813	4,965,140	4,539,984	425,156	9	5,791,618
61150 - Outside Svs - Other	412,966	313,433	99,533	24	300,900	2,450,488	2,183,688	266,800	11	2,035,235
61160 - Services - Custodial	2,447,283	2,176,053	271,231	11	2,834,241	14,210,491	13,548,207	662,283	5	16,181,155
61190 - Receiving & Dist Cntr Services	144,182	140,771	3,411	2	140,342	865,517	844,845	20,671	2	841,636
61990 - OH Contra	0	0	0	0	(169,239)	0	0	0	0	(869,034)
<b>Total Contract Services</b>	<b>4,092,372</b>	<b>3,799,838</b>	<b>292,535</b>	<b>7</b>	<b>4,159,478</b>	<b>23,140,836</b>	<b>21,720,292</b>	<b>1,420,543</b>	<b>6</b>	<b>24,788,412</b>
<b>Safety and Security</b>										
61170 - Services - Fire, Police,	591,959	593,259	(1,300)	0	562,343	3,529,091	3,483,743	45,348	1	3,227,167
61180 - Services - SDUPD-Harbor	1,413,463	1,286,379	127,084	9	1,441,695	9,725,471	9,201,356	524,115	5	9,140,200
61185 - Guard Services	371,673	414,089	(42,416)	(11)	308,261	2,095,965	2,298,932	(202,967)	(10)	1,889,830
61188 - Other Safety & Security Serv	163,327	118,797	44,529	27	99,400	994,650	835,907	158,744	16	823,577
<b>Total Safety and Security</b>	<b>2,540,422</b>	<b>2,412,525</b>	<b>127,898</b>	<b>5</b>	<b>2,411,698</b>	<b>16,345,177</b>	<b>15,819,937</b>	<b>525,240</b>	<b>3</b>	<b>15,080,774</b>
<b>Space Rental</b>										
62100 - Rent	849,229	850,155	(926)	0	848,055	5,095,375	5,101,872	(6,497)	0	5,093,922
<b>Total Space Rental</b>	<b>849,229</b>	<b>850,155</b>	<b>(926)</b>	<b>0</b>	<b>848,055</b>	<b>5,095,375</b>	<b>5,101,872</b>	<b>(6,497)</b>	<b>0</b>	<b>5,093,922</b>
<b>Utilities</b>										
63100 - Telephone & Other Commun	46,987	44,579	2,409	5	49,140	280,000	252,438	27,561	10	270,500
63110 - Utilities - Gas & Electr	868,791	895,464	(26,672)	(3)	869,014	6,484,193	6,206,980	277,213	4	6,291,241
63120 - Utilities - Water	116,051	107,467	8,585	7	108,935	736,439	664,367	72,072	10	685,329
63190 - OH Contra	0	0	0	0	0	0	0	0	0	(610)
<b>Total Utilities</b>	<b>1,031,830</b>	<b>1,047,509</b>	<b>(15,679)</b>	<b>(2)</b>	<b>1,027,089</b>	<b>7,500,632</b>	<b>7,123,785</b>	<b>376,847</b>	<b>5</b>	<b>7,246,460</b>

**San Diego County Regional Airport Authority**  
**Authority Detail Income Statement - Supplemental Schedule**  
For the six months ended December 31, 2019  
(Unaudited)

Print Date: 1/17/2020  
Print Time: 9:53:42AM  
Report ID: GL0012

	Month to Date					Year to Date				
	Budget	Actual	Variance Favorable (Unfavorable)	Variance Percent	Prior Year Actual	Budget	Actual	Variance Favorable (Unfavorable)	Variance Percent	Prior Year Actual
<b>Maintenance</b>										
64100 - Facilities Supplies	\$56,000	\$68,859	\$(12,859)	(23)	\$52,574	\$372,800	\$398,090	\$(25,290)	(7)	\$411,431
64110 - Maintenance - Annual R	806,675	719,964	86,711	11	998,406	4,946,776	4,931,499	15,277	0	5,072,570
64124 - Maintenance-Overhead	0	0	0	0	2,592	0	0	0	0	2,627
64125 - Major Maintenance - Mat	131,447	151,953	(20,506)	(16)	106,629	968,101	918,768	49,333	5	699,851
64140 - Refuse & Hazardous Waste	41,667	67,216	(25,550)	(61)	(39,095)	250,000	274,001	(24,001)	(10)	285,250
<b>Total Maintenance</b>	<b>1,035,788</b>	<b>1,007,992</b>	<b>27,797</b>	<b>3</b>	<b>1,121,105</b>	<b>6,537,677</b>	<b>6,522,358</b>	<b>15,319</b>	<b>0</b>	<b>6,471,729</b>
<b>Equipment and Systems</b>										
65100 - Equipment & Systems	19,316	7,403	11,913	62	14,191	113,594	146,027	(32,432)	(29)	142,459
65101 - OH Contra	0	0	0	0	0	0	0	0	0	(1,516)
<b>Total Equipment and Systems</b>	<b>19,316</b>	<b>7,403</b>	<b>11,913</b>	<b>62</b>	<b>14,191</b>	<b>113,594</b>	<b>146,027</b>	<b>(32,432)</b>	<b>(29)</b>	<b>140,943</b>
<b>Materials and Supplies</b>										
65110 - Office & Operating Suppl	26,047	29,037	(2,990)	(11)	25,042	152,463	233,118	(80,655)	(53)	206,563
65120 - Safety Equipment & Suppl	9,815	4,415	5,401	55	7,686	47,453	50,235	(2,782)	(6)	70,593
65130 - Tools - Small	6,500	2,264	4,236	65	5,389	22,400	14,933	7,467	33	7,662
65199 - OH Contra	0	0	0	0	(2,114)	0	0	0	0	(10,301)
<b>Total Materials and Supplies</b>	<b>42,363</b>	<b>35,715</b>	<b>6,648</b>	<b>16</b>	<b>36,002</b>	<b>222,316</b>	<b>298,287</b>	<b>(75,971)</b>	<b>(34)</b>	<b>274,517</b>
<b>Insurance</b>										
67170 - Insurance - Property	74,969	58,335	16,634	22	52,678	449,811	350,009	99,803	22	316,065
67171 - Insurance - Liability	13,008	13,599	(591)	(5)	11,825	78,045	81,593	(3,548)	(5)	70,950
67172 - Insurance - Public Offic	15,635	16,694	(1,060)	(7)	15,033	94,307	94,165	142	0	90,705
67173 - Insurance Miscellaneous	11,949	11,636	313	3	11,636	190,259	188,325	1,934	1	174,484
<b>Total Insurance</b>	<b>115,559</b>	<b>100,263</b>	<b>15,296</b>	<b>13</b>	<b>91,172</b>	<b>812,423</b>	<b>714,091</b>	<b>98,332</b>	<b>12</b>	<b>652,204</b>

**San Diego County Regional Airport Authority**  
**Authority Detail Income Statement - Supplemental Schedule**  
For the six months ended December 31, 2019  
(Unaudited)

Print Date: 1/17/2020  
Print Time: 9:53:42AM  
Report ID: GL0012

	Month to Date					Year to Date				
	Budget	Actual	Variance Favorable (Unfavorable)	Variance Percent	Prior Year Actual	Budget	Actual	Variance Favorable (Unfavorable)	Variance Percent	Prior Year Actual
<b>Employee Development and Suppo</b>										
66120 - Awards - Service	\$3,945	\$3,557	\$389	10	\$31,396	\$39,861	\$35,834	\$4,027	10	\$49,970
66130 - Book & Periodicals	4,980	236	4,744	95	3,403	26,678	18,886	7,792	29	23,449
66220 - Permits/Certificates/Lic	1,263	37,635	(36,372)	(2,879)	25,478	69,870	61,539	8,331	12	76,155
66260 - Recruiting	1,917	2,831	(914)	(48)	5,575	16,251	17,558	(1,307)	(8)	17,020
66280 - Seminars & Training	27,651	10,539	17,112	62	35,743	223,568	173,843	49,725	22	144,875
66290 - Transportation	12,531	10,683	1,848	15	10,807	76,138	69,082	7,056	9	66,913
66299 - OH Contra	0	0	0	0	(610)	0	0	0	0	(13,959)
66305 - Travel-Employee Developm	15,435	20,580	(5,145)	(33)	6,045	139,331	153,094	(13,763)	(10)	107,832
66310 - Tuition	7,225	5,929	1,296	18	2,222	21,668	23,747	(2,078)	(10)	14,744
66320 - Uniforms	6,992	7,227	(235)	(3)	2,907	42,204	38,948	3,256	8	32,378
<b>Total Employee Development and Suppo</b>	<b>81,939</b>	<b>99,216</b>	<b>(17,277)</b>	<b>(21)</b>	<b>122,965</b>	<b>655,570</b>	<b>592,530</b>	<b>63,040</b>	<b>10</b>	<b>519,377</b>
<b>Business Development</b>										
66100 - Advertising	143,617	40,805	102,812	72	(18,026)	417,650	216,081	201,569	48	715,935
66110 - Allowance for Bad Debts	2,500	(1,088)	3,588	144	2,001	5,000	(888)	5,888	118	2,001
66200 - Memberships & Dues	19,460	15,921	3,538	18	19,769	167,460	158,837	8,623	5	164,357
66230 - Postage & Shipping	1,851	1,255	596	32	350	9,945	11,322	(1,377)	(14)	8,388
66240 - Promotional Activities	148,345	108,710	39,634	27	12,877	728,101	391,101	336,999	46	524,861
66250 - Promotional Materials	2,479	1,414	1,066	43	7,661	27,375	20,997	6,378	23	27,854
66300 - Travel-Business Developm	9,800	6,620	3,180	32	15,684	151,450	98,102	53,348	35	121,891
<b>Total Business Development</b>	<b>328,051</b>	<b>173,636</b>	<b>154,414</b>	<b>47</b>	<b>40,316</b>	<b>1,506,981</b>	<b>895,553</b>	<b>611,428</b>	<b>41</b>	<b>1,565,287</b>
<b>Equipment Rentals and Repairs</b>										
66140 - Computer Licenses & Agre	53,352	9,865	43,487	82	33,090	315,721	266,846	48,875	15	111,758
66150 - Equipment Rental/Leasing	33,879	28,744	5,135	15	35,380	169,776	145,793	23,983	14	152,414
66160 - Tenant Improvements	69,000	48,024	20,976	30	68,689	406,000	378,354	27,646	7	403,719
66270 - Repairs - Office Equipme	321,337	211,089	110,247	34	210,703	1,238,345	960,381	277,964	22	1,195,637
66279 - OH Contra	0	0	0	0	(23,825)	0	0	0	0	(155,996)
<b>Total Equipment Rentals and Repairs</b>	<b>477,568</b>	<b>297,722</b>	<b>179,845</b>	<b>38</b>	<b>324,038</b>	<b>2,129,841</b>	<b>1,751,372</b>	<b>378,469</b>	<b>18</b>	<b>1,707,532</b>
<b>Total Non-Personnel Expenses</b>	<b>10,614,437</b>	<b>9,831,974</b>	<b>782,463</b>	<b>7</b>	<b>10,196,109</b>	<b>64,060,422</b>	<b>60,686,104</b>	<b>3,374,318</b>	<b>5</b>	<b>63,541,157</b>
<b>Total Departmental Expenses before</b>	<b>14,664,438</b>	<b>13,735,993</b>	<b>928,445</b>	<b>6</b>	<b>13,867,463</b>	<b>88,681,816</b>	<b>84,526,173</b>	<b>4,155,644</b>	<b>5</b>	<b>85,805,853</b>

**San Diego County Regional Airport Authority**  
**Authority Detail Income Statement - Supplemental Schedule**  
For the six months ended December 31, 2019  
(Unaudited)

Print Date: 1/17/2020  
Print Time: 9:53:42AM  
Report ID: GL0012

	Month to Date					Year to Date				
	Budget	Actual	Variance Favorable (Unfavorable)	Variance Percent	Prior Year Actual	Budget	Actual	Variance Favorable (Unfavorable)	Variance Percent	Prior Year Actual
<b>Depreciation and Amortization</b>										
69110 - Depreciation Expense	\$10,350,256	\$10,350,256	\$0	0	\$9,436,815	\$62,165,269	\$62,165,269	\$0	0	\$55,834,880
<b>Total Depreciation and Amortization</b>	<b>10,350,256</b>	<b>10,350,256</b>	<b>0</b>	<b>0</b>	<b>9,436,815</b>	<b>62,165,269</b>	<b>62,165,269</b>	<b>0</b>	<b>0</b>	<b>55,834,880</b>
<b>Non-Operating Revenue/(Expense)</b>										
<b>Passenger Facility Charges</b>										
71110 - Passenger Facility Chrg	3,268,606	3,252,869	(15,737)	0	3,195,782	23,198,669	23,866,359	667,690	3	22,637,266
<b>Total Passenger Facility Charges</b>	<b>3,268,606</b>	<b>3,252,869</b>	<b>(15,737)</b>	<b>0</b>	<b>3,195,782</b>	<b>23,198,669</b>	<b>23,866,359</b>	<b>667,690</b>	<b>3</b>	<b>22,637,266</b>
<b>Customer Facility Charges</b>										
71120 - Customer facility charges (Con	2,887,997	2,745,208	(142,789)	(5)	3,017,114	20,784,511	20,920,259	135,748	1	20,808,472
<b>Total Customer Facility Charges</b>	<b>2,887,997</b>	<b>2,745,208</b>	<b>(142,789)</b>	<b>(5)</b>	<b>3,017,114</b>	<b>20,784,511</b>	<b>20,920,259</b>	<b>135,748</b>	<b>1</b>	<b>20,808,472</b>
<b>Quieter Home Program</b>										
71212 - Quieter Home - Labor	(45,850)	(21,159)	24,691	54	(21,458)	(275,100)	(148,965)	126,135	46	(165,190)
71213 - Quieter Home - Burden	0	(10,141)	(10,141)	0	(10,298)	0	(71,825)	(71,825)	0	(77,335)
71214 - Quieter Home - Overhead	0	(16,177)	(16,177)	0	(17,064)	0	(57,497)	(57,497)	0	(87,829)
71215 - Quieter Home - Material	(1,522,499)	(1,051,517)	470,982	31	(742,138)	(7,556,160)	(8,102,624)	(546,464)	(7)	(6,069,795)
71216 - Quieter Home Program	1,254,679	870,119	(384,560)	(31)	654,784	6,265,009	6,642,478	377,469	6	5,093,344
71224 - Joint Studies Overhead	0	0	0	0	0	0	0	0	0	(149)
71225 - Joint Studies - Material	(13,000)	0	13,000	100	(12,984)	(13,000)	0	13,000	100	(13,175)
71226 - Contractor Overhead	0	0	0	0	0	0	0	0	0	192
<b>Total Quieter Home Program</b>	<b>(326,670)</b>	<b>(228,876)</b>	<b>97,794</b>	<b>30</b>	<b>(149,157)</b>	<b>(1,579,251)</b>	<b>(1,738,433)</b>	<b>(159,182)</b>	<b>(10)</b>	<b>(1,319,939)</b>
<b>Interest Income</b>										
71310 - Interest - Investments	1,132,723	1,099,584	(33,139)	(3)	856,623	7,514,553	6,008,966	(1,505,587)	(20)	4,578,275
71340 - Interest - Note Receivab	142,560	142,560	0	0	151,657	857,632	857,632	0	0	911,017
71350 - Interest - Other	0	(1,222)	(1,222)	0	(1,730)	0	(2,507)	(2,507)	0	(3,289)
71361 - Interest Income - 2010 Bonds	0	130,321	130,321	0	145,702	0	645,765	645,765	0	705,506
71363 - Interest Income - 2013 Bonds	0	66,721	66,721	0	86,333	0	427,489	427,489	0	381,151
71364 - Interest Income - 2017 Bond A	0	53,153	53,153	0	266,648	0	603,766	603,766	0	1,093,915
71365 - Interest Income - 2014 Bond A	0	95,659	95,659	0	88,354	0	446,526	446,526	0	437,740
<b>Total Interest Income</b>	<b>1,275,283</b>	<b>1,586,775</b>	<b>311,493</b>	<b>24</b>	<b>1,593,588</b>	<b>8,372,185</b>	<b>8,987,636</b>	<b>615,451</b>	<b>7</b>	<b>8,104,315</b>
<b>Interest income BAB's rebate</b>										
71362 - BAB interest rebate	398,841	136,825	(262,016)	(66)	398,841	2,343,087	2,089,397	(253,690)	(11)	2,343,087
<b>Total Interest income BAB's rebate</b>	<b>398,841</b>	<b>136,825</b>	<b>(262,016)</b>	<b>(66)</b>	<b>398,841</b>	<b>2,343,087</b>	<b>2,089,397</b>	<b>(253,690)</b>	<b>(11)</b>	<b>2,343,087</b>

**San Diego County Regional Airport Authority**  
**Authority Detail Income Statement - Supplemental Schedule**  
For the six months ended December 31, 2019  
(Unaudited)

Print Date: 1/17/2020  
Print Time: 9:53:42AM  
Report ID: GL0012

	Month to Date					Year to Date				
	Budget	Actual	Variance Favorable (Unfavorable)	Variance Percent	Prior Year Actual	Budget	Actual	Variance Favorable (Unfavorable)	Variance Percent	Prior Year Actual
<b>Interest Expense</b>										
71411 - Interest Expense- 2010 Bonds	\$(2,439,900)	\$(1,646,896)	\$793,003	33	\$(2,481,737)	\$(14,639,399)	\$(13,846,396)	\$793,003	5	\$(14,890,424)
71412 - Interest Expense 2013 Bonds	(1,506,779)	(1,506,779)	0	0	(1,514,513)	(9,040,675)	(9,040,675)	0	0	(9,087,075)
71413 - Interest Expense 2014 Bond A	(1,335,732)	(1,335,732)	0	0	(1,349,970)	(8,014,395)	(8,014,395)	0	0	(8,099,823)
71414 - Interest Expense 2017 Bond A	(1,174,208)	(1,174,208)	0	0	(1,192,792)	(7,045,250)	(7,045,250)	0	0	(7,156,750)
71415 - Interest Exp 2019A Bond	0	(1,229,585)	(1,229,585)	0	0	0	(1,229,585)	(1,229,585)	0	0
71420 - Interest Expense-Variable Debt	(321,215)	(92,941)	228,274	71	(43,445)	(1,702,452)	(433,763)	1,268,689	75	(252,567)
71430 - LOC Fees - C/P	(6,005)	(70,092)	(64,087)	(1,067)	(26,209)	(36,030)	(261,013)	(224,983)	(624)	(276,375)
71450 - Trustee Fee Bonds	0	0	0	0	0	(8,967)	(1,050)	7,917	88	(1,050)
71451 - Program Fees - Variable Debt	(417)	0	417	100	0	(2,500)	0	2,500	100	0
71460 - Interest Expense - Other	0	(1,325,773)	(1,325,773)	0	0	0	(1,381,482)	(1,381,482)	0	(11,435)
71461 - Interest Expense - Cap Leases	(50,749)	(50,749)	0	0	(52,696)	(307,004)	(307,004)	0	0	(318,470)
<b>Total Interest Expense</b>	<b>(6,835,005)</b>	<b>(8,432,756)</b>	<b>(1,597,751)</b>	<b>(23)</b>	<b>(6,661,363)</b>	<b>(40,796,672)</b>	<b>(41,560,612)</b>	<b>(763,941)</b>	<b>(2)</b>	<b>(40,093,970)</b>
<b>Amortization</b>										
69210 - Amortization - Premium	462,945	732,188	269,244	58	476,797	2,785,908	3,055,152	269,244	10	2,868,496
<b>Total Amortization</b>	<b>462,945</b>	<b>732,188</b>	<b>269,244</b>	<b>58</b>	<b>476,797</b>	<b>2,785,908</b>	<b>3,055,152</b>	<b>269,244</b>	<b>10</b>	<b>2,868,496</b>
<b>Other Non-Operating Income (Expense)</b>										
71510 - Legal Settlement Income	0	1,075,000	1,075,000	0	0	0	1,075,000	1,075,000	0	0
71520 - Fixed Asset Disposal-Gain	0	0	0	0	0	0	4,000	4,000	0	0
71530 - Gain/Loss On Investments	0	(455,205)	(455,205)	0	2,147,946	0	1,264,125	1,264,125	0	2,161,738
71540 - Discounts Earned	0	2,415	2,415	0	2,643	0	4,465	4,465	0	4,955
71610 - Legal Settlement Expense	0	0	0	0	0	0	(10,000)	(10,000)	0	0
71620 - Other non-operating revenue (e	0	1,558	1,558	0	27,349	0	83,983	83,983	0	46,039
71630 - Other Non-Operating Expe	0	0	0	0	0	0	0	0	0	0
73300 - DMJM and Auth OH Clearin	0	0	0	0	0	0	24,334	24,334	0	0
<b>Total Other Non-Operating Income (Expense)</b>	<b>0</b>	<b>623,769</b>	<b>623,769</b>	<b>0</b>	<b>2,177,939</b>	<b>0</b>	<b>2,445,907</b>	<b>2,445,907</b>	<b>0</b>	<b>2,212,732</b>
<b>Total Non-Operating Revenue/(Expense)</b>	<b>1,131,996</b>	<b>416,003</b>	<b>(715,994)</b>	<b>(63)</b>	<b>(4,049,540)</b>	<b>15,108,437</b>	<b>18,065,665</b>	<b>2,957,228</b>	<b>20</b>	<b>(17,560,460)</b>
<b>Capital Grant Contribution</b>										
72100 - AIP Grants	1,098,641	674,482	(424,159)	(39)	1,371,085	2,955,710	2,348,052	(607,658)	(21)	4,514,738
<b>Total Capital Grant Contribution</b>	<b>1,098,641</b>	<b>674,482</b>	<b>(424,159)</b>	<b>(39)</b>	<b>1,371,085</b>	<b>2,955,710</b>	<b>2,348,052</b>	<b>(607,658)</b>	<b>(21)</b>	<b>4,514,738</b>
<b>Total Expenses Net of Non-Operating Revenue/ (Expense)</b>	<b>22,784,057</b>	<b>22,995,764</b>	<b>(211,708)</b>	<b>(1)</b>	<b>17,883,653</b>	<b>132,782,939</b>	<b>126,277,725</b>	<b>6,505,213</b>	<b>5</b>	<b>119,565,535</b>
<b>Net Income/(Loss)</b>	<b>4,261,908</b>	<b>5,055,170</b>	<b>793,262</b>	<b>19</b>	<b>5,629,954</b>	<b>39,032,321</b>	<b>50,178,404</b>	<b>11,146,082</b>	<b>29</b>	<b>29,379,861</b>

**San Diego County Regional Airport Authority**  
**Authority Detail Income Statement - Supplemental Schedule**  
*For the six months ended December 31, 2019*  
*(Unaudited)*

Print Date: 1/17/2020  
 Print Time: 9:53:42AM  
 Report ID: GL0012

	----- Month to Date -----					----- Year to Date -----				
	Budget	Actual	Variance Favorable (Unfavorable)	Variance Percent	Prior Year Actual	Budget	Actual	Variance Favorable (Unfavorable)	Variance Percent	Prior Year Actual
<b>Equipment Outlay</b>										
73200 - Equipment Outlay Expendi	\$(62,333)	\$(32,411)	\$29,922	48	\$(418,012)	\$(553,000)	\$(208,170)	\$344,830	62	\$(100,241)
73299 - Capitalized Equipment Co	0	32,411	32,411	0	418,012	0	208,170	208,170	0	100,241
<b>Total Equipment Outlay</b>	<b>(62,333)</b>	<b>0</b>	<b>62,333</b>	<b>100</b>	<b>0</b>	<b>(553,000)</b>	<b>0</b>	<b>553,000</b>	<b>100</b>	<b>0</b>



**SAN DIEGO**  
INTERNATIONAL AIRPORT

LET'S GO.

## Review of the Unaudited Financial Statements for the Six Months Ended December 31, 2019 and 2018

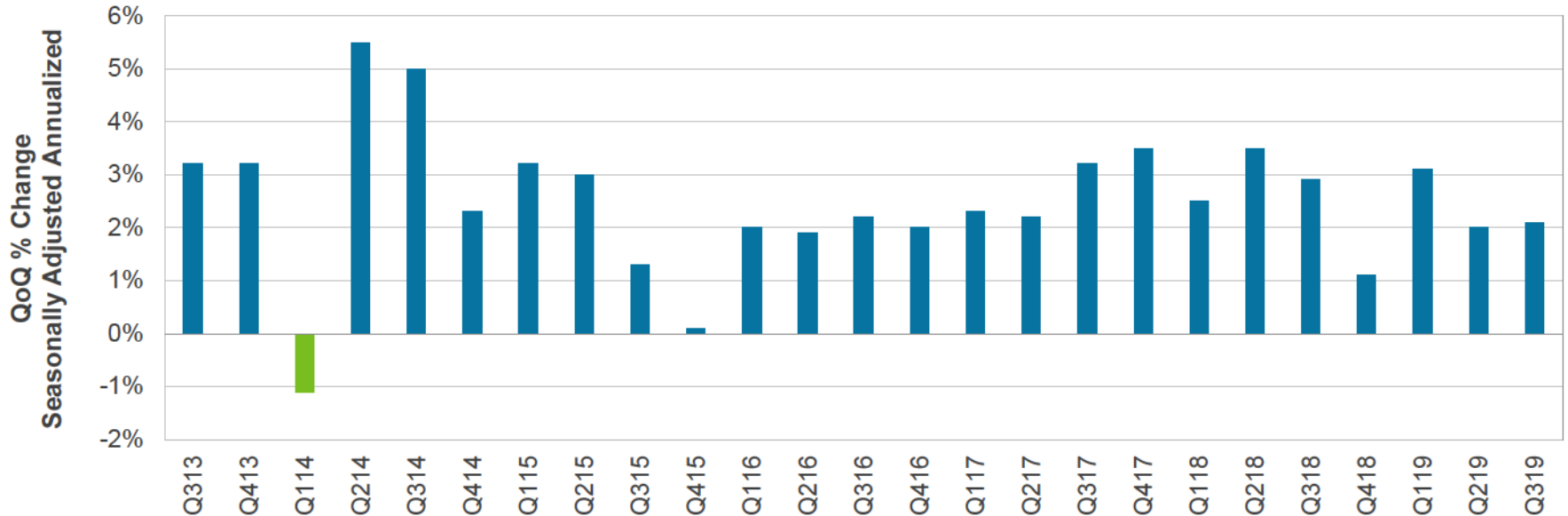
Presented by:  
Scott Brickner  
Chief Financial Officer  
and  
Liz Stewart  
Senior Manager, Accounting

January 27, 2020

# Third Quarter GDP

According to the third estimate, third quarter 2019 GDP grew at a 2.1% annualized rate. This follows growth of 3.1% in the first quarter, and 2.0% in the second quarter on 2019. Third quarter growth was fueled by consumer spending which contributed 2.1% to GDP in the quarter, while business investment and exports were a drag on the economy. The consensus estimate for the fourth quarter signals a slowdown to 1.9% growth. The consensus forecast calls for GDP growth of 1.6% in the current quarter and 1.8% for the full year 2020.

**U.S. Gross Domestic Product (QoQ)**  
Third Quarter 2013 – Third Quarter 2019

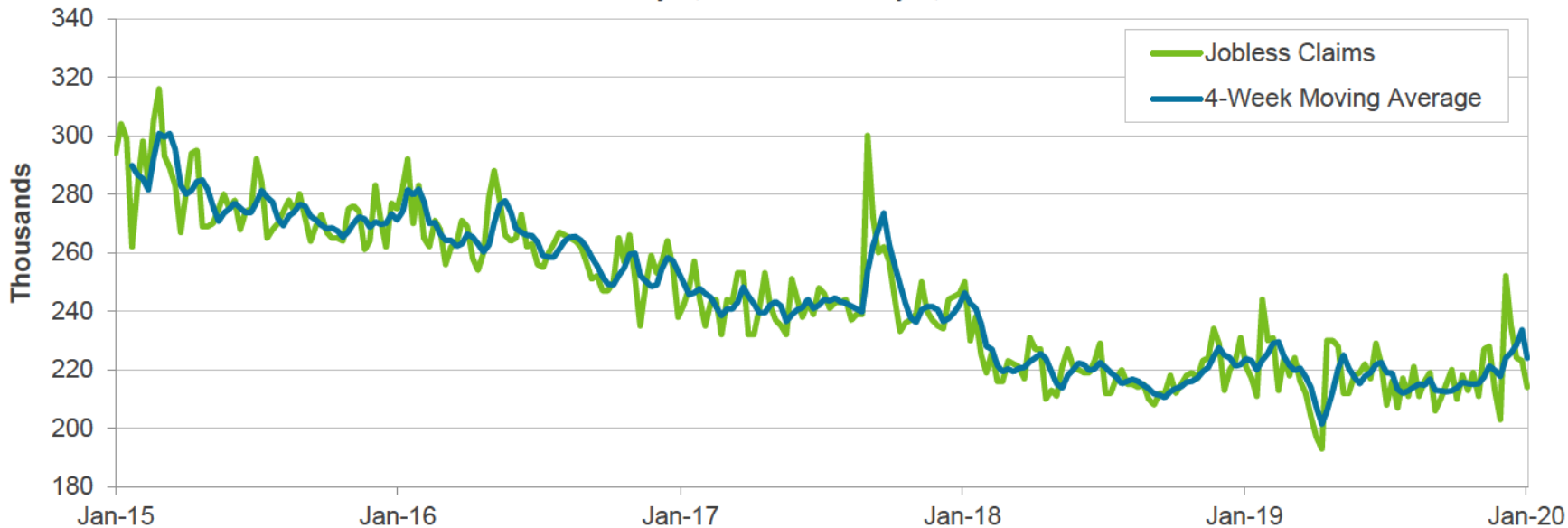




# Initial Claims For Unemployment

For the week ending January 4, initial jobless claims declined by 9,000 to 214,000. The 4-week moving average decreased by 9,500 to 224,000. Initial jobless claims remain low and are consistent with a strong labor market.

**Initial Jobless Claims and 4-Week Moving Average**  
January 2, 2015 – January 3, 2020



# Consumer Price Index

The Consumer Price Index (CPI) was up 2.1% year-over-year in November, up from 1.8% in October. Core CPI (CPI less food and energy) was up 2.3% year-over-year in November, unchanged from October. Overall, inflationary pressures remain subdued.

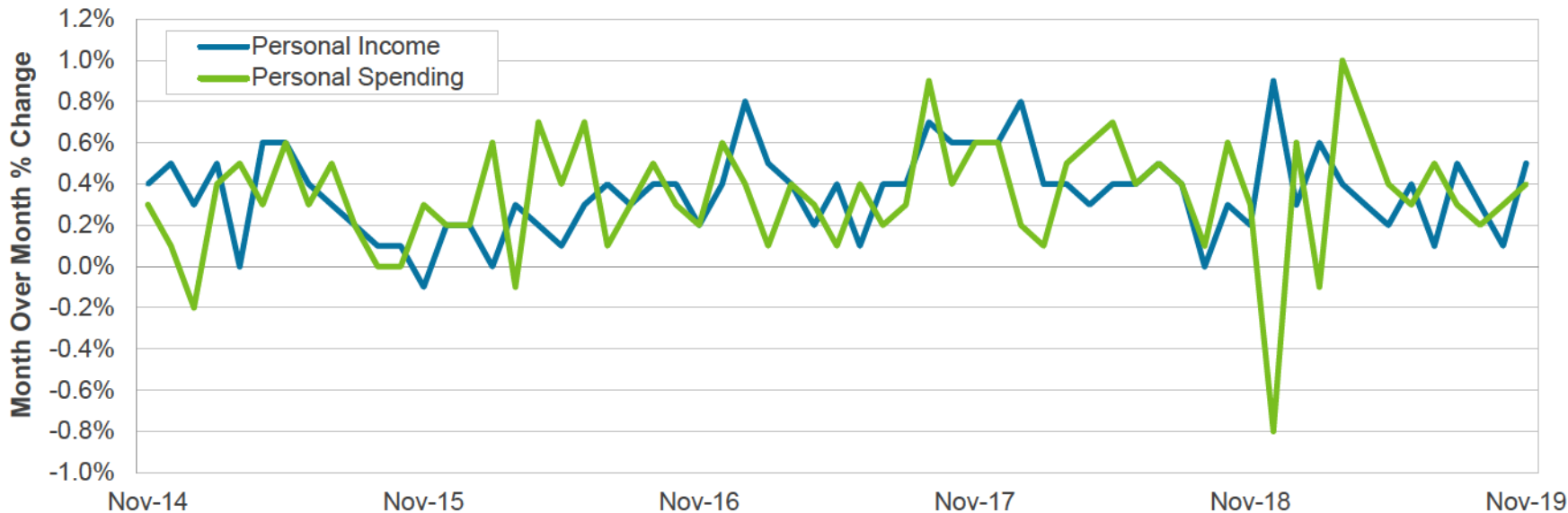
**Consumer Price Index (YoY%)**  
November 2014 – November 2019



# Personal Income and Spending

Personal income increased 0.5% in November (above expectations of 0.3%), following a meager 0.1% increase in October. Consumer spending increased 0.4% in November (in line with expectations), following growth of 0.3% in October. Overall, November was a solid month for income and spending.

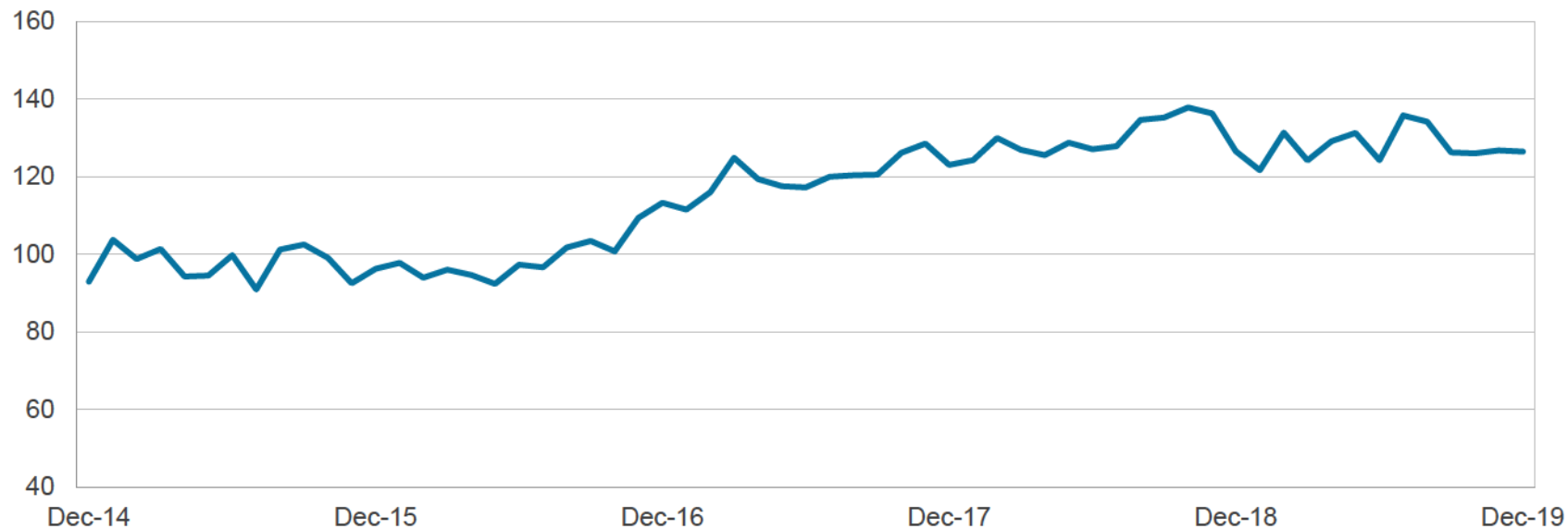
**Personal Income and Spending (MoM%)**  
November 2014 – November 2019



# Consumer Confidence Index

The Consumer Confidence Index was nearly unchanged at 126.5 in December versus 126.8 in November. Overall, the index remains at a strong level.

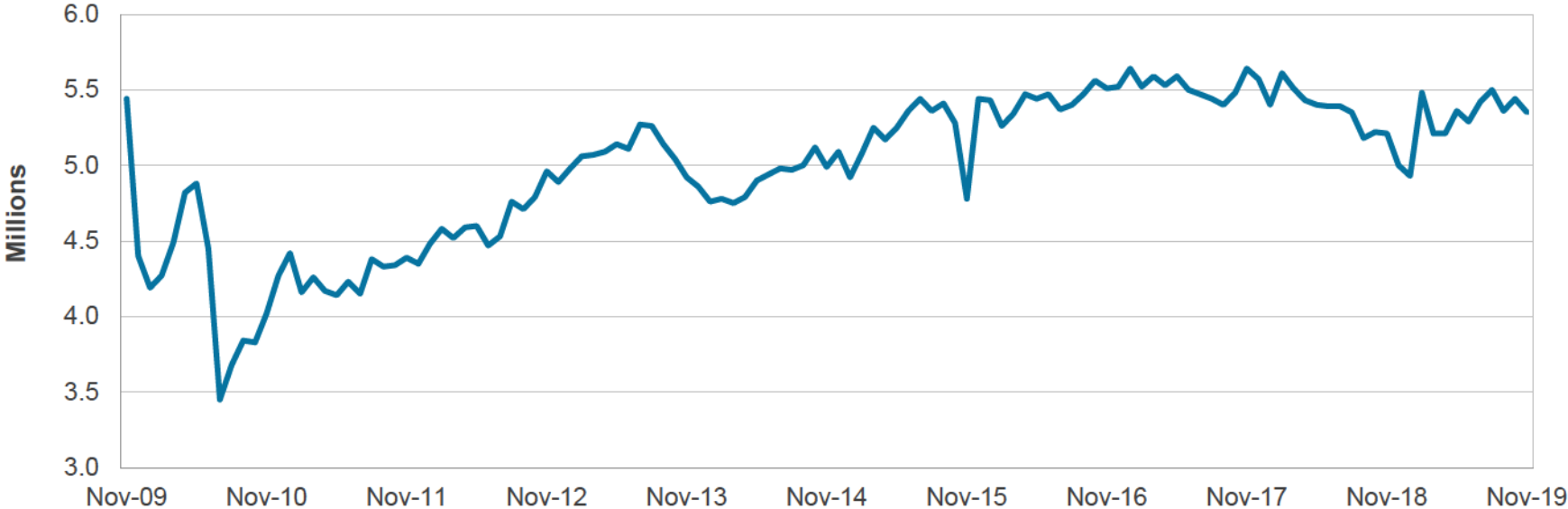
**Consumer Confidence Index**  
December 2014 – December 2019



# Existing Home Sales

Existing home sales fell 1.7% in November to a seasonally adjusted rate of 5.350 million units (lower than expected), following a downwardly revised 1.5% increase in October. On a year-over-year basis, sales of existing homes were up just 2.7% in November versus 4.2% in October.

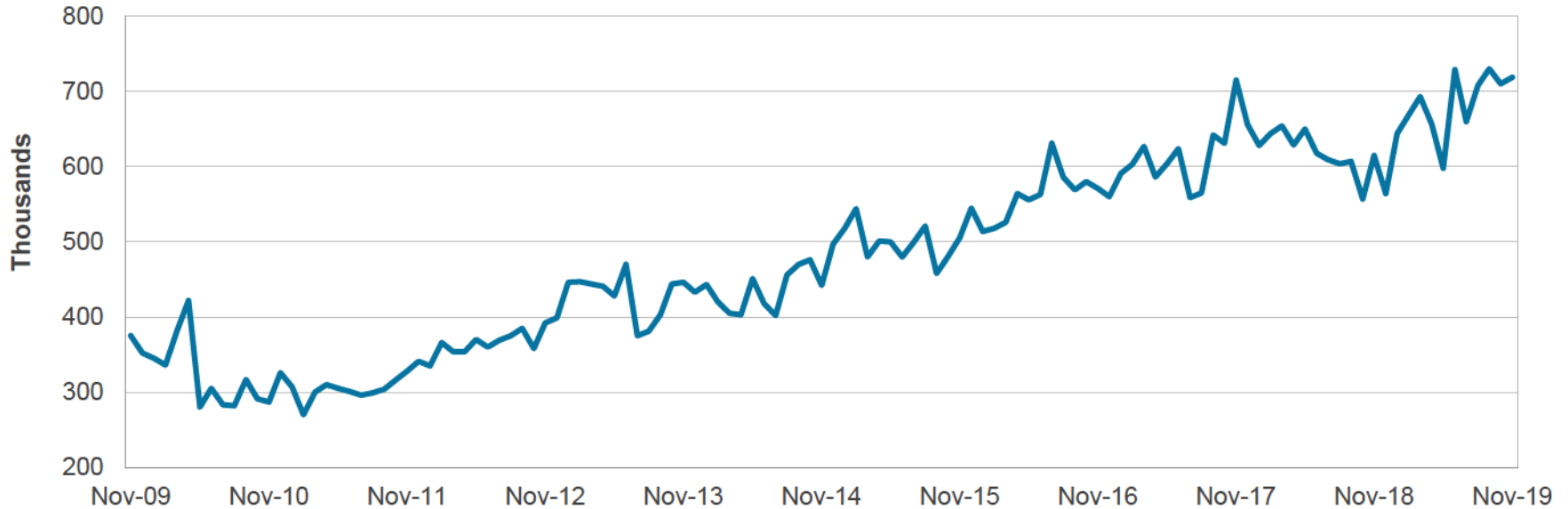
**U.S. Existing Home Sales (MoM)**  
November 2009 – November 2019



# New Home Sales

New home sales rose 1.3% in November to an annualized rate of 719,000 units, following a 2.7% decline in October. On a year-over-year basis, new home sales were up 16.9%. Overall, we believe the housing market should continue to benefit from lower mortgage rates and a healthy labor market.

**U.S. New Home Sales**  
November 2009 – November 2019



# Crude Oil Prices

U.S. West Texas Intermediate (WTI) crude settled at \$59.04 per barrel on January 10, below its one month average of \$60.96 but above its one year average of \$57.34. Oil prices rose in the first week of January following a US airstrike that killed one of Iran's top military leaders, but the initial spike in crude oil prices was temporary.

**West Texas Intermediate Oil Price Per Barrel (WTI Spot)**  
January 13, 2015 – January 13, 2020



# Jet Fuel Prices

Jet fuel (U.S. Gulf Coast Spot) closed at \$1.838 per gallon on January 10, which was below its one month average of \$1.927 and its one year average of \$1.881.

**U.S. Gulf Coast 54 Grade Jet Fuel Spot Price**  
January 13, 2015 – January 13, 2020

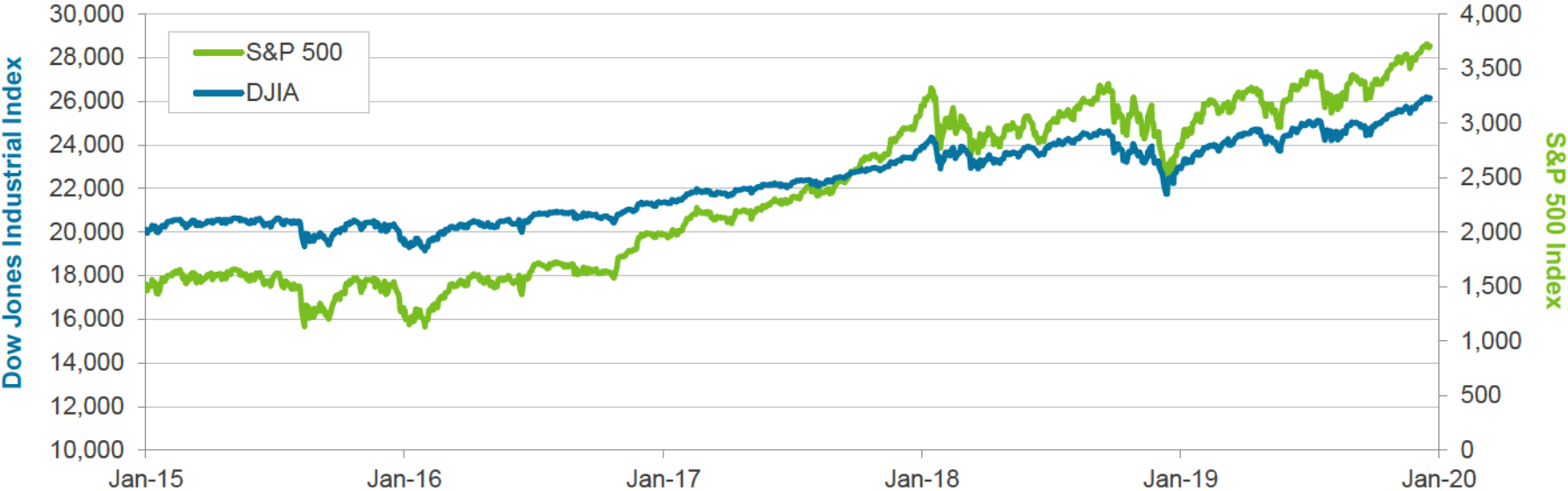




# U.S. Equity Markets

During 2019, the DJIA and S&P 500 indices rose 22.3% and 28.9%, respectively. Year-to-date, the DJIA and S&P 500 indices are up 1.0% and 1.1%, respectively.

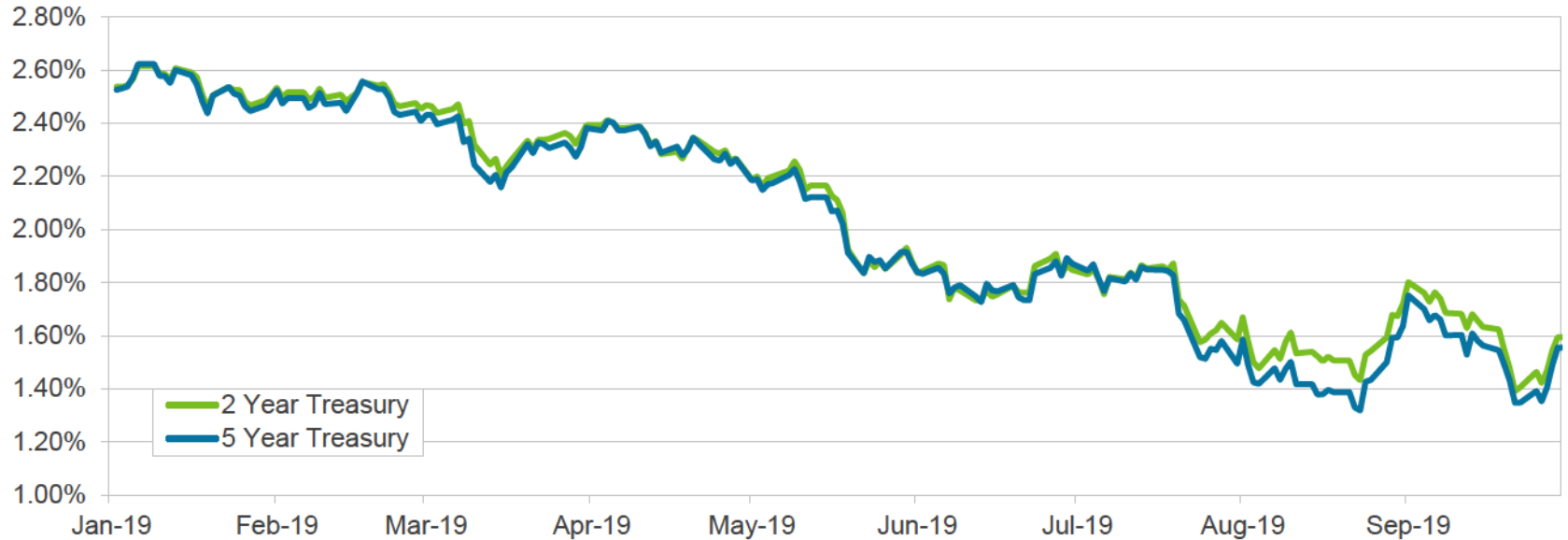
**Dow Jones Industrial Average (DJIA) and S&P 500 Indices**  
January 13, 2015 – January 13, 2020



# Treasury Yield History

The Treasury yield curve has begun to normalize and is now upward sloping. The yield on 5-year Treasuries is now about 6 basis points higher than the yield on 2-year Treasuries. We believe fed funds rate cuts in 2019 and increased optimism regarding trade has helped to normalize the Treasury yield curve.

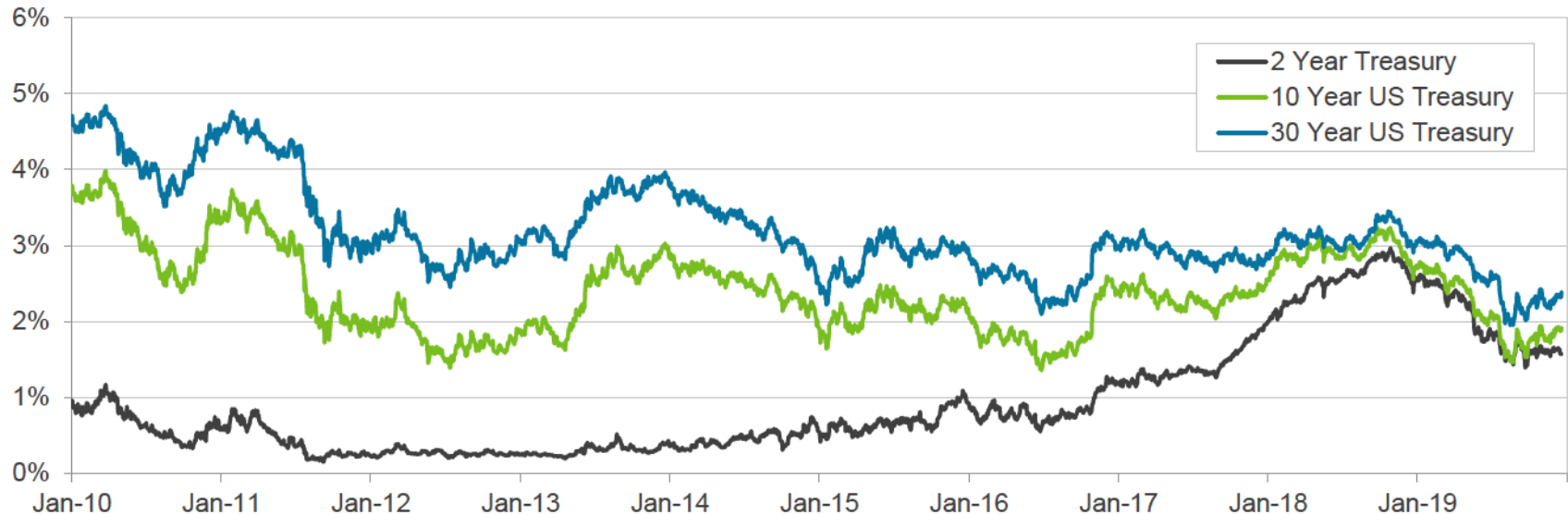
**2- and 5-year U.S. Treasury Yields**  
January 13, 2019 – January 12, 2020



# Treasury Yield History

Treasury yields declined meaningfully in 2019. At year-end, the 3-month T-bill yield was down 81 basis points, the 2-Year Treasury yield was down 92 basis points, and the 10-Year Treasury yield was down 77 basis points. We believe the year-over-year decline in long-term Treasury yields largely reflects a decline in global economic growth and inflation expectations, while the decline in shorter-term rates is in line with the Fed's three 25 basis point rate cuts in 2019.

**2-, 10- and 30-year U.S. Treasury Yields**  
January 13, 2010 – January 13, 2020

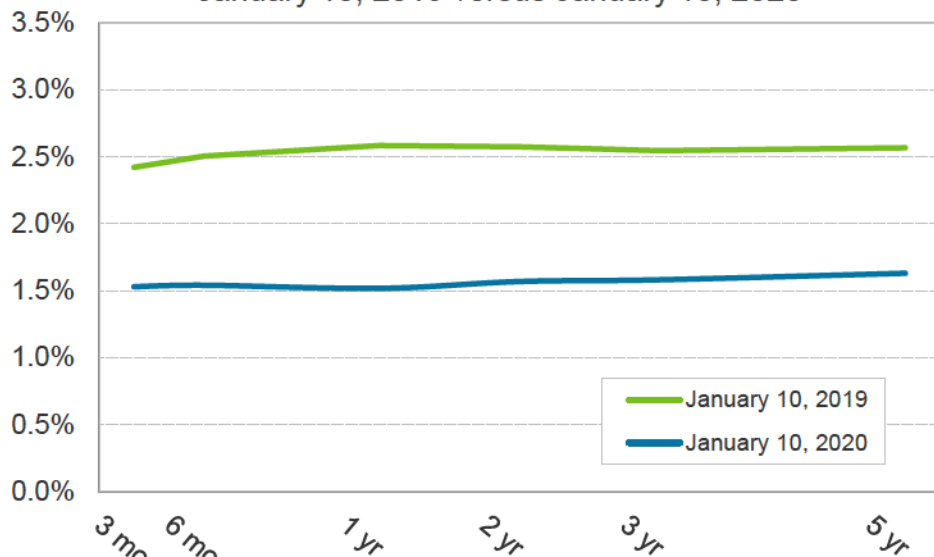


# U.S. Treasury Yield Curve

Over the past year the shape of the yield curve has changed significantly. Throughout much of 2019 the Treasury yield curve was inverted, but in early October the 10-year US Treasury yield rose above the yield on the 3-month T-bill. This portion of the yield curve had been inverted since May 2019 (with a brief exception in July). The yield curve is now upward sloping. The Fed cut the fed funds target rate by a total of 75 basis points in 2019 which helped to normalize the slope of the Treasury yield curve.

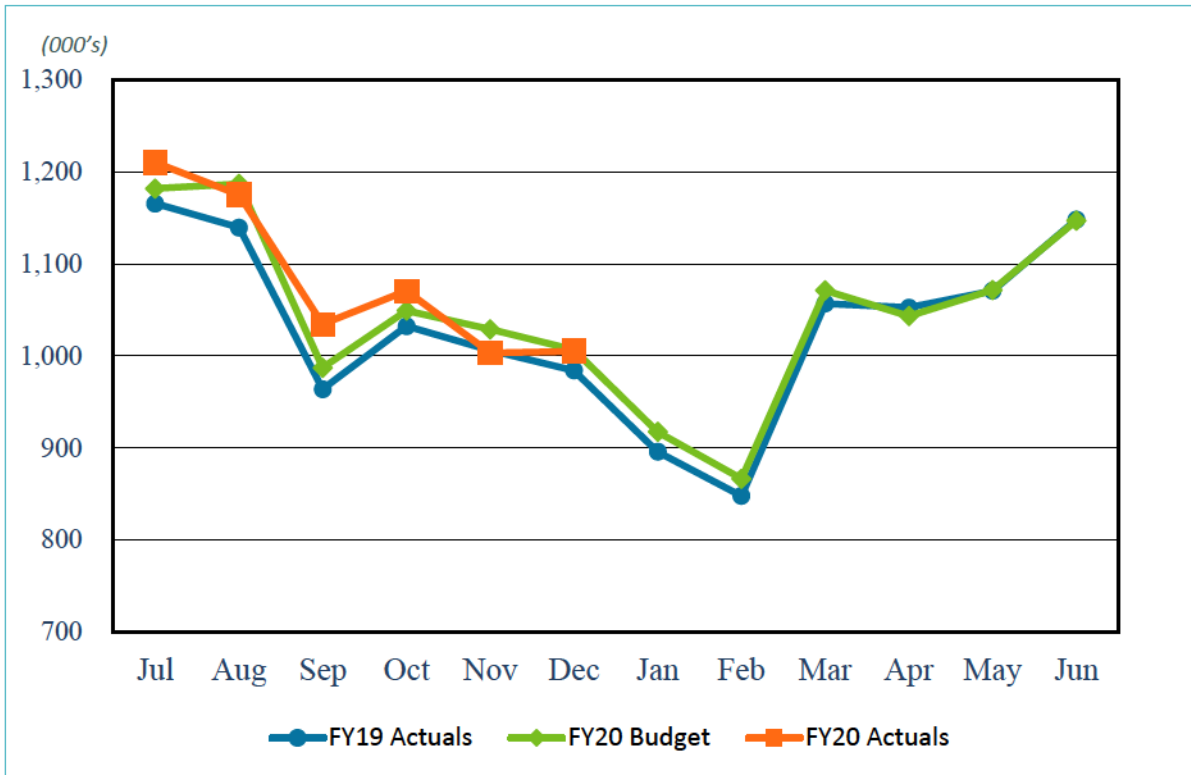
## U.S. Treasury Yield Curve

January 10, 2019 versus January 10, 2020



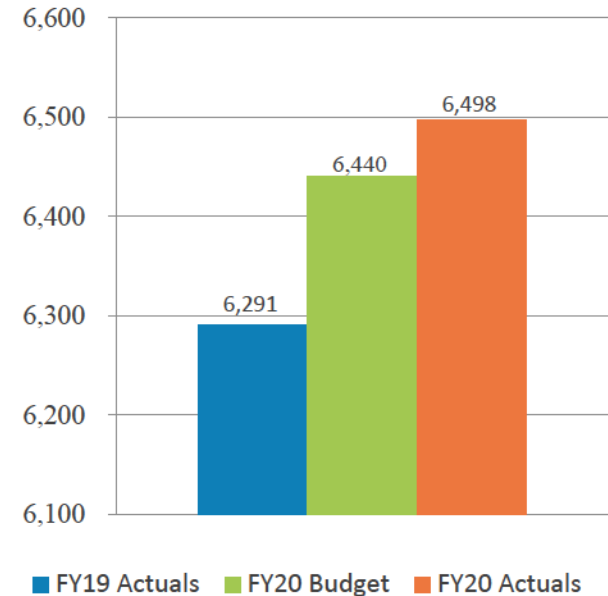
	1/10/19	1/10/20	Change
<b>3-Mo.</b>	2.42%	1.53%	(0.89%)
<b>6-Mo.</b>	2.51%	1.54%	(0.97%)
<b>1-Yr.</b>	2.59%	1.52%	(1.07%)
<b>2-Yr.</b>	2.58%	1.57%	(1.01%)
<b>3-Yr.</b>	2.55%	1.58%	(0.97%)
<b>5-Yr.</b>	2.57%	1.63%	(0.94%)
<b>10-Yr.</b>	2.74%	1.82%	(0.92%)
<b>30-Yr.</b>	3.06%	2.28%	(0.78%)

# Enplanements

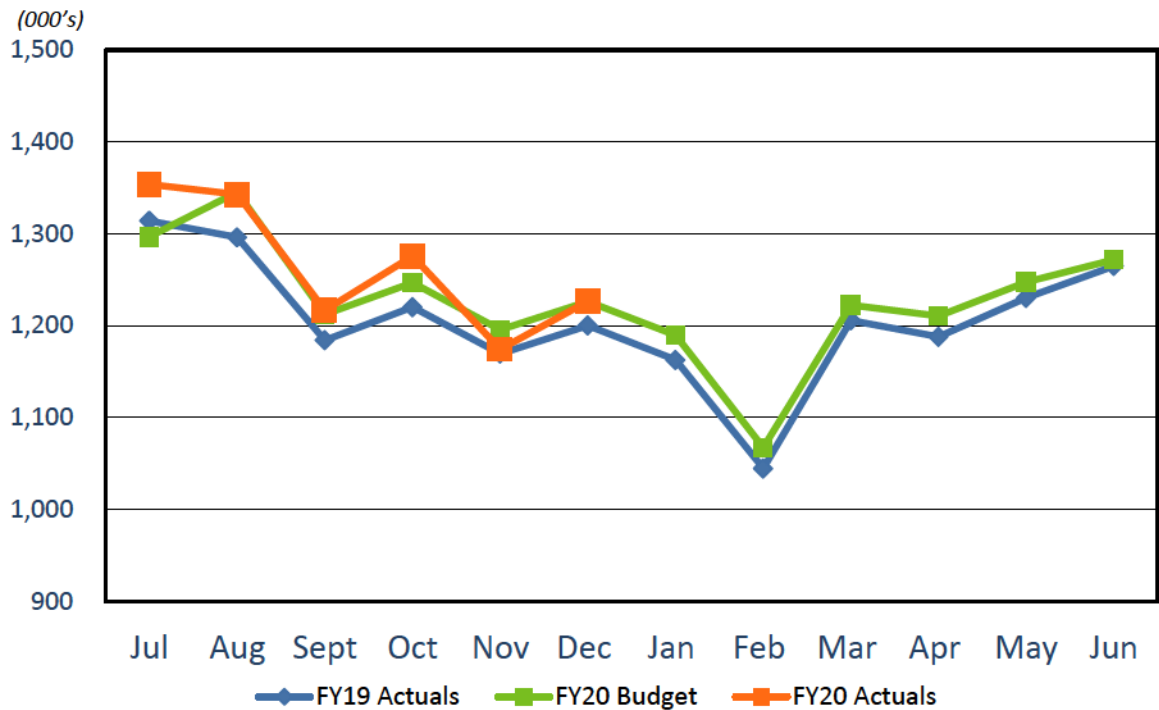


FY20 YTD Act Vs.  
FY19 YTD Act  
3.3%

FY20 YTD Act Vs.  
FY20 YTD Budget  
0.9%

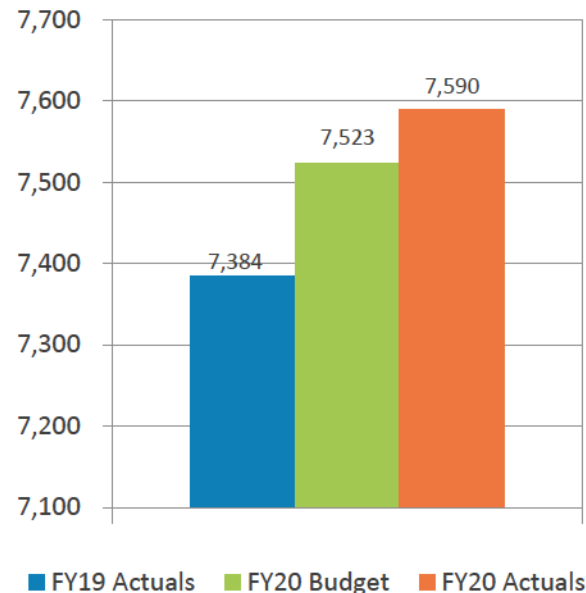


# Gross Landing Weight Units (000 lbs)



FY20 YTD Act Vs.  
FY19 YTD Act  
2.8%

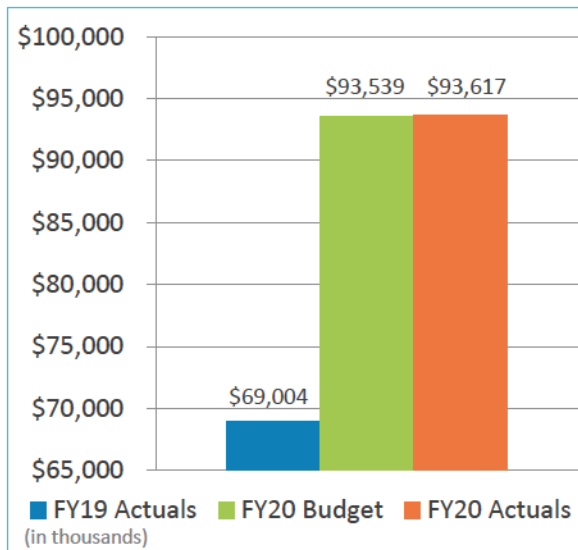
FY20 YTD Act Vs.  
FY20 YTD Budget  
0.9%



# Operating Revenue (Unaudited)

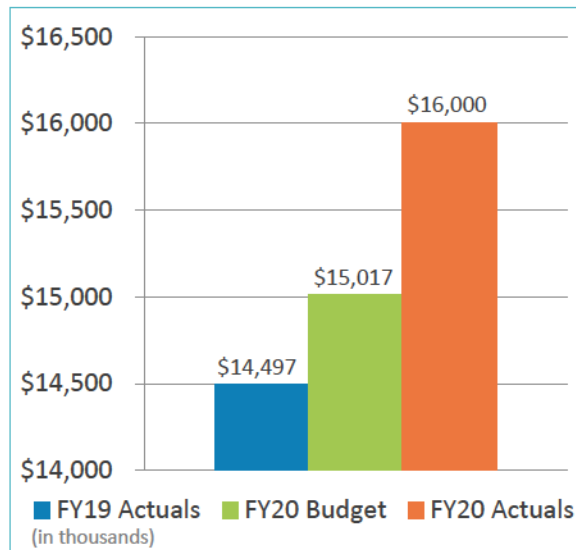
## Aviation

FY20 YTD Act Vs. FY19 YTD Act 35.7%	FY20 YTD Act Vs. FY20 YTD Budget 0.1%
---	---



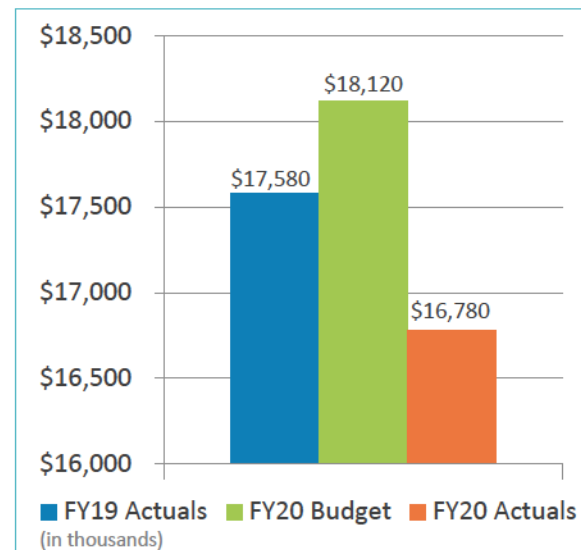
## Terminal Concessions

FY20 YTD Act Vs. FY19 YTD Act 10.4%	FY20 YTD Act Vs. FY20 YTD Budget 6.5%
---	---



## Rental Car

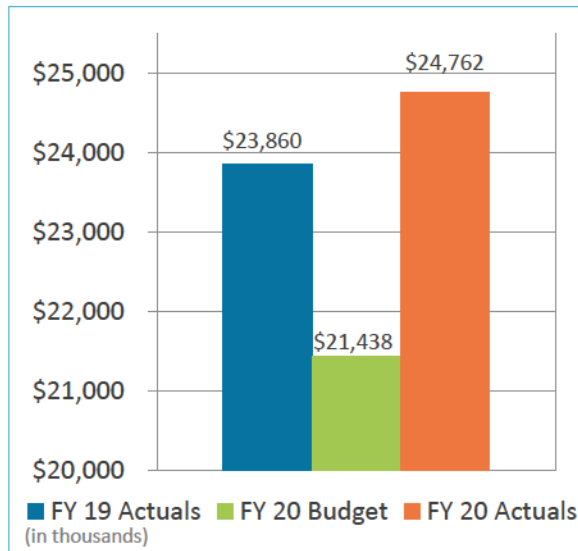
FY20 YTD Act Vs. FY19 YTD Act -4.6%	FY20 YTD Act Vs. FY20 YTD Budget -7.4%
---	--



# Operating Revenue (Unaudited)

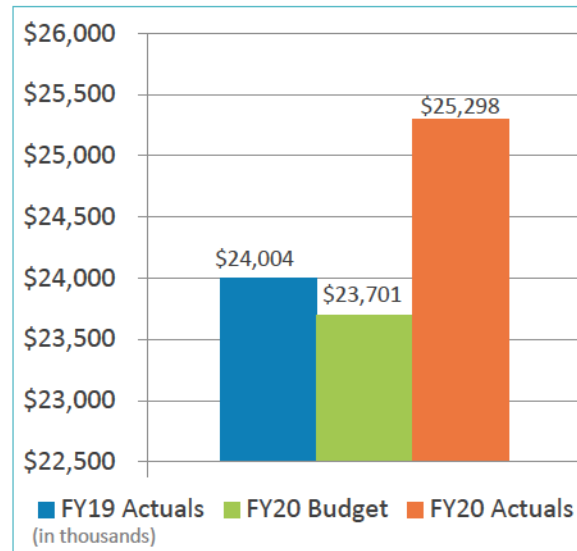
## Parking Revenue

FY20 YTD Act Vs. FY19 YTD Act 3.8%	FY20 YTD Act Vs. FY20 YTD Budget 15.5%
--	--



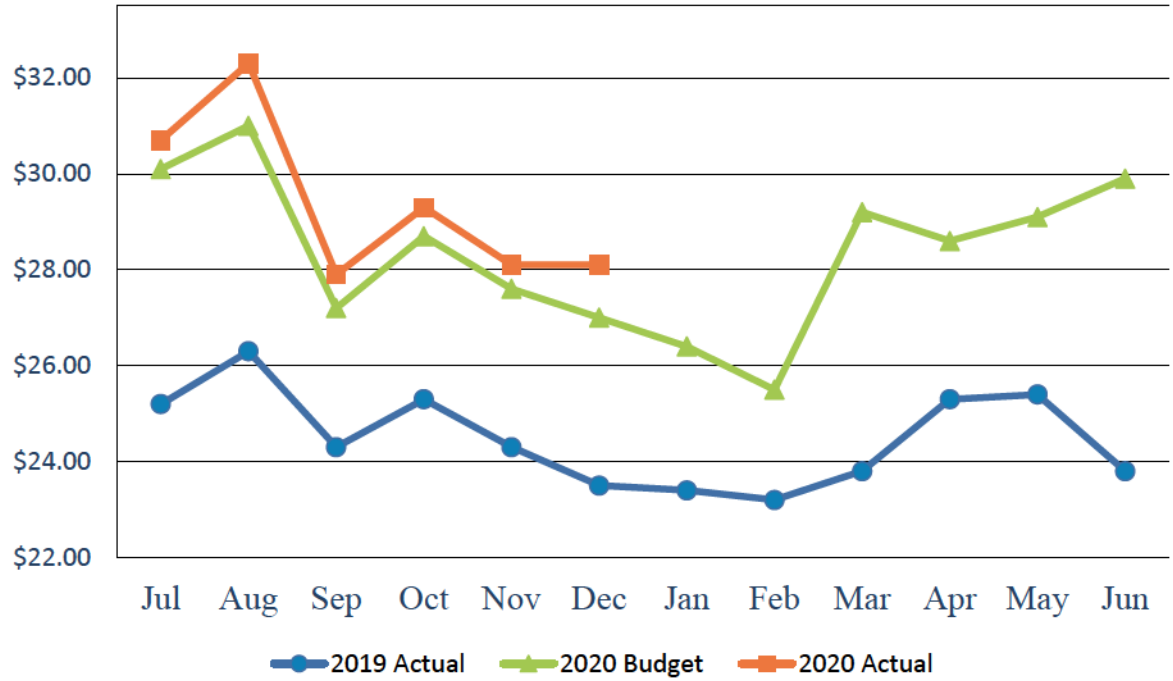
## Other

FY20 YTD Act Vs. FY19 YTD Act 5.4%	FY20 YTD Act Vs. FY20 YTD Budget 6.7%
--	---





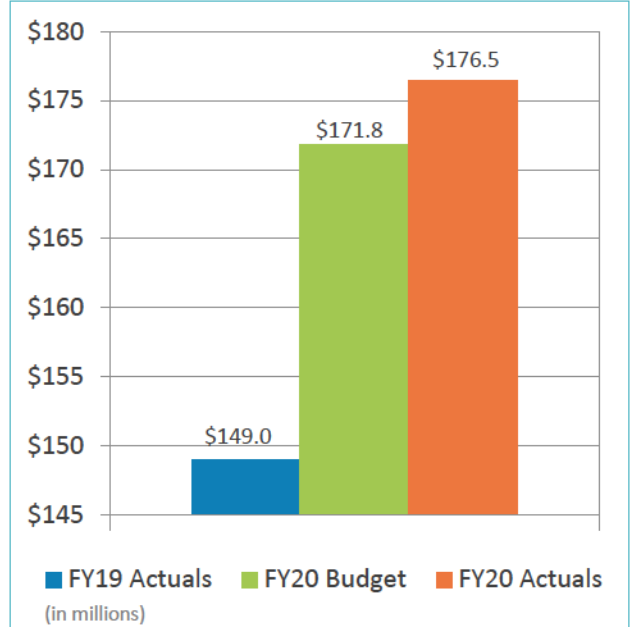
# Total Operating Revenue (Unaudited)



(in millions)

FY20 YTD Act Vs.  
FY19 YTD Act  
18.5%

FY20 YTD Act Vs.  
FY20 YTD Budget  
2.7%



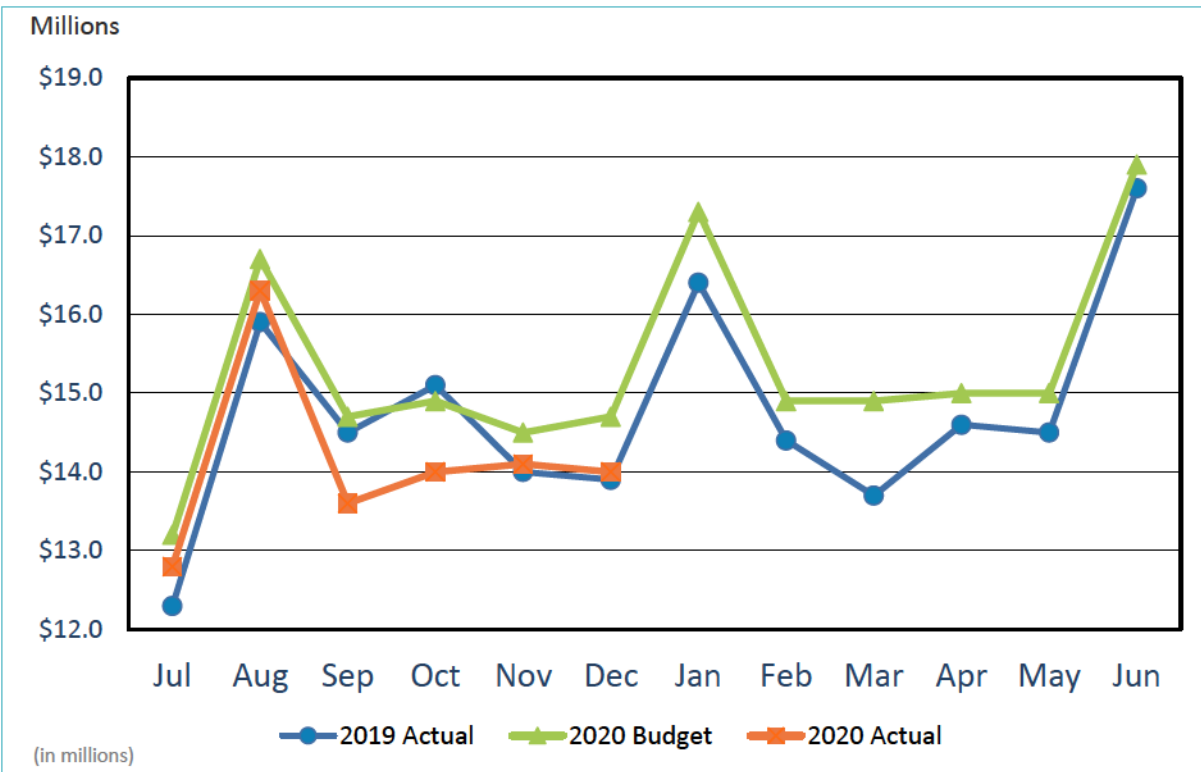
(in millions)

# Operating Revenues

## for the Six Months Ended December 31, 2019 (Unaudited)

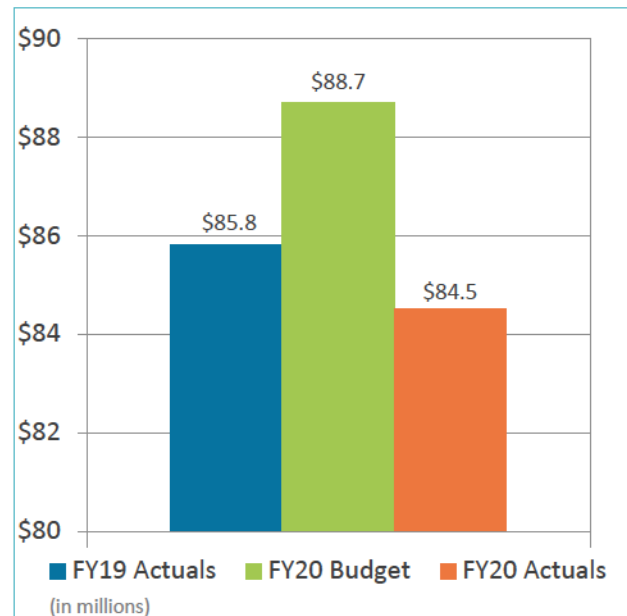
(In thousands)	Budget	Actual	Variance Favorable (Unfavorable)	% Change	Prior Year
Aviation	\$ 93,539	\$ 93,617	\$ 78	-	\$ 69,004
Terminal concessions	15,017	16,000	983	7%	14,497
Rental car	18,120	16,780	(1,340)	(7)%	17,580
Parking	21,438	24,762	3,324	16%	23,860
Other operating	23,701	25,298	1,597	-	24,004
<b>Total operating revenues</b>	<b>\$ 171,815</b>	<b>\$ 176,457</b>	<b>\$ 4,641</b>	<b>3%</b>	<b>\$ 148,945</b>

# Total Operating Expenses (Unaudited)



FY20 YTD Act Vs.  
FY19 YTD Act  
1.5%

FY20 YTD Act Vs.  
FY20 YTD Budget  
4.7%



# Operating Expenses

## for the Six Months Ended December 31, 2019 (Unaudited)

(In thousands)	Budget	Actual	Variance Favorable (Unfavorable)	% Change	Prior Year
Salaries and benefits	\$ 24,621	\$ 23,840	\$ 781	3%	\$ 22,265
Contractual services	23,141	21,720	1,421	6%	24,788
Safety and security	16,345	15,820	525	3%	15,081
Space rental	5,095	5,102	(7)	-	5,094
Utilities	7,501	7,124	377	5%	7,246
Maintenance	6,538	6,522	16	-	6,472
Equipment and systems	114	146	(32)	(28)%	141
Materials and supplies	222	298	(76)	(34)%	275
Insurance	812	714	98	12%	652
Employee development and support	656	593	63	10%	519
Business development	1,507	896	611	41%	1,565
Equipment rental and repairs	2,130	1,751	378	18%	1,708
<b>Total operating expenses</b>	<b>\$ 88,682</b>	<b>\$ 84,526</b>	<b>\$ 4,156</b>	<b>5%</b>	<b>\$ 85,806</b>

# Net Operating Income (Loss) Summary


## for the Six Months Ended December 31, 2019 (Unaudited)

(In thousands)	Budget	Actual	Variance Favorable (Unfavorable)	% Change	Prior Year
Total operating revenues	\$ 171,815	\$ 176,457	\$ 4,641	3%	\$ 148,945
Total operating expenses	88,682	84,526	4,156	5%	85,806
<b>Income from operations</b>	<b>83,133</b>	<b>91,931</b>	<b>8,797</b>	<b>11%</b>	<b>63,139</b>
Depreciation	62,165	62,165	-	-	55,835
<b>Operating income (loss)</b>	<b>\$ 20,968</b>	<b>\$ 29,766</b>	<b>\$ 8,797</b>	<b>42%</b>	<b>\$ 7,304</b>

# Nonoperating Revenues & Expenses

## for the Six Months Ended December 31, 2019 (Unaudited)

(In thousands)	Budget	Actual	Variance Favorable (Unfavorable)	%	Prior Year
Passenger facility charges	\$ 23,199	\$ 23,866	\$ 667	3%	\$ 22,637
Customer facility charges (Rental Car Center)	20,785	20,920	135	1%	20,808
Quieter Home Program, net	(1,579)	(1,738)	(159)	(10)%	(1,320)
Interest income	8,372	8,988	616	7%	8,104
Interest expense (net)	(35,668)	(36,416)	(748)	2%	(34,882)
Other nonoperating revenue (expense)	-	2,446	2,446	-	2,213
<b>Nonoperating revenue, net</b>	<b>15,109</b>	<b>18,066</b>	<b>2,957</b>	20%	<b>17,560</b>
<b>Change in net position before grant contributions</b>	<b>36,077</b>	<b>47,832</b>	<b>11,754</b>	33%	<b>24,864</b>
Capital grant contributions	2,956	2,348	(608)	(21)%	4,515
<b>Change in net position</b>	<b>\$ 39,033</b>	<b>50,180</b>	<b>\$ 11,146</b>	<b>29%</b>	<b>\$ 29,379</b>



**Statements of Net Position (Unaudited)  
December 31, 2019 and 2018**

# Statements of Net Position (Unaudited)

## As of December 31, 2019 and 2018

(In Thousands)

	<u>2019</u>	<u>2018</u>
<b>Assets and Deferred Outflows of Resources</b>		
Current assets	\$ 126,349	\$ 127,192
Cash designated for capital projects and other	78,390	40,559
Restricted assets	687,651	474,741
Capital assets, net	1,740,945	1,710,786
Other assets	290,643	198,444
Deferred outflows of resources	35,261	23,685
<b>Total assets and deferred outflows of resources</b>	<b>\$ 2,959,239</b>	<b>\$ 2,575,407</b>



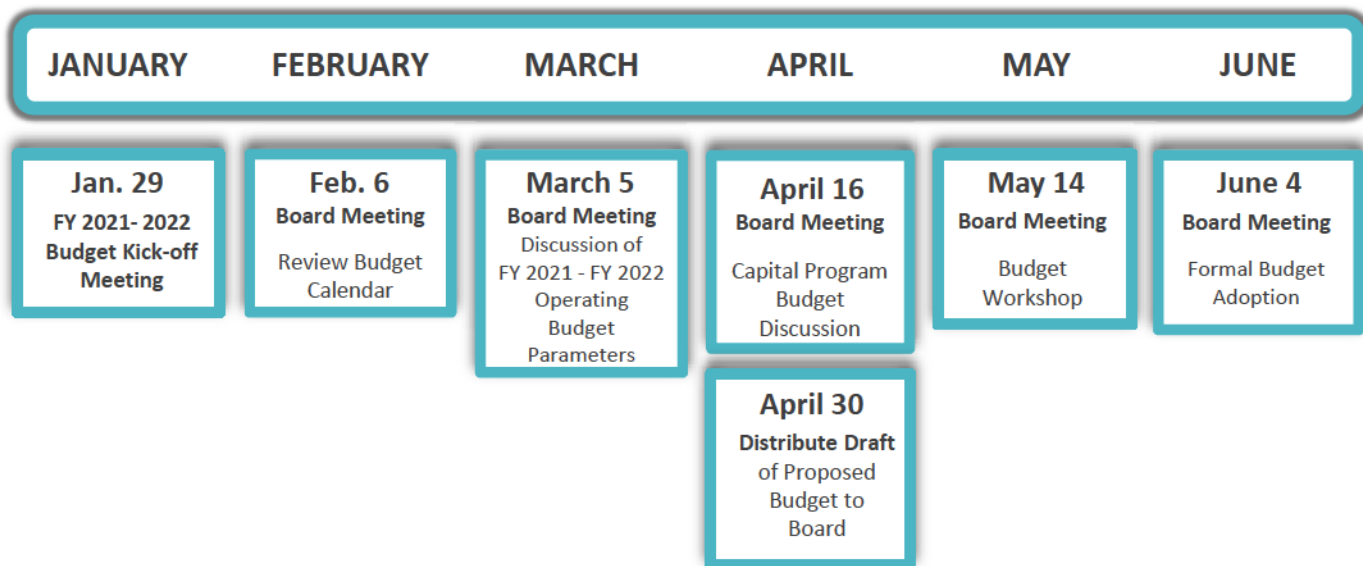
# Statements of Net Position (Unaudited)

## As of December 31, 2019 and 2018

(In Thousands)

	<b>2019</b>	<b>2018</b>
<b>Liabilities and Deferred Inflows of Resources</b>		
Current liabilities	\$ 73,671	\$ 60,311
Liabilities payable from restricted assets	63,572	56,379
Long term liabilities	1,911,554	1,615,185
Deferred inflows of resources	6,961	4,228
<b>Total liabilities and deferred inflows of resources</b>	<b>\$ 2,055,758</b>	<b>\$ 1,736,103</b>
<b>Total net position</b>	<b>\$ 903,481</b>	<b>\$ 839,304</b>

## Budget – Timeline of Key Dates





Questions?



**SAN DIEGO**  
INTERNATIONAL AIRPORT  
LET'S GO.

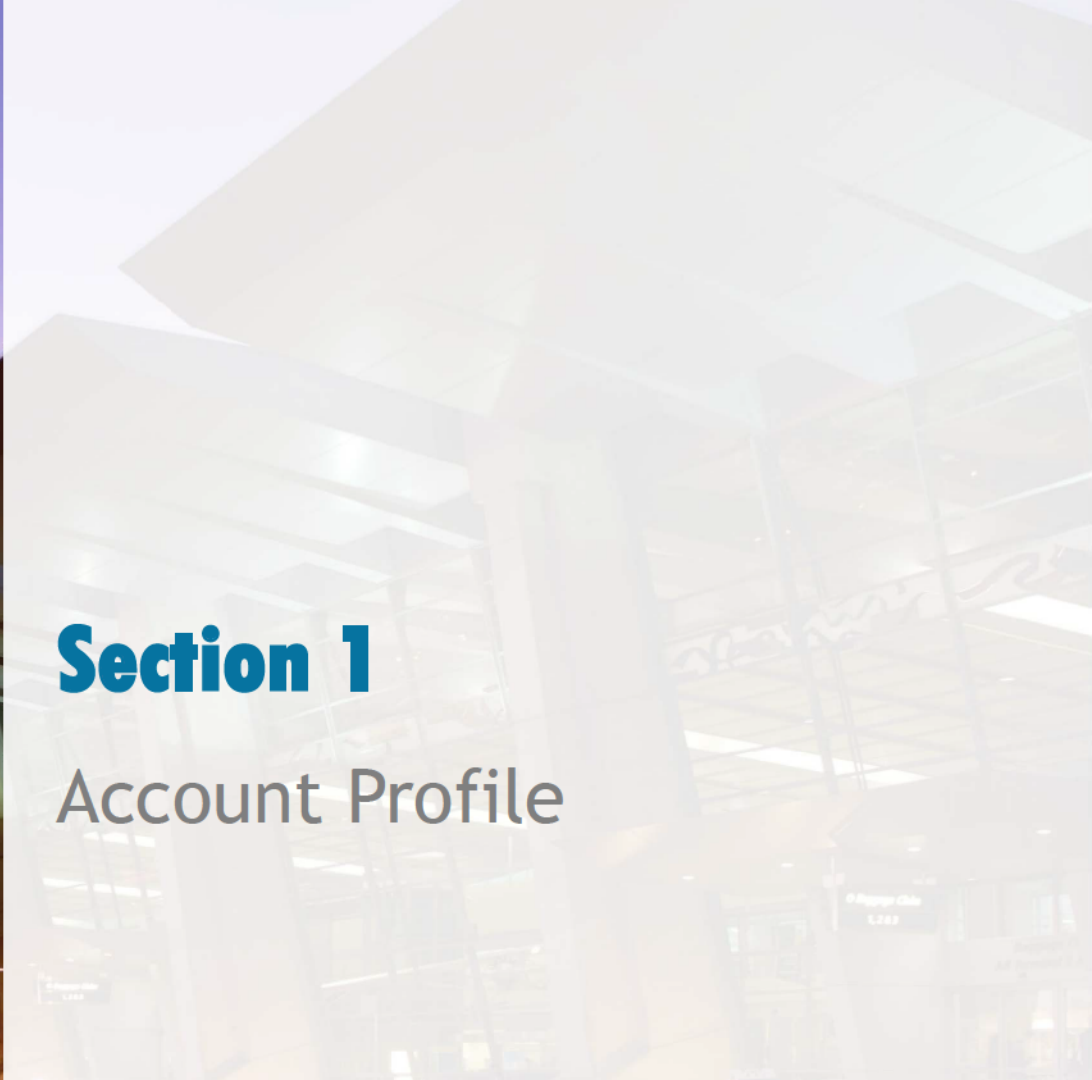
# Investment Report

Period Ending  
December 31, 2019



# Section 1

## Account Profile



# Certification Page

This report is prepared for the San Diego County Regional Airport Authority (the “Authority”) in accordance with California Government Code Section 53646, which states that “the treasurer or chief fiscal officer may render a quarterly report to the chief executive officer, the internal auditor, and the legislative body of the local agency within 30 days following the end of the quarter covered by the report.”

The investment report was compiled in compliance with California Government Code 53646 and the Authority’s approved Investment Policy. All investment transactions made in the Authority’s portfolio during this period were made on behalf of the Authority. Sufficient liquidity and anticipated revenue are available to meet expenditure requirements for the next six months.



---

Scott Brickner, C.P.A.  
Vice President, Chief Financial Officer  
San Diego County Regional Airport Authority

# Objectives

## Investment Objectives

The San Diego County Regional Airport Authority's investment objectives, in order of priority, are to provide safety to ensure the preservation of capital in the overall portfolio, provide sufficient liquidity for cash needs and a market rate of return consistent with the investment program. In order to achieve these objectives, the portfolio invests in high quality fixed income securities consistent with the investment policy and California Government Code.

# Portfolio Characteristics

## SDCRAA Consolidated

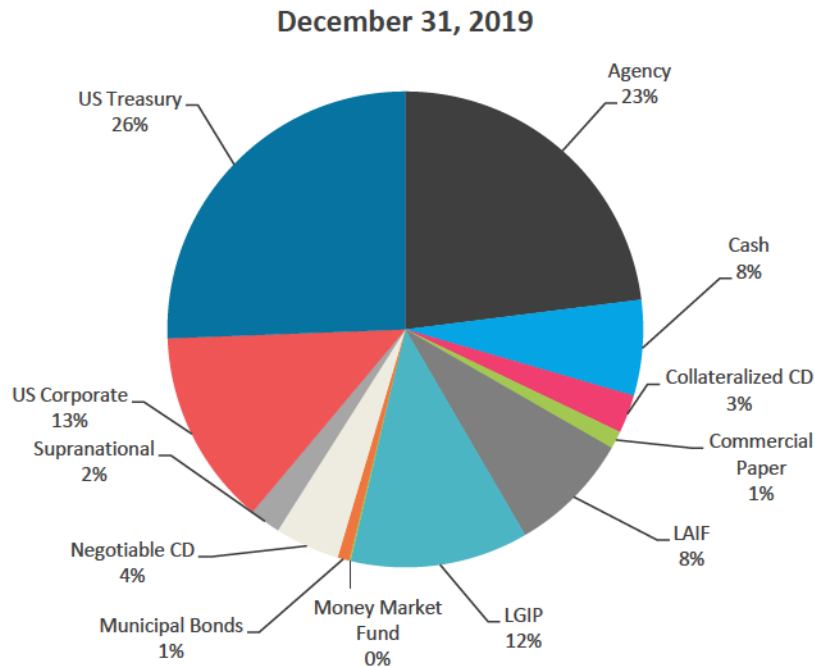
	12/31/2019	9/30/2019	Change
	Portfolio	Portfolio	Portfolio
Average Maturity (yrs)	1.57	1.56	0.01
Average Purchase Yield	2.09%	2.18%	(0.09%)
Average Market Yield	1.78%	1.90%	(0.12%)
Average Quality*	AA+/Aa1	AA/Aa1	
Unrealized Gains/Losses	5,310,686	5,500,376	(189,690)
Total Market Value	608,387,207	572,957,497	35,429,710

\*Portfolio is S&P and Moody's, respectively.



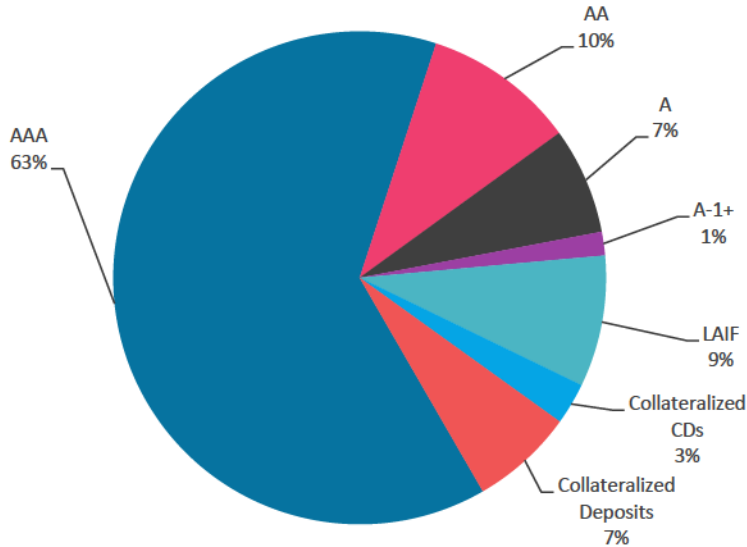
# Sector Distribution

	December 31, 2019		September 30, 2019	
	Total Market Value	% of Portfolio	Total Market Value	% of Portfolio
Agency	139,715,999	23.0%	135,047,594	23.6%
Cash	39,626,918	6.5%	44,469,078	7.8%
Collateralized CD	16,077,460	2.6%	16,017,836	2.8%
Commercial Paper	7,464,253	1.2%	7,458,858	1.3%
LAIF	50,688,020	8.3%	50,405,876	8.8%
LGIP	73,784,654	12.1%	73,519,111	12.8%
Money Market Fund	321,963	0.1%	257,055	0.0%
Municipal Bonds	5,005,629	0.8%	0	0.0%
Negotiable CD	26,646,896	4.4%	18,236,216	3.2%
Supranational	12,720,223	2.1%	12,701,476	2.2%
US Corporate	80,610,111	13.3%	83,117,925	14.5%
US Treasury	155,725,081	25.6%	131,726,472	23.0%
<b>TOTAL</b>	<b>608,387,207</b>	<b>100.0%</b>	<b>572,957,497</b>	<b>100.0%</b>



# Quality & Maturity Distribution

December 31, 2019

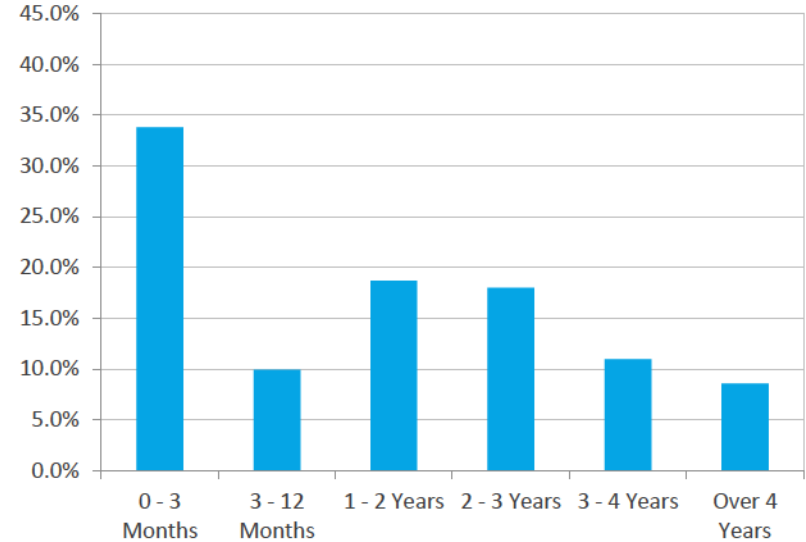


**Notes:**

Security ratings are based on the highest rating provided by Moody's, S&P and Fitch and is presented using the S&P ratings scale.

(1) Includes investments that have split ratings between S&P, Moody's and Fitch.

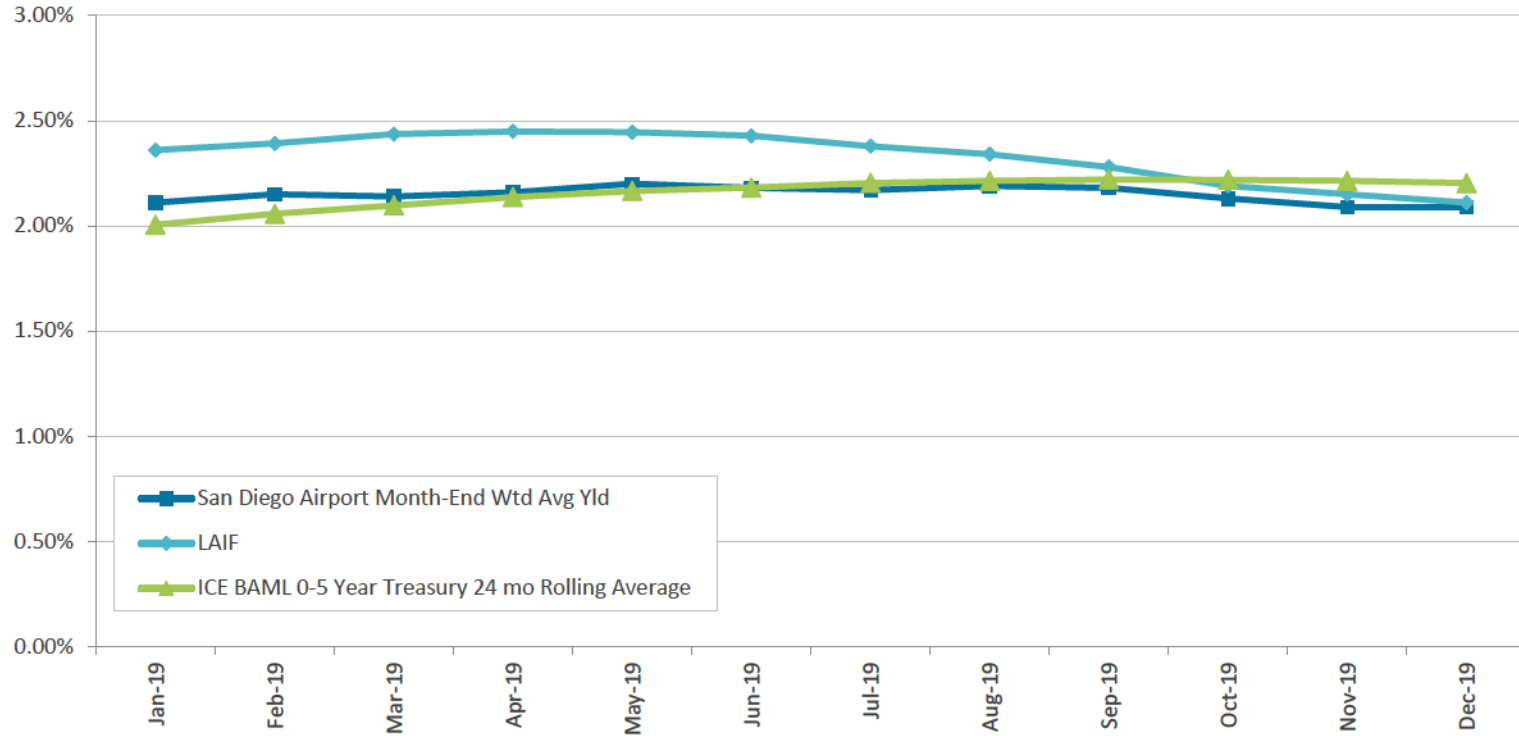
December 31, 2019



**Notes:**

(1) The 0-3 category includes investments held in LAIF, CalTrust, and the San Diego County Investment Pool.

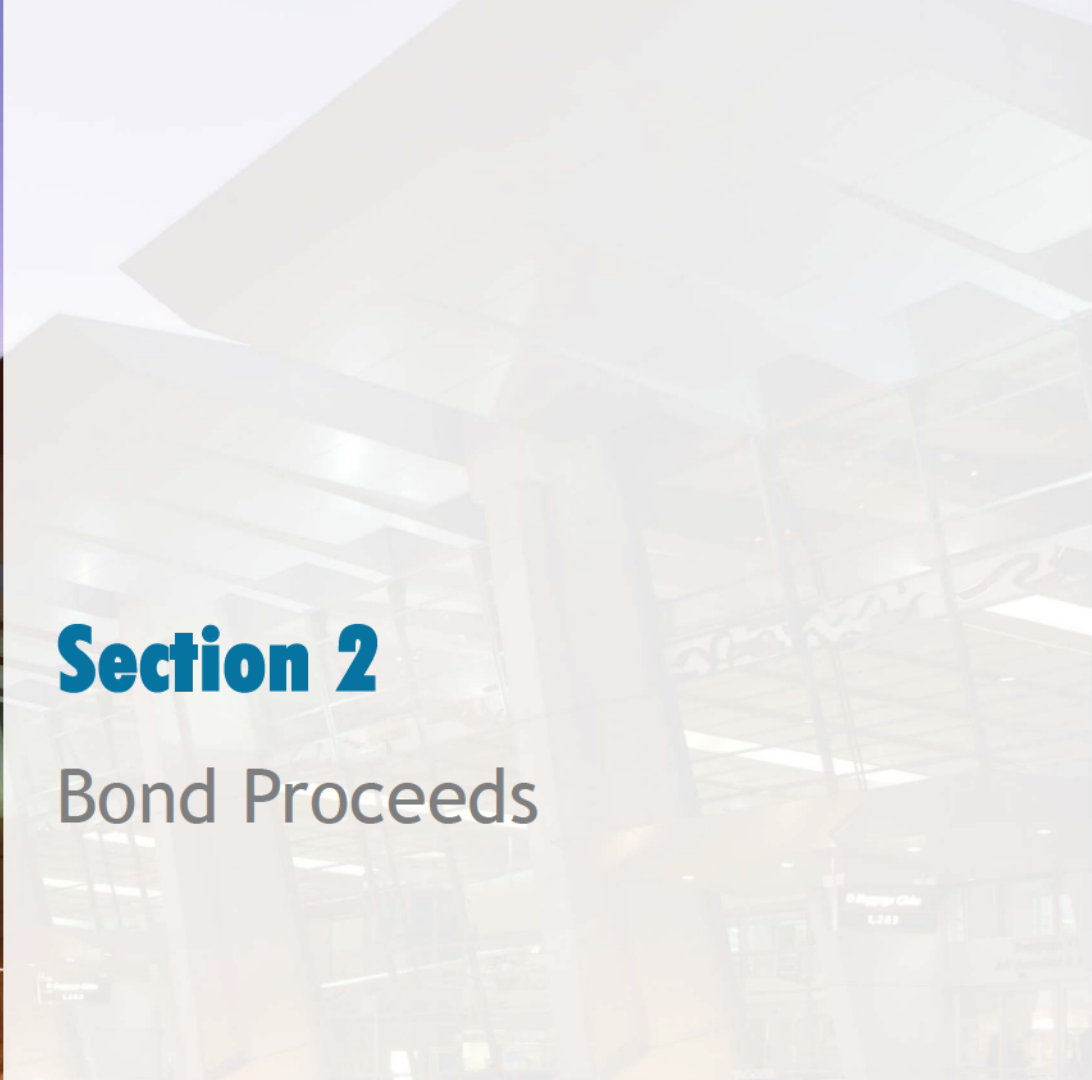
# Investment Performance





## Section 2

### Bond Proceeds



# Bond Proceeds

## Summary of 2010, 2013, 2014, 2017 & 2019 Bond Proceeds <sup>(1)</sup>

As of December 31, 2019

(in thousands)

	2014 Special Facility Revenue Bond	2010, 2013, 2017 and 2019 General Airport Revenue Bonds	Total Bond Proceeds	Yield	Rating
<b>Project Fund</b>					
LAIF	-	5,444	5,444	2.03%	N/R
SDCIP	-	21,399	21,399	2.10%	AAAf
Money Market Fund	-	257,501	257,501	1.51%	AAAm
	-	284,344	284,344	1.56%	
<b>Debt Service Reserve &amp; Coverage Funds</b>					
SDCIP	29,573	79,036	108,609	2.10%	AAAf
Torrey Pines Bank CD	-	22,800	22,800	2.00%	N/R
Money Market Fund	-	10,937	10,937	1.51%	AAAm
	29,573	112,773	142,346	1.92%	
<b>Capitalized Interest Funds</b>					
Money Market Fund	-	16,056	16,056	1.51%	AAAm
		16,056	16,056	1.51%	
<b>Cost of Issuance</b>					
Money Market Fund	-	630	630	1.51%	AAAm
		630	630	1.51%	
<b>TOTAL</b>	<b>29,573</b>	<b>413,803</b>	<b>443,376</b>	<b>1.68%</b>	

(1) Bond Proceeds are not included in deposit limits as applied to operating funds. SDCIP Yield as of November 30, 2019



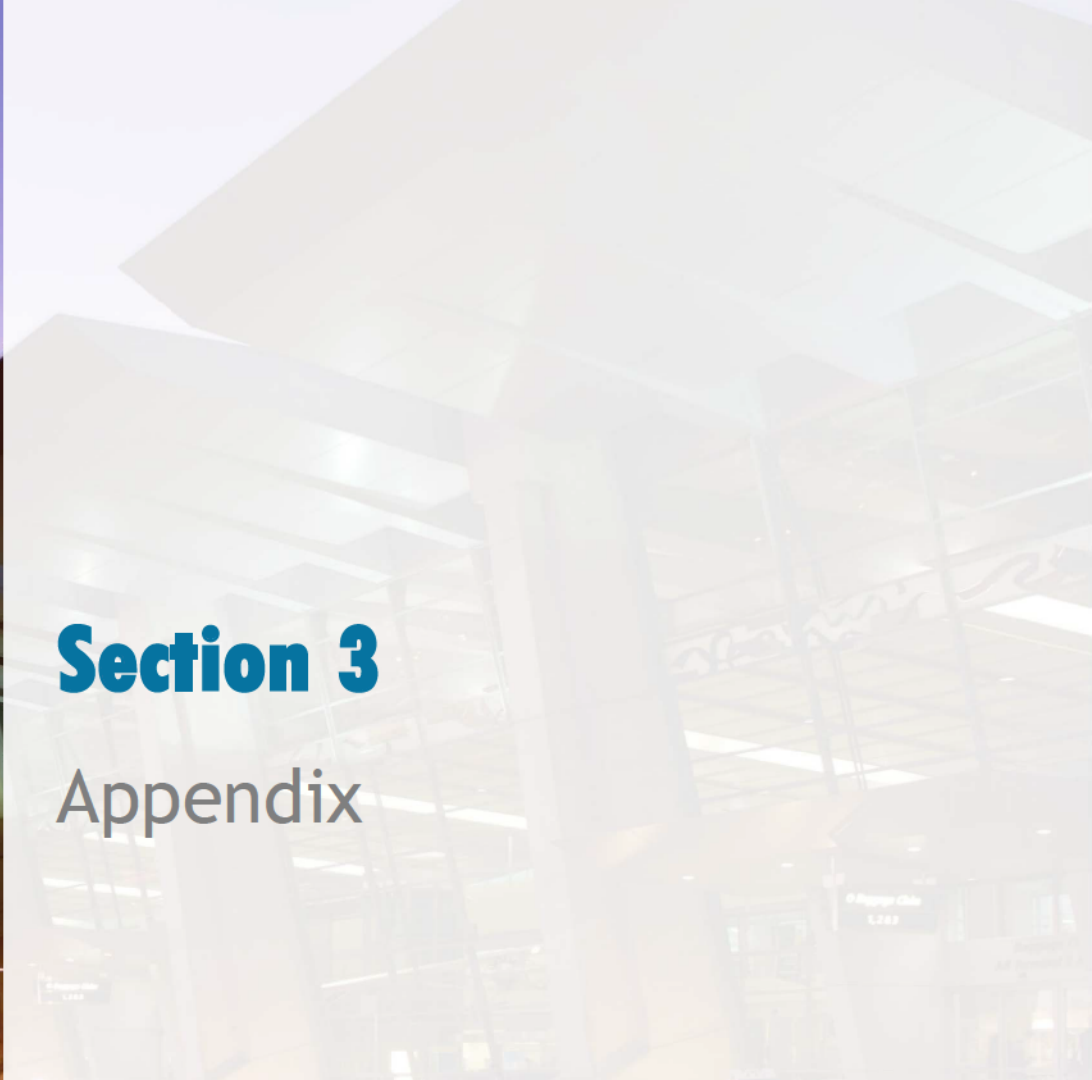
Questions?

④ Ticketing  
U.S. Airways



## Section 3

### Appendix



# Compliance

December 31, 2019

This portfolio is a consolidation of assets managed by Chandler Asset Management and assets managed internally by SDCRAA. Chandler relies on SDCRAA to provide accurate information for reporting assets and producing this compliance statement.

Category	Standard	Comment
Treasury Issues	No Limit	Complies
Agency Issues	No Limit	Complies
Supranationals	"AA" rated or better by a Nationally Recognized Statistical Rating Organization ("NRSRO"); 30% maximum; 10% max per issuer; U.S. dollar denominated senior unsecured unsubordinated obligations issued or unconditionally guaranteed by the International Bank for Reconstruction and Development ("IBRD"), the International Finance Corporation ("IFC") or the Inter-American Development Bank ("IADB")	Complies
Municipal Issues	"A" rated or better by a NRSRO; 20% maximum; 5% max per issuer	Complies
Banker's Acceptances	"A-1" rated or equivalent or highest category by a NRSRO; 40% maximum; 5% max per bank; 180 days max maturity	Complies
Commercial Paper	"A-1" rated or equivalent by a NRSRO; or "A" rated issuer or equivalent by a NRSRO, if any long-term debt; 25% maximum; 5% max per issuer (combined with any other securities from that issuer); 270 days max maturity; Entity organized and operating in the U.S. as a general corporation and has total assets >\$500 million; or Entity is organized within the U.S. as a special purpose corporation, trust, or limited liability company and has credit enhancements including, but not limited to, over collateralization, letters of credit, or surety bond.	Complies
Negotiable Certificates of Deposit ("NCD")	"A" rated issuer or better by a NRSRO; 30% maximum; 5% max per issuer (combined with any other securities from that issuer); Issued by nationally or state-chartered bank, a state or federal savings institution or by a federally licensed or state licensed branch of a foreign bank.	Complies
Time Deposits/Certificates of Deposit/ Bank Deposit	Bank Deposits, including, demand deposit accounts, savings accounts, market rate accounts, and time certificates of deposits ("TCD") in financial institutions located in California. 20% maximum; 5% max per TCD issuer in excess of FDIC limit (combined with other securities from that issuer); 3 years max maturity; Financial institutions with net worth of \$10 million and total assets of \$50 million; Deposits in each bank limited to 5% max of the total assets of bank; To be eligible to receive Authority deposits, financial institution must have received a minimum overall satisfactory rating, under the Community Reinvestment Act, for meeting the credit needs of California Communities; Bank Deposits are required to be collateralized as specified by Cal. Gov. Code §53630 et seq.; Collateralization may be waived for any portion that is covered by FDIC	Complies
Medium Term Notes	"A" rated or better by a NRSRO; 20% maximum; 5% max per issuer (combined with any other securities from that issuer); Issued by corporations organized and operating within the U.S. or by depository institutions licensed by the U.S.	Complies
Money Market Funds	Highest rating or "AAA" rated by two NRSROs; or SEC registered investment adviser with assets under management in excess of \$500 million and experience greater than 5 years; 20% maximum; 10% per fund; 5% max of total fund balance	Complies
Repurchase Agreements	"A" rated or better by a NRSRO; 1 year max maturity; U.S. Treasury or Federal Agency collateral only	Complies
Local Agency Investment Fund (LAIF)	Max program limit for LAIF; Pursuant to California Gov. Code Section 16429.1	Complies
San Diego County Investment Pool (SDCIP)	Max program limit for LAIF	Complies
Local Government Investment Pool (LGIP)	Max program limit for LAIF	Complies
Prohibited	Inverse floaters, Range notes, Interest-only strips from mortgaged backed securities; Common stocks; Zero interest accrual securities	Complies
Average Maturity	3 years	Complies
Maximum maturity	5 years	Complies



# Holdings Report

SDCRAA Consolidated - Account #10566

For the Month Ending December 31, 2019

CUSIP	Security Description	Par Value/Units	Purchase Date Book Yield	Book Value	Mkt Price Mkt YTM	Market Value Accrued Int.	% of Port. Gain/Loss	Moody/S&P Fitch	Maturity Duration
<b>Agency</b>									
3135G0T29	FNMA Note 1.500% Due 02/28/2020	13,035,000.00	02/28/2017 1.58%	13,003,050.30	99.98 1.61%	13,032,484.25 66,804.38	2.15% 29,433.95	Aaa / AA+ AAA	0.16 0.16
313378J77	FHLB Note 1.875% Due 03/13/2020	3,000,000.00	05/16/2017 1.57%	3,025,080.00	100.04 1.66%	3,001,254.00 16,875.00	0.50% (23,826.00)	Aaa / AA+ NR	0.20 0.20
313370U55	FHLB Note 2.875% Due 09/11/2020	5,000,000.00	10/30/2018 2.90%	4,997,450.00	100.73 1.82%	5,036,305.00 43,923.61	0.84% 38,855.00	Aaa / AA+ AAA	0.70 0.68
3135G0U84	FNMA Note 2.875% Due 10/30/2020	5,000,000.00	10/30/2018 2.91%	4,996,750.00	101.01 1.65%	5,050,340.00 24,357.64	0.83% 53,590.00	Aaa / AA+ AAA	0.83 0.82
313371U79	FHLB Note 3.125% Due 12/11/2020	4,500,000.00	11/29/2018 2.86%	4,523,220.00	101.37 1.65%	4,561,785.00 7,812.50	0.75% 38,565.00	Aaa / AA+ AAA	0.95 0.93
3130A1W95	FHLB Note 2.250% Due 06/11/2021	7,500,000.00	07/19/2019 1.87%	7,552,725.00	100.88 1.63%	7,565,775.00 9,375.00	1.25% 13,050.00	Aaa / AA+ AAA	1.45 1.42
313378JP7	FHLB Note 2.375% Due 09/10/2021	7,500,000.00	08/27/2019 1.57%	7,620,375.00	101.30 1.60%	7,597,147.50 54,921.88	1.26% (23,227.50)	Aaa / AA+ AAA	1.70 1.64
3130AF5B9	FHLB Note 3.000% Due 10/12/2021	4,500,000.00	10/22/2018 3.05%	4,493,385.00	102.45 1.60%	4,610,070.00 29,625.00	0.76% 116,685.00	Aaa / AA+ NR	1.78 1.72
3130AEBM1	FHLB Note 2.750% Due 06/10/2022	7,150,000.00	Various 2.82%	7,131,662.00	102.74 1.60%	7,346,224.60 11,469.80	1.21% 214,562.60	Aaa / AA+ NR	2.44 2.36
3135G0W33	FNMA Note 1.375% Due 09/06/2022	5,000,000.00	09/06/2019 1.55%	4,974,800.00	99.34 1.63%	4,967,105.00 21,961.81	0.82% (7,695.00)	Aaa / AA+ AAA	2.68 2.61
313383WD9	FHLB Note 3.125% Due 09/09/2022	4,000,000.00	09/27/2018 3.00%	4,019,040.00	104.00 1.60%	4,159,932.00 38,888.89	0.69% 140,892.00	Aaa / AA+ AAA	2.69 2.56

# Holdings Report

SDCRAA Consolidated - Account #10566

For the Month Ending December 31, 2019

CUSIP	Security Description	Par Value/Units	Purchase Date Book Yield	Book Value	Mkt Price Mkt YTM	Market Value Accrued Int.	% of Port. Gain/Loss	Moody/S&P Fitch	Maturity Duration
3130A3KM5	FHLB Note 2.500% Due 12/09/2022	6,000,000.00	08/16/2018 2.81%	5,924,640.00	102.48 1.63%	6,148,950.00 9,166.67	1.01% 224,310.00	Aaa / AA+ NR	2.94 2.83
313383QR5	FHLB Note 3.250% Due 06/09/2023	4,900,000.00	09/11/2018 2.97%	4,959,045.00	105.36 1.64%	5,162,816.40 9,731.94	0.85% 203,771.40	Aaa / AA+ NR	3.44 3.25
3133EJUS6	FFCB Note 2.875% Due 07/17/2023	6,000,000.00	02/07/2019 2.56%	6,078,480.00	104.25 1.64%	6,255,078.00 78,583.33	1.04% 176,598.00	Aaa / AA+ AAA	3.55 3.33
3133EKZK5	FFCB Note 1.600% Due 08/14/2023	7,000,000.00	08/19/2019 1.55%	7,012,460.00	99.88 1.64%	6,991,257.00 42,622.22	1.16% (21,203.00)	Aaa / AA+ AAA	3.62 3.48
313383YJ4	FHLB Note 3.375% Due 09/08/2023	7,000,000.00	Various 2.65%	7,219,535.00	106.09 1.66%	7,426,363.00 74,156.25	1.23% 206,828.00	Aaa / AA+ NR	3.69 3.44
3130A0F70	FHLB Note 3.375% Due 12/08/2023	6,850,000.00	Various 2.75%	7,045,064.00	106.23 1.73%	7,276,590.60 14,770.31	1.20% 231,526.60	Aaa / AA+ AAA	3.94 3.69
3130AB3H7	FHLB Note 2.375% Due 03/08/2024	6,800,000.00	Various 2.36%	6,805,744.00	102.94 1.64%	7,000,083.20 50,693.06	1.16% 194,339.20	Aaa / AA+ NR	4.19 3.95
3133EKNX0	FFCB Note 2.160% Due 06/03/2024	5,000,000.00	07/19/2019 1.89%	5,062,250.00	101.76 1.74%	5,087,935.00 8,400.00	0.84% 25,685.00	Aaa / AA+ AAA	4.43 4.20
3130A1XJ2	FHLB Note 2.875% Due 06/14/2024	8,000,000.00	06/12/2019 2.00%	8,331,920.00	105.00 1.71%	8,399,632.00 10,861.11	1.38% 67,712.00	Aaa / AA+ NR	4.46 4.18
3135G0V75	FNMA Note 1.750% Due 07/02/2024	7,350,000.00	07/19/2019 1.87%	7,310,236.50	100.11 1.72%	7,358,379.00 61,811.46	1.22% 48,142.50	Aaa / AA+ AAA	4.51 4.28
3135G0W66	FNMA Note 1.625% Due 10/15/2024	5,000,000.00	12/03/2019 1.64%	4,997,100.00	99.54 1.72%	4,977,205.00 16,475.69	0.82% (19,895.00)	Aaa / AA+ AAA	4.79 4.57
<b>TOTAL Agency</b>		<b>136,085,000.00</b>	<b>2.25%</b>	<b>137,084,011.80</b>	<b>1.66%</b>	<b>139,012,711.55</b> <b>703,287.55</b>	<b>22.96%</b> <b>1,928,699.75</b>	<b>Aaa / AA+</b> <b>Aaa</b>	<b>2.70</b> <b>2.57</b>

# Holdings Report

SDCRAA Consolidated - Account #10566

For the Month Ending December 31, 2019

CUSIP	Security Description	Par Value/Units	Purchase Date Book Yield	Book Value	Mkt Price Mkt YTM	Market Value Accrued Int.	% of Port. Gain/Loss	Moody/S&P Fitch	Maturity Duration
<b>Cash</b>									
PP2118\$00	U.S. Bank Checking Account	107,017.55	Various 0.00%	107,017.55	1.00 0.00%	107,017.55 0.00	0.02% 0.00	NR / NR NR	0.00 0.00
PP2118V\$7	EastWest Bank Deposit Account	30,993,042.54	Various 1.95%	30,993,042.54	1.00 1.95%	30,993,042.54 0.00	5.09% 0.00	NR / NR NR	0.00 0.00
PP2118V\$8	EastWest Bank Deposit Account	108,300.32	Various 1.46%	108,300.32	1.00 1.46%	108,300.32 0.00	0.02% 0.00	NR / NR NR	0.00 0.00
PP2118V\$9	U.S. Bank Checking Account	8,418,557.17	Various 0.00%	8,418,557.17	1.00 0.00%	8,418,557.17 0.00	1.38% 0.00	NR / NR NR	0.00 0.00
<b>TOTAL Cash</b>		<b>39,626,917.58</b>	<b>1.53%</b>	<b>39,626,917.58</b>	<b>1.53%</b>	<b>39,626,917.58</b> <b>0.00</b>	<b>6.51%</b> <b>0.00</b>	<b>NR / NR</b> <b>NR</b>	<b>0.00</b> <b>0.00</b>
<b>Collateralized CD</b>									
PP2118\$10	EastWest Bank Collateralized CD 2.200% Due 07/07/2021	10,821,205.42	Various 2.20%	10,801,637.94	87.62 2.20%	10,801,637.94 652.24	1.78% 0.00	NR / NR NR	1.52 1.31
PP2118\$04	EastWest Bank Collateralized CD 1.800% Due 10/24/2021	5,280,876.29	Various 1.80%	5,273,058.05	75.25 1.80%	5,273,058.05 2,112.35	0.87% 0.00	NR / NR NR	1.82 1.57
<b>TOTAL Collateralized CD</b>		<b>16,102,081.71</b>	<b>2.06%</b>	<b>16,074,695.99</b>	<b>2.06%</b>	<b>16,074,695.99</b> <b>2,764.59</b>	<b>2.64%</b> <b>0.00</b>	<b>NR / NR</b> <b>NR</b>	<b>1.62</b> <b>1.40</b>

# Holdings Report

SDCRAA Consolidated - Account #10566

For the Month Ending December 31, 2019

CUSIP	Security Description	Par Value/Units	Purchase Date Book Yield	Book Value	Mkt Price Mkt YTM	Market Value Accrued Int.	% of Port. Gain/Loss	Moody/S&P Fitch	Maturity Duration
<b>Commercial Paper</b>									
62479LB38	MUFG Bank Ltd Discount CP 2.040% Due 02/03/2020	2,500,000.00	08/19/2019 2.09%	2,495,325.00	99.81 2.09%	2,495,325.00 0.00	0.41% 0.00	P-1 / A-1 NR	0.09 0.09
62479LDV4	MUFG Bank Ltd Discount CP 1.880% Due 04/29/2020	5,000,000.00	12/16/2019 1.92%	4,968,927.78	99.38 1.92%	4,968,927.78 0.00	0.82% 0.00	P-1 / A-1 NR	0.33 0.33
<b>TOTAL Commercial Paper</b>		<b>7,500,000.00</b>	<b>1.98%</b>	<b>7,464,252.78</b>	<b>1.98%</b>	<b>7,464,252.78</b> <b>0.00</b>	<b>1.23%</b> <b>0.00</b>	<b>P-1 / A-1</b> <b>NR</b>	<b>0.25</b> <b>0.25</b>
<b>LAIF</b>									
90LAIF\$00	Local Agency Investment Fund State Pool	50,419,730.82	Various 2.03%	50,419,730.82	1.00 2.03%	50,419,730.82 268,289.30	8.33% 0.00	NR / NR NR	0.00 0.00
<b>TOTAL LAIF</b>		<b>50,419,730.82</b>	<b>2.03%</b>	<b>50,419,730.82</b>	<b>2.03%</b>	<b>50,419,730.82</b> <b>268,289.30</b>	<b>8.33%</b> <b>0.00</b>	<b>NR / NR</b> <b>NR</b>	<b>0.00</b> <b>0.00</b>
<b>Local Gov Investment Pool</b>									
90SDCP\$00	County of San Diego Pooled Investment Pool	57,639,036.00	Various 2.10%	57,639,036.00	1.00 2.10%	57,639,036.00 0.00	9.47% 0.00	NR / NR AAA	0.00 0.00
09CATR\$04	CalTrust Short Term Fund	1,606,529.12	Various 1.97%	16,082,224.08	10.05 1.97%	16,145,617.62 0.00	2.65% 63,393.54	NR / AA NR	0.00 0.00
<b>TOTAL Local Gov Investment Pool</b>		<b>59,245,565.12</b>	<b>2.07%</b>	<b>73,721,260.08</b>	<b>2.07%</b>	<b>73,784,653.62</b> <b>0.00</b>	<b>12.13%</b> <b>63,393.54</b>	<b>NR / AA</b> <b>Aaa</b>	<b>0.00</b> <b>0.00</b>

# Holdings Report

SDCRAA Consolidated - Account #10566

For the Month Ending December 31, 2019

CUSIP	Security Description	Par Value/Units	Purchase Date Book Yield	Book Value	Mkt Price Mkt YTM	Market Value Accrued Int.	% of Port. Gain/Loss	Moody/S&P Fitch	Maturity Duration
<b>Money Market Fund FI</b>									
262006307	Dreyfus Gov't Cash Management Money Market Fund	321,963.31	Various 1.26%	321,963.31	1.00 1.26%	321,963.31 0.00	0.05% 0.00	Aaa / AAA NR	0.00 0.00
<b>TOTAL Money Market Fund FI</b>		<b>321,963.31</b>	<b>1.26%</b>	<b>321,963.31</b>	<b>1.26%</b>	<b>321,963.31</b> <b>0.00</b>	<b>0.05%</b> <b>0.00</b>	<b>Aaa / AAA</b> <b>NR</b>	<b>0.00</b> <b>0.00</b>
<b>Municipal Bonds</b>									
649791PP9	New York St Taxable-GO 2.01% Due 02/15/2024	5,000,000.00	10/29/2019 2.01%	5,000,000.00	99.77 2.07%	4,988,600.00 17,029.17	0.82% (11,400.00)	Aa1 / AA+ AA+	4.13 3.93
<b>TOTAL Municipal Bonds</b>		<b>5,000,000.00</b>	<b>2.01%</b>	<b>5,000,000.00</b>	<b>2.07%</b>	<b>4,988,600.00</b> <b>17,029.17</b>	<b>0.82%</b> <b>(11,400.00)</b>	<b>Aa1 / AA+</b> <b>AA+</b>	<b>4.13</b> <b>3.93</b>
<b>Negotiable CD</b>									
90333VK82	US Bank National Association Negotiable CD 2.450% Due 02/28/2020	4,000,000.00	02/28/2019 2.45%	4,000,000.00	100.00 2.45%	4,000,000.00 83,572.22	0.67% 0.00	P-1 / A-1+ F-1+	0.16 0.16
06417MBK0	Bank of Nova Scotia Houston Yankee CD 2.000% Due 03/09/2020	5,000,000.00	09/26/2019 2.07%	4,998,366.53	99.97 2.07%	4,998,366.53 31,666.67	0.83% 0.00	P-1 / A-1 F-1+	0.19 0.19
06367BED7	Bank of Montreal Chicago Yankee CD 1.890% Due 05/21/2020	8,500,000.00	12/23/2019 1.89%	8,500,000.00	100.00 1.89%	8,500,000.00 3,570.00	1.40% 0.00	P-1 / A-1 F-1+	0.39 0.39
89114NBZ7	Toronto Dominion Bank NY Yankee CD 1.850% Due 06/03/2020	5,000,000.00	12/03/2019 1.85%	5,000,000.00	100.00 1.85%	5,000,000.00 7,194.44	0.82% 0.00	P-1 / A-1+ F-1+	0.42 0.42

# Holdings Report

SDCRAA Consolidated - Account #10566

For the Month Ending December 31, 2019

CUSIP	Security Description	Par Value/Units	Purchase Date Book Yield	Book Value	Mkt Price Mkt YTM	Market Value Accrued Int.	% of Port. Gain/Loss	Moody/S&P Fitch	Maturity Duration
87019U6D6	Swedbank Inc Negotiable CD 2.270% Due 11/16/2020	4,000,000.00	11/17/2017 2.27%	4,000,000.00	100.27 1.96%	4,010,924.00 11,602.22	0.66% 10,924.00	Aa2 / AA- AA-	0.88 0.88
<b>TOTAL Negotiable CD</b>						<b>26,509,290.53</b>	<b>4.38%</b>	<b>Aaa / AA+</b>	<b>0.40</b>
						<b>137,605.55</b>	<b>10,924.00</b>	<b>Aaa</b>	<b>0.39</b>
<b>Supranational</b>									
459058FZ1	Intl. Bank Recon & Development Note 1.875% Due 04/21/2020	3,000,000.00	04/28/2017 1.64%	3,020,550.00	100.02 1.79%	3,000,729.00 10,937.50	0.50% (19,821.00)	Aaa / AAA AAA	0.31 0.30
45950KCM0	International Finance Corp Note 2.250% Due 01/25/2021	2,125,000.00	02/13/2018 2.43%	2,113,992.50	100.60 1.68%	2,137,737.25 20,718.75	0.35% 23,744.75	Aaa / AAA NR	1.07 1.04
4581X0CV8	Inter-American Dev Bank Note 1.250% Due 09/14/2021	2,500,000.00	04/03/2018 2.66%	2,385,100.00	99.31 1.66%	2,482,860.00 9,288.19	0.41% 97,760.00	Aaa / NR NR	1.71 1.67
459058FY4	Intl. Bank Recon & Development Note 2.000% Due 01/26/2022	3,000,000.00	03/16/2018 2.73%	2,920,650.00	100.72 1.65%	3,021,489.00 25,833.33	0.50% 100,839.00	Aaa / NR AAA	2.07 2.00
4581X0CN6	Inter-American Dev Bank Note 1.750% Due 04/14/2022	2,000,000.00	09/27/2018 3.03%	1,914,620.00	100.16 1.68%	2,003,144.00 7,486.11	0.33% 88,524.00	Aaa / AAA AAA	2.29 2.22
<b>TOTAL Supranational</b>						<b>12,645,959.25</b>	<b>2.09%</b>	<b>Aaa / AAA</b>	<b>1.45</b>
						<b>74,263.88</b>	<b>291,046.75</b>	<b>Aaa</b>	<b>1.41</b>
<b>US Corporate</b>									
166764BP4	Chevron Corp Note 1.991% Due 03/03/2020	3,500,000.00	05/15/2017 1.89%	3,509,660.00	100.00 1.97%	3,500,063.00 22,841.19	0.58% (9,597.00)	Aa2 / AA NR	0.17 0.17

# Holdings Report

SDCRAA Consolidated - Account #10566

For the Month Ending December 31, 2019

CUSIP	Security Description	Par Value/Units	Purchase Date Book Yield	Book Value	Mkt Price Mkt YTM	Market Value Accrued Int.	% of Port. Gain/Loss	Moody/S&P Fitch	Maturity Duration
30231GAG7	Exxon Mobil Corp Callable Note Cont 2/6/2020 1.912% Due 03/06/2020	3,000,000.00	07/28/2017 1.76%	3,011,430.00	100.01 1.86%	3,000,195.00 18,323.33	0.50% (11,235.00)	Aaa / AA+ NR	0.18 0.18
00440EAT4	Chubb INA Holdings Inc Callable Note Cont 10/3/2020 2.300% Due 11/03/2020	2,000,000.00	07/23/2019 2.25%	2,001,260.00	100.35 1.82%	2,007,084.00 7,411.11	0.33% 5,824.00	A3 / A A	0.84 0.75
17275RBD3	Cisco Systems Note 2.200% Due 02/28/2021	4,000,000.00	08/27/2019 1.79%	4,024,120.00	100.59 1.69%	4,023,412.00 30,066.67	0.67% (708.00)	A1 / AA- NR	1.16 1.14
69371RN93	Paccar Financial Corp Note 2.800% Due 03/01/2021	1,000,000.00	04/03/2018 2.90%	997,270.00	101.18 1.77%	1,011,777.00 9,333.33	0.17% 14,507.00	A1 / A+ NR	1.17 1.14
911312BP0	UPS Note 2.050% Due 04/01/2021	2,280,000.00	11/14/2017 2.10%	2,276,397.60	100.27 1.83%	2,286,105.84 11,685.00	0.38% 9,708.24	A2 / A NR	1.25 1.22
369550BE7	General Dynamics Corp Note 3.000% Due 05/11/2021	3,000,000.00	06/11/2018 3.14%	2,988,090.00	101.68 1.74%	3,050,487.00 12,500.00	0.50% 62,397.00	A2 / A+ NR	1.36 1.33
02665WBF7	American Honda Finance Note 1.650% Due 07/12/2021	2,000,000.00	07/02/2018 3.13%	1,915,520.00	99.77 1.80%	1,995,384.00 15,491.67	0.33% 79,864.00	A2 / A NR	1.53 1.49
594918BP8	Microsoft Callable Note Cont 7/8/2021 1.550% Due 08/08/2021	3,000,000.00	09/15/2017 1.96%	2,954,280.00	99.87 1.63%	2,996,031.00 18,470.83	0.50% 41,751.00	Aaa / AAA AA+	1.61 1.57
69371RP42	Paccar Financial Corp Note 3.150% Due 08/09/2021	3,000,000.00	08/16/2018 3.09%	3,005,220.00	102.10 1.82%	3,063,030.00 37,275.00	0.51% 57,810.00	A1 / A+ NR	1.61 1.55
74005PAZ7	Praxair Note 3.000% Due 09/01/2021	3,300,000.00	Various 2.45%	3,335,280.00	102.04 1.75%	3,367,260.60 33,000.00	0.56% 31,980.60	A2 / A NR	1.67 1.61
69353REY0	PNC Bank Callable Note Cont 11/09/2021 2.550% Due 12/09/2021	2,000,000.00	07/13/2018 3.28%	1,953,160.00	101.21 1.88%	2,024,196.00 3,116.67	0.33% 71,036.00	A2 / A A+	1.94 1.81
459200JQ5	IBM Corp Note 2.500% Due 01/27/2022	2,000,000.00	08/16/2018 3.12%	1,960,160.20	101.17 1.92%	2,023,450.01 21,388.89	0.34% 63,289.81	A2 / A NR	2.08 1.99

# Holdings Report

SDCRAA Consolidated - Account #10566

For the Month Ending December 31, 2019

CUSIP	Security Description	Par Value/Units	Purchase Date Book Yield	Book Value	Mkt Price Mkt YTM	Market Value Accrued Int.	% of Port. Gain/Loss	Moody/S&P Fitch	Maturity Duration
037833AY6	Apple Inc Note 2.150% Due 02/09/2022	4,000,000.00	09/15/2017 2.10%	4,008,680.00	100.85 1.74%	4,033,952.00 33,922.22	0.67% 25,272.00	Aa1 / AA+ NR	2.11 2.04
74005PBA1	Praxair Callable Note Cont 11/15/2021 2.450% Due 02/15/2022	1,000,000.00	06/11/2018 3.18%	974,800.00	101.21 1.79%	1,012,117.00 9,255.56	0.17% 37,317.00	A2 / A NR	2.13 1.81
69353RFB9	PNC Bank Callable Note Cont 1/18/2022 2.625% Due 02/17/2022	2,000,000.00	06/11/2018 3.35%	1,950,240.00	101.41 1.92%	2,028,148.00 19,541.67	0.34% 77,908.00	A2 / A A+	2.13 1.97
68389XBB0	Oracle Corp Callable Note Cont 3/15/2022 2.500% Due 05/15/2022	3,000,000.00	07/02/2018 3.24%	2,920,290.00	101.31 1.89%	3,039,390.00 9,583.33	0.50% 119,100.00	A1 / A+ A	2.37 2.14
00440EAU1	Chubb INA Holdings Inc Callable Note Cont 9/3/2022 2.875% Due 11/03/2022	2,000,000.00	09/27/2018 3.47%	1,955,180.00	102.61 1.87%	2,052,142.00 9,263.89	0.34% 96,962.00	A3 / A A	2.84 2.56
24422EUA5	John Deere Capital Corp Note 2.700% Due 01/06/2023	3,500,000.00	Various 3.22%	3,422,355.00	102.26 1.93%	3,578,942.50 45,937.50	0.60% 156,587.50	A2 / A A	3.02 2.85
89236TELS	Toyota Motor Credit Corp Note 2.700% Due 01/11/2023	2,000,000.00	07/13/2018 3.34%	1,946,860.00	102.05 2.00%	2,040,928.00 25,500.00	0.34% 94,068.00	Aa3 / AA- A+	3.03 2.86
44932HAH6	IBM Credit Corp Note 3.000% Due 02/06/2023	2,000,000.00	09/11/2018 3.34%	1,972,280.00	102.94 2.02%	2,058,734.00 24,166.67	0.34% 86,454.00	A2 / A NR	3.10 2.92
084670BR8	Berkshire Hathaway Callable Note Cont 1/15/2023 2.750% Due 03/15/2023	2,000,000.00	07/13/2018 3.20%	1,961,020.00	102.54 1.88%	2,050,848.00 16,194.44	0.34% 89,828.00	Aa2 / AA A+	3.21 2.89
037833AK6	Apple Inc Note 2.400% Due 05/03/2023	2,000,000.00	07/19/2019 2.13%	2,019,760.00	101.71 1.87%	2,034,128.00 7,733.33	0.34% 14,368.00	Aa1 / AA+ NR	3.34 3.19
58933YAF2	Merck & Co Note 2.800% Due 05/18/2023	3,000,000.00	07/22/2019 2.11%	3,075,480.00	103.04 1.87%	3,091,131.00 10,033.33	0.51% 15,651.00	A1 / AA A+	3.38 3.21
931142EK5	Wal-Mart Stores Callable Note Cont 5/26/2023 3.400% Due 06/26/2023	2,000,000.00	09/27/2018 3.31%	2,008,020.00	105.15 1.83%	2,102,998.00 944.44	0.35% 94,978.00	Aa2 / AA AA	3.49 3.22



# Holdings Report

SDCRAA Consolidated - Account #10566

For the Month Ending December 31, 2019

CUSIP	Security Description	Par Value/Units	Purchase Date Book Yield	Book Value	Mkt Price Mkt YTM	Market Value Accrued Int.	% of Port. Gain/Loss	Moody/S&P Fitch	Maturity Duration
02665WCJ8	American Honda Finance Note 3.450% Due 07/14/2023	2,000,000.00	09/11/2018 3.42%	2,002,420.00	104.69 2.07%	2,093,854.00 32,008.33	0.35% 91,434.00	A2 / A NR	3.54 3.28
06406FAD5	Bank of NY Mellon Corp Callable Note Cont 6/16/2023 2.200% Due 08/16/2023	4,000,000.00	Various 2.22%	3,996,200.00	101.02 1.89%	4,040,932.00 33,000.00	0.67% 44,732.00	A1 / A AA-	3.63 3.29
857477AM5	State Street Bank Note 3.700% Due 11/20/2023	2,000,000.00	08/19/2019 2.06%	2,132,940.00	106.58 1.93%	2,131,566.00 8,427.78	0.35% (1,374.00)	A1 / A AA-	3.89 3.62
89236TFS9	Toyota Motor Credit Corp Note 3.350% Due 01/08/2024	2,000,000.00	02/07/2019 3.07%	2,025,380.00	104.99 2.05%	2,099,882.00 32,197.22	0.35% 74,502.00	Aa3 / AA- A+	4.02 3.71
91159HHV5	US Bancorp Callable Note Cont 1/5/2024 3.375% Due 02/05/2024	2,000,000.00	02/07/2019 3.19%	2,017,220.00	105.01 2.06%	2,100,246.00 27,375.00	0.35% 83,026.00	A1 / A+ AA-	4.10 3.71
438516BW5	Honeywell Intl Callable Note Cont 7/15/2024 2.300% Due 08/15/2024	4,000,000.00	12/03/2019 1.96%	4,059,840.00	101.23 2.01%	4,049,164.00 36,544.44	0.67% (10,676.00)	A2 / A A	4.63 4.26
<b>TOTAL US Corporate</b>		<b>78,580,000.00</b>	<b>2.63%</b>	<b>78,380,812.80</b>	<b>1.87%</b>	<b>79,987,577.95</b> <b>622,532.84</b>	<b>13.25%</b> <b>1,606,765.15</b>	<b>A1 / A+</b> <b>A+</b>	<b>2.39</b> <b>2.23</b>
<b>US Treasury</b>									
912828H52	US Treasury Note 1.250% Due 01/31/2020	7,000,000.00	01/09/2017 1.53%	6,940,820.31	99.97 1.62%	6,997,746.00 36,616.85	1.16% 56,925.69	Aaa / AA+ AAA	0.08 0.08
912828XE5	US Treasury Note 1.500% Due 05/31/2020	5,000,000.00	05/11/2017 1.58%	4,987,695.31	99.94 1.63%	4,997,240.00 6,557.38	0.82% 9,544.69	Aaa / AA+ AAA	0.42 0.41
912828XM7	US Treasury Note 1.625% Due 07/31/2020	5,400,000.00	07/28/2017 1.56%	5,410,968.75	100.00 1.63%	5,399,789.40 36,721.47	0.89% (11,179.35)	Aaa / AA+ AAA	0.58 0.58

# Holdings Report

SDCRAA Consolidated - Account #10566

For the Month Ending December 31, 2019

CUSIP	Security Description	Par Value/Units	Purchase Date Book Yield	Book Value	Mkt Price Mkt YTM	Market Value Accrued Int.	% of Port. Gain/Loss	Moody/S&P Fitch	Maturity Duration
912828G3	US Treasury Note 1.750% Due 11/15/2020	7,700,000.00	11/20/2017 1.83%	7,683,156.25	100.09 1.65%	7,706,614.30 17,399.04	1.27% 23,458.05	Aaa / AA+ AAA	0.88 0.86
912828P87	US Treasury Note 1.125% Due 02/28/2021	8,500,000.00	10/13/2017 1.73%	8,331,992.19	99.41 1.63%	8,450,198.50 32,312.84	1.39% 118,206.31	Aaa / AA+ AAA	1.16 1.15
912828Q37	US Treasury Note 1.250% Due 03/31/2021	3,500,000.00	10/25/2017 1.84%	3,431,230.47	99.54 1.62%	3,484,005.00 11,116.80	0.57% 52,774.53	Aaa / AA+ AAA	1.25 1.23
912828WG1	US Treasury Note 2.250% Due 04/30/2021	7,700,000.00	11/20/2017 1.90%	7,789,632.81	100.84 1.61%	7,764,972.60 29,509.62	1.28% (24,660.21)	Aaa / AA+ AAA	1.33 1.31
912828S76	US Treasury Note 1.125% Due 07/31/2021	5,600,000.00	09/26/2019 1.72%	5,540,281.25	99.25 1.60%	5,558,218.40 26,364.13	0.92% 17,937.15	Aaa / AA+ AAA	1.58 1.55
912828D72	US Treasury Note 2.000% Due 08/31/2021	8,500,000.00	10/13/2017 1.81%	8,560,761.72	100.66 1.60%	8,556,117.00 57,445.05	1.42% (4,644.72)	Aaa / AA+ AAA	1.67 1.62
912828T67	US Treasury Note 1.250% Due 10/31/2021	7,700,000.00	11/20/2017 1.96%	7,492,761.72	99.40 1.58%	7,653,676.80 16,394.23	1.26% 160,915.08	Aaa / AA+ AAA	1.84 1.80
912828U65	US Treasury Note 1.750% Due 11/30/2021	7,500,000.00	09/06/2019 1.55%	7,533,105.47	100.31 1.59%	7,523,145.00 11,475.41	1.24% (9,960.47)	Aaa / AA+ AAA	1.92 1.87
912828U81	US Treasury Note 2.000% Due 12/31/2021	5,000,000.00	12/16/2019 1.66%	5,034,375.00	100.80 1.59%	5,040,040.00 274.73	0.83% 5,665.00	Aaa / AA+ AAA	2.00 1.96
912828W89	US Treasury Note 1.875% Due 03/31/2022	8,000,000.00	12/23/2019 1.67%	8,035,937.50	100.64 1.59%	8,050,936.00 38,114.75	1.33% 14,998.50	Aaa / AA+ AAA	2.25 2.19
912828WZ9	US Treasury Note 1.750% Due 04/30/2022	2,750,000.00	11/17/2017 2.00%	2,720,781.25	100.38 1.59%	2,760,312.50 8,283.81	0.46% 39,531.25	Aaa / AA+ AAA	2.33 2.27
912828SV3	US Treasury Note 1.750% Due 05/15/2022	8,200,000.00	12/05/2017 2.09%	8,080,843.75	100.37 1.59%	8,230,110.40 18,528.85	1.36% 149,266.65	Aaa / AA+ AAA	2.37 2.31

# Holdings Report

SDCRAA Consolidated - Account #10566

For the Month Ending December 31, 2019

CUSIP	Security Description	Par Value/Units	Purchase Date Book Yield	Book Value	Mkt Price Mkt YTM	Market Value Accrued Int.	% of Port. Gain/Loss	Moody/S&P Fitch	Maturity Duration
912828XW5	US Treasury Note 1.750% Due 06/30/2022	8,200,000.00	12/05/2017 2.13%	8,063,546.88	100.41 1.58%	8,233,956.20 394.23	1.35% 170,409.32	Aaa / AA+ AAA	2.50 2.44
9128282P4	US Treasury Note 1.875% Due 07/31/2022	8,000,000.00	12/23/2019 1.68%	8,039,375.00	100.71 1.59%	8,056,560.00 62,771.74	1.33% 17,185.00	Aaa / AA+ AAA	2.58 2.50
912828L24	US Treasury Note 1.875% Due 08/31/2022	8,200,000.00	12/05/2017 2.14%	8,101,984.38	100.73 1.59%	8,260,220.80 51,953.98	1.37% 158,236.42	Aaa / AA+ AAA	2.67 2.58
912828L57	US Treasury Note 1.750% Due 09/30/2022	10,500,000.00	01/19/2018 2.39%	10,204,277.34	100.40 1.60%	10,542,241.50 46,690.57	1.74% 337,964.16	Aaa / AA+ AAA	2.75 2.66
912828M80	US Treasury Note 2.000% Due 11/30/2022	8,000,000.00	12/16/2019 1.66%	8,079,062.50	101.13 1.60%	8,090,312.00 13,989.07	1.33% 11,249.50	Aaa / AA+ AAA	2.92 2.82
912828R69	US Treasury Note 1.625% Due 05/31/2023	8,000,000.00	12/23/2019 1.70%	7,978,750.00	100.00 1.62%	8,000,312.00 11,366.12	1.32% 21,562.00	Aaa / AA+ AAA	3.42 3.30
912828V80	US Treasury Note 2.250% Due 01/31/2024	5,650,000.00	Various 2.14%	5,675,003.91	102.32 1.66%	5,780,876.60 53,199.05	0.96% 105,872.69	Aaa / AA+ AAA	4.09 3.86
<b>TOTAL US Treasury</b>		<b>154,600,000.00</b>	<b>1.85%</b>	<b>153,716,343.76</b>	<b>1.61%</b>	<b>155,137,601.00</b> <b>587,479.72</b>	<b>25.60%</b> <b>1,421,257.24</b>	<b>Aaa / AA+</b> <b>Aaa</b>	<b>2.00</b> <b>1.94</b>
<b>TOTAL PORTFOLIO</b>		<b>586,606,258.54</b>	<b>2.09%</b>	<b>600,663,267.95</b>	<b>1.78%</b>	<b>605,973,954.38</b> <b>2,413,252.60</b>	<b>100.00%</b> <b>5,310,686.43</b>	<b>Aa1 / AA+</b> <b>Aaa</b>	<b>1.57</b> <b>1.50</b>
<b>TOTAL MARKET VALUE PLUS ACCRUALS</b>						<b>608,387,206.98</b>			

# Transactions Ledger

SDCRAA Consolidated - Account #10566

September 1, 2019 through December 31, 2019

Transaction Type	Settlement Date	CUSIP	Quantity	Security Description	Price	Acq/Disp Yield	Amount	Interest Pur/Sold	Total Amount	Gain/Loss
<b>ACQUISITIONS</b>										
Purchase	10/30/2019	649791PP9	5,000,000.00	New York St Taxable-GO 2.01% Due: 02/15/2024	100.000	2.01%	5,000,000.00	0.00	5,000,000.00	0.00
Purchase	12/04/2019	3135G0W66	5,000,000.00	FNMA Note 1.625% Due: 10/15/2024	99.942	1.64%	4,997,100.00	10,381.94	5,007,481.94	0.00
Purchase	12/04/2019	89114NBZ7	5,000,000.00	Toronto Dominion Bank NY Yankee CD 1.85% Due: 06/03/2020	100.000	1.85%	5,000,000.00	0.00	5,000,000.00	0.00
Purchase	12/05/2019	438516BW5	4,000,000.00	Honeywell Intl Callable Note Cont 7/15/2024 2.3% Due: 08/15/2024	101.496	1.96%	4,059,840.00	29,900.00	4,089,740.00	0.00
Purchase	12/16/2019	62479LDV4	5,000,000.00	MUFG Bank Ltd Discount CP 1.88% Due: 04/29/2020	99.295	1.92%	4,964,750.00	0.00	4,964,750.00	0.00
Purchase	12/17/2019	912828M80	8,000,000.00	US Treasury Note 2% Due: 11/30/2022	100.988	1.66%	8,079,062.50	7,431.69	8,086,494.19	0.00
Purchase	12/17/2019	912828U81	5,000,000.00	US Treasury Note 2% Due: 12/31/2021	100.688	1.66%	5,034,375.00	46,195.65	5,080,570.65	0.00
Purchase	12/24/2019	06367BED7	8,500,000.00	Bank of Montreal Chicago Yankee CD 1.89% Due: 05/21/2020	100.000	1.89%	8,500,000.00	0.00	8,500,000.00	0.00
Purchase	12/24/2019	9128282P4	8,000,000.00	US Treasury Note 1.875% Due: 07/31/2022	100.492	1.68%	8,039,375.00	59,510.87	8,098,885.87	0.00
Purchase	12/24/2019	912828R69	8,000,000.00	US Treasury Note 1.625% Due: 05/31/2023	99.734	1.70%	7,978,750.00	8,524.59	7,987,274.59	0.00

# Transactions Ledger

SDCRAA Consolidated - Account #10566

September 1, 2019 through December 31, 2019

Transaction Type	Settlement Date	CUSIP	Quantity	Security Description	Price	Acq/Disp Yield	Amount	Interest Pur/Sold	Total Amount	Gain/Loss
<b>ACQUISITIONS</b>										
Purchase	12/26/2019	912828W89	8,000,000.00	US Treasury Note 1.875% Due: 03/31/2022	100.449	1.67%	8,035,937.50	35,655.74	8,071,593.24	0.00
	<b>Subtotal</b>		<b>69,500,000.00</b>				<b>69,689,190.00</b>	<b>197,600.48</b>	<b>69,886,790.48</b>	<b>0.00</b>
<b>TOTAL ACQUISITIONS</b>			<b>69,500,000.00</b>				<b>69,689,190.00</b>	<b>197,600.48</b>	<b>69,886,790.48</b>	<b>0.00</b>

# Transactions Ledger

SDCRAA Consolidated - Account #10566

September 1, 2019 through December 31, 2019

Transaction Type	Settlement Date	CUSIP	Quantity	Security Description	Price	Acq/Disp Yield	Amount	Interest Pur/Sold	Total Amount	Gain/Loss
<b>DISPOSITIONS</b>										
Sale	12/26/2019	097023CC7	3,200,000.00	Boeing Co Callable Note Cont 2/1/2024 2.8% Due: 03/01/2024	101.755	2.36%	3,256,160.00	28,622.22	3,284,782.22	72,768.00
	<b>Subtotal</b>		<b>3,200,000.00</b>				<b>3,256,160.00</b>	<b>28,622.22</b>	<b>3,284,782.22</b>	<b>72,768.00</b>
Call	12/23/2019	46625HKA7	3,500,000.00	JP Morgan Chase Callable Note Cont 12/23/2019 2.25% Due: 01/23/2020	100.000	2.25%	3,500,000.00	32,812.50	3,532,812.50	0.00
	<b>Subtotal</b>		<b>3,500,000.00</b>				<b>3,500,000.00</b>	<b>32,812.50</b>	<b>3,532,812.50</b>	<b>0.00</b>
Maturity	11/30/2019	912828G61	13,400,000.00	US Treasury Note 1.5% Due: 11/30/2019	100.000		13,400,000.00	0.00	13,400,000.00	-16,750.00
Maturity	12/02/2019	89114MNO6	5,000,000.00	Toronto Dominion Bank Yankee CD 3.09% Due: 12/02/2019	100.000		5,000,000.00	157,504.17	5,157,504.17	0.00
Maturity	12/16/2019	62479MZG1	5,000,000.00	MUFG Bank Ltd/NY Discount CP 2.22% Due: 12/16/2019	99.094		5,000,000.00	0.00	5,000,000.00	0.00
	<b>Subtotal</b>		<b>23,400,000.00</b>				<b>23,400,000.00</b>	<b>157,504.17</b>	<b>23,557,504.17</b>	<b>-16,750.00</b>
<b>TOTAL DISPOSITIONS</b>			<b>30,100,000.00</b>				<b>31,156,160.00</b>	<b>218,938.89</b>	<b>30,375,098.89</b>	<b>56,018.00</b>

# Transactions Ledger for Bonds

SDCRAA Consolidated Bond Reserves - Account #10592

September 1, 2019 through December 31, 2019

Transaction Type	Settlement Date	CUSIP	Quantity	Security Description	Price	Acq/Disp Yield	Amount	Interest Pur/Sold	Total Amount	Gain/Loss
<b>ACQUISITIONS</b>										
Purchase	11/14/2019	31846V336	2,000,000.00	First American Government Obligation Funds	1.000	1.75%	2,000,000.00	0.00	2,000,000.00	0.00
	<b>Subtotal</b>		<b>2,000,000.00</b>				<b>2,000,000.00</b>	<b>0.00</b>	<b>2,000,000.00</b>	<b>0.00</b>
Security Contribution	12/11/2019	31846V336	559,577,856.00	First American Government Obligation Funds	1.000	1.75%	559,577,856.00	0.00	559,577,856.00	0.00
	<b>Subtotal</b>		<b>559,577,856.00</b>				<b>559,577,856.00</b>	<b>0.00</b>	<b>559,577,856.00</b>	<b>0.00</b>
<b>TOTAL AQISITIONS</b>			<b>561,577,856.00</b>				<b>561,577,856.00</b>	<b>0.00</b>	<b>561,577,856.00</b>	<b>0.00</b>
<b>DISPOSITIONS</b>										
Sale	11/14/2019	90LAIF500	2,000,000.00	Local Agency Investment Fund State Pool	1.000	2.16%	2,000,000.00	0.00	2,000,000.00	0.00
	<b>Subtotal</b>		<b>2,000,000.00</b>				<b>2,000,000.00</b>	<b>0.00</b>	<b>2,000,000.00</b>	<b>0.00</b>
Security Withdrawal	11/15/2019	31846V336	350,837.00	First American Government Obligation Funds	1.000		350,837.00	0.00	350,837.00	0.00
Security Withdrawal	11/15/2019	31846V336	102,717.00	First American Government Obligation Funds	1.000		102,717.00	0.00	102,717.00	0.00
Security Withdrawal	11/15/2019	31846V336	312,199.00	First American Government Obligation Funds	1.000		312,199.00	0.00	312,199.00	0.00

# Transactions Ledger for Bonds

SDCRAA Consolidated Bond Reserves - Account #10592

September 1, 2019 through December 31, 2019

Transaction Type	Settlement Date	CUSIP	Quantity	Security Description	Price	Acq/Disp Yield	Amount	Interest Pur/Sold	Total Amount	Gain/Loss
Security Withdrawal	11/15/2019	31846V336	568,260.00	First American Government Obligation Funds	1.000		568,260.00	0.00	568,260.00	0.00
Security Withdrawal	11/22/2019	90SDCP\$00	1,460,662.00	County of San Diego Pooled Investment Pool	1.000		1,460,662.00	0.00	1,460,662.00	0.00
Security Withdrawal	11/22/2019	90SDCP\$00	312,665.00	County of San Diego Pooled Investment Pool	1.000		312,665.00	0.00	312,665.00	0.00
Security Withdrawal	11/22/2019	90SDCP\$00	3,277,545.00	County of San Diego Pooled Investment Pool	1.000		3,277,545.00	0.00	3,277,545.00	0.00
Security Withdrawal	11/22/2019	90SDCP\$00	617,706.00	County of San Diego Pooled Investment Pool	1.000		617,706.00	0.00	617,706.00	0.00
Security Withdrawal	11/22/2019	90SDCP\$00	1,914,461.00	County of San Diego Pooled Investment Pool	1.000		1,914,461.00	0.00	1,914,461.00	0.00
Security Withdrawal	11/22/2019	90SDCP\$00	2,218,237.00	County of San Diego Pooled Investment Pool	1.000		2,218,237.00	0.00	2,218,237.00	0.00
Security Withdrawal	11/22/2019	90SDCP\$00	1,019,894.00	County of San Diego Pooled Investment Pool	1.000		1,019,894.00	0.00	1,019,894.00	0.00
Security Withdrawal	12/11/2019	31846V336	221,458,642.00	First American Government Obligation Funds	1.000		221,458,642.00	0.00	221,458,642.00	0.00
Security Withdrawal	12/12/2019	31846V336	11,125,368.00	First American Government Obligation Funds	1.000		11,125,368.00	0.00	11,125,368.00	0.00
Security Withdrawal	12/12/2019	31846V336	22,931,630.00	First American Government Obligation Funds	1.000		22,931,630.00	0.00	22,931,630.00	0.00



# Transactions Ledger for Bonds

SDCRAA Consolidated Bond Reserves - Account #10592

September 1, 2019 through December 31, 2019

Transaction Type	Settlement Date	CUSIP	Quantity	Security Description	Price	Acq/Disp Yield	Amount	Interest Pur/Sold	Total Amount	Gain/Loss
Security Withdrawal	12/23/2019	31846V336	10,570,062.00	First American Government Obligation Funds	1.000		10,570,062.00	0.00	10,570,062.00	0.00
Security Withdrawal	12/23/2019	31846V336	10,279,709.00	First American Government Obligation Funds	1.000		10,279,709.00	0.00	10,279,709.00	0.00
Security Withdrawal	12/27/2019	31846V336	140,385.00	First American Government Obligation Funds	1.000		140,385.00	0.00	140,385.00	0.00
Security Withdrawal	12/28/2019	31846V336	50,353.00	First American Government Obligation Funds	1.000		50,353.00	0.00	50,353.00	0.00
	<b>Subtotal</b>		<b>288,711,332.00</b>				<b>288,711,332.00</b>	<b>0.00</b>	<b>288,711,332.00</b>	<b>0.00</b>
<b>TOTAL AQUSITIONS</b>			<b>290,711,332.00</b>				<b>290,711,332.00</b>	<b>0.00</b>	<b>290,711,332.00</b>	<b>0.00</b>

# Important Disclosures

2019 Chandler Asset Management, Inc, An Independent Registered Investment Adviser.

Information contained herein is confidential. Prices are provided by IDC, an independent pricing source. In the event IDC does not provide a price or if the price provided is not reflective of fair market value, Chandler will obtain pricing from an alternative approved third party pricing source in accordance with our written valuation policy and procedures. Our valuation procedures are also disclosed in Item 5 of our Form ADV Part 2A.

Performance results are presented gross-of-advisory fees and represent the client's Total Return. The deduction of advisory fees lowers performance results. These results include the reinvestment of dividends and other earnings. Past performance may not be indicative of future results. Therefore, clients should not assume that future performance of any specific investment or investment strategy will be profitable or equal to past performance levels. All investment strategies have the potential for profit or loss. Economic factors, market conditions or changes in investment strategies, contributions or withdrawals may materially alter the performance and results of your portfolio.

Index returns assume reinvestment of all distributions. Historical performance results for investment indexes generally do not reflect the deduction of transaction and/or custodial charges or the deduction of an investment management fee, the incurrence of which would have the effect of decreasing historical performance results. It is not possible to invest directly in an index.

Source ice Data Indices, LLC ("ICE"), used with permission. ICE permits use of the ICE indices and related data on an "as is" basis; ICE, its affiliates and their respective third party suppliers disclaim any and all warranties and representations, express and/or implied, including any warranties of merchantability or fitness for a particular purpose or use, including the indices, index data and any data included in, related to, or derived therefrom. Neither ICE data, its affiliates or their respective third party providers guarantee the quality, adequacy, accuracy, timeliness or completeness of the indices or the index data or any component thereof, and the indices and index data and all components thereof are provided on an "as is" basis and licensee's use it at licensee's own risk. ICE data, its affiliates and their respective third party do not sponsor, endorse, or recommend chandler asset management, or any of its products or services.

This report is provided for informational purposes only and should not be construed as a specific investment or legal advice. The information contained herein was obtained from sources believed to be reliable as of the date of publication, but may become outdated or superseded at any time without notice. Any opinions or views expressed are based on current market conditions and are subject to change. This report may contain forecasts and forward-looking statements which are inherently limited and should not be relied upon as indicator of future results. Past performance is not indicative of future results. This report is not intended to constitute an offer, solicitation, recommendation or advice regarding any securities or investment strategy and should not be regarded by recipients as a substitute for the exercise of their own judgment.

Fixed income investments are subject to interest, credit and market risk. Interest rate risk: the value of fixed income investments will decline as interest rates rise. Credit risk: the possibility that the borrower may not be able to repay interest and principal. Low rated bonds generally have to pay higher interest rates to attract investors willing to take on greater risk. Market risk: the bond market in general could decline due to economic conditions, especially during periods of rising interest rates.

Ratings information have been provided by Moody's, S&P and Fitch through data feeds we believe to be reliable as of the date of this statement, however we cannot guarantee its accuracy.

Security level ratings for U.S. Agency issued mortgage-backed securities ("MBS") reflect the issuer rating because the securities themselves are not rated. The issuing U.S. Agency guarantees the full and timely payment of both principal and interest and carries a AA+/Aaa/AAA by S&P, Moody's and Fitch respectively.

# Benchmark Disclosures

## ICE BAML 0-5 Yr US Treasury Index

The ICE BAML 0-5 Year US Treasury Index tracks the performance of US Dollar denominated Sovereign debt publicly issued by the US government in its domestic market with maturities less than three years. Qualifying securities must have at least 18 months to maturity at point of issuance, at least one month and less than five years remaining term to final maturity, a fixed coupon schedule and a minimum amount outstanding of \$1 billion. (Index: GVQA. Please visit [www.mlindex.ml.com](http://www.mlindex.ml.com) for more information)

**EXECUTIVE COMMITTEE** Meeting Date: **JANUARY 27, 2020**

---

**Subject:**

**Pre-Approval of Travel Requests and Approval of Business and Travel Expense Reimbursement Requests for Board Members, the President/CEO, the Chief Auditor and General Counsel**

**Recommendation:**

Pre-approve Travel Requests and approve Business and Travel Expense Reimbursement Requests.

**Background/Justification:**

Authority Policy 3.30 (3)(b) and (4) require that travel and business expense reimbursements of Board Members, the President/CEO, the Chief Auditor and the General Counsel be approved or pre-approved by the Executive Committee and presented to the Board for its information at its next regularly scheduled meeting.

On July 1, 2019, the Executive Committee pre-approved set dollar amounts for routine, in-town business expenses to be used during Fiscal Year 2020 for the President/CEO, General Counsel and Chief Auditor as authorized in Policy 3.30(3)(b)(i)(C).

The attached reports are being presented to comply with the requirements of Policy 3.30.

**Fiscal Impact:**

Funds for Business and Travel expenses are included in the FY 2020 Budget.

**Authority Strategies/Focus Areas:**

This item supports one or more of the following (*select at least one under each area*):

**Strategies**

- Community Strategy    Customer Strategy    Employee Strategy    Financial Strategy    Operations Strategy

**Focus Areas**

- Advance the Airport Development Plan    Transform the Customer Journey    Optimize Ongoing Business

**Environmental Review:**

- A. This Board action is not a project that would have a significant effect on the environment as defined by the California Environmental Quality Act (CEQA), as amended. 14 Cal. Code Regs. §15378. This Board action is not a "project" subject to CEQA. Cal. Pub. Res. Code §21065.
- B. California Coastal Act Review: This Board action is not a "development" as defined by the California Coastal Act. Cal. Pub. Res. Code §30106.

**Application of Inclusionary Policies:**

Not applicable.

**Prepared by:**

TONY R. RUSSELL  
DIRECTOR, BOARD SERVICES/AUTHORITY CLERK

# **TRAVEL REQUESTS**

**K. BECKER**

**SAN DIEGO COUNTY REGIONAL AIRPORT AUTHORITY  
OUT-OF-TOWN TRAVEL REQUEST**

**GENERAL INSTRUCTIONS:**

- A. All out-of-town travel requests must conform to applicable provisions of Policy 3.30.
- B. Once traveler completes form, submit to the traveler's Administrator for approval (for Board Members, President/CEO, General Counsel and Chief Auditor, Administrator is Board Executive Committee).

**TRAVELER INFORMATION:**

Traveler Name: Kimberly J. Becker Department: Executive, BU6  
 Position:  Board Member  President/CEO  General Counsel  Chief Auditor  
 All Other Authority Employees

DATE OF REQUEST: 01/03/2020 DATE OF DEPARTURE/RETURN: 05/08/2020 / 05/13/2020

**DESTINATION / BUSINESS PURPOSE:**

Destination: Denver, CO Business Purpose: AAAE – Annual Conference


**PROJECTED OUT-OF-TOWN TRAVEL EXPENSES:**

A. Transportation Costs:		
• Airfare <input type="checkbox"/> <i>check box for business class or equivalent (international only)</i>		\$ <u>250.00</u>
• Rental Car		\$ _____
• Other Transportation (Taxi, TNC, Train, Bus)		\$ <u>200.00</u>
• Auto (Gas, Parking/Tolls, Mileage)		\$ _____
B. Lodging		\$ <u>1,250.00</u>
C. Meals and Incidental Expenses ( <u>Per Diem</u> )		\$ <u>450.00</u>
D. Seminar and Conference Fees		\$ <u>765.00</u>
E. Entertainment		\$ _____
<b>TOTAL PROJECTED TRAVEL EXPENSES</b>		\$ <u>2,915.00</u>

**CERTIFICATION BY TRAVELER**

By my signature below, I certify the following:

- 1. The above-listed projected out-of-town travel expenses conform to Policy 3.30, are reasonable and directly related to Authority business; and
- 2. I have attended training regarding my responsibilities pursuant to Policy 3.30 within the past two years.

Travelers Signature:  Date: 1/2/20

**CERTIFICATION BY ADMINISTRATOR** (If Administrator is Executive Committee, Clerk certifies below.)

By my signature below, I certify the following:

- 1. I have reviewed this out-of-town travel request and made inquiries to determine that the out-of-town travel and identified expenses are directly related to and necessary for the advancement of the Authority's business and reasonable in comparison to the anticipated benefits to the Authority; and
- 2. I have attended training regarding my responsibilities pursuant to Policy 3.30 within the past two years.

Administrator's Signature: \_\_\_\_\_ Date: \_\_\_\_\_

**AUTHORITY CLERK CERTIFICATION ON BEHALF OF EXECUTIVE COMMITTEE**

I, \_\_\_\_\_, certify that this document was approved  
(Name of Clerk)  
 by the Executive Committee at its \_\_\_\_\_ meeting.  
(Meeting Date)



# Registration

**Register online now or download and complete a registration form and fax to 703.797.9018 or email to [aaaemeetings@aaae.org](mailto:aaaemeetings@aaae.org).**

<b>Registration Categories</b>	<b>Early Rates Paid by Feb 7</b>	<b>Regular Rates Paid between Feb 8 - Mar 27</b>	<b>Late/Onsite Rates Paid after Mar 27 or On-Site</b>
<b>AAAE Airport Member<sup>1</sup></b>	\$765	\$865	\$955
<b>Airport Non-Member<sup>1</sup></b>	\$1,150	\$1,250	\$1,475
<b>AAAE Corporate Member<sup>1</sup></b>	\$935	\$975	\$1,055
<b>Corporate Non-Member<sup>1</sup></b>	\$1,750	\$1,875	\$2,075
<b>AAAE Academic Member<sup>2</sup></b>	\$305	\$305	\$305
<b>AAAE Young Professional Member<sup>2</sup></b>	\$665	\$765	\$855
<b>U.S. Federal Government Employee</b>	\$385	\$500	\$600

## Register Now

<sup>1</sup> Full conference registrations include all sessions, admittance into the Exhibit Hall, three breakfasts, three luncheons, all refreshment breaks and evening events, either of the optional airport tours (subject to confirmation of registration by AAAE) and all handouts. Any airport/company registering three or more employees at one time will receive a ten percent (10%) discount on registration fees only. Registrations must be received



DECODING  
THE UNKNOWN—  
The Future of Aviation

#AAAEDEN  
[aaae.org/annual2020](http://aaae.org/annual2020)

Register by February 7, 2020, to save!

92<sup>nd</sup> Annual AAAE  
**CONFERENCE  
& EXPOSITION**

May 10-13, 2020 \ Denver






DEN'S GOT SOME SECRETS.

Is the airport part of a plot by the Freemasons, the Illuminati or a colony of lizard people?

We can't say for certain, but what we do know is that Denver International Airport knows how to prepare for what's coming—after all, they do have a time capsule for the "people of Colorado in 2094," along with several underground baggage tunnels just waiting to house the world's elite when the Earth comes to an end.

JOIN US IN DENVER TO DECODE THE UNKNOWN

"We look forward to showing you our beautiful city and learning from each of you. Together we'll surely decode the unknown future of aviation and maybe even solve the many conspiracies surrounding DEN."



KIM DAY  
CEO \ Denver International Airport



"The Annual AAEE Conference gives me the chance to learn from colleagues and peers about issues that have yet to impact our airport, so we're prepared if and when that issue arises."


TORY RICHARDSON, A.A.E.  
President & Chief Executive Officer \ Gerald R. Ford International Airport \ AAEE Chair

(DE)CONSTRUCT  
YOUR FUTURE  
CAN YOU SEE WHAT'S COMING?

Airports have to prepare for rapid shifts in regulations, technology and air traffic at a faster pace than ever before. Decoding the next challenge has become more of an art than a science. Are you prepared to meet the sharp twists and turns head on?

The 92<sup>nd</sup> Annual AAEE Conference & Exposition is an unparalleled opportunity to find solutions, sharpen your skills and build relationships that will help you decode the future and advance both your airport and your career.

Think of the conference as your personal crystal ball where you will get a glimpse of what's to come — and learn how to be prepared when it gets here.



"We look forward to providing remarkable keynotes that will inspire insight into the future of your airport, industry-leading educational sessions that prepare you for upcoming challenges, and the opportunity to make invaluable connections."

TODD HAUPTLI  
President and CEO \ AAEE

REGISTER NOW!   
[aaee.org/annual2020](http://aaee.org/annual2020)

# INVEST(IGATING)

Educational sessions focus on **real-world usable knowledge** and **hands-on practical answers** that can help you and your staff be more **effective today and tomorrow.**

## Sunday

### **What's Next in Airport Infrastructure Funding & Economic Deregulation**

The U.S. House of Representatives has extended FAA programs for another five years, and Congress is considering a number of related ideas on infrastructure that are yet to be established. This session focuses on several bills currently under consideration in the House and Senate, and what the impact of each will be on your airport.

### **Mitigating UAS Risks**

As the number of UAS incidents increase, it is now more important than ever that an airport maintain a strategy for managing these risks. Learn how airports and their federal and local partners are working together on this initiative during this can't-miss session.

### **Leveraging Technology for Smart Airport Initiatives**

Smart technology is everywhere, but how are your peers using it to make their airports run more efficiently? Attend this panel for examples of smart tech in action and bring your own examples to share.

## Monday

### **One-on-One with the Office of Airports**

Get answers to your burning questions in this lively session moderated by AAAE's Melissa Sabatina. Hear from the senior leadership of the FAA Office of Airports on the most current information on funding, compliance, planning and safety issues before the mic gets turned over to you.

### **Measuring Up - How Metrics Can Help & Harm Your Airport**

Data and metrics collected throughout your airport can be a goldmine of insight into trends and anticipated problems, so long as you are using the right information effectively. Participate in this lively discussion on the benefits and pitfalls of using metrics in the airport environment.

### **Airport Concession Trends of the Future**

From serving a fundamental need to providing thoughtful experiences, airport concessions have and continue to evolve. Join industry thought-leaders for a close encounter of the concession kind as we explore what their future holds.

# EDUCATION

## Tuesday

### **Security & Facilitation Policy Roundtable**

Ask senior leaders from TSA and CBP about the security and facilitation issues most important to you. This open forum will allow you to bring home answers on the most critically important issues your airport faces today, while preparing for tomorrow.

### **Airports & the Experience Economy**

Travel is increasingly as much about the journey as the destination. Airports are not simply passthroughs, they are gateways to the communities and people they serve. Explore your airport's role in the experience economy and how your peers are measuring the ROI.

### **Generation Z: How to Develop & Recruit the Next Generation**

With millennials already climbing the ladder, it's time to cultivate generation Z for entry and advancement into the airport workforce. Gain tips and strategies for filling a robust recruitment pipeline in this dynamic session.

### **General Aviation Airports Interactive Workshop & Reception**

Align your airport's management philosophy with industry best-practices in this dynamic and highly-interactive workshop. Explore the best practices relating to leasing land and improvements and ensuring fair market value is received.

## Wednesday

### **UAM New Entrants & Their Impact on Airports**

Urban Air Mobility (UAM) is shaping the future of transportation and is therefore bound to make a significant impact on airport operations and airspace. Find out what the new reality of the airport environment will look like and learn about what you can do to prepare.

### **Airport Growth Aligned to Community Growth**

The economic footprint an airport can have on its community is vast. Understand this connection and explore ways in which the mutually beneficial relationship between airport and community can thrive during this lively panel discussion.

### **The Hidden Challenges of Invisible Disabilities**

Discover how airports are recognizing and handling the challenges of invisible disabilities in both employees and passengers.

### **Remote ATC Towers**

Are remote ATC towers the wave of the future? Hear from your airport colleagues on their implementation experiences and better understand the costs and benefits to determine if this could be the right move for your airport.

### **Environmental Hot Topics**

Explore existing concerns and get ahead of what's developing in the realm of airport environmental issues. Find out what your peers are doing now and bring home fresh ideas.

### **Emergency Management - Planning for the Unexpected**

Understand the steps to take in planning for the things that "can't be planned for." Leave this session better prepared for responding to and recovering from a completely unexpected event.

## **AAAE Education Lounge**

We've added even more educational opportunities in 2020 with sessions in the exhibit hall at the AAAE Education Lounge. Visit [aaae.org/annual2020](http://aaae.org/annual2020) for more information.

**REGISTER NOW!**   
[aaae.org/annual2020](http://aaae.org/annual2020)

# LIVE(LY) KEYNOTE SPEAKERS

//  
**Malcolm Gladwell**



Gladwell's fresh perspective and unique ability to clearly articulate concepts in research has led to his emergence as one of the most respected authors on innovation. After gaining notoriety as a staff writer for *The New Yorker*, Gladwell went on to earn praise in his literary career by documenting the sociological changes and factors that contribute to business success. Gladwell's most recent book is the national bestseller *Talking to Strangers* and he is the host of the hit podcast *Revisionist History*.

Sponsored by



**REGISTER NOW!**   
[aaae.org/annual2020](http://aaae.org/annual2020)



I love attending the Annual AAAE Conference & Exposition. I always learn something new, find an idea I can implement and the end result is I end up saving both time and money.

**REBECCA HUPP, A.A.E.**  
Airport Director \ Boise Air Terminal/Gowen Field

**Two more keynote speaker  
announcements coming soon!**

**Who do you  
think it'll be?**



Tag us

**@AAAEDelivers**

in your guess on  
social media and  
use the conference  
hashtag **#AAAEDEN**  
for a chance to win  
a prize!

# INNOVAT(ION) & SOLUTIONS THEATERS

The Exhibitor Innovation and Solutions Theaters are your decoder rings, providing a **fascinating exploration** into airport technology and a place to **connect with industry visionaries**.

See how **emerging technologies** and discoveries may impact operations at your airport in the Exhibitor Innovation Theater, while exploring **advanced solutions** in-depth at the Exhibitor Solutions Theater.

## EXHIBIT HALL OF EXPLOR(ATION)

Turn your airport's pain points into **solutions** in the aviation industry's largest exhibit hall. Get valuable hands-on experience to **inspire future greatness**.

Find services for all areas of your airport, including **airport efficiency, concessions, construction, consulting, customer satisfaction, safety, security** and more.

Sunday May 10	Monday May 11	Tuesday May 12
5 - 6:30 p.m.	8 - 10:15 a.m. 12 - 3:30 p.m.	8 - 10:30 a.m. 12 - 2 p.m.
Exhibit Hall Grand Opening and Welcome Reception	Visit with Exhibitors	Visit with Exhibitors



"I am excited each and every year to speak with the sponsors and exhibitors because I always find at least one new innovative idea to take back to my airport."

**KAREN ELLIS**

Chief Customer Experience Officer \ San Antonio International Airport

# SPECIAL EVENTS

### Volunteer Event Saturday \ May 9

Help us give back to the local community. More details coming soon at [aaaae.org/annual2020](http://aaaae.org/annual2020).

### First-Time Conference Attendee Program

Webinar \ Wednesday \ April 29, 2 p.m.  
On-site \ Sunday \ May 10 \ 2 p.m.

Get an early start on your decoding with a webinar exclusively for first-timers. Follow up in person during the on-site walking tour and meet and greet!

### Guest Program Sunday \ May 10 - Wednesday \ May 13

Enjoy social events like the Exhibit Hall Welcome Reception, tour of Denver, the Host Airport Event, Chair's Reception and Final Banquet. **Guest program registration is required.**


### Empowered Fun at Mile High Stadium Monday \ May 11

Experience how your host, Denver International Airport, sees the future during an evening of mingling with friends and colleagues at Empower Field at Mile High Stadium, home to the Denver Broncos. You'll enjoy local fare and brews, interactive games, live entertainment and much more!

### Airport Tours Tuesday \ May 12 \ 1-5 p.m.

**Behind-the-scenes at DEN**  
Get a behind-the-scenes look at one of the largest airfields in the world and see how DEN envisions the future needs of the airport.

**Where do the bags go?!**  
See new solutions when you tour two new projects valued at \$200 million: the Consolidated Baggage Reconciliation Area (CBRA) for TSA bag screening and the Baggage 5.5 project.





# [MILE] HIGHLIGHTS

## See what your future looks like

Dates and events are subject to change. Visit [aaae.org/annual2020](http://aaae.org/annual2020) for updated information.

### Saturday \ May 9

- Exhibitor Move-In
- Volunteer Event
- AAAE Board and Policy Review Committee Meeting

### Sunday \ May 10

- Exhibitor Move-In
- Chapter Meetings
- AAAE Committee Meetings
- AAAE Executive Business Meeting
- First-Time Conference Attendee On-site Meet and Greet
- Airports and Academic Members Only Lunch
- Educational Sessions
- Exhibit Hall Grand Opening and Welcome Reception

### Monday \ May 11

- Exhibit Hall Open
- AAAE Committee Meetings
- Exhibitor Innovation and Solutions Theaters Presentations
- AAAE Education Lounge
- General Session I
- Educational Sessions
- Host Airport Event
- Guest Tour

### Tuesday \ May 12

- Exhibit Hall Open
- AAAE Committee Meetings
- Educational Sessions
- Exhibitor Innovation and Solutions Theaters Presentations
- AAAE Education Lounge
- General Session II
- Airport Tours
- General Aviation Airports Workshop and Networking Reception
- Exhibitor Move-Out

### Wednesday \ May 13

- Educational Sessions
- Executive Business Breakfast
- AAAE Awards Luncheon
- Keynote Speaker
- Chair's Reception
- Final Banquet

Location for all meetings, sessions, delegate breakfasts, lunches, final banquet, and the exposition:

Colorado Convention Center  
700 14th Street \ Denver, CO 80202  
p: 303.228.8000

## HOTELS

### Hyatt Regency Denver at the Colorado Convention Center

650 15th Street \ Denver, CO 80202  
p: 303.436.1234  
\$225 single/double occupancy

### Embassy Suites Denver Downtown Convention Center

1420 Stout Street \ Denver, CO 80202  
p: 303.592.1000  
\$225 single/double occupancy, hot breakfast buffet included

### HOTEL CUT-OFF: Friday \ April 17

Rooms may sell out before this date, so make your reservations early. Payment for the first night's room and tax is required to guarantee a reservation.

# DENVER

Join Us!

[aaae.org/annual2020](http://aaae.org/annual2020)

## REGISTRATION FEES

	Paid by 2/7	Paid Between 2/8 - 3/27	Paid After 3/27 or On-Site
AAAE Airport Member <sup>1</sup>	\$765	\$865	\$955
Airport Join & Save <sup>1</sup> Membership + Member Registration	\$1,040	\$1,140	\$1,230
Airport Non-Member	\$1,150	\$1,250	\$1,475
AAAE Corporate Member <sup>1</sup>	\$935	\$975	\$1,055
Corporate Join & Save <sup>1</sup> Membership + Member Registration	\$1,785	\$1,825	\$1,905
Corporate Non-Member <sup>1</sup>	\$1,750	\$1,875	\$2,075
AAAE Academic Member <sup>2</sup>	\$305	\$305	\$305
AAAE Young Professional Member <sup>2</sup>	\$665	\$765	\$855
U.S. Federal Government Employee	\$385	\$500	\$600
Guest Program <sup>3</sup>	\$335	\$335	\$335
Volunteer Event	FREE	FREE	FREE
Airport Tour: Behind the scenes at DEN <sup>1</sup>	FREE	FREE	FREE
Airport Tour: Where do the bags go? <sup>1</sup>	FREE	FREE	FREE

<sup>1</sup>Attendees may register for ONE airport tour only.

<sup>2</sup>Full conference registrations include all sessions, admittance into the Exhibit Hall, three breakfasts, three luncheons, all refreshment breaks and evening events, all of the optional airport tours (subject to confirmation of registration by AAAE) and all handouts. Any airport/company registering three or more employees at one time will receive a ten percent (10%) discount on registration fees only. Registrations must be received via fax, email or mail at the AAAE office at the same time in order to receive the discount. The discount will not apply to registrations received individually, not at the same time or on-line.

<sup>3</sup>Academic and Young Professional members must have their membership paid in full at the time they register in order to receive the special rate.

<sup>4</sup>Guests of full registrants only. Guest refers to a spouse, significant other or personal friend, NOT a business associate or staff colleague affiliated with the aviation industry. Requires name of full registrant; includes the opening reception with exhibitors on May 10; the orientation breakfast, tour and evening night out on May 11; and the Chair's reception and the final banquet on May 13.

Decode Your Preferences – We want to know more about you, so when you register for the conference tell us where your interests lie!

- Advocacy
- Airport Management
- Airport Revenue
- Baggage Cargo
- Building Components
- Consulting/Contracting
- Environmental
- Finance
- General Aviation
- Ground Equipment
- HR/Diversity
- Information Technology
- Innovation
- Lobby/Public Areas
- Maintenance
- Marketing/Communications/ Customer Experience
- Operations
- Planning and Facility Management
- Safety and Security
- Snow and Ice Control
- Training
- Transportation



Bring your team and save!

Register three or more employees at one time for a 10% discount on registration fees.

# FAST FACTS



**300+** airports represented

**220+** exhibitors



**15** microbreweries



**1**  
place



92nd Annual AAAE Conference & Exposition  
May 10-13, 2020 \ \ Denver, Colorado

## REGISTER NOW!

[aaae.org/annual2020](http://aaae.org/annual2020) \ \ [aaaemeetings@aaae.org](mailto:aaaemeetings@aaae.org)

### CONTACTS

#### Hotel Information:

Natalie Fleet  
[natalie.fleet@aaae.org](mailto:natalie.fleet@aaae.org)  
703.578.2505

#### Exhibit & Sponsorship

#### Opportunities:

Amy Trivette  
[amy.trivette@aaae.org](mailto:amy.trivette@aaae.org)  
703.575.2471

#### Registration Information:

Christine Montgomery  
[christine.montgomery@aaae.org](mailto:christine.montgomery@aaae.org)  
703.797.2558

Greg Mihalic  
[greg.mihalic@aaae.org](mailto:greg.mihalic@aaae.org)  
703.578.2517



THANK YOU TO OUR HOST  
Denver International Airport





## FY 2020 Per Diem Rates for Colorado

### Meals & Incidentals (M&IE) Breakdown

Primary Destination	County	M&IE Total	Continental Breakfast/Breakfast	Lunch	Dinner	Incidental Expenses	First & Last Day of Travel
Boulder / Broomfield	Boulder / Broomfield	\$66	\$16	\$17	\$28	\$5	\$49.50
Denver / Aurora	Denver / Adams / Arapahoe / Jefferson	\$76	\$18	\$19	\$34	\$5	\$57.00

**SAN DIEGO COUNTY REGIONAL AIRPORT AUTHORITY  
OUT-OF-TOWN TRAVEL REQUEST**

**GENERAL INSTRUCTIONS:**

- A. All out-of-town travel requests must conform to applicable provisions of Policy 3.30.
- B. Once traveler completes form, submit to the traveler's Administrator for approval (for Board Members, President/CEO, General Counsel and Chief Auditor, Administrator is Board Executive Committee).

**TRAVELER INFORMATION:**

Traveler Name: Kimberly J. Becker Department: Executive, BU6  
 Position:  Board Member  President/CEO  General Counsel  Chief Auditor  
 All Other Authority Employees

DATE OF REQUEST: 01/03/2020 DATE OF DEPARTURE/RETURN: 06/07/2020 / 06/10/2020

**DESTINATION / BUSINESS PURPOSE:**

Destination: Phoenix, AZ Business Purpose: ACI – Business of Airports Conference

**PROJECTED OUT-OF-TOWN TRAVEL EXPENSES:**

A. Transportation Costs:		
• Airfare <input type="checkbox"/> <i>check box for business class or equivalent (international only)</i>		\$ <u>350.00</u>
• Rental Car		\$ _____
• Other Transportation (Taxi, TNC, Train, Bus)		\$ <u>200.00</u>
• Auto (Gas, Parking/Tolls, Mileage)		\$ _____
B. Lodging		\$ <u>750.00</u>
C. Meals and Incidental Expenses ( <u>Per Diem</u> )		\$ <u>224.00</u>
D. Seminar and Conference Fees		\$ <u>950.00</u>
E. Entertainment		\$ _____
<b>TOTAL PROJECTED TRAVEL EXPENSES</b>		<b>\$ <u>2,474.00</u></b>

**CERTIFICATION BY TRAVELER**

By my signature below, I certify the following:

- 1. The above-listed projected out-of-town travel expenses conform to Policy 3.30, are reasonable and directly related to Authority business; and
- 2. I have attended training regarding my responsibilities pursuant to Policy 3.30 within the past two years.

Travelers Signature: Kimberly J. Becker Date: 1/2/20

**CERTIFICATION BY ADMINISTRATOR** (If Administrator is Executive Committee, Clerk certifies below.)

By my signature below, I certify the following:

- 1. I have reviewed this out-of-town travel request and made inquiries to determine that the out-of-town travel and identified expenses are directly related to and necessary for the advancement of the Authority's business and reasonable in comparison to the anticipated benefits to the Authority; and
- 2. I have attended training regarding my responsibilities pursuant to Policy 3.30 within the past two years.

Administrator's Signature: \_\_\_\_\_ Date: \_\_\_\_\_

**AUTHORITY CLERK CERTIFICATION ON BEHALF OF EXECUTIVE COMMITTEE**

I, \_\_\_\_\_, certify that this document was approved  
(Name of Clerk)  
 by the Executive Committee at its \_\_\_\_\_ meeting.  
(Meeting Date)



# 2020 Business of Airports Conference

June 8 - 10  
The Phoenician  
Phoenix, AZ

## REGISTER NOW

Early Bird Registration (Until May 1)  
Regular Registration (After May 1)

<u>EVENT</u>	REGISTRATION	HOTEL	AGENDA	SPONSOR
--------------	--------------	-------	--------	---------

The 2020 ACI-NA Business of Airports Conference is the industry's forum to help airports and stakeholders better understand the evolving airport business model. Join us and take a deep dive into concessions management, financial management, workforce planning, and new trends in aeronautical and non-aeronautical revenue.

The ACI-NA Business of Airports Conference will also celebrate the achievements in airport concessions, finance, human resources, and business diversity during an awards gala dinner on **Wednesday, June 10**.

## Who Should Attend

Any professional interested in learning about aviation trends or meeting industry leaders, including:

- Airport Directors
- Finance Professionals
- Property and Commercial Management Professionals
- Concessions Professionals
- Human Resources Professionals
- Customer Service Professionals
- Diversity and Inclusion Professionals



# 2020 Business of Airports Conference

June 8 - 10  
The Phoenician  
Phoenix, AZ

**REGISTER NOW**

Early Bird Registration (Until May 1)  
Regular Registration (After May 1)

**EVENT      REGISTRATION      HOTEL      AGENDA      SPONSOR**

## Registration Information

### Early Bird Registration

(Until May 1)

Member – \$950  
Non-member – \$1,300  
Federal Government – \$500  
Student – \$250  
Guest – \$275  
Gala Award Dinner Only –  
\$150

### Regular Registration

(After May 1)

Member – \$1,150  
Non-member – \$1,500  
Federal Government – \$500  
Student – \$250  
Guest – \$275  
Gala Award Dinner Only –  
\$150

© 2020 Airports Council International - North America  
1615 L Street NW, Suite 300 / Washington, DC 20036  
Phone 202-293-8500 / Fax 202-331-1362



# 2020 Business of Airports Conference

June 8 - 10  
The Phoenician  
Phoenix, AZ

**REGISTER NOW**

Early Bird Registration (Until May 1)  
Regular Registration (After May 1)

**EVENT      REGISTRATION      HOTEL      AGENDA      SPONSOR**

## Hotel Information



### The Phoenician

6000 East Camelback Road  
Scottsdale, AZ USA 85251

For hotel reservations, call the The Phoenician directly at  
480-941-8200

Be sure to identify yourself as being with the ACI-NA Group  
to receive the group rate of \$229 USD per night  
single/double occupancy plus applicable taxes.

The last day to receive this discounted rate is **Friday, May  
15, 2020**. Rooms may sell out before this date, so make your  
reservations early.

© 2020 Airports Council International - North America  
1615 L Street NW, Suite 300 / Washington, DC 20036  
Phone 202-293-8500 / Fax 202-331-1362



## FY 2020 Per Diem Rates for Phoenix / Scottsdale, Arizona

### Meals & Incidentals (M&IE) Breakdown

Primary Destination	County	M&IE Total	Continental Breakfast/Breakfast	Lunch	Dinner	Incidental Expenses	First & LastDay of Travel
Phoenix / Scottsdale	Maricopa	\$56	\$13	\$15	\$23	\$5	\$42.00

**A. GONZALEZ**

**SAN DIEGO COUNTY REGIONAL AIRPORT AUTHORITY  
OUT-OF-TOWN TRAVEL REQUEST**

**GENERAL INSTRUCTIONS:**

- A. All out-of-town travel requests must conform to applicable provisions of Policy 3.30.
- B. Once traveler completes form, submit to the traveler's Administrator for approval (for Board Members, President/CEO, General Counsel and Chief Auditor, Administrator is Board Executive Committee).

**TRAVELER INFORMATION:**

Traveler Name: Amy Gonzalez Department: 15  
 Position:  Board Member  President/CEO  General Counsel  Chief Auditor  
 All Other Authority Employees

DATE OF REQUEST: 1/7/2020 DATE OF DEPARTURE/RETURN: 1/30/2020 / 2/1/2020

**DESTINATION / BUSINESS PURPOSE:**

Destination: Albuquerque, NM Business Purpose: Steering Group Meeting

**PROJECTED OUT-OF-TOWN TRAVEL EXPENSES:**

A. Transportation Costs:	
• Airfare <input type="checkbox"/> <i>check box for business class or equivalent (international only)</i>	\$ <u>300.00</u>
• Rental Car	\$ _____
• Other Transportation (Taxi, TNC, Train, Bus)	\$ <u>60.00</u>
• Auto (Gas, Parking/Tolls, Mileage)	\$ _____
B. Lodging	\$ <u>150.00</u>
C. Meals and Incidental Expenses ( <i>Per Diem</i> )	\$ <u>50.00</u>
D. Seminar and Conference Fees	\$ _____
E. Entertainment	\$ _____
<b>TOTAL PROJECTED TRAVEL EXPENSES</b>	<b>\$ _____</b>

**CERTIFICATION BY TRAVELER**

By my signature below, I certify the following:

1. The above-listed projected out-of-town travel expenses conform to Policy 3.30, are reasonable and directly related to Authority business; and
2. I have attended training regarding my responsibilities pursuant to Policy 3.30 within the past two years.

Travelers Signature: Amy L Date: 1/7/2020

**CERTIFICATION BY ADMINISTRATOR** *(If Administrator is Executive Committee, Clerk certifies below.)*

By my signature below, I certify the following:

1. I have reviewed this out-of-town travel request and made inquiries to determine that the out-of-town travel and identified expenses are directly related to and necessary for the advancement of the Authority's business and reasonable in comparison to the anticipated benefits to the Authority; and
2. I have attended training regarding my responsibilities pursuant to Policy 3.30 within the past two years.

Administrator's Signature: \_\_\_\_\_ Date: \_\_\_\_\_

**AUTHORITY CLERK CERTIFICATION ON BEHALF OF EXECUTIVE COMMITTEE**

I, \_\_\_\_\_, certify that this document was approved  
*(Name of Clerk)*  
 by the Executive Committee at its \_\_\_\_\_ meeting.  
*(Meeting Date)*



**M. KERSEY**

**SAN DIEGO COUNTY REGIONAL AIRPORT AUTHORITY  
OUT-OF-TOWN TRAVEL REQUEST**

GENERAL INSTRUCTIONS:

- A. All out-of-town travel requests must conform to applicable provisions of Policy 3.30.
- B. Once traveler completes form, submit to the traveler's Administrator for approval (for Board Members, President/CEO, General Counsel and Chief Auditor, Administrator is Board Executive Committee).

TRAVELER INFORMATION:

Traveler Name: Mark Kersey Department: Board Services/2  
 Position:  Board Member  President/CEO  General Counsel  Chief Auditor  
 All Other Authority Employees

DATE OF REQUEST: 1/8/2020 DATE OF DEPARTURE/RETURN: 2/25/2020 / 2/26/2020

DESTINATION / BUSINESS PURPOSE:

Destination: Sacramento, California Business Purpose: SD Chamber 2020 Leadership Delegation to Sacramento

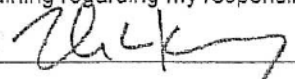
PROJECTED OUT-OF-TOWN TRAVEL EXPENSES:

A. Transportation Costs:		
• Airfare <input type="checkbox"/> <i>check box for business class or equivalent (International only)</i>		\$ 400.00
• Rental Car		\$
• Other Transportation (Taxi, TNC, Train, Bus)		\$
• Auto (Gas, Parking/Tolls, Mileage)		\$
B. Lodging		\$ 300.00
C. Meals and Incidental Expenses ( <u>Per Diem</u> )		\$ 100.00
D. Seminar and Conference Fees		\$ n/a
E. Entertainment		\$
<b>TOTAL PROJECTED TRAVEL EXPENSES</b>		<b>\$ 800.00</b>

**CERTIFICATION BY TRAVELER**

By my signature below, I certify the following:

1. The above-listed projected out-of-town travel expenses conform to Policy 3.30, are reasonable and directly related to Authority business; and
2. I have attended training regarding my responsibilities pursuant to Policy 3.30 within the past two years.

Travelers Signature:  Date: 1/13/20

**CERTIFICATION BY ADMINISTRATOR** *(If Administrator is Executive Committee, Clerk certifies below.)*

By my signature below, I certify the following:

1. I have reviewed this out-of-town travel request and made inquiries to determine that the out-of-town travel and identified expenses are directly related to and necessary for the advancement of the Authority's business and reasonable in comparison to the anticipated benefits to the Authority; and
2. I have attended training regarding my responsibilities pursuant to Policy 3.30 within the past two years.

Administrator's Signature:  Date: 1/14/20

**AUTHORITY CLERK CERTIFICATION ON BEHALF OF EXECUTIVE COMMITTEE**

I, \_\_\_\_\_, certify that this document was approved  
(Name of Clerk)  
 by the Executive Committee at its \_\_\_\_\_ meeting.  
(Meeting Date)



San Diego

([HTTPS://SDCHAMBER.ORG/](https://sdchamber.org/))

« All Events (<https://sdchamber.org/events/>)

## 2020 LEADERSHIP DELEGATION TO SACRAMENTO

February 25 @ 12:00 pm - February 26 @ 4:00 pm



(/wp-content/uploads/2016/02/Sacramento-2020-Sponsorship-Package-compressed.pdf)

Lead the charge as the San Diego Regional Chamber of Commerce heads to Sacramento to bring local, regional and state leaders together to discuss policy priorities that are in the best interest of business and job creation in the San Diego-Baja mega-region on Tuesday, February 25<sup>th</sup> and Wednesday, February 26<sup>th</sup>, 2020.

Similar to the San Diego Regional Chamber's popular Mission to Washington, DC and Binational Delegation to Mexico City, this trip provides the opportunity to share your expertise on the issues that matter for all of California. While forging new relationships with regional business leaders, you will have the opportunity to participate in exclusive high-level meetings, and discuss industry-specific issues with state officials.

It is up to us to make sure that our leaders in Sacramento understand how to help businesses grow by making our voices heard on the issues that are pertinent to our mega-region. The policy areas and issues we will be addressing on the trip include:


- Infrastructure & Improving Mobility
- Transportation: Housing Supply & Affordability; Access & Affordability of Childcare
- Energy & Water
- Improving International Trade & Commerce
- Infrastructure Delivery & Security
- 2020 Political Landscape

[HTTPS://SDCHAMBER.ORG](https://sdchamber.org)

Click here (</wp-content/uploads/2016/02/Agenda-Final.pdf>) to see our 2019 agenda for the trip.  
 Click here (<https://sdchamber.org/sacramento-speakers-2019/>) to see our 2019 list of speakers.

>>Who else is coming? Click here (<https://sdchamber.org/sacdelegates2020/>) to see the list of 2020 attendees so far!

## DEADLINES & IMPORTANT DATES



(</wp-content/uploads/2016/02/deadlines.jpg>) January 25 – Early Bird application deadline.

January 28 – Last day for The Kimpton Sawyer Hotel room block – after which, rooms and pricing are subject to availability.

February 18 – Regular application deadline.

February 21 – Late application deadline.

January 25 – Last day for The Citizen Hotel room block. Following January 25, rooms and pricing are subject to availability

## EVENT DETAILS

Date: Tuesday, February 25 (12:00 pm) – Wednesday, February 26 (4:00 pm)

Location: The Citizen Hotel | 926 J St., Sacramento, CA 95814

Event Contact: Lisa Kelley | 619-544-1343 | [lkelly@sdchamber.org](mailto:lkelly@sdchamber.org)  
 (mailto:[lkelly@sdchamber.org](mailto:lkelly@sdchamber.org))

## REGISTRATION COST\*

Please note: participation fee does *not* include hotel or airfare.

### Chamber Members:

\$450 per person (*Early Bird: until January 25*)

\$500 per person (*January 26 – February 18*)

\$625 per person (*February 19 – February 21*)

### Non-Members:

\$650 per person (*until February 18*)

\$725 per person (*February 19 – February 21*)

\*Participation subject to approval. Includes all meals, meetings, and receptions. Payment must be received prior to departure for the trip.

## HOTELS



(/wp-content/uploads/2016/02/Hotels.jpg) We have a room block at The Kimpton Sawyer Hotel

(<https://SDCHAMBER.ORG>) (<https://www.ihg.com/kimptonhotels/hotels/us/en/find-hotels/hotel/rooms?qDest=500%20J%20Street,%20Sacramento,%20CA,%20US&qCiMy=12020&qCiD=25&qCoMy=12020&qCoD=26&qAdlt=1&qChld=0&qRms=1&qRtP=6CBARC&qIt>)

for \$284++ per night. Book your room here

(<https://www.ihg.com/kimptonhotels/hotels/us/en/find-hotels/hotel/rooms?qDest=500%20J%20Street,%20Sacramento,%20CA,%20US&qCiMy=12020&qCiD=25&qCoMy=12020&qCoD=26&qAdlt=1&qChld=0&qRms=1&qRtP=6CBARC&qIt>)

for the group rate or call (877) 678-6255 and ask for the "San Diego Regional" group rate.

We have a room block at The Citizen Hotel (<https://www.thecitizenhotel.com/en-us>) for \$289++ per night. Book your group rate (<https://www.marriott.com/events/start.mi?id=1563472397834&key=GRP>) for San Diego Regional Chamber of Commerce 2020 Sacramento Delegation Trip.

*\*Please note: this link will only show the rooms and group rate available where there were rooms contracted and still have availability within the block\**

## SUGGESTED FLIGHTS

(/wp-content/uploads/2016/02/Flights.jpg) The first meeting will begin at 12:00 pm on Tuesday, February 25. Below are some suggested flight options:



Flights

Tuesday, February 25:

Southwest Flight 707, Departing SAN (8:10 am), Arriving SMF (9:55 am)

Southwest Flight 1517, Departing SAN (9:00 am), Arriving SMF (10:45 am)

Wednesday, February 26:

- Southwest Flight 1967, Departing SMF (4:45 pm), Arriving SAN (6:10 pm)
- Southwest Flight 1558, Departing SMF (6:15 pm), Arriving SAN (7:45 pm)

## SPONSORS



Sponsorship

(/wp-content/uploads/2016/02/sponsorship.jpg) Sponsorship Opportunities:

Numerous sponsorship opportunities are available for this event. Click here (</wp-content/uploads/2016/02/Sacramento-2020-Sponsorship-Package-compressed.pdf>) or contact Sherman Stocker at [sstocker@sdchamber.org](mailto:sstocker@sdchamber.org) (mailto:[sstocker@sdchamber.org](mailto:sstocker@sdchamber.org)) or (619) 544-1354 for more information.



(HTTPS://SDCHAMBER.ORG/)

(http://www.mwdh2o.com/)



San Diego County  
Water Authority  
(http://www.sdcwa.org/)

**Southwest**  
(https://www.southwest.com/)

## APPLICATION



(/wp-content/uploads/2016/02/Apply-Now.jpg) Please complete the application form below. Once your application is approved, use the registration link below to process payment for the trip. **NO APPLICATIONS ACCEPTED AFTER FRIDAY, FEBRUARY 21, 2020.**

***Cancellation/Refund Policy:*** Cancellations must be in writing and sent to [lkelly@sdchamber.org](mailto:lkelly@sdchamber.org) (mailto:lkelly@sdchamber.org). Full refunds will be issued if canceled by **midnight on February 18**. If canceled between February 19 – 21, 50% of the registration fee will be refunded. No refunds

will be given if cancellations are made after February 21, 2020.

**J. SCHIAVONI**

**SAN DIEGO COUNTY REGIONAL AIRPORT AUTHORITY  
OUT-OF-TOWN TRAVEL REQUEST**

**GENERAL INSTRUCTIONS:**

- A. All out-of-town travel requests must conform to applicable provisions of Policy 3.30.
- B. Once traveler completes form, submit to the traveler's Administrator for approval (for Board Members, President/CEO, General Counsel and Chief Auditor, Administrator is Board Executive Committee).

**TRAVELER INFORMATION:**

Traveler Name: Johanna Schiavoni Department: Board Services/2  
 Position:  Board Member  President/CEO  General Counsel  Chief Auditor  
 All Other Authority Employees

DATE OF REQUEST: 1/8/2020 DATE OF DEPARTURE/RETURN: 6/8/2020 / 6/10/2020

**DESTINATION / BUSINESS PURPOSE:**

Destination: Phoenix, AZ Business Purpose: ACI – 2020 Business of Airports Conference

**PROJECTED OUT-OF-TOWN TRAVEL EXPENSES:**

A. Transportation Costs:	
• Airfare <input type="checkbox"/> <i>check box for business class or equivalent (international only)</i>	\$ 250.00
• Rental Car	\$
• Other Transportation (Taxi, TNC, Train, Bus)	\$ 50.00
• Auto (Gas, Parking/Tolls, Mileage)	\$
B. Lodging	\$ 606.00
C. Meals and Incidental Expenses (Per Diem)	\$
D. Seminar and Conference Fees	\$ 950.00
E. Entertainment	\$
<b>TOTAL PROJECTED TRAVEL EXPENSES</b>	<b>\$ 1,856.00</b>

**CERTIFICATION BY TRAVELER**

By my signature below, I certify the following:

- The above-listed projected out-of-town travel expenses conform to Policy 3.30, are reasonable and directly related to Authority business; and
- I have attended training regarding my responsibilities pursuant to Policy 3.30 within the past two years.

Travelers Signature: *Johanna Schiavoni* Date: 1/19/2020

**CERTIFICATION BY ADMINISTRATOR** (If Administrator is Executive Committee, Clerk certifies below.)

By my signature below, I certify the following:

- I have reviewed this out-of-town travel request and made inquiries to determine that the out-of-town travel and identified expenses are directly related to and necessary for the advancement of the Authority's business and reasonable in comparison to the anticipated benefits to the Authority; and
- I have attended training regarding my responsibilities pursuant to Policy 3.30 within the past two years.

Administrator's Signature: *[Signature]* Date: 1/21/20

**AUTHORITY CLERK CERTIFICATION ON BEHALF OF EXECUTIVE COMMITTEE**

I, \_\_\_\_\_, certify that this document was approved  
 (Name of Clerk)  
 by the Executive Committee at its \_\_\_\_\_ meeting.  
 (Meeting Date)





# 2020 Business of Airports Conference

June 8 - 10  
The Phoenician  
Phoenix, AZ

[REGISTER NOW](#)

Early Bird Registration (Until May 1)  
Regular Registration (After May 1)

[EVENT](#)    [REGISTRATION](#)    [HOTEL](#)    [AGENDA](#)    [SPONSOR](#)

## Registration Information

Early Bird Registration (Until May 1)	Regular Registration (After May 1)
Member – \$950	Member – \$1,150
Non-member – \$1,300	Non-member – \$1,500
Federal Government – \$500	Federal Government – \$500
Student – \$250	Student – \$250
Guest – \$275	Guest – \$275
Gala Award Dinner Only – \$150	Gala Award Dinner Only – \$150





# 2020 Business of Airports Conference

June 8 - 10  
The Phoenician  
Phoenix, AZ

[REGISTER NOW](#)

Early Bird Registration (Until May 1)  
Regular Registration (After May 1)

[EVENT](#)   [REGISTRATION](#)   [HOTEL](#)   [AGENDA](#)   [SPONSOR](#)

## Hotel Information



### The Phoenician

6000 East Camelback Road  
Scottsdale, AZ USA 85251

For hotel reservations, call the The Phoenician directly at  
480-941-8200

Be sure to identify yourself as being with the ACI-NA Group  
to receive the group rate of \$229 USD per night  
single/double occupancy plus applicable taxes.

The last day to receive this discounted rate is **Friday, May  
15, 2020**. Rooms may sell out before this date, so make your  
reservations early.



# 2020 Business of Airports Conference

June 8 - 10  
The Phoenician  
Phoenix, AZ

[REGISTER NOW](#)

[Early Bird Registration \(Until May 1\)](#)  
[Regular Registration \(After May 1\)](#)

[EVENT](#)

[REGISTRATION](#)

[HOTEL](#)

[AGENDA](#)

[SPONSOR](#)

**2020 agendas are currently being developed. Please keep checking back for updates.**

**To view the 2019 individual track agendas, please see below.**



[Business Diversity](#)



[Concessions](#)



[Finance](#)



[Human Resources](#)

# **BUSINESS EXPENSE**

**A. BOLING**

JAN 02 2020

Board Services

# SAN DIEGO COUNTY REGIONAL AIRPORT AUTHORITY

## 2019

### MONTHLY MILEAGE and PARKING FEE REIMBURSEMENT REPORT

EMPLOYEE NAME C. April Boling			PERIOD COVERED Dec. 2019	
DEPARTMENT/DIVISION				
Date	Miles driven	Destination and purpose of trip	Parking fees & other transportation costs paid	\$\$\$
12/3/19	29.40	Airport/Meet w/ Kim preparing for EIR Certification		
12/5/19	29.40	Airport/Board/ALUC Mtg.		
12/10/19	28.20	Marriott Liberty Station/Airport Ambassador Holiday Event		
12/16/19	29.40	Port/Port Leadership Mtg.		
12/19/19	29.40	Airport/Exec/Finance Comm. Mtg.		
11/8/19	25.00	SANDAG/SANDAG BOD Mtg.		
<b>SUBTOTAL</b>		<b>170.80</b>	<b>SUBTOTAL</b> -	

#### *Computation of Reimbursement*

		170.80
REIMBURSEMENT RATE: (see below) *	Rate as of January 2019	X 0.580
TOTAL MILEAGE REIMBURSEMENT		99.06
PARKING FEES/TOLL CHARGES (ATTACH RECEIPTS)		-
<b>TOTAL REIMBURSEMENT REQUESTED</b>		<b>\$ 99.06</b>

I acknowledge that I have read, understand and agree to Authority Policy 3.30 - Business Expense Reimbursement Policy and that any purchases/claims that are not allowed will be my responsibility. I further certify that this report of business expenses were incurred in connection with official Authority business and is true and correct.

Business Expense Reimbursement Policy 3.30

SIGNATURE OF EMPLOYEE

DEPT./DIV. HEAD APPROVAL

**J. SCHIAVONI**

**SAN DIEGO COUNTY REGIONAL AIRPORT AUTHORITY**

SDCRAA

DEC 26 2019

Board Services

**2019**

**MONTHLY MILEAGE and PARKING FEE REIMBURSEMENT REPORT**

EMPLOYEE NAME Johanna Schiavoni			PERIOD COVERED 12/1/2019-12/19/2019	
DEPARTMENT/DIVISION				
Date	Miles driven	Destination and purpose of trip	Parking fees & other transportation costs paid	\$\$\$
12/5/19	7.70	SDCRAA Board meeting		
12/19/19	7.70	SDCRAA Finance Cmt & Special Board meeting		
SUBTOTAL	15.40		SUBTOTAL	-

**Computation of Reimbursement**

	15.40
REIMBURSEMENT RATE: (see below) *	X 0.58
TOTAL MILEAGE REIMBURSEMENT	8.93
PARKING FEES/TOLL CHARGES (ATTACH RECEIPTS)	-
TOTAL REIMBURSEMENT REQUESTED	\$ 8.93

I acknowledge that I have read, understand and agree to \*Authority Policy 3.30 - Business Expense Reimbursement Policy and that any purchases/claims that are not allowed will be my responsibility. I further certify that this report of business expenses were incurred in connection with official Authority business and is true and correct.

[Business Expense Reimbursement Policy 3.30](#)

*Johanna Schiavoni*

SIGNATURE OF EMPLOYEE

DEPT./DIV. HEAD APPROVAL

Effective 1/1/2019 = \$ .58  
1/1/18 - 12/31/18 = \$.545

**Please use the other tabs for mileage prior to January 1, 2019**



[Monthly Mileage & Parking Reimbursement Report.xlsx](http://ecms/otcs/cs.exe?func=ll&objaction=overview&obji)  
(http://ecms/otcs/cs.exe?func=ll&objaction=overview&obji)



# **TRAVEL EXPENSE**

**KIM BECKER**

**SAN DIEGO COUNTY REGIONAL AIRPORT AUTHORITY**  
**TRAVEL EXPENSE REIMBURSEMENT REPORT - Board Members, President/CEO, General Counsel, Chief Auditor**  
 (To be completed within 30 days from travel return date for domestic travel; 45 days for international travel)

Refer to Authority Policy 3.30 - Business and Travel Expense Reimbursement Policy, outlining appropriate reimbursable expenses. Attach all required supporting documentation. All receipts must be detailed (credit card receipts do not provide sufficient detail). Any special items should be explained in the space provided below.

Policy 3.30 - Business and Travel Expense Reimbursement

Business and Travel Reimbursement Guidelines

**Employee/Trip Information**

Date: \_\_\_\_\_

Name: Kimberly J. Becker Dept: Executive Division, BU6  
 Departure Date: 12/18/2019 Return Date: 12/20/2019 Report Due: 1/19/20  
 Destination: New York, NY  
 Business Purpose: Jet Blue and JAL Headquarters Visits - Air Service Development

Expense items not included in Per Diem	Authority Prepaid Expenses	Employee Paid Expenses							TOTAL
		12/18/19 Wednesday	12/19/19 Thursday	12/20/19 Friday	12/21/19 Saturday	12/22/19 Sunday	12/23/19 Monday	12/24/19 Tuesday	
Air Fare, Railroad, Bus	238.31								-
Conference Fees									-
Rental Car									-
Gas									-
Parking & Tolls									-
Mileage - Attach mileage form									-
Taxi / TNC / Shuttle Fare			15.30			73.70			89.00
Lodging		447.59	368.40						815.99
Telephone, Internet and Fax									-
Laundry									-
Miscellaneous:									-
	\$ 238.31								\$ 904.99

**Expense Items included in Per Diem:**

Meals & Incidental Expenses (M&IE)

Meals will be reimbursed at established Per Diem rates. Receipts shall not be required except for authorized meals above per diem rate (approved by CEO or Vice President below). If a meal is provided by a conference or meeting, do not include the meal for reimbursement below. On first travel day, only include lunch and dinner if flight departs after 9:00 a.m. On last travel day, only include breakfast and lunch if flight returns before 6:00 p.m.

GSA Per Diem for Domestic

US Dept of State Per Diem for International

	Enter Daily Per Diem Rate
Breakfast	\$18.00
Lunch	\$19.00
Dinner	\$34.00
Incidentals	\$5.00
<b>Total M&amp;IE</b>	<b>\$76.00</b>

	12/18/19 Wednesday	12/19/19 Thursday	12/20/19 Friday	12/21/19 Saturday	12/22/19 Sunday	12/23/19 Monday	12/24/19 Tuesday	
Breakfast	18.00	18.00	18.00					54.00
Lunch	19.00	19.00						38.00
Dinner	34.00	34.00	34.00					102.00
Incidentals	5.00	5.00	5.00					15.00
<b>Total M&amp;IE</b>								<b>209.00</b>
Approved Meal Exception Above Per Diem Rate <sup>1</sup>								-
<b>Total Meal and Incidental Expenses</b>	\$ -	\$ -	\$ -	\$ -	\$ -	\$ -	\$ -	<b>209.00</b>

**Explanation:** Substantiation for exception should be attached  
 Kim stayed in NY two extra days and then traveled to Tampa. The airfare is one way from SAN to JFK, and the hotel charges for the nights of 12/20 and 12/21 were paid for personally.

<b>Trip Grand Total</b>	<b>1,352.30</b>
Less Cash Advance (Attach copy of Authority check)	
Less Expenses Prepaid by Authority	238.31
<b>Due Traveler</b> - if positive amount, prepare check request	
<b>Due Authority</b> - if negative, attach check payable to SDCRAA	<b>\$1,113.99</b>

Note: Send this report to Accounting even if the amount is \$0.

By signing below, TRAVELER: (a) acknowledges understanding and agreeing to be bound by Authority Policy 3.30 - Business and Travel Expense Reimbursement Policy; (b) certifies that this report is true and correct and all claimed expenses were incurred in connection with official Authority business; and (c) understands that any purchases/claims that are not allowed will be traveler's responsibility. By signing below, ADMINISTRATOR certifies, based on reasonable inquiry, that expenses approved in this report were reasonable, necessary, directly related to the Authority's business, and that they are reimbursable under Authority Policy 3.30.

Prepared By: Diane Casey Ext.: 2445  
 Traveler's Signature: Kimberly J. Becker Date: 1/2/20

**AUTHORITY CLERK CERTIFICATION ON BEHALF OF EXECUTIVE COMMITTEE (To be completed by Clerk)**

I, \_\_\_\_\_ hereby certify that this document was approved by the Executive Committee at its meeting on \_\_\_\_\_  
 Clerk Signature: \_\_\_\_\_ Date: \_\_\_\_\_

Kim Becker  
New York  
12/18-12/22/19

Traveltrust Corporation  
374 North Coast Hwy 101  
Encinitas, CA 92024  
Phone: (760) 635-1700

# TRAVELTRUST

ADD TO OUTLOOK

Friday, 15NOV 2019 7:21 PM EST

**Passengers:** KIMBERLY JANE BECKER (02)

Agency Reference Number: UHBRZA

Click here to view your current itinerary or ETicket receipt on-line: [tripcase.com](http://tripcase.com)

Jetblue Airways Corp Confirmation LXHQJSJ

Please review your itinerary and report any discrepancies to Traveltrust within 24hrs of receipt

AIR	Wednesday, 18DEC 2019		
Jetblue Airways Corp	Flight Number: 1690	Class: O- Coach/Economy	
From: San Diego CA, USA	Depart: 7:00 AM		
To: New York Kennedy NY, USA	Arrive: 3:12 PM		
Stops: Nonstop	Duration: 5 hour(s) 12 minute(s)		
Seats: 22C	Status: CONFIRMED	Miles: 2426 / 3882 KM	
Equipment: Airbus A320 Jet			
DEPARTS SAN TERMINAL 1 - ARRIVES JFK TERMINAL 5			
Jetblue Airways Corp Confirmation number is LXHQJSJ			

THIS TICKET IS NON-REFUNDABLE AND MUST BE USED FOR THE FLIGHTS BOOKED. IF THE RESERVATION IS NOT USED OR CANCELLED BEFORE THE DEPARTURE OF YOUR FLIGHTS IT MAY HAVE NO VALUE. CONTACT TRAVELTRUST BEFORE YOUR OUTBOUND FLIGHT IF CHANGE IS NECESSARY. JETBLUE AIRWAYS CORP CONFIRMATION NUMBER - LXHQJSJ FOR EMERGENCY SERVICE FROM UNITED STATES - 888-221-6043

#### Ticket/Invoice Information

Ticket for: KIMBERLY JANE BECKER  
Date issued: 11/15/2019 Invoice Nbr: 5561982  
Ticket Nbr: B67476071075 Electronic Tkt: Yes Amount: 208.31 USD  
Base: 160.47 US Tax: 13.54 USD XT Tax: 14.30 USD  
Charged to: AX\*\*\*\*\*1013

Service fee: KIMBERLY JANE BECKER  
Date issued: 11/15/2019  
Document Nbr: XD0791649208 Amount: 30.00  
Charged to: AX\*\*\*\*\*1013

Total Tickets: 208.31  
Total Fees: 30.00  
Total Amount: 238.31

Click here 24 hours in advance to obtain boarding passes:  
[JET BLUE](#)

Click here to review Baggage policies and guidelines:

Kim Becker  
 New York  
 12/18 - 12/22/19

The Westin New York Grand Central  
 212 E. 42nd St.  
 New York, NY 10017  
 United States  
 Tel: 212-490-8900 Fax: 212-405-4299



KIMBERLY BECKER

Page Number : 1  
 Guest Number : 1539201  
 Follo ID : A  
 Arrive Date : 18-DEC-19 17:22  
 Depart Date : 22-DEC-19 12:00  
 No. Of Guest : 2  
 Room Number : 3109  
 Marriott Bonvoy Number: 9603

Information Invoice

Tax ID :

Westin Grand C NYCZW DEC-22-2019 04:00 9999

Date	Reference	Description	Charges/Credits (USD)	
18-DEC-19	RT3109	Room Chrg - Standard Retail	362.00	12/18 Room 4147 59
18-DEC-19	RT3109	State Tax	32.13	
18-DEC-19	RT3109	County Tax	2.00	
18-DEC-19	RT3109	City/Local Tax	1.50	
18-DEC-19	RT3109	Occupancy/Tourism Tax	21.27	
18-DEC-19	RT3109	Daily Destination Fee	28.69	
19-DEC-19	RT3109	Room Chrg - Standard Retail	293.00	12/19 Room \$ 368.40
19-DEC-19	RT3109	State Tax	26.00	
19-DEC-19	RT3109	County Tax	2.00	
19-DEC-19	RT3109	City/Local Tax	1.50	
19-DEC-19	RT3109	Occupancy/Tourism Tax	17.21	
19-DEC-19	RT3109	Daily Destination Fee	28.69	

Kim Becker  
New York  
12/18 - 12/22/19

The Westin New York Grand Central  
212 E. 42nd St.  
New York, NY 10017  
United States  
Tel: 212-490-8900 Fax: 212-405-4299



KIMBERLY BECKER

Page Number : 2  
Guest Number : 1539201  
Folio ID : A  
Arrive Date : 18-DEC-19 17:22  
Depart Date : 22-DEC-19 12:00  
No. Of Guest : 2  
Room Number : 3109  
Marriott Bonvoy Number: 9603

Date	Reference	Description	Charges/Credits (USD)
DEC-22-2019	MC	MasterCard	-1699.87
** Total Charges			1699.87
** Total Credits			-1699.87
*** Balance			0.00

For your convenience, we have prepared this zero-balance folio indicating a \$0 balance on your account. Please be advised that any charges not reflected on this folio will be charged to the credit card on file with the hotel. While this folio reflects a \$0 balance, your credit card may not be charged until after your departure. You are ultimately responsible for paying all of your folio charges in full.

BETTER BALANCE - The soothing scent of White Tea revitalizes and uplifts from the moment you step through our doors. Enhance any environment by taking our signature scent home with you. Learn more at [westin.com/store](http://westin.com/store)

Should you have any concern regarding your folio kindly e-mail [Accounting@westingrandcentral.com](mailto:Accounting@westingrandcentral.com) and it would be our pleasure to assist.

Continued on the next page


Kim Beckman  
New York  
12/19 - 12/22/19

12/19 - Transportation

12/22 - Transportation

MED# 5P33  
DRIVER: 5397497  
12/19/19 TR13207  
START END MILES  
10:15 10:28 3.0  
Regular Fare  
RATE 1:\$ 12.00  
EXTRA: \$ 0.00  
CNGSCH:\$ 2.50  
STSRCH:\$ 0.50  
INSRCH:\$ 0.30  
TOTAL: \$ 15.30

THANKS  
TO CONTACT TLC  
DIAL 3-1-1





# FY 2020 Per Diem Rates for New York

## Meals & Incidentals (M&IE) Breakdown

Primary Destination	County	M&IE Total	Continental Breakfast/Breakfast	Lunch	Dinner	Incidental Expenses	First & Last Day of Travel
Standard Rate	Applies for all locations without specified rates	\$55	\$13	\$14	\$23	\$5	\$41.25
Albany	Albany	\$61	\$14	\$16	\$26	\$5	\$45.75
Binghamton	Broome	\$61	\$14	\$16	\$26	\$5	\$45.75
Buffalo	Erie	\$66	\$16	\$17	\$28	\$5	\$49.50
Floral Park / Garden City / Great Neck	Nassau	\$71	\$17	\$18	\$31	\$5	\$53.25
Glens Falls	Warren	\$66	\$16	\$17	\$28	\$5	\$49.50
Ithaca	Tompkins	\$66	\$16	\$17	\$28	\$5	\$49.50
Kingston	Ulster	\$66	\$16	\$17	\$28	\$5	\$49.50
Lake Placid	Essex	\$66	\$16	\$17	\$28	\$5	\$49.50



<b>Primary Destination</b>	<b>County</b>	<b>M&amp;IE Total</b>	<b>Continental Breakfast/Breakfast</b>	<b>Lunch</b>	<b>Dinner</b>	<b>Incidental Expenses</b>	<b>First &amp; LastDay of Travel</b>
New York City	Bronx / Kings / New York / Queens / Richmond	\$76	\$18	\$19	\$34	\$5	\$57.00
Niagara Falls	Niagara	\$56	\$13	\$15	\$23	\$5	\$42.00
Nyack / Palisades	Rockland	\$66	\$16	\$17	\$28	\$5	\$49.50
Poughkeepsie	Dutchess	\$66	\$16	\$17	\$28	\$5	\$49.50
Riverhead / Ronkonkoma / Melville	Suffolk	\$71	\$17	\$18	\$31	\$5	\$53.25
Rochester	Monroe	\$61	\$14	\$16	\$26	\$5	\$45.75
Saratoga Springs / Schenectady	Saratoga / Schenectady	\$61	\$14	\$16	\$26	\$5	\$45.75
Syracuse / Oswego	Onondaga / Oswego	\$61	\$14	\$16	\$26	\$5	\$45.75
Tarrytown / White Plains / New Rochelle	Westchester	\$76	\$18	\$19	\$34	\$5	\$57.00
Troy	Rensselaer	\$61	\$14	\$16	\$26	\$5	\$45.75
West Point	Orange	\$61	\$14	\$16	\$26	\$5	\$45.75

Kim Becker  
New York  
12/18-12/22/19

**SAN DIEGO COUNTY REGIONAL AIRPORT AUTHORITY  
OUT-OF-TOWN TRAVEL REQUEST**

**GENERAL INSTRUCTIONS:**

- A. All out-of-town travel requests must conform to applicable provisions of Policy 3.30.
- B. Once traveler completes form, submit to the traveler's Administrator for approval (for Board Members, President/CEO, General Counsel and Chief Auditor, Administrator is Board Executive Committee).

**TRAVELER INFORMATION:**

Traveler Name: Kimberly J. Becker Department: Executive, BU6  
 Position:  Board Member  President/CEO  General Counsel  Chief Auditor  
 All Other Authority Employees

DATE OF REQUEST: 11/14/19 DATE OF DEPARTURE/RETURN: 12/18/19 / 12/20/19

**DESTINATION / BUSINESS PURPOSE:**

Destination: New York, NY Business Purpose: Jet Blue & JAL Airlines Air Service Development Visit

**PROJECTED OUT-OF-TOWN TRAVEL EXPENSES:**

<b>A. Transportation Costs:</b>		
• Airfare <input type="checkbox"/> check box for business class or equivalent (international only)		\$ <u>900.00</u>
• Rental Car		\$ _____
• Other Transportation (Taxi, TNC, Train, Bus)		\$ <u>150.00</u>
• Auto (Gas, Parking/Tolls, Mileage)		\$ _____
<b>B. Lodging</b>		\$ <u>500.00</u>
<b>C. Meals and Incidental Expenses (Per Diem)</b>		\$ <u>200.00</u>
<b>D. Seminar and Conference Fees</b>		\$ _____
<b>E. Entertainment</b>		\$ _____
<b>TOTAL PROJECTED TRAVEL EXPENSES</b>		\$ <u>1750.00</u>

**CERTIFICATION BY TRAVELER**

By my signature below, I certify the following:

- 1. The above-listed projected out-of-town travel expenses conform to Policy 3.30, are reasonable and directly related to Authority business; and
- 2. I have attended training regarding my responsibilities pursuant to Policy 3.30 within the past two years.

Travelers Signature: Kimberly J. Becker Date: 11/14/19

**CERTIFICATION BY ADMINISTRATOR (If Administrator is Executive Committee, Clerk certifies below.)**

By my signature below, I certify the following:

- 1. I have reviewed this out-of-town travel request and made inquiries to determine that the out-of-town travel and identified expenses are directly related to and necessary for the advancement of the Authority's business and reasonable in comparison to the anticipated benefits to the Authority; and
- 2. I have attended training regarding my responsibilities pursuant to Policy 3.30 within the past two years.

Administrator's Signature: [Signature] Date: 11/15/19

**AUTHORITY CLERK CERTIFICATION ON BEHALF OF EXECUTIVE COMMITTEE**

Wendy Morales, Asst. Authority Clerk, certify that this document was approved  
(Name of Clerk)  
 by the Executive Committee at its November 25, 2019 meeting.  
(Meeting Date)

Kim Becker  
New York  
12/18 - 12/22/19

**Casey Diane**

---

**Subject:** Jet Blue Meeting - Air Service Development  
**Location:** Jet Blue Headquarters, Long Island City, NY  
**Start:** Thu 12/19/2019 8:00 AM  
**End:** Thu 12/19/2019 9:00 AM  
**Show Time As:** Out of Office  
**Recurrence:** (none)  
**Meeting Status:** Meeting organizer  
**Organizer:** Becker Kimberly  
**Categories:** Out of Office

Kim Becker  
New York  
12/18 - 12/22/19

**Casey Diane**

---

**Subject:** JAL Air Service Development - Lunch Meeting  
**Location:** Bill's Townhouse, 57 East 45th St. NY, NY 10022  
**Start:** Fri 12/20/2019 12:15 PM  
**End:** Fri 12/20/2019 1:45 PM  
**Show Time As:** Out of Office  
**Recurrence:** (none)  
**Meeting Status:** Accepted  
**Organizer:** Brown Hampton  
**Required Attendees:** morioka.jw9x@jal.com; Becker Kimberly  
**Categories:** Out of Office

We have made reservations for lunch at **12:15** on December 20<sup>th</sup> at:

BILL'S TOWNHOUSE  
57 East 54<sup>th</sup> St  
New York, NY 10022  
212.518.2727

# SAN DIEGO COUNTY REGIONAL AIRPORT AUTHORITY

Item 5

## Board Members

C. April Boling  
Chairman

Greg Cox  
Mark Kersey  
Robert T. Lloyd  
Paul McNamara  
Paul Robinson  
Johanna S. Schiavoni  
Michael Schumacher  
Mark B. West

## Ex-Officio Board Members

Gustavo Dallarda  
Col. Charles B. Dockery  
Gayle Miller

## President / CEO

Kimberly J. Becker

## DRAFT BOARD AGENDA

Thursday, February 6, 2020  
9:00 A.M.

San Diego International Airport  
SDCRAA Administration Building – Third Floor  
Board Room  
3225 N. Harbor Drive  
San Diego, California 92101

***Live webcasts of Authority Board meetings can be accessed at  
<http://www.san.org/Airport-Authority/Meetings-Agendas/Authority-Board>***

This Agenda contains a brief general description of each item to be considered. The indication of a recommended action does not indicate what action (if any) may be taken. ***Please note that agenda items may be taken out of order.*** If comments are made to the Board without prior notice or are not listed on the Agenda, no specific answers or responses should be expected at this meeting pursuant to State law.

Staff Reports and documentation relating to each item of business on the Agenda are on file in Board Services and are available for public inspection.

**NOTE:** Pursuant to Authority Code Section 2.15, all Lobbyists shall register as an Authority Lobbyist with the Authority Clerk within ten (10) days of qualifying as a lobbyist. A qualifying lobbyist is any individual who receives \$100 or more in any calendar month to lobby any Board Member or employee of the Authority for the purpose of influencing any action of the Authority. To obtain Lobbyist Registration Statement Forms, contact the Board Services/Authority Clerk Department.

PLEASE COMPLETE A "REQUEST TO SPEAK" FORM PRIOR TO THE COMMENCEMENT OF THE MEETING AND SUBMIT IT TO THE AUTHORITY CLERK. ***PLEASE REVIEW THE POLICY FOR PUBLIC PARTICIPATION IN BOARD AND BOARD COMMITTEE MEETINGS (PUBLIC COMMENT) LOCATED AT THE END OF THE AGENDA.***

*The Authority has identified a local company to provide oral interpreter and translation services for public meetings. If you require oral interpreter or translation services, please telephone the Board Services /Authority Clerk Department with your request at (619) 400-2400 at least three (3) working days prior to the meeting.*

**CALL TO ORDER:**

**PLEDGE OF ALLEGIANCE:**

**ROLL CALL:**

**APPOINTMENT OF EXECUTIVE COMMITTEE MEMBERS AND ELECTION OF THE VICE CHAIR OF THE BOARD:**

**PRESENTATIONS:**

**A. REVIEW OF THE UNAUDITED FINANCIAL STATEMENTS FOR THE SIX MONTHS ENDED DECEMBER 31, 2019:**

Presented by Scott Brickner, Vice President & Chief Financial Officer

**B. REVIEW FY 2021 BUDGET CALENDAR:**

Presented by Scott Brickner, Vice President & Chief Financial Officer

**REPORTS FROM BOARD COMMITTEES, AD HOC COMMITTEES, AND CITIZEN COMMITTEES AND LIAISONS:**

- **AUDIT COMMITTEE:**  
Committee Members: Lloyd, Robinson (Chair), Schiavoni, Tartre, Van Sambeek, West
- **CAPITAL IMPROVEMENT PROGRAM OVERSIGHT COMMITTEE:**  
Committee Members: Boling, Kersey (Chair), Schumacher, Robinson
- **EXECUTIVE PERSONNEL AND COMPENSATION COMMITTEE:**  
Committee Members: Boling (Vice Chair), Cox, Kersey
- **FINANCE COMMITTEE:**  
Committee Members: Cox (Chair), Lloyd, Schiavoni, West

***ADVISORY COMMITTEES***

- **AUTHORITY ADVISORY COMMITTEE:**  
Liaison: Robinson (Primary), Schiavoni
- **ARTS ADVISORY COMMITTEE:**  
Committee Member: Robert H. Gleason

***LIAISONS***

- **CALTRANS:**  
Liaison: Dallarda

- **INTER-GOVERNMENTAL AFFAIRS:**  
Liaison: Cox
- **MILITARY AFFAIRS:**  
Liaison: Dockery
- **PORT:**  
Liaisons: Boling (Primary), Cox, Robinson
- **WORLD TRADE CENTER:**  
Representatives: Robert H. Gleason

***BOARD REPRESENTATIVES (EXTERNAL)***

- **SANDAG BOARD OF DIRECTORS:**  
Representative: Boling (Primary), Robinson
- **SANDAG TRANSPORTATION COMMITTEE:**  
Representatives: Schiavoni (Primary), Schumacher

**CHAIR'S REPORT:**

**PRESIDENT/CEO'S REPORT:**

**NON-AGENDA PUBLIC COMMENT:**

Non-Agenda Public Comment is reserved for members of the public wishing to address the Board on matters for which another opportunity to speak **is not provided on the Agenda**, and which is within the jurisdiction of the Board. Please submit a completed speaker slip to the Authority Clerk. ***Each individual speaker is limited to three (3) minutes. Applicants, groups and jurisdictions referring items to the Board for action are limited to five (5) minutes.***

**Note:** Persons wishing to speak on specific items should reserve their comments until the specific item is taken up by the Board.

**CONSENT AGENDA (Items 1-13):**

The consent agenda contains items that are routine in nature and non-controversial. Some items may be referred by a standing Board Committee or approved as part of the budget process. The matters listed under 'Consent Agenda' may be approved by one motion. Any Board Member may remove an item for separate consideration. Items so removed will be heard before the scheduled New Business Items, unless otherwise directed by the Chair.

**1. APPROVAL OF MINUTES:**

RECOMMENDATION: Approve the minutes of the December 19, 2019 special and the January 9, 2020 regular meetings.

- 2. ACCEPTANCE OF BOARD AND COMMITTEE MEMBERS WRITTEN REPORTS ON THEIR ATTENDANCE AT APPROVED MEETINGS AND PRE-APPROVAL OF ATTENDANCE AT OTHER MEETINGS NOT COVERED BY THE CURRENT RESOLUTION:**  
RECOMMENDATION: Accept the reports and pre-approve Board Member attendance at other meetings, trainings and events not covered by the current resolution.  
**(Board Services: Tony R. Russell, Director/Authority Clerk)**
- 3. AWARDED CONTRACTS, APPROVED CHANGE ORDERS FROM DECEMBER 9, 2019 THROUGH JANUARY 12, 2020 AND REAL PROPERTY AGREEMENTS GRANTED AND ACCEPTED FROM DECEMBER 9, 2019 THROUGH JANUARY 12, 2020:**  
RECOMMENDATION: Receive the report.  
**(Procurement: Jana Vargas, Director)**
- 4. APPOINTMENTS TO BOARD COMMITTEES, LIAISON POSITIONS, OTHER REPRESENTATIVE AND ALTERNATE POSITIONS:**  
RECOMMENDATION: Adopt Resolution No. 2020-\_\_\_\_, making appointments to Board committees, liaison and representative positions, the Authority Advisory Committee, the Art Advisory Committee, and the World Trade Center Board.  
**(Board Services: Tony R. Russell, Director/Authority Clerk)**
- 5. AMEND AUTHORITY POLICY 1.50 – GOVERNANCE AND COMMITTEES:**  
RECOMMENDATION: Adopt Resolution No. 2020-\_\_\_\_ approving amendments to Authority Policy 1.50 – Governance and Committees, Section 8 General Provisions – Committees.  
**(Board Services: Tony R. Russell, Director/Authority Clerk)**

## **CLAIMS**

- 6. REJECT THE CLAIM OF MARIA CASTRO:**  
RECOMMENDATION: Adopt Resolution No. 2020-\_\_\_\_, rejecting the claim of Maria Castro.  
**(Legal: Amy Gonzalez, General Counsel)**
- 7. REJECT THE CLAIM OF CAROLYN TODER:**  
RECOMMENDATION: Adopt Resolution No. 2020-\_\_\_\_, rejecting the claim of Carolyn Toder.  
**(Legal: Amy Gonzalez, General Counsel)**
- 8. REJECT THE CLAIM OF JUDITH JOURDAIN-EARL:**  
RECOMMENDATION: Adopt Resolution No. 2020-\_\_\_\_, rejecting the claim of Judith Jourdain-Earl.  
**(Legal: Amy Gonzalez, General Counsel)**



### **COMMITTEE RECOMMENDATIONS**

**9. ACCEPTANCE OF THE UNAUDITED FINANCIAL STATEMENTS FOR THE SIX MONTHS ENDED DECEMBER 31, 2019:**

RECOMMENDATION: The Finance Committee recommends that the Board accept the information.

**(Finance: Scott Brickner, Vice President & Chief Financial Officer)**

**10. REVIEW OF THE AUTHORITY'S INVESTMENT REPORT AS OF DECEMBER 31, 2019:**

RECOMMENDATION: The Finance Committee recommends that the Board accept the report.

**(Business Management: Geoff Bryant, Manager, Airport Finance)**

**11. APPOINTMENT OF PUBLIC MEMBER TO THE AUDIT COMMITTEE:**

RECOMMENDATION: The Audit Committee recommends that the Board adopt Resolution No. 2020-\_\_\_\_, appointing [TBD] as a public member to the Audit Committee to fill a vacancy which expires June 2022; and appoint [TBD] as a public member to the Audit Committee to commence July 2020 for a three year term.

**(Board Services: Tony R. Russell, Director/Authority Clerk)**

### **CONTRACTS AND AGREEMENTS**

**12. APPROVE AND AUTHORIZE THE PRESIDENT/CEO TO EXECUTE AN ACKNOWLEDGEMENT AND CONSENT TO ASSIGNMENT AGREEMENT WITH ATLAS AIR, INC. AND ABX AIR, INC.:**

RECOMMENDATION: Adopt Resolution No. 2020-\_\_\_\_, approving and authorizing the President/CEO to execute an Acknowledgement and Consent to Assignment Agreement with Atlas Air, Inc. and ABX Air, Inc.

**(Finance and Risk Management: John Dillon, Director)**

**13. APPROVE AND AUTHORIZE THE PRESIDENT/CEO TO ISSUE A TASK AUTHORIZATION TO HAZARD CONSTRUCTION COMPANY UTILIZING AN EXISTING ON-CALL AIRPORT PAVEMENT REPAIR SERVICES AGREEMENT:**

RECOMMENDATION Adopt Resolution No. 2020-\_\_\_\_, approving and authorizing the President/CEO to issue a Task Authorization to Hazard Construction Company utilizing an existing On-Call Airport Pavement Repair Services Agreement for an amount not-to-exceed \$\_\_\_\_\_ for repairs to the asphalt pavement surface of Taxiway B at San Diego International Airport.

**(Airport Design and Construction: Bob Bolton, Director)**

### **CONTRACTS AND AGREEMENTS AND/OR AMENDMENTS TO CONTRACTS AND AGREEMENTS EXCEEDING \$1 MILLION**

**PUBLIC HEARINGS:**

**OLD BUSINESS:**

**NEW BUSINESS:**

14. **APPROVE THE FEBRUARY 2020 LEGISLATIVE REPORT AND 2020 LEGISLATIVE AGENDA:**  
RECOMMENDATION: Adopt Resolution No. 2020-\_\_\_\_, approving the February 2020 Legislative Report and 2020 Legislative Agenda.  
**(Government Relations: Matt Harris, Director)**
  
15. **CERTIFY THE FINAL ENVIRONMENTAL IMPACT REPORT AND ADOPT FINDINGS OF FACT AND MITIGATION MONITORING AND REPORTING PROGRAM FOR THE ADDITIONAL FUEL TANKS AT SAN DIEGO INTERNATIONAL AIRPORT:**  
RECOMMENDATION: Adopt Resolution No. 2020-\_\_\_\_, certifying the Final Environmental Impact Report for the Additional Fuel Tanks at San Diego International Airport and adopting a Mitigation Monitoring and Reporting Program and California Environmental Quality Act (CEQA) Findings of Fact.  
**(Planning & Environmental Affairs: Ted Anasis, Manager, Airport Planning)**
  
16. **APPROVE AND AUTHORIZE THE PRESIDENT/CEO TO EXECUTE A MEMORANDUM OF UNDERSTANDING REGARDING MAJOR REGIONAL PROJECTS:**  
RECOMMENDATION: Adopt Resolution No. 2020-\_\_\_\_, approving and authorizing the President/CEO to execute a Memorandum of Understanding with the City of San Diego, San Diego Association of Governments, and San Diego Unified Port District regarding major regional projects.  
**(Government Relations: Matt Harris, Director)**

**CLOSED SESSION:**

17. **CONFERENCE WITH LEGAL COUNSEL – EXISTING LITIGATION:**  
(Paragraph (1) of subdivision (d) of Cal. Gov. Code §54956.9)  
Name of Case: San Diego County Regional Airport Authority v. American Car Rental, Inc., San Diego Superior Court Case No. 37-2016-00024056-CL-BC-CTL
  
18. **CONFERENCE WITH LEGAL COUNSEL-EXISTING LITIGATION:**  
(Paragraph (1) of subdivision (d) of Cal. Gov. Code §54956.9)  
Name of Case: Future DB International, Inc. v. San Diego County Regional Airport Authority, et al.  
San Diego Superior Court Case No. 37-2018-00001531-CU-CR-CTL

- 19. CONFERENCE WITH LEGAL COUNSEL – EXISTING LITIGATION:**  
(Paragraph (1) of subdivision (d) of Cal. Gov. Code §54956.9)  
Name of Case: Park Assist LLC v. San Diego County Regional Airport Authority, et al.  
United States District Court Case No. 18 CV2068 LAB MDD
- 20. CONFERENCE WITH LEGAL COUNSEL-EXISTING LITIGATION:**  
(Paragraph (1) of subdivision (d) of Cal. Gov. Code §54956.9)  
Name of Case: M.W. Vasquez Construction Co. Inc. v. San Diego County Regional Airport Authority, et al.  
San Diego Superior Court Case No. 37-2019-000215
- 21. CONFERENCE WITH LEGAL COUNSEL – ANTICIPATED LITIGATION:**  
(Initiation of litigation pursuant to paragraph (4) of subdivision (d) of Cal. Gov. Code §54956.9)  
Number of cases: 2
- 22. CONFERENCE WITH LEGAL COUNSEL – ANTICIPATED LITIGATION:**  
(Significant exposure to litigation pursuant to paragraph (2) of subdivision (d) of Cal. Gov. Code §54956.9)  
Investigative Order No. R9-2012-0009 by the California Regional Water Quality Control Board pertaining to an investigation of bay sediments at the Downtown Anchorage Area in San Diego.  
Number of potential cases: 1
- 23. CONFERENCE WITH LEGAL COUNSEL – ANTICIPATED LITIGATION:**  
(Significant exposure to litigation pursuant to paragraph (2) of subdivision (d) of Cal. Gov. Code §54956.9)  
Navy Boat Channel Environmental Remediation  
Number of potential cases: 1
- 24. CONFERENCE WITH LEGAL COUNSEL – ANTICIPATED LITIGATION:**  
(Significant exposure to litigation pursuant to paragraph (2) of subdivision (d) of Cal. Gov. Code §54956.9)  
Number of potential cases: 1
- 25. CONFERENCE WITH LEGAL COUNSEL – ANTICIPATED LITIGATION:**  
(Significant exposure to litigation pursuant to paragraph (2) of subdivision (d) of Cal. Gov. Code §54956.9)  
Order No. WQ 2019-0005-DWQ by the State Water Resources Control Board pertaining to PFAS  
Number of potential cases: 1

**REPORT ON CLOSED SESSION:**

**GENERAL COUNSEL REPORT:**

**BUSINESS AND TRAVEL EXPENSE REIMBURSEMENT REPORTS FOR BOARD MEMBERS, PRESIDENT/CEO, CHIEF AUDITOR AND GENERAL COUNSEL WHEN ATTENDING CONFERENCES, MEETINGS, AND TRAINING AT THE EXPENSE OF THE AUTHORITY:**

**BOARD COMMENT:**

**ADJOURNMENT:**

**Policy for Public Participation in Board, Airport Land Use Commission (ALUC), and Committee Meetings (Public Comment)**

- 1) Persons wishing to address the Board, ALUC, and Committees shall complete a "Request to Speak" form prior to the initiation of the portion of the agenda containing the item to be addressed (e.g., Public Comment and General Items). Failure to complete a form shall not preclude testimony, if permission to address the Board is granted by the Chair.
- 2) The Public Comment Section at the beginning of the agenda is reserved for persons wishing to address the Board, ALUC, and Committees on any matter for which another opportunity to speak is not provided on the Agenda, and on matters that are within the jurisdiction of the Board.
- 3) Persons wishing to speak on specific items listed on the agenda will be afforded an opportunity to speak during the presentation of individual items. Persons wishing to speak on specific items should reserve their comments until the specific item is taken up by the Board, ALUC and Committees.
- 4) If many persons have indicated a desire to address the Board, ALUC and Committees on the same issue, then the Chair may suggest that these persons consolidate their respective testimonies. Testimony by members of the public on any item shall be limited to **three (3) minutes per individual speaker and five (5) minutes for applicants, groups and referring jurisdictions.**
- 5) Pursuant to Authority Policy 1.33 (8), recognized groups must register with the Authority Clerk prior to the meeting.
- 6) After a public hearing or the public comment portion of the meeting has been closed, no person shall address the Board, ALUC, and Committees without first obtaining permission to do so.

**Additional Meeting Information**

**NOTE:** This information is available in alternative formats upon request. To request an Agenda in an alternative format, or to request a sign language or oral interpreter, or an Assistive Listening Device (ALD) for the meeting, please telephone the Authority Clerk's Office at (619) 400-2400 at least three (3) working days prior to the meeting to ensure availability.

For your convenience, the agenda is also available to you on our website at [www.san.org](http://www.san.org).

**For those planning to attend the Board meeting, parking is available in the public parking lot located directly in front of the Administration Building. Bring your ticket to the third floor receptionist for validation.**

**You may also reach the SDCRAA Building by using public transit via the San Diego MTS System, Route 992. For route and fare information, please call the San Diego MTS at (619) 233-3004 or 511.**

# SAN DIEGO COUNTY REGIONAL AIRPORT AUTHORITY

Item 6

## Board Members

C. April Boling  
Chairman

Greg Cox  
Mark Kersey  
Robert T. Lloyd  
Paul McNamara  
Paul Robinson  
Johanna S. Schiavoni  
Michael Schumacher  
Mark B. West

## Ex-Officio Board Members

Gustavo Dallarda  
Col. Charles B. Dockery  
Gayle Miller

## President / CEO

Kimberly J. Becker

## DRAFT AIRPORT LAND USE COMMISSION AGENDA

Thursday, February 6, 2020  
9:00 AM or immediately following the Board Meeting  
San Diego International Airport  
SDCRAA Administration Building – Third Floor  
Board Room  
3225 N. Harbor Drive  
San Diego, California 92101

**Live webcasts of Authority Board meetings can be accessed at  
<http://www.san.org/Airport-Authority/Meetings-Agendas/ALUC>**

*Pursuant to California Public Utilities Code §§ 21670-21679.5, the Airport Land Use Commission ("Commission") is responsible for coordinating the airport planning of public agencies within San Diego County. The Commission has the legal responsibility to formulate airport land use compatibility plans ("ALUCPs") that will (a) provide for the orderly growth of each public airport and the areas surrounding the airport within the County and (b) safeguard the general welfare of the inhabitants within the vicinity of each airport and the public in general. Pursuant to §21670.3, the San Diego County Regional Airport Authority serves as the Commission.*

This Agenda contains a brief general description of each item to be considered. The indication of a recommended action does not indicate what action (if any) may be taken. **Please note that agenda items may be taken out of order.** If comments are made to the Commission without prior notice or are not listed on the Agenda, no specific answers or responses should be expected at this meeting pursuant to State law.

Staff Reports and documentation relating to each item of business on the Agenda are on file in the Board Services/Authority Clerk Department and are available for public inspection.

**NOTE:** Pursuant to Authority Code Section 2.15, all Lobbyists shall register as an Authority Lobbyist with the Authority Clerk within ten (10) days of qualifying as a lobbyist. A qualifying lobbyist is any individual who receives \$100 or more in any calendar month to lobby any Commission Member or employee of the Authority for the purpose of influencing any action of the Authority. To obtain Lobbyist Registration Statement Forms, contact the Board Services/Authority Clerk Department.

**PLEASE COMPLETE A "REQUEST TO SPEAK" FORM PRIOR TO THE COMMENCEMENT OF THE MEETING AND SUBMIT IT TO THE AUTHORITY CLERK. PLEASE REVIEW THE POLICY FOR PUBLIC PARTICIPATION IN BOARD AND BOARD COMMISSION MEETINGS (PUBLIC COMMENT) LOCATED AT THE END OF THE AGENDA.**

**CALL TO ORDER:**

**PLEDGE OF ALLEGIANCE:**

**ROLL CALL:**

**PRESENTATIONS:**

**A. PRESENTATION ON AIR INSTALLATION COMPATIBLE USE ZONES  
UPDATE FOR MARINE CORPS AIR STATION MIRAMAR:**

**NON-AGENDA PUBLIC COMMENT:**

Non-Agenda Public Comment is reserved for members of the public wishing to address the Commission on matters for which another opportunity to speak **is not provided on the Agenda**, and which is within the jurisdiction of the Commission. Please submit a completed speaker slip to the Authority Clerk. ***Each individual speaker is limited to three (3) minutes. Applicants, groups and jurisdictions referring items to the Board for action are limited to five (5) minutes.***

**Note:** Persons wishing to speak on specific items should reserve their comments until the specific item is taken up by the Commission.

**CONSENT AGENDA (Items 1-2):**

The Consent Agenda contains items that are routine in nature and non-controversial. It also contains consistency determinations that have been deemed consistent or conditionally consistent. The matters listed under 'Consent Agenda' may be approved by one motion. Any Commission Member may remove an item for separate consideration. Items so removed will be heard before the scheduled New Business items, unless otherwise directed by the Chair.

**1. APPROVAL OF MINUTES:**

RECOMMENDATION: Approve the minutes of the December 5, 2019 regular meeting.

**CONSISTENCY DETERMINATIONS**

**2. REPORT OF DETERMINATIONS OF CONSISTENCY WITH AIRPORT LAND USE COMPATIBILITY PLANS: BROWN FIELD MUNICIPAL AIRPORT, GILLESPIE FIELD, MONTGOMERY-GIBBS EXECUTIVE AIRPORT, MARINE CORPS AIR STATION MIRAMAR, AND SAN DIEGO INTERNATIONAL AIRPORT (12<sup>TH</sup> UPDATE, PHASE 2 OF LAND DEVELOPMENT CODE, CITY OF SAN DIEGO; BILLBOARD REGULATIONS FOR CANNABIS ADVERTISING, CITY OF SAN DIEGO); SAN DIEGO INTERNATIONAL AIRPORT (2001 4<sup>TH</sup> AVENUE, CITY OF SAN DIEGO); GILLESPIE FIELD (8842 OLIVE LANE, CITY OF SANTEE):**

RECOMMENDATION: Receive the report.

**(Planning & Environmental Affairs: Ralph Redman)**

**PUBLIC HEARINGS:**

**OLD BUSINESS:**

**NEW BUSINESS:**

**COMMISSION COMMENT:**

**ADJOURNMENT:**



**Policy for Public Participation in Board, Airport Land Use Commission (ALUC),  
and Committee Meetings (Public Comment)**

- 1) Persons wishing to address the Board, ALUC, and Committees shall complete a "Request to Speak" form prior to the initiation of the portion of the agenda containing the item to be addressed (e.g., Public Comment and General Items). Failure to complete a form shall not preclude testimony, if permission to address the Board is granted by the Chair.
- 2) The Public Comment Section at the beginning of the agenda is reserved for persons wishing to address the Board, ALUC, and Committees on any matter for which another opportunity to speak is not provided on the Agenda, and on matters that are within the jurisdiction of the Board.
- 3) Persons wishing to speak on specific items listed on the agenda will be afforded an opportunity to speak during the presentation of individual items. Persons wishing to speak on specific items should reserve their comments until the specific item is taken up by the Board, ALUC and Committees.
- 4) If many persons have indicated a desire to address the Board, ALUC and Committees on the same issue, then the Chair may suggest that these persons consolidate their respective testimonies. Testimony by members of the public on any item shall be limited to **three (3) minutes per individual speaker and five (5) minutes for applicants, groups and referring jurisdictions.**
- 5) Pursuant to Authority Policy 1.33 (8), recognized groups must register with the Authority Clerk prior to the meeting.
- 6) After a public hearing or the public comment portion of the meeting has been closed, no person shall address the Board, ALUC, and Committees without first obtaining permission to do so.

**Additional Meeting Information**

**NOTE:** This information is available in alternative formats upon request. To request an Agenda in an alternative format, or to request a sign language or oral interpreter, or an Assistive Listening Device (ALD) for the meeting, please telephone the Authority Clerk's Office at (619) 400-2400 at least three (3) working days prior to the meeting to ensure availability.

For your convenience, the agenda is also available to you on our website at [www.san.org](http://www.san.org).

**For those planning to attend the Board meeting, parking is available in the public parking lot located directly in front of the Administration Building. Bring your ticket to the third floor receptionist for validation.**

**You may also reach the SDCRAA Building by using public transit via the San Diego MTS System, Route 992. For route and fare information, please call the San Diego MTS at (619) 233-3004 or 511.**