

SAN DIEGO COUNTY REGIONAL AIRPORT AUTHORITY

Board Members

C. April Boling
Chairman

Greg Cox
Mark Kersey
Paul McNamara
Robert T. Lloyd
Paul Robinson
Johanna S. Schiavoni
Michael Schumacher
Mark B. West

EXECUTIVE/FINANCE COMMITTEE and SPECIAL BOARD MEETING

AGENDA

Monday, November 25, 2019
9:00 A.M.

San Diego International Airport
SDCRAA Administration Building -- Third Floor
Board Room
3225 N. Harbor Drive
San Diego, CA 92101

Ex-Officio Board Members

Gustavo Dallarda
Col. Charles B. Dockery
Gayle Miller

President / CEO

Kimberly J. Becker

This Agenda contains a brief general description of each item to be considered. The indication of a recommended action does not indicate what action (if any) may be taken. If comments are made to the Committee without prior notice or are not listed on the Agenda, no specific answers or responses should be expected at this meeting pursuant to State law. ***Please note that agenda items may be taken out of order.***

Staff Reports and documentation relating to each item of business on the Agenda are on file with the Board Services department and are available for public inspection.

***NOTE:** This Committee Meeting also is noticed as a Special Meeting of the Board to (1) foster communication among Board members in compliance with the Brown Act; and (2) preserve the advisory function of the Committee.

Board members who are not members of this Committee may attend and participate in Committee discussions. Since sometimes more than a quorum of the Board may be in attendance, to comply with the Brown Act, this Committee meeting also is noticed as a Special Meeting of the Board.

To preserve the proper function of the Committee, only members officially assigned to this Committee are entitled to vote on any item before the Committee. This Committee only has the power to review items and make recommendations to the Board. Accordingly, this Committee cannot, and will not, take any final action that is binding on the Board or the Authority, even if a quorum of the Board is present.

PLEASE COMPLETE A "REQUEST TO SPEAK" FORM PRIOR TO THE COMMENCEMENT OF THE MEETING AND SUBMIT IT TO THE AUTHORITY CLERK. ***PLEASE REVIEW THE POLICY FOR PUBLIC PARTICIPATION IN BOARD AND BOARD COMMITTEE MEETINGS (PUBLIC COMMENT) LOCATED AT THE END OF THE AGENDA.***

CALL TO ORDER:

PLEDGE OF ALLEGIANCE:

ROLL CALL:

Executive Committee

Committee Members: Boling (Chairman), Robinson, Schumacher

Finance Committee

Committee Members: Cox (Chairman), Lloyd, Schiavoni, West

NON-AGENDA PUBLIC COMMENT

Non-Agenda Public Comment is reserved for members of the public wishing to address the Committee on matters for which another opportunity to speak **is not provided on the Agenda**, and which is within the jurisdiction of the Committee. Please submit a completed speaker slip to the Authority Clerk. ***Each individual speaker is limited to three (3) minutes. Applicants, groups and jurisdictions referring items to the Board for action are limited to five (5) minutes.***

Note: Persons wishing to speak on specific items should reserve their comments until the specific item is taken up by the Committee.

NEW BUSINESS:

EXECUTIVE COMMITTEE:

1. APPROVAL OF MINUTES:

RECOMMENDATION: Approve the minutes of the October 28, 2019 regular meeting.

FINANCE COMMITTEE:

2. REVIEW OF THE UNAUDITED FINANCIAL STATEMENTS FOR THE FOUR MONTHS ENDED OCTOBER 31, 2019:

RECOMMENDATION: Forward to the Board with a recommendation for acceptance.

Presented by: Kathy Kiefer, Senior Director, Finance and Asset Management

3. REVIEW OF THE AUTHORITY'S INVESTMENT REPORT AS OF OCTOBER 31, 2019:

RECOMMENDATION: Forward to the Board with a recommendation for acceptance.

Presented by: Geoff Bryant, Manager, Airport Finance

4. **SERIES 2019/2020 BOND SALE BRIEFING:**
Presented by Scott Brickner, Vice President/CFO

EXECUTIVE COMMITTEE:

5. **PRE-APPROVAL OF TRAVEL REQUESTS AND APPROVAL OF BUSINESS AND TRAVEL EXPENSE REIMBURSEMENT REQUESTS FOR BOARD MEMBERS, THE PRESIDENT/CEO, THE CHIEF AUDITOR AND GENERAL COUNSEL:**
RECOMMENDATION: Pre-approve travel requests and approve business and travel expense reimbursement requests.
Presented by Tony R. Russell, Director, Board Services/Authority Clerk
6. **REVIEW OF THE PROPOSED 2020 MASTER CALENDAR OF BOARD AND COMMITTEE MEETINGS:**
RECOMMENDATION: Forward this item to the Board with a recommendation for approval.
Presented by Tony R. Russell, Director, Board Services/Authority Clerk

REVIEW OF FUTURE AGENDAS:

7. **REVIEW OF THE DRAFT AGENDA FOR THE DECEMBER 5, 2019 BOARD MEETING:**
Presented by: Kimberly J. Becker, President/CEO
8. **REVIEW OF THE DRAFT AGENDA FOR THE DECEMBER 5, 2019 AIRPORT LAND USE COMMISSION MEETING:**
Presented by: Kimberly J. Becker, President/CEO

COMMITTEE MEMBER COMMENTS:

ADJOURNMENT:

Policy for Public Participation in Board, Airport Land Use Commission (ALUC), and Committee Meetings (Public Comment)

Persons wishing to address the Board, ALUC, and Committees shall complete a "Request to Speak" form prior to the initiation of the portion of the agenda containing the item to be addressed (e.g., Public Comment and General Items). Failure to complete a form shall not preclude testimony, if permission to address the Board is granted by the Chair.

The Public Comment Section of the agenda is reserved for persons wishing to address the Board, ALUC, and Committees on any matter for which another opportunity to speak is not provided on the Agenda, and on matters that are within the jurisdiction of the Board.

Persons wishing to speak on specific items listed on the agenda will be afforded an opportunity to speak during the presentation of individual items. Persons wishing to speak on specific items should reserve their comments until the specific item is taken up by the Board, ALUC and Committees.

If many persons have indicated a desire to address the Board, ALUC and Committees on the same issue, then the Chair may suggest that these persons consolidate their respective testimonies. Testimony by members of the public on any item shall be limited to **three (3) minutes per individual speaker and five (5) minutes for applicants, groups and referring jurisdictions.**

Pursuant to Authority Policy 1.33 (8), recognized groups must register with the Authority Clerk prior to the meeting.

After a public hearing or the public comment portion of the meeting has been closed, no person shall address the Board, ALUC, and Committees without first obtaining permission to do so.

Additional Meeting Information

NOTE: This information is available in alternative formats upon request. To request an Agenda in an alternative format, or to request a sign language or oral interpreter, or an Assistive Listening Device (ALD) for the meeting, please telephone the Authority Clerk's Office at (619) 400-2400 at least three (3) working days prior to the meeting to ensure availability.

For your convenience, the agenda is also available to you on our website at www.san.org.

For those planning to attend the Board meeting, parking is available in the public parking lot located directly in front of the SDCRAA Administration Building. Bring your ticket to the third floor receptionist for validation.

You may also reach the SDCRAA Administration Building by using public transit via the San Diego MTS system, Route 992. For route and fare information, please call the San Diego MTS at (619) 233-3004 or 511.

DRAFT
SAN DIEGO COUNTY REGIONAL AIRPORT AUTHORITY
EXECUTIVE AND FINANCE COMMITTEE MEETING MINUTES
MONDAY, OCTOBER 28, 2019
BOARD ROOM

CALL TO ORDER: Chairman Boling called the Executive and Finance Committee Meeting to order at 9:00 a.m., on Monday, October 28, 2019, in the Board Room of the San Diego International Airport, Administration Building, 3225 N Harbor Drive, San Diego, CA 92101.

PLEDGE OF ALLEGIANCE: Board Member Schumacher led the Pledge of Allegiance.

ROLL CALL:

Executive Committee

Present: Committee Members: Boling (Chairman), Robinson,
Schumacher

Board Members: McNamara

Absent: Committee Members: None

Finance Committee

Present: Committee Members: Cox (Chair), Lloyd, Schiavoni, West

Absent: Committee Members: None

Also Present: Kim Becker, President/CEO; Amy Gonzalez, General Counsel;
Tony R. Russell, Director, Board Services/Authority Clerk; Linda
Gehlken, Assistant Authority Clerk I

Chairman Boling welcomed Mayor Paul McNamara to the Board.

NON-AGENDA PUBLIC COMMENT: None

NEW BUSINESS:

EXECUTIVE COMMITTEE:

1. APPROVAL OF MINUTES:

RECOMMENDATION: Approve the minutes of the September 23, 2019 special meeting.

ACTION: Moved by Board Member Robinson and seconded by Board Member Schumacher to approve staff's recommendation. Motion carried unanimously.

FINANCE COMMITTEE:

2. REVIEW OF THE UNAUDITED FINANCIAL STATEMENTS FOR THE THREE MONTHS ENDED SEPTEMBER 30, 2019:

Kathy Keifer, Senior Director, Finance and Asset Management, provided a presentation on the Review of the Unaudited Financial Statements for the Three Months Ended September 30, 2019, that included Enplanements, Gross Landing Weight Units, Operating Revenue, Operating Expenses, Net Operating Income, Nonoperating Revenue & Expenses, and Statements of Net Position.

RECOMMENDATION: Forward to the Board with a recommendation for acceptance.

3. REVIEW OF THE AUTHORITY'S INVESTMENT REPORT AS OF SEPTEMBER 30, 2019:

Geoff Bryant, Manager, Airport Finance, provided a presentation on the Authority's Investment Report as of September 30, 2019, that included Portfolio Characteristics, Sector Distribution, Quality & Maturity Distribution, Investment Performance, and Bond Proceeds.

RECOMMENDATION: Forward to the Board with a recommendation for acceptance.

ACTION: Moved by Board Member Lloyd and seconded by Board Member West to approve staff's recommendations for Items 2 and 3. Motion carried unanimously.

4. SUMMARY OF OUTSTANDING REVOLVING OBLIGATIONS AS OF SEPTEMBER 30, 2019:

Geoff Bryant, Manager, Airport Finance, provided an overview on the Outstanding Revolving Obligations as of September 30, 2019.

5. AUTHORIZATION AND APPROVAL OF BOND DOCUMENTS AND SALE OF UP TO \$ 950 MILLION AIRPORT REVENUE AND REVENUE REFUNDING BONDS, INCLUDING DELEGATION OF PRICING AUTHORITY AND APPROVAL OF RELATED DOCUMENTS, TO REFUND THE AUTHORITY'S OUTSTANDING 2010 REVENUE BONDS AND A PORTION OF THE OUTSTANDING SUBORDINATE REVOLVING OBLIGATIONS AND TO FUND PROJECTS IN THE CAPITAL PROGRAM:

John Dillon, Director, Financial Planning and Budget, provided a presentation on Bond Documents and Outstanding Subordinate Revolving Obligations that included 2019 New Money Bonds, 2010 Bonds Refunding Opportunity, Forward Delivery Bonds, 2010 Bonds Refunding Savings, Debt Profile, Airport Debt per Enplanement, Historic and Projected Aggregate Debt Service Coverage, Principal Documents of the GARB Sale, and Preliminary Timeline.

In response to Board Member Schiavoni regarding what additional due diligence will be conducted on November 6, Michael Thomas, Bond and Disclosure Counsel, Kutak Rock, stated that Authority staff, Underwriters' Counsel, Underwriters, and Bond Counsel would be ensuring that all is in order as they prepare to move forward with the posting after Board approval.

RECOMMENDATION: Forward to the Board with a recommendation for approval to (1) authorize the issuance and sale of not-to-exceed \$950 million in aggregate principal amount of one or more series of San Diego County Regional Airport Authority Subordinate Airport Revenue Bonds and Revenue Refunding Bonds; and (2) approving the forms of a Sixth and Seventh Supplemental Subordinate Trust Indenture, Preliminary and Final Official Statements, a Purchase Contract, a Forward Delivery Purchase Contract, Escrow Agreements and Continuing Disclosure Certificates, and certain related matters.

ACTION: Moved by Board Member West and seconded by Board Member Schiavoni to approve staff's recommendation. Motion carried unanimously.

EXECUTIVE COMMITTEE NEW BUSINESS:

6. PRE-APPROVAL OF TRAVEL REQUESTS AND APPROVAL OF BUSINESS AND TRAVEL EXPENSE REIMBURSEMENT REQUESTS FOR BOARD MEMBERS, THE PRESIDENT/CEO, THE CHIEF AUDITOR AND GENERAL COUNSEL:

RECOMMENDATION: Pre-approve travel requests and approve business and travel expense reimbursement requests.

ACTION: Moved by Board Member Robinson and seconded by Board Member Schumacher to approve staff's recommendation. Motion carried unanimously.

REVIEW OF FUTURE AGENDAS:

7. REVIEW OF THE DRAFT AGENDA FOR THE NOVEMBER 7, 2019 BOARD MEETING:

Kimberly J. Becker, President/CEO, provided an overview of the draft agenda for the November 7, 2019, Board meeting.

8. REVIEW OF THE DRAFT AGENDA FOR THE NOVEMBER 7, 2019 AIRPORT LAND USE COMMISSION MEETING:

Kimberly J. Becker, President/CEO, provided an overview of the draft agenda for the November 7, 2019, Airport Land Use Commission meeting.

COMMITTEE MEMBER COMMENTS: None.

ADJOURNMENT: The meeting was adjourned at 9:45 a.m.

APPROVED BY A MOTION OF THE SAN DIEGO COUNTY REGIONAL AIRPORT
AUTHORITY EXECUTIVE COMMITTEE THIS 25TH DAY OF NOVEMBER, 2019.

ATTEST:

TONY R. RUSSELL
DIRECTOR, BOARD SERVICES/
AUTHORITY CLERK

APPROVED AS TO FORM:

AMY GONZALEZ
GENERAL COUNSEL

SAN DIEGO COUNTY REGIONAL AIRPORT AUTHORITY
Statements of Revenues, Expenses, and Changes in Net Position
For the Month Ended October 31, 2019
(Unaudited)

	Budget	Actual	Variance Favorable (Unfavorable)	% Change	Prior Year
Operating revenues:					
Aviation revenue:					
Landing fees	\$ 3,991,610	\$ 3,786,131	\$ (205,479)	(5)%	\$ 2,418,796
Aircraft parking Fees	992,272	1,152,844	160,572	16%	288,858
Building rentals	9,608,700	9,408,826	(199,874)	(2)%	5,880,983
Security surcharge	-	-	-	-	2,920,455
CUPPS Support Charges	815,269	743,746	(71,523)	(9)%	114,983
Other aviation revenue	17,351	17,856	505	3%	17,351
Terminal rent non-airline	178,782	208,515	29,733	17%	173,709
Terminal concessions	2,494,478	2,668,291	173,813	7%	2,421,634
Rental car license fees	2,666,483	2,518,481	(148,002)	(6)%	2,450,987
Rental car center cost recovery	170,290	169,188	(1,102)	(1)%	161,246
License fees other	536,699	554,999	18,300	3%	527,512
Parking revenue	3,922,505	4,519,669	597,164	15%	4,351,593
Ground transportation permits and citations	1,769,877	1,871,489	101,612	6%	1,420,232
Ground rentals	1,443,982	1,449,319	5,337	-	1,889,712
Grant reimbursements	24,800	24,780	(20)	-	78,468
Other operating revenue	105,933	234,634	128,701	121%	250,832
Total operating revenues	28,739,031	29,328,768	589,737	2%	25,367,351
Operating expenses:					
Salaries and benefits	4,012,717	3,888,438	124,279	3%	3,526,857
Contractual services	4,047,420	3,713,692	333,728	8%	4,394,287
Safety and security	2,720,994	2,641,964	79,030	3%	2,544,835
Space rental	849,229	851,355	(2,126)	-	850,605
Utilities	1,233,690	1,170,953	62,737	5%	1,179,940
Maintenance	1,119,611	1,017,255	102,356	9%	1,163,134
Equipment and systems	13,587	29,942	(16,355)	(120)%	26,981
Materials and supplies	40,019	59,593	(19,574)	(49)%	59,499
Insurance	115,559	99,064	16,495	14%	91,171
Employee development and support	118,229	105,628	12,601	11%	95,379
Business development	261,727	132,862	128,865	49%	916,244
Equipment rentals and repairs	415,805	251,177	164,628	40%	294,566
Total operating expenses	14,948,587	13,961,923	986,664	7%	15,143,498
Total operating revenues	28,739,031	29,328,768	589,737	2%	25,367,351
Total operating expenses	14,948,587	13,961,923	986,664	7%	15,143,498
Income from operations	13,790,444	15,366,845	1,576,401	11%	10,223,853
Depreciation	10,340,609	10,340,609	-	-	9,227,030
Operating income (loss)	3,449,835	5,026,236	1,576,401	-	996,823
Nonoperating revenue (expenses):					
Passenger facility charges	3,990,708	4,247,501	256,793	6%	3,902,207
Customer facility charges (Rental Car Center)	3,530,227	3,714,445	184,218	5%	3,460,852
Quieter Home Program	(218,825)	(306,181)	(87,356)	40%	(502,014)
Interest income	1,460,106	1,452,045	(8,061)	(1)%	1,246,482
BAB interest rebate	388,849	390,515	1,666	0%	388,849
Interest expense	(6,835,342)	(6,664,133)	171,209	(3)%	(6,666,139)
Bond amortization costs	465,266	465,266	-	-	479,094
Other nonoperating income (expenses)	-	211,532	211,532	-	(252,633)
Nonoperating revenue, net	2,780,989	3,510,990	730,001	26%	2,056,698
Change in net position before capital grant contributions	6,230,824	8,537,226	2,306,402	37%	3,053,521
Capital grant contributions	158,625	534,965	376,340	237%	896,982
Change in net position	\$ 6,389,449	\$ 9,072,191	\$ 2,682,742	42%	\$ 3,950,503

SAN DIEGO COUNTY REGIONAL AIRPORT AUTHORITY
Statements of Revenues, Expenses, and Changes in Net Position
For the Four Months Ended October 31, 2019 and 2018
(Unaudited)

	Budget	Actual	Variance Favorable (Unfavorable)	%	Prior Year
				Change	
Operating revenues:					
Aviation revenue:					
Landing fees	\$ 16,302,409	\$ 16,336,499	\$ 34,090	-	\$ 9,588,091
Aircraft parking fees	4,018,195	3,941,890	(76,305)	(2)%	1,160,499
Building rentals	39,529,070	39,852,688	323,618	1%	23,472,457
Security surcharge	-	-	-	-	11,681,819
CUPPS Support Charges	3,455,383	3,457,425	2,042	-	459,932
Other aviation revenue	66,212	66,517	305	-	66,212
Terminal rent non-airline	727,942	788,043	60,101	8%	726,706
Terminal concessions	10,229,561	10,782,754	553,193	5%	9,993,005
Rental car license fees	12,413,933	11,579,541	(834,392)	(7)%	11,749,509
Rental car center cost recovery	681,159	676,753	(4,406)	(1)%	650,280
License fees other	2,226,002	2,487,092	261,090	12%	2,177,864
Parking revenue	14,591,626	16,942,091	2,350,465	16%	16,329,099
Ground transportation permits and citations	6,664,886	6,767,178	102,292	2%	5,261,650
Ground rentals	5,775,927	5,797,278	21,351	-	7,035,156
Grant reimbursements	113,457	106,677	(6,780)	(6)%	188,563
Other operating revenue	421,411	690,234	268,823	64%	626,366
Total operating revenues	117,217,173	120,272,660	3,055,487	3%	101,167,208
Operating expenses:					
Salaries and benefits	16,550,894	15,965,718	585,176	4%	14,810,446
Contractual services	15,193,116	14,357,675	835,441	5%	16,364,387
Safety and security	11,100,364	10,762,378	337,986	3%	10,301,889
Space rental	3,396,917	3,398,820	(1,903)	-	3,397,812
Utilities	5,390,307	4,990,916	399,391	7%	5,264,472
Maintenance	4,538,652	4,236,630	302,022	7%	4,283,559
Equipment and systems	68,962	103,873	(34,911)	(51)%	96,673
Materials and supplies	145,410	234,090	(88,680)	(61)%	206,559
Insurance	581,304	514,764	66,540	11%	469,861
Employee development and support	475,470	392,979	82,491	17%	315,477
Business development	743,762	606,690	137,072	18%	1,351,142
Equipment rentals and repairs	1,314,906	1,162,743	152,163	12%	1,082,712
Total operating expenses	59,500,064	56,727,276	2,772,788	5%	57,944,989
Depreciation	41,467,049	41,467,049	-	-	37,008,291
Operating income (loss)	16,250,060	22,078,335	5,828,275	36%	6,213,928
Nonoperating revenue (expenses):					
Passenger facility charges	16,271,926	16,811,435	539,509	3%	15,865,281
Customer facility charges (Rental Car Center)	14,643,075	14,905,505	262,430	2%	14,596,655
Quieter Home Program	(978,763)	(1,318,002)	(339,239)	35%	(1,108,593)
Interest income	5,619,367	5,958,778	339,411	6%	5,252,692
BAB interest rebate	1,555,397	1,562,058	6,661	-	1,555,397
Interest expense	(27,117,525)	(26,499,495)	618,030	(2)%	(26,701,491)
Bond amortization costs	1,863,425	1,863,425	-	-	1,918,495
Other nonoperating income (expenses)	-	2,244,321	2,244,321	-	(566,441)
Nonoperating revenue, net	11,856,902	15,528,025	3,671,123	31%	10,811,995
Change in net position before capital grant contributions	28,106,962	37,606,360	9,499,398	34%	17,025,923
Capital grant contributions	783,373	882,077	98,704	13%	1,945,377
Change in net position	\$ 28,890,335	\$ 38,488,437	\$ 9,598,102	33%	\$ 18,971,300

SAN DIEGO COUNTY REGIONAL AIRPORT AUTHORITY
Statements of Net Position
as of October 31, 2019
(Unaudited)

ASSETS

	October	
	2019	2018
Current assets:		
Cash and investments ⁽¹⁾	\$ 141,588,181	\$ 97,763,040
Tenant lease receivable, net of allowance of 2019: (\$212,244) and 2018: (\$206,648)	19,437,179	10,032,043
Grants receivable	4,300,464	3,001,254
Notes receivable-current portion	2,006,052	1,903,323
Prepaid expenses and other current assets	10,329,767	13,670,162
Total current assets	177,661,643	126,369,822
Cash designated for capital projects and other ⁽¹⁾	22,232,439	40,839,254
Restricted assets:		
Cash and investments:		
Bonds reserve ⁽¹⁾	62,911,770	62,346,162
Passenger facility charges and interest unapplied ⁽¹⁾	61,348,612	84,307,605
Customer facility charges and interest unapplied ⁽¹⁾	45,708,081	47,265,614
SBD Bond Guarantee ⁽¹⁾	4,000,000	4,000,000
Bond proceeds held by trustee ⁽¹⁾	214,070,855	254,227,810
Passenger facility charges receivable	6,591,096	6,033,933
Customer facility charges receivable	4,145,747	3,843,931
OCIP insurance reserve	5,519,913	5,537,667
Total restricted assets	404,296,074	467,562,722
Noncurrent assets:		
Capital assets:		
Land and land improvements	135,850,387	135,086,591
Runways, roads and parking lots	698,595,118	646,939,284
Buildings and structures	1,695,520,195	1,679,690,969
Machinery and equipment	61,898,335	57,406,265
Vehicles	25,388,285	18,044,691
Office furniture and equipment	44,236,753	37,277,305
Works of art	13,784,607	12,411,889
Construction-in-progress	193,562,527	148,912,365
	2,868,836,207	2,735,769,359
Less accumulated depreciation	(1,138,672,363)	(1,029,980,220)
Total capital assets, net	1,730,163,844	1,705,789,139
Other assets:		
Notes receivable - long-term portion	28,680,885	30,722,460
Investments-long-term portion ⁽¹⁾	237,325,522	164,066,605
Net OPEB Asset	394,547	97,418
Security deposit	331,026	130,611
Total other assets	266,731,980	195,017,094
Deferred outflows of resources:		
Deferred pension outflows	28,611,545	22,167,846
Deferred OPEB outflows	1,293,466	1,267,689
Deferred POB outflows	556,018	505,326
Total assets and deferred outflows of resources	\$ 2,631,547,009	\$ 2,559,518,892

⁽¹⁾ Total cash and investments, \$789,185,460 for 2019 and \$754,816,090 for 2018

SAN DIEGO COUNTY REGIONAL AIRPORT AUTHORITY
Statements of Net Position
as of October 31, 2019
(Unaudited)

LIABILITIES AND NET POSITION

	October	
	2019	2018
Current liabilities:		
Accounts payable and accrued liabilities	\$ 63,329,198	\$ 56,131,896
Deposits and other current liabilities	11,318,506	10,788,987
Total current liabilities	74,647,704	66,920,883
Current liabilities - payable from restricted assets:		
Current portion of long-term debt	63,545,000	22,725,000
Accrued interest on bonds and variable debt	25,826,482	20,576,049
Total liabilities payable from restricted assets	89,371,482	43,301,049
Long-term liabilities:		
Variable debt	13,719,000	20,163,000
Other long-term liabilities	9,288,251	9,019,788
Long term debt - bonds net of amortized premium	1,527,395,492	1,568,247,200
Net pension liability	18,373,281	18,743,453
Total long-term liabilities	1,568,776,024	1,616,173,441
Total liabilities	1,732,795,210	1,726,395,373
Deferred inflows of resources:		
Deferred pension inflows	6,235,495	3,506,867
Deferred OPEB inflows	507,578	541,669
Deferred POB inflows	217,937	178,971
Total liabilities and deferred inflows of resources	\$ 1,739,756,220	\$ 1,730,622,880
Net Position:		
Invested in capital assets, net of related debt	350,779,413	341,817,393
Other restricted	190,203,485	210,347,746
Unrestricted:		
Designated	22,232,439	40,839,254
Undesignated	328,575,456	235,891,618
Total Net Position	\$ 891,790,793	\$ 828,896,011



San Diego County Regional Airport Authority
Authority Detail Income Statement - Supplemental Schedule
 For the four months ended October 31, 2019
 (Unaudited)

Print Date: 11/14/2019
 Print Time: 3:34:06PM
 Report ID: GL0012

	Month to Date					Year to Date				
	Budget	Actual	Variance Favorable (Unfavorable)	Variance Percent	Prior Year Actual	Budget	Actual	Variance Favorable (Unfavorable)	Variance Percent	Prior Year Actual
Landing Fees										
41112 - Landing Fees	\$4,009,336	\$3,803,870	\$(205,466)	(5)	\$2,437,461	\$16,405,330	\$16,407,042	\$1,712	0	\$9,666,943
41113 - Landing Fee Rebate	(17,726)	(17,739)	(14)	0	(18,665)	(102,921)	(70,543)	32,377	31	(78,852)
Total Landing Fees	3,991,610	3,786,131	(205,480)	(5)	2,418,795	16,302,409	16,336,499	34,089	0	9,588,091
Aircraft Parking Fees										
41150 - Terminal Aircraft Parking	0	0	0	0	238,180	0	0	0	0	952,720
41155 - Remote Aircraft Parking	0	0	0	0	50,678	0	0	0	0	207,779
41160 - Aircraft Parking Position Rent	622,666	636,840	14,174	2	0	2,490,663	2,547,360	56,697	2	0
41162 - Parking Position Turn Fee	176,125	289,892	113,767	65	0	742,114	696,118	(45,996)	(6)	0
41165 - Overnight Parking Fee	193,481	226,112	32,631	17	0	785,418	698,412	(87,006)	(11)	0
Total Aircraft Parking Fees	992,272	1,152,844	160,572	16	288,858	4,018,195	3,941,890	(76,305)	(2)	1,160,499
Building and Other Rents										
41210 - Terminal Rent	9,248,775	8,817,836	(430,939)	(5)	5,599,546	38,078,000	38,090,213	12,213	0	22,321,553
41215 - Federal Inspection Services	359,925	590,990	231,065	64	281,435	1,451,070	1,762,475	311,405	21	1,150,904
Total Building and Other Rents	9,608,700	9,408,826	(199,874)	(2)	5,880,981	39,529,070	39,852,688	323,618	1	23,472,457
Security Surcharge										
41310 - Airside Security Charges	0	0	0	0	686,676	0	0	0	0	2,746,703
41320 - Terminal Security Charge	0	0	0	0	2,233,779	0	0	0	0	8,935,116
Total Security Surcharge	0	0	0	0	2,920,455	0	0	0	0	11,681,819
CUPPS Support Charges										
41400 - Common Use Fees	815,269	743,746	(71,523)	(9)	114,983	3,455,383	3,457,425	2,042	0	459,932
Total CUPPS Support Charges	815,269	743,746	(71,523)	(9)	114,983	3,455,383	3,457,425	2,042	0	459,932
Other Aviation Revenue										
43100 - Fuel Franchise Fees	17,351	17,856	505	3	17,351	66,212	66,517	305	0	66,212
Total Other Aviation Revenue	17,351	17,856	505	3	17,351	66,212	66,517	305	0	66,212
Non-Airline Terminal Rents										
45010 - Terminal Rent - Non-Airline	178,782	208,515	29,734	17	173,709	727,942	788,043	60,102	8	726,706
Total Non-Airline Terminal Rents	178,782	208,515	29,734	17	173,709	727,942	788,043	60,102	8	726,706

San Diego County Regional Airport Authority
Authority Detail Income Statement - Supplemental Schedule
For the four months ended October 31, 2019
(Unaudited)

Print Date: 11/14/2019
Print Time: 3:34:06PM
Report ID: GL0012

	Month to Date					Year to Date				
	Budget	Actual	Variance Favorable (Unfavorable)	Variance Percent	Prior Year Actual	Budget	Actual	Variance Favorable (Unfavorable)	Variance Percent	Prior Year Actual
Concession Revenue										
45111 - Term Concessions-Food & Bev	\$1,138,948	\$1,183,168	\$44,220	4	\$1,137,944	\$4,671,452	\$4,827,024	\$155,572	3	\$4,574,997
45112 - Terminal Concessions - Retail	667,243	710,391	43,148	6	668,069	2,823,276	2,861,799	38,522	1	2,823,604
45113 - Term Concessions - Other	255,503	348,980	93,477	37	210,709	1,022,872	1,359,839	336,967	33	966,644
45114 - Term Concessions Space Rents	80,803	84,704	3,901	5	79,603	323,211	338,843	15,632	5	315,330
45115 - Term Concessions Cost Recovery	151,168	139,198	(11,971)	(8)	127,328	574,451	586,880	12,429	2	515,931
45116 - Rec Distr Center Cost Recovery	137,762	135,068	(2,694)	(2)	134,141	552,203	538,979	(13,224)	(2)	535,584
45117 - Concessions Marketing Program	63,051	66,782	3,731	6	63,840	262,096	269,390	7,294	3	260,915
45120 - Rental car license fees	2,666,483	2,518,481	(148,002)	(6)	2,450,987	12,413,933	11,579,541	(834,392)	(7)	11,749,509
45121 - Rental Car Center Cost Recover	170,290	169,188	(1,102)	(1)	161,246	681,159	676,753	(4,406)	(1)	650,280
45130 - License Fees - Other	536,699	554,999	18,301	3	527,512	2,226,002	2,487,092	261,090	12	2,177,864
Total Concession Revenue	5,867,950	5,910,960	43,010	1	5,561,378	25,550,656	25,526,140	(24,516)	0	24,570,658
Parking and Ground Transportat										
45210 - Parking	3,922,505	4,519,669	597,163	15	4,351,593	14,591,626	16,942,091	2,350,465	16	16,329,099
45220 - AVI fees	1,748,963	1,838,616	89,653	5	1,376,171	6,581,232	6,630,353	49,121	1	5,138,506
45240 - Ground Transportation Pe	0	5,652	5,652	0	1,254	0	30,370	30,370	0	18,794
45250 - Citations	20,914	27,221	6,307	30	42,807	83,654	106,455	22,801	27	104,350
Total Parking and Ground Transportat	5,692,382	6,391,157	698,776	12	5,771,824	21,256,513	23,709,269	2,452,756	12	21,590,750
Ground Rentals										
45310 - Ground Rental Fixed - N	1,443,982	1,449,320	5,338	0	1,889,712	5,775,927	5,797,278	21,352	0	7,035,156
Total Ground Rentals	1,443,982	1,449,320	5,338	0	1,889,712	5,775,927	5,797,278	21,352	0	7,035,156
Grant Reimbursements										
45410 - TSA Reimbursements	24,800	24,800	0	0	24,800	98,400	98,400	0	0	98,400
45420 - Planning Grants	0	(20)	(20)	0	53,668	15,057	8,277	(6,780)	(45)	90,163
Total Grant Reimbursements	24,800	24,780	(20)	0	78,468	113,457	106,677	(6,780)	(6)	188,563

San Diego County Regional Airport Authority
Authority Detail Income Statement - Supplemental Schedule
For the four months ended October 31, 2019
(Unaudited)

Print Date: 11/14/2019
Print Time: 3:34:06PM
Report ID: GL0012

	Month to Date					Year to Date				
	Budget	Actual	Variance Favorable (Unfavorable)	Variance Percent	Prior Year Actual	Budget	Actual	Variance Favorable (Unfavorable)	Variance Percent	Prior Year Actual
Other Operating Revenue										
45510 - Finger Printing Fee	\$18,926	\$23,475	\$4,549	24	\$25,531	\$75,704	\$86,313	\$10,609	14	\$100,985
45520 - Utilities Reimbursements	17,631	16,686	(945)	(5)	17,117	70,522	66,743	(3,779)	(5)	68,470
45530 - Miscellaneous Other Reve	4,274	60,924	56,650	1,325	147,044	17,096	73,556	56,460	330	170,122
45540 - Service Charges	7,314	69,932	62,618	856	19,009	29,256	189,562	160,306	548	173,145
45550 - Telecom Services	40,500	41,380	880	2	14,433	162,000	165,324	3,324	2	29,322
45570 - FBO Landing Fees	16,128	21,077	4,949	31	26,538	64,513	106,416	41,903	65	82,002
45580 - Equipment Rental	1,160	1,160	0	0	1,160	2,320	2,320	0	0	2,320
Total Other Operating Revenue	105,933	234,634	128,701	121	250,832	421,410	690,234	268,823	64	626,366
Total Operating Revenue	28,739,029	29,328,769	589,739	2	25,367,347	117,217,173	120,272,661	3,055,487	3	101,167,208
Personnel Expenses										
Salaries										
51110 - Salaries & Wages	2,905,985	2,491,908	414,076	14	2,364,054	11,991,465	10,052,109	1,939,356	16	9,657,752
51210 - Paid Time Off	29,167	221,194	(192,028)	(658)	242,278	116,667	1,233,153	(1,116,487)	(957)	1,176,696
51220 - Holiday Pay	0	0	0	0	0	0	114,484	(114,484)	0	112,789
51240 - Other Leave With Pay	0	9,096	(9,096)	0	10,854	0	54,631	(54,631)	0	47,101
51250 - Special Pay	0	27,686	(27,686)	0	23,577	0	128,862	(128,862)	0	106,400
Total Salaries	2,935,151	2,749,884	185,267	6	2,640,763	12,108,132	11,583,239	524,893	4	11,100,738
52110 - Overtime	58,321	88,300	(29,979)	(51)	66,316	241,714	306,777	(65,063)	(27)	270,806

San Diego County Regional Airport Authority
Authority Detail Income Statement - Supplemental Schedule
For the four months ended October 31, 2019
(Unaudited)

Print Date: 11/14/2019
Print Time: 3:34:06PM
Report ID: GL0012

	Month to Date					Year to Date				
	Budget	Actual	Variance Favorable (Unfavorable)	Variance Percent	Prior Year Actual	Budget	Actual	Variance Favorable (Unfavorable)	Variance Percent	Prior Year Actual
Benefits										
54110 - FICA Tax	\$214,592	\$195,187	\$19,405	9	\$190,649	\$900,215	\$839,533	\$60,683	7	\$814,388
54120 - Unemployment Insurance-S	0	0	0	0	0	0	3,054	(3,054)	0	7,356
54130 - Workers Compensation Ins	22,982	14,051	8,931	39	13,979	93,555	59,081	34,473	37	63,133
54135 - Workers Comp Incident Expense	0	20,276	(20,276)	0	21,399	0	21,810	(21,810)	0	(30,611)
54210 - Medical Insurance	392,007	379,588	12,418	3	314,418	1,551,283	1,480,414	70,870	5	1,272,966
54220 - Dental Insurance	27,215	26,480	735	3	25,233	107,681	106,085	1,595	1	100,497
54230 - Vision Insurance	3,479	3,292	187	5	3,248	13,759	13,036	723	5	12,864
54240 - Life Insurance	8,017	7,265	752	9	8,909	31,570	28,833	2,737	9	35,374
54250 - Short Term Disability	10,256	14,299	(4,043)	(39)	10,587	40,240	45,073	(4,833)	(12)	41,848
54310 - Retirement	768,944	763,214	5,730	1	721,626	3,220,564	3,165,256	55,308	2	3,003,434
54315 - Retiree Health Benefits	14,040	13,250	790	6	12,700	55,185	52,150	3,035	5	49,400
54410 - Taxable Benefits	0	0	0	0	0	0	8,785	(8,785)	0	810
54430 - Accrued Vacation	0	3,611	(3,611)	0	(7,893)	0	(62,452)	62,452	0	(64,347)
54440 - Relocation	0	0	0	0	0	0	0	0	0	1,135
Total Benefits	1,461,531	1,440,515	21,016	1	1,314,855	6,014,053	5,760,659	253,394	4	5,308,246
Cap Labor/Burden/OH Recharge										
54510 - Capitalized Labor Recha	(398,487)	(228,330)	(170,157)	(43)	(106,841)	(1,627,138)	(1,019,828)	(607,310)	(37)	(484,806)
54515 - Capitalized Burden Rech	0	(104,443)	104,443	0	(47,448)	0	(456,028)	456,028	0	(212,001)
54599 - OH Contra	0	0	0	0	(287,259)	0	0	0	0	(944,581)
Total Cap Labor/Burden/OH Recharge	(398,487)	(332,773)	(65,714)	(16)	(441,548)	(1,627,138)	(1,475,855)	(151,282)	(9)	(1,641,388)
QHP Labor/Burden/OH Recharge										
54520 - QHP Labor Recharge	(43,799)	(28,232)	(15,567)	(36)	(27,223)	(185,866)	(107,372)	(78,494)	(42)	(118,162)
54525 - QHP Burden Recharge	0	(14,632)	14,632	0	(13,463)	0	(51,285)	51,285	0	(54,697)
54526 - QHP OH Contra Acct	0	(13,004)	13,004	0	(12,846)	0	(41,052)	41,052	0	(55,098)
Total QHP Labor/Burden/OH Recharge	(43,799)	(55,868)	12,069	28	(53,532)	(185,866)	(199,709)	13,843	7	(227,957)
MM&JS Labor/Burden/OH Recharge										
54530 - MM & JS Labor Recharge	0	(1,620)	1,620	0	0	0	(9,391)	9,391	0	(93)
54531 - Joint Studies - Labor	0	0	0	0	0	0	0	0	0	93
54535 - MM & JS Burden Recharge	0	0	0	0	0	0	0	0	0	(39)
54536 - Maintenance-Burden	0	0	0	0	0	0	0	0	0	39
Total MM&JS Labor/Burden/OH Recharge	0	(1,620)	1,620	0	0	0	(9,391)	9,391	0	0
Total Personnel Expenses	4,012,717	3,888,438	124,279	3	3,526,854	16,550,894	15,965,719	585,175	4	14,810,445

San Diego County Regional Airport Authority
Authority Detail Income Statement - Supplemental Schedule
For the four months ended October 31, 2019
(Unaudited)

Print Date: 11/14/2019
Print Time: 3:34:06PM
Report ID: GL0012

	Month to Date					Year to Date				
	Budget	Actual	Variance Favorable (Unfavorable)	Variance Percent	Prior Year Actual	Budget	Actual	Variance Favorable (Unfavorable)	Variance Percent	Prior Year Actual
Non-Personnel Expenses										
Contract Services										
61100 - Temporary Staffing	\$9,583	\$45,543	\$(35,959)	(375)	\$40,194	\$145,033	\$187,987	\$(42,954)	(30)	\$282,853
61110 - Auditing Services	30,417	22,110	8,307	27	20,000	116,667	94,110	22,557	19	95,000
61120 - Legal Services	85,000	(52,987)	137,987	162	68,443	245,000	28,530	216,470	88	260,901
61130 - Services - Professional	909,745	1,007,239	(97,494)	(11)	1,042,013	3,117,053	2,940,458	176,595	6	3,934,806
61150 - Outside Svs - Other	421,134	350,899	70,234	17	356,108	1,580,269	1,430,033	150,236	10	1,354,486
61160 - Services - Custodial	2,447,420	2,200,058	247,363	10	2,744,587	9,411,399	9,113,639	297,760	3	10,493,982
61190 - Receiving & Dist Cntr Services	144,122	140,831	3,290	2	139,790	577,695	562,918	14,777	3	561,839
61990 - OH Contra	0	0	0	0	(16,847)	0	0	0	0	(619,480)
Total Contract Services	4,047,421	3,713,693	333,728	8	4,394,287	15,193,117	14,357,674	835,442	5	16,364,388
Safety and Security										
61170 - Services - Fire, Police,	580,298	566,056	14,242	2	514,135	2,333,767	2,285,382	48,385	2	2,086,734
61180 - Services - SDUPD-Harbor	1,598,463	1,584,096	14,367	1	1,591,536	6,713,545	6,347,739	365,806	5	6,374,893
61185 - Guard Services	346,674	367,606	(20,932)	(6)	308,532	1,379,822	1,536,278	(156,456)	(11)	1,256,382
61188 - Other Safety & Security Serv	195,560	124,205	71,355	36	130,631	673,230	592,979	80,250	12	583,880
Total Safety and Security	2,720,994	2,641,963	79,031	3	2,544,834	11,100,364	10,762,378	337,986	3	10,301,890
Space Rental										
62100 - Rent	849,229	851,355	(2,126)	0	850,605	3,396,917	3,398,820	(1,903)	0	3,397,812
Total Space Rental	849,229	851,355	(2,126)	0	850,605	3,396,917	3,398,820	(1,903)	0	3,397,812
Utilities										
63100 - Telephone & Other Commun	47,027	36,966	10,060	21	49,058	186,025	163,097	22,929	12	173,757
63110 - Utilities - Gas & Electr	1,065,210	1,052,928	12,282	1	1,023,301	4,693,060	4,360,723	332,337	7	4,607,897
63120 - Utilities - Water	121,453	81,059	40,394	33	107,604	511,222	467,096	44,126	9	483,382
63190 - OH Contra	0	0	0	0	(23)	0	0	0	0	(564)
Total Utilities	1,233,690	1,170,953	62,737	5	1,179,940	5,390,307	4,990,916	399,391	7	5,264,472

San Diego County Regional Airport Authority
Authority Detail Income Statement - Supplemental Schedule
For the four months ended October 31, 2019
(Unaudited)

Print Date: 11/14/2019
Print Time: 3:34:06PM
Report ID: GL0012

	Month to Date					Year to Date				
	Budget	Actual	Variance Favorable (Unfavorable)	Variance Percent	Prior Year Actual	Budget	Actual	Variance Favorable (Unfavorable)	Variance Percent	Prior Year Actual
Maintenance										
64100 - Facilities Supplies	\$59,600	\$51,268	\$8,332	14	\$39,411	\$258,800	\$283,034	\$(24,234)	(9)	\$284,274
64110 - Maintenance - Annual R	900,023	871,754	28,268	3	916,056	3,407,978	3,237,788	170,190	5	3,374,494
64124 - Maintenance-Overhead	0	0	0	0	0	0	0	0	0	35
64125 - Major Maintenance - Mat	118,322	36,067	82,255	70	123,849	705,207	529,973	175,234	25	365,195
64140 - Refuse & Hazardous Waste	41,667	58,166	(16,499)	(40)	83,818	166,667	185,835	(19,168)	(12)	259,561
Total Maintenance	1,119,611	1,017,255	102,356	9	1,163,133	4,538,651	4,236,630	302,022	7	4,283,559
Equipment and Systems										
65100 - Equipment & Systems	13,587	29,942	(16,355)	(120)	28,946	68,962	103,873	(34,911)	(51)	97,836
65101 - OH Contra	0	0	0	0	(1,965)	0	0	0	0	(1,163)
Total Equipment and Systems	13,587	29,942	(16,355)	(120)	26,981	68,962	103,873	(34,911)	(51)	96,672
Materials and Supplies										
65110 - Office & Operating Suppl	27,377	49,066	(21,689)	(79)	37,794	99,639	184,006	(84,367)	(85)	154,241
65120 - Safety Equipment & Suppl	9,141	11,868	(2,727)	(30)	20,939	33,071	40,240	(7,168)	(22)	58,175
65130 - Tools - Small	3,500	(1,341)	4,841	138	1,715	12,700	9,844	2,856	22	1,715
65199 - OH Contra	0	0	0	0	(948)	0	0	0	0	(7,572)
Total Materials and Supplies	40,019	59,594	(19,575)	(49)	59,499	145,410	234,090	(88,680)	(61)	206,558
Insurance										
67170 - Insurance - Property	74,969	58,335	16,634	22	52,678	299,874	233,339	66,535	22	210,710
67171 - Insurance - Liability	13,008	13,599	(591)	(5)	11,825	52,030	54,395	(2,365)	(5)	47,300
67172 - Insurance - Public Office	15,635	15,494	140	1	15,033	63,038	61,977	1,062	2	60,638
67173 - Insurance Miscellaneous	11,949	11,636	313	3	11,636	166,362	165,053	1,308	1	151,213
Total Insurance	115,559	99,063	16,496	14	91,172	581,304	514,764	66,540	11	469,861

San Diego County Regional Airport Authority
Authority Detail Income Statement - Supplemental Schedule
For the four months ended October 31, 2019
(Unaudited)

Print Date: 11/14/2019
Print Time: 3:34:06PM
Report ID: GL0012

	Month to Date					Year to Date				
	Budget	Actual	Variance Favorable (Unfavorable)	Variance Percent	Prior Year Actual	Budget	Actual	Variance Favorable (Unfavorable)	Variance Percent	Prior Year Actual
Employee Development and Suppo										
66120 - Awards - Service	\$10,489	\$22,901	\$(12,412)	(118)	\$6,867	\$23,269	\$30,895	\$(7,626)	(33)	\$10,750
66130 - Book & Periodicals	4,505	4,290	215	5	859	17,469	14,717	2,752	16	13,336
66220 - Permits/Certificates/Lic	1,598	260	1,338	84	20,668	67,348	8,458	58,890	87	45,837
66260 - Recruiting	1,917	2,798	(881)	(46)	4,145	12,834	14,157	(1,323)	(10)	11,185
66280 - Seminars & Training	38,871	33,686	5,185	13	5,466	161,543	130,395	31,148	19	79,922
66290 - Transportation	13,221	11,381	1,840	14	11,060	51,055	46,632	4,424	9	44,018
66299 - OH Contra	0	0	0	0	(613)	0	0	0	0	(6,884)
66305 - Travel-Employee Developm	36,247	22,299	13,948	38	30,949	101,677	101,250	427	0	80,042
66310 - Tuition	2,889	1,186	1,703	59	4,513	11,554	17,818	(6,263)	(54)	12,523
66320 - Uniforms	8,492	6,826	1,666	20	11,465	28,721	28,657	63	0	24,748
Total Employee Development and Suppo	118,228	105,626	12,601	11	95,378	475,470	392,979	82,491	17	315,477
Business Development										
66100 - Advertising	81,604	3,259	78,345	96	544,544	147,429	146,740	690	0	718,855
66110 - Allowance for Bad Debts	0	0	0	0	0	2,500	200	2,300	92	0
66200 - Memberships & Dues	61,992	60,013	1,979	3	64,879	133,294	128,903	4,391	3	125,858
66230 - Postage & Shipping	2,173	1,119	1,053	48	2,286	6,848	9,357	(2,508)	(37)	7,532
66240 - Promotional Activities	91,479	60,267	31,211	34	275,736	343,324	229,604	113,720	33	424,987
66250 - Promotional Materials	2,929	5,569	(2,640)	(90)	0	12,517	13,014	(497)	(4)	3,982
66300 - Travel-Business Developm	21,550	2,634	18,916	88	28,799	97,850	78,872	18,978	19	69,928
Total Business Development	261,726	132,861	128,865	49	916,244	743,762	606,689	137,073	18	1,351,141
Equipment Rentals and Repairs										
66140 - Computer Licenses & Agre	64,535	29,866	34,669	54	(1,489)	184,804	180,304	4,500	2	34,332
66150 - Equipment Rental/Leasing	40,129	27,459	12,670	32	35,542	118,517	93,772	24,745	21	108,617
66160 - Tenant Improvements	64,000	57,005	6,995	11	63,902	281,000	319,063	(38,063)	(14)	279,342
66270 - Repairs - Office Equipme	247,141	136,847	110,293	45	205,934	730,585	569,604	160,981	22	782,112
66279 - OH Contra	0	0	0	0	(9,323)	0	0	0	0	(121,690)
Total Equipment Rentals and Repairs	415,805	251,178	164,626	40	294,566	1,314,906	1,162,743	152,163	12	1,082,713
Total Non-Personnel Expenses	10,935,868	10,073,483	862,385	8	11,616,639	42,949,171	40,761,557	2,187,614	5	43,134,544
Total Departmental Expenses before	14,948,585	13,961,921	986,664	7	15,143,494	59,500,065	56,727,276	2,772,789	5	57,944,989

San Diego County Regional Airport Authority
Authority Detail Income Statement - Supplemental Schedule
For the four months ended October 31, 2019
(Unaudited)

Print Date: 11/14/2019
Print Time: 3:34:06PM
Report ID: GL0012

	Month to Date					Year to Date				
	Budget	Actual	Variance Favorable (Unfavorable)	Variance Percent	Prior Year Actual	Budget	Actual	Variance Favorable (Unfavorable)	Variance Percent	Prior Year Actual
Depreciation and Amortization										
69110 - Depreciation Expense	\$10,340,609	\$10,340,609	\$0	0	\$9,227,030	\$41,467,049	\$41,467,049	\$0	0	\$37,008,291
Total Depreciation and Amortization	10,340,609	10,340,609	0	0	9,227,030	41,467,049	41,467,049	0	0	37,008,291
Non-Operating Revenue/(Expense)										
Passenger Facility Charges										
71110 - Passenger Facility Charg	3,990,709	4,247,501	256,792	6	3,902,207	16,271,926	16,811,435	539,508	3	15,865,281
Total Passenger Facility Charges	3,990,709	4,247,501	256,792	6	3,902,207	16,271,926	16,811,435	539,508	3	15,865,281
Customer Facility Charges										
71120 - Customer facility charges (Con	3,530,227	3,714,445	184,218	5	3,460,852	14,643,075	14,905,505	262,431	2	14,596,655
Total Customer Facility Charges	3,530,227	3,714,445	184,218	5	3,460,852	14,643,075	14,905,505	262,431	2	14,596,655
Quieter Home Program										
71212 - Quieter Home - Labor	(45,850)	(28,232)	17,618	38	(27,223)	(183,400)	(107,404)	75,996	41	(118,162)
71213 - Quieter Home - Burden	0	(14,632)	(14,632)	0	(13,463)	0	(51,285)	(51,285)	0	(54,697)
71214 - Quieter Home - Overhead	0	(13,004)	(13,004)	0	(12,846)	0	(41,052)	(41,052)	0	(55,098)
71215 - Quieter Home - Material	(1,048,274)	(1,679,082)	(630,808)	(60)	(1,333,939)	(4,710,416)	(6,133,123)	(1,422,707)	(30)	(4,172,994)
71216 - Quieter Home Program	875,299	1,428,769	553,470	63	885,456	3,915,053	5,014,862	1,099,809	28	3,292,507
71224 - Joint Studies Overhead	0	0	0	0	0	0	0	0	0	(149)
71225 - Joint Studies - Material	0	0	0	0	0	0	0	0	0	(192)
71226 - Contractor Overhead	0	0	0	0	0	0	0	0	0	192
Total Quieter Home Program	(218,825)	(306,181)	(87,357)	(40)	(502,015)	(978,763)	(1,318,002)	(339,239)	(35)	(1,108,593)
Interest Income										
71310 - Interest - Investments	1,315,999	979,955	(336,045)	(26)	803,512	5,043,017	3,929,590	(1,113,427)	(22)	2,959,365
71340 - Interest - Note Receivab	144,107	144,107	0	0	153,122	576,350	576,350	0	0	611,873
71350 - Interest - Other	0	0	0	0	0	0	(1,284)	(1,284)	0	(1,559)
71361 - Interest Income - 2010 Bonds	0	95,672	95,672	0	94,239	0	420,610	420,610	0	459,813
71363 - Interest Income - 2013 Bonds	0	68,176	68,176	0	62,193	0	294,007	294,007	0	269,455
71364 - Interest Income - 2017 Bond A	0	100,349	100,349	0	74,266	0	451,933	451,933	0	663,741
71365 - Interest Income - 2014 Bond A	0	63,786	63,786	0	59,150	0	287,572	287,572	0	290,004
Total Interest Income	1,460,106	1,452,045	(8,061)	(1)	1,246,482	5,619,367	5,958,778	339,411	6	5,252,692
Interest income BAB's rebate										
71362 - BAB Interest rebate	388,849	390,515	1,665	0	388,849	1,555,397	1,562,058	6,661	0	1,555,397
Total Interest income BAB's rebate	388,849	390,515	1,665	0	388,849	1,555,397	1,562,058	6,661	0	1,555,397

San Diego County Regional Airport Authority
Authority Detail Income Statement - Supplemental Schedule
For the four months ended October 31, 2019
(Unaudited)

Print Date: 11/14/2019
Print Time: 3:34:06PM
Report ID: GL0012

	Month to Date					Year to Date				
	Budget	Actual	Variance Favorable (Unfavorable)	Variance Percent	Prior Year Actual	Budget	Actual	Variance Favorable (Unfavorable)	Variance Percent	Prior Year Actual
Interest Expense										
71411 - Interest Expense- 2010 Bonds	\$(2,439,900)	\$(2,439,900)	\$0	0	\$(2,481,737)	\$(9,759,599)	\$(9,759,599)	\$0	0	\$(9,926,949)
71412 - Interest Expense 2013 Bonds	(1,506,779)	(1,506,779)	0	0	(1,514,513)	(6,027,117)	(6,027,117)	0	0	(6,058,050)
71413 - Interest Expense 2014 Bond A	(1,335,732)	(1,335,732)	0	0	(1,349,970)	(5,342,930)	(5,342,930)	0	0	(5,399,882)
71414 - Interest Expense 2017 Bond A	(1,174,208)	(1,174,208)	0	0	(1,192,792)	(4,696,833)	(4,696,833)	0	0	(4,771,167)
71420 - Interest Expense-Variable Debt	(321,215)	(81,721)	239,494	75	(43,419)	(1,060,022)	(256,700)	803,322	76	(163,616)
71430 - LOC Fees - C/P	(6,005)	(35,102)	(29,097)	(485)	(27,083)	(24,020)	(162,174)	(138,153)	(575)	(164,084)
71451 - Program Fees - Variable Debt	(417)	0	417	100	0	(1,667)	0	1,667	100	0
71460 - Interest Expense - Other	0	(39,605)	(39,605)	0	(3,620)	0	(48,805)	(48,805)	0	(4,820)
71461 - Interest Expense - Cap Leases	(51,086)	(51,086)	0	0	(53,004)	(205,337)	(205,337)	0	0	(212,923)
Total Interest Expense	(6,835,342)	(6,664,133)	171,209	3	(6,666,138)	(27,117,525)	(26,499,495)	618,031	2	(26,701,492)
Amortization										
69210 - Amortization - Premium	465,266	465,266	0	0	479,094	1,863,425	1,863,425	0	0	1,918,495
Total Amortization	465,266	465,266	0	0	479,094	1,863,425	1,863,425	0	0	1,918,495
Other Non-Operating Income (Expense)										
71520 - Fixed Asset Disposal-Gain	0	4,000	4,000	0	0	0	4,000	4,000	0	0
71530 - Gain/Loss On Investments	0	197,532	197,532	0	(257,057)	0	2,147,389	2,147,389	0	(579,510)
71540 - Discounts Earned	0	0	0	0	0	0	2,050	2,050	0	2,313
71610 - Legal Settlement Expense	0	0	0	0	0	0	(10,000)	(10,000)	0	0
71620 - Other non-operating revenue (e	0	10,000	10,000	0	4,424	0	76,548	76,548	0	10,756
71630 - Other Non-Operating Expe	0	0	0	0	0	0	0	0	0	0
73300 - DMJM and Auth OH Clearin	0	0	0	0	0	0	24,334	24,334	0	0
Total Other Non-Operating Income (Expense)	0	211,532	211,532	0	(252,633)	0	2,244,320	2,244,320	0	(566,442)
Total Non-Operating Revenue/(Expense)	2,780,990	3,510,988	729,998	26	(2,056,698)	11,856,902	15,528,025	3,671,123	31	(10,811,994)
Capital Grant Contribution										
72100 - AIP Grants	158,625	534,965	376,340	237	896,982	783,373	882,077	98,704	13	1,945,377
Total Capital Grant Contribution	158,625	534,965	376,340	237	896,982	783,373	882,077	98,704	13	1,945,377
Total Expenses Net of Non-Operating Revenue/ (Expense)	22,349,580	20,256,577	2,093,003	9	21,416,843	88,326,839	81,784,223	6,542,615	7	82,195,908
Net Income/(Loss)	6,389,449	9,072,191	2,682,742	42	3,950,503	28,890,335	38,488,437	9,598,103	33	18,971,300

San Diego County Regional Airport Authority
Authority Detail Income Statement - Supplemental Schedule
For the four months ended October 31, 2019
(Unaudited)

Print Date: 11/14/2019
Print Time: 3:34:06PM
Report ID: GL0012

	Month to Date					Year to Date				
	Budget	Actual	Variance Favorable (Unfavorable)	Variance Percent	Prior Year Actual	Budget	Actual	Variance Favorable (Unfavorable)	Variance Percent	Prior Year Actual
Equipment Outlay										
73200 - Equipment Outlay Expendi	\$(195,333)	\$(133,023)	\$62,310	32	\$(44,741)	\$(477,333)	\$(167,535)	\$309,798	65	\$(56,490)
73299 - Capitalized Equipment Co	0	133,023	133,023	0	44,741	0	167,535	167,535	0	56,490
Total Equipment Outlay	(195,333)	0	195,333	100	0	(477,333)	0	477,333	100	0

Review of the Unaudited Financial Statements for the Four Months Ended October 31, 2019 and 2018



SAN DIEGO
INTERNATIONAL AIRPORT

LET'S **GO.**

Presented by:

Scott Brickner

Chief Financial Officer

Kathy Kiefer

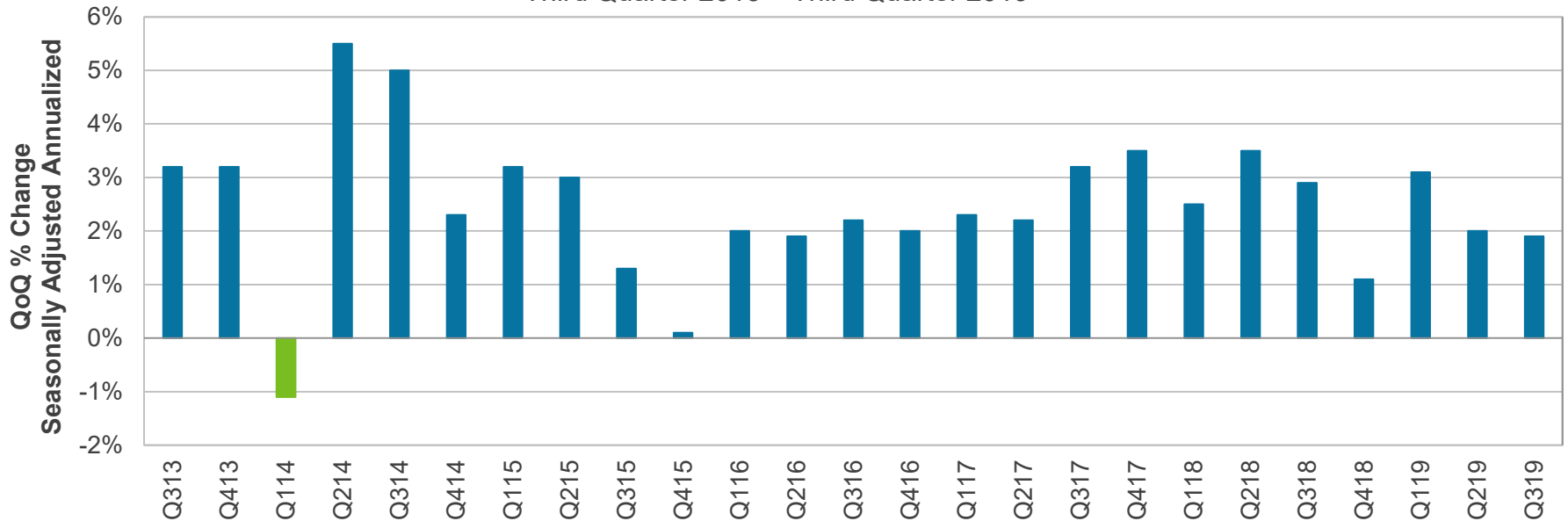
Senior Director, Finance, Accounting, & Airline Relations

November 25, 2019

Third Quarter GDP

GDP growth was stronger than expected in the third quarter, up 1.9% on an annualized rate versus expectations of 1.7%, according to the advance estimate. Growth was fueled by consumer spending which contributed 1.9% to GDP in the quarter, while gross private domestic investment and exports were a drag on the economy. Although the pace of GDP growth was slightly stronger than expected in the third quarter, it still represents a slowdown from the first half of the year (3.1% in Q1 and 2.0% growth in Q2) and the consensus estimate for the current quarter signals a further slowdown to 1.7% growth. The consensus forecast calls for GDP growth of 1.8% in 2020 versus 2.3% in 2019 and 2.9% in 2018.

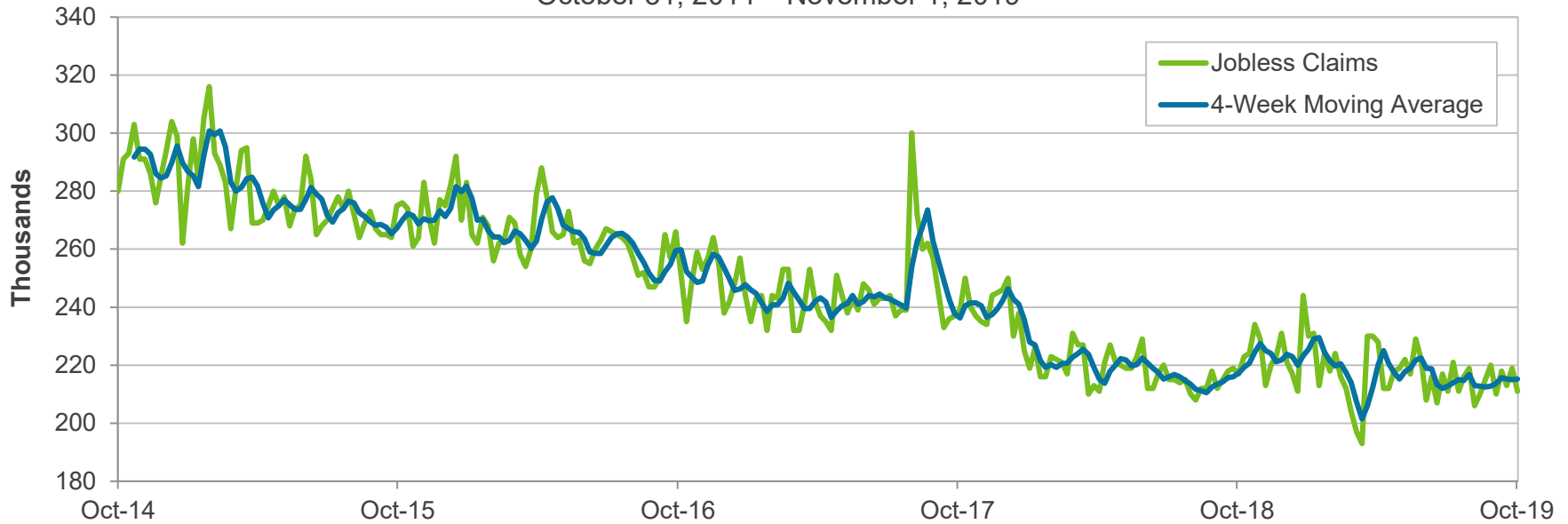
U.S. Gross Domestic Product (QoQ)
Third Quarter 2013 – Third Quarter 2019



Initial Claims For Unemployment

For the week ending November 7, initial jobless claims declined by 8,000 to 211,000. The 4-week moving average increased by 250 to 215,250. Initial jobless claims remain low and are consistent with a strong labor market.

Initial Jobless Claims and 4-Week Moving Average
October 31, 2014 – November 1, 2019



Consumer Price Index

The Consumer Price Index (CPI) was up 1.7% year-over-year in September, unchanged from August. Core CPI (CPI less food and energy) was up 2.4% year-over-year in September, also unchanged from August. Overall, inflationary pressures remain subdued.

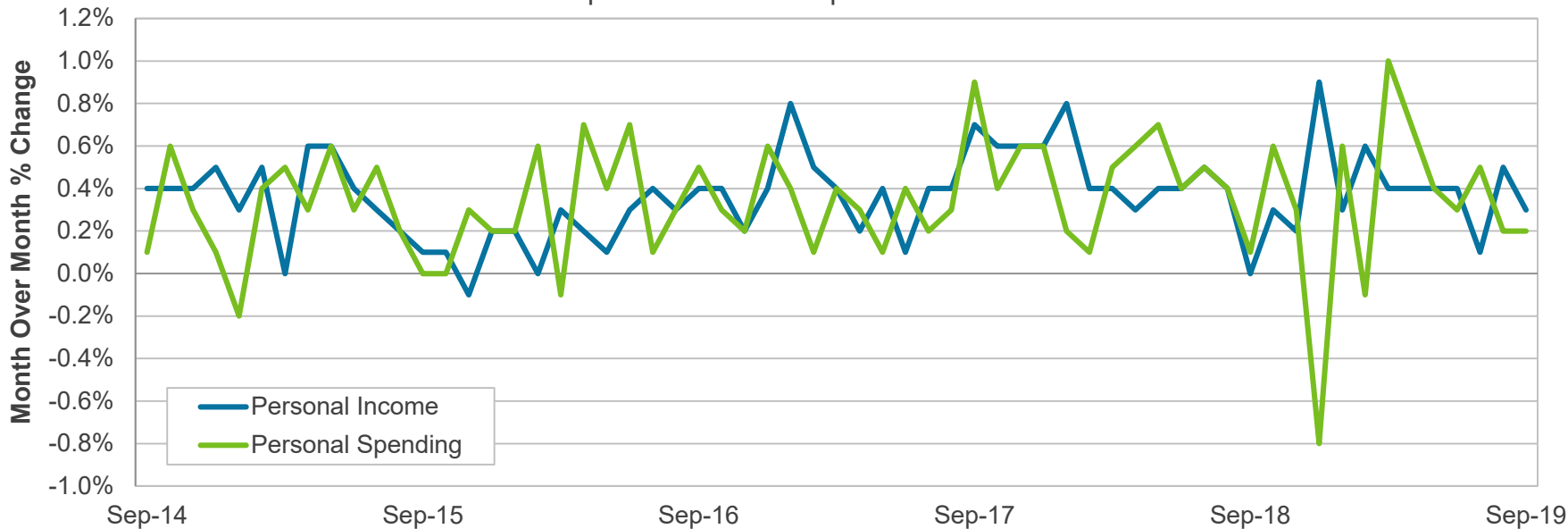
Consumer Price Index (YoY%)
September 2014 – September 2019



Personal Income and Spending

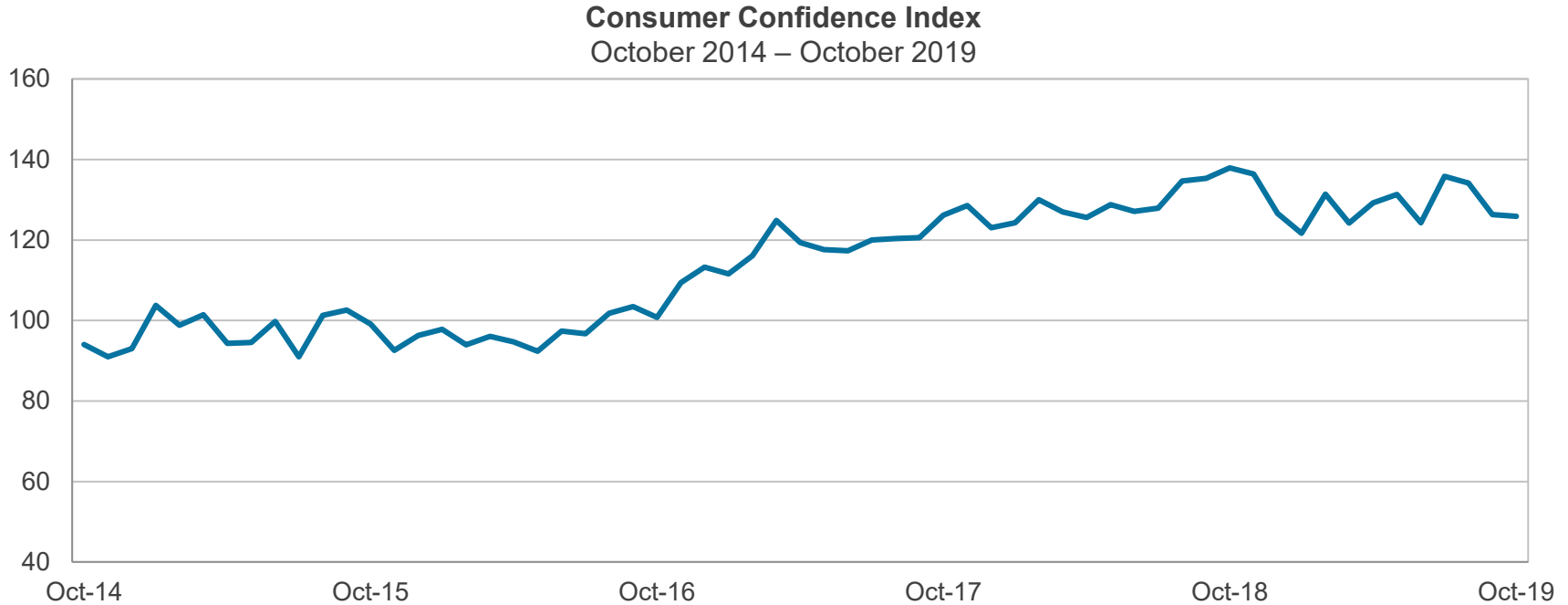
Personal income rose by 0.3% in September (in line with expectations), following a 0.5% increase in August. Consumer spending increased 0.2% in September (also in line with expectations), following growth of 0.2% in August.

Personal Income and Spending (MoM%)
September 2014 – September 2019



Consumer Confidence Index

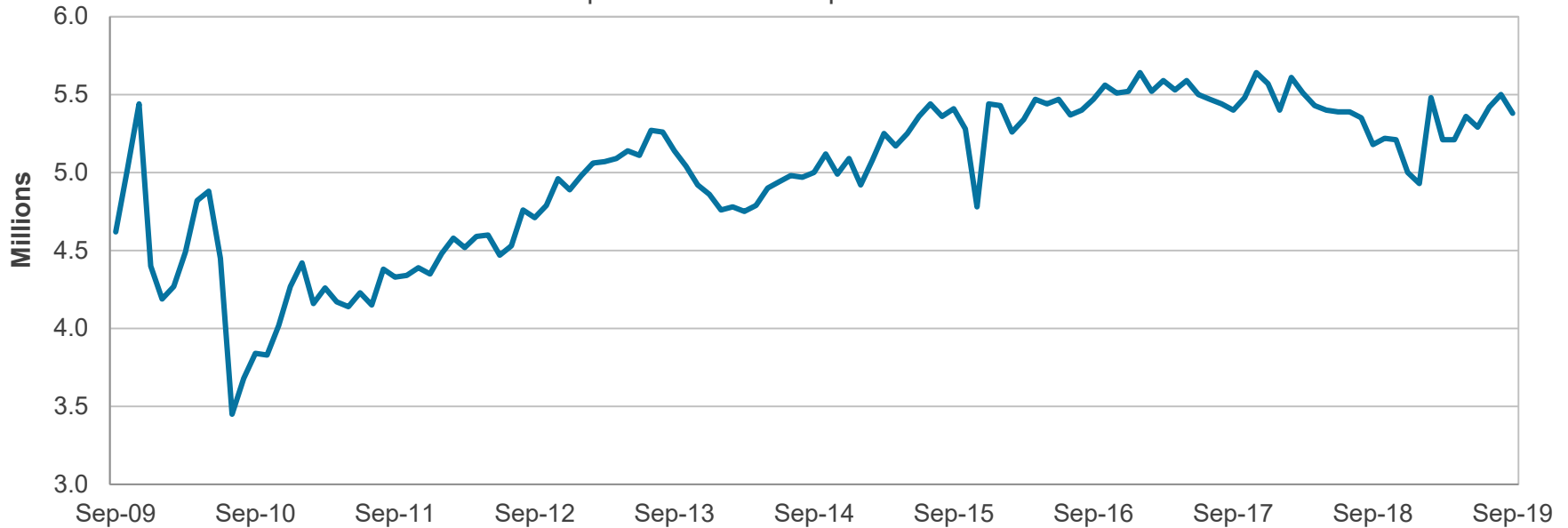
The Consumer Confidence Index declined slightly to 125.9 in October from 126.3 in September. Nevertheless, the index remains at a strong level.



Existing Home Sales

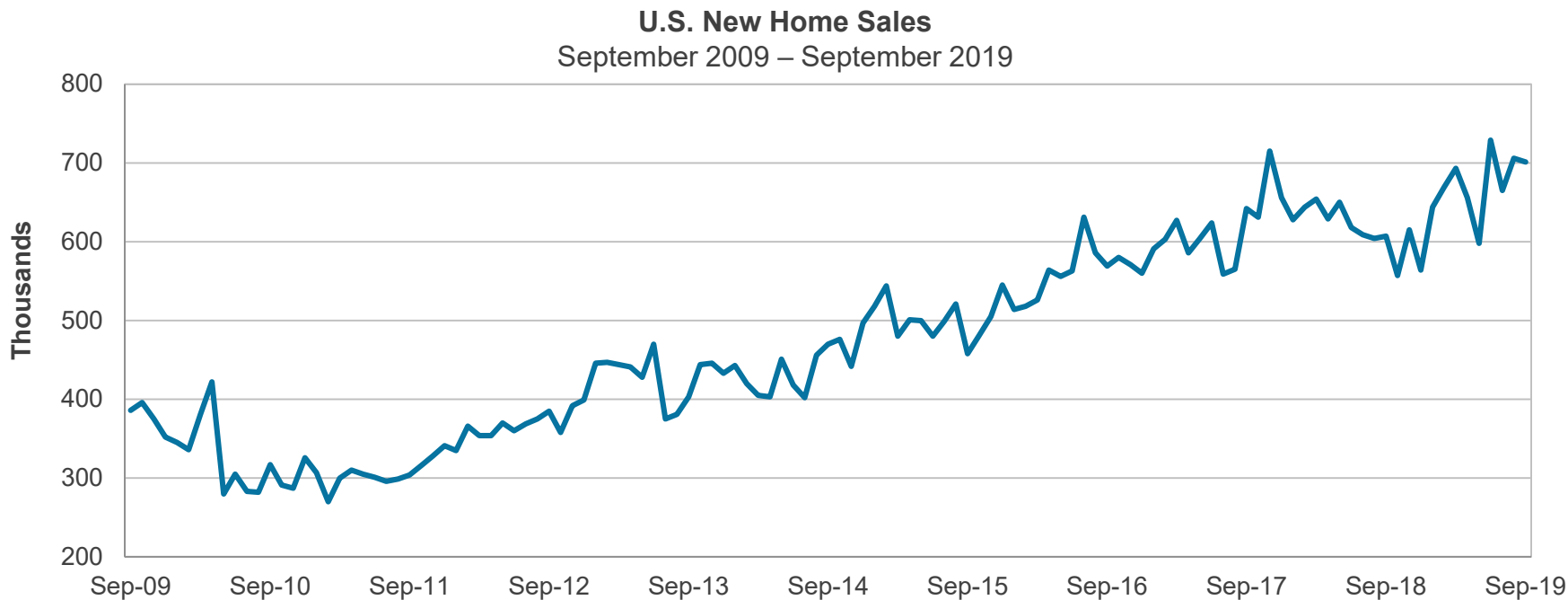
Existing home sales fell 2.2% in September to a seasonally adjusted rate of 5.380 million units (lower than expected), following a 1.5% increase in August. On a year-over-year basis, sales of existing homes were up 3.9% in September. The underlying trend suggests that housing momentum has picked up modestly.

U.S. Existing Home Sales (MoM)
September 2009 – September 2019



New Home Sales

New home sales fell 0.7% in September to an annualized rate of 701,000 units, following a strong gain in August. The trailing 3-month average shows accelerating momentum. Overall, we believe the housing market is benefiting from lower mortgage rates and increased affordability.



Crude Oil Prices

U.S. West Texas Intermediate (WTI) crude settled at \$56.80 per barrel on November 12, above its one month average of \$55.39 and its one year average of \$55.97. Oil prices have modestly increased over the past month largely due to increased optimism regarding global trade.

West Texas Intermediate Oil Price Per Barrel (WTI Spot)
November 12, 2014 – November 12, 2019



Jet Fuel Prices

Jet fuel (U.S. Gulf Coast Spot) closed at \$1.803 per gallon on November 12, which was below its one month average of \$1.843 and its one year average of \$1.863.

U.S. Gulf Coast 54 Grade Jet Fuel Spot Price
November 12, 2014 – November 12, 2019



U.S. Equity Markets

Year-over-year, the DJIA and S&P 500 indices are up 9.1% and 13.4%, respectively. Uncertainty about trade, Brexit, and central bank policy have fueled financial market volatility this year but the overall trajectory for equities has been positive.

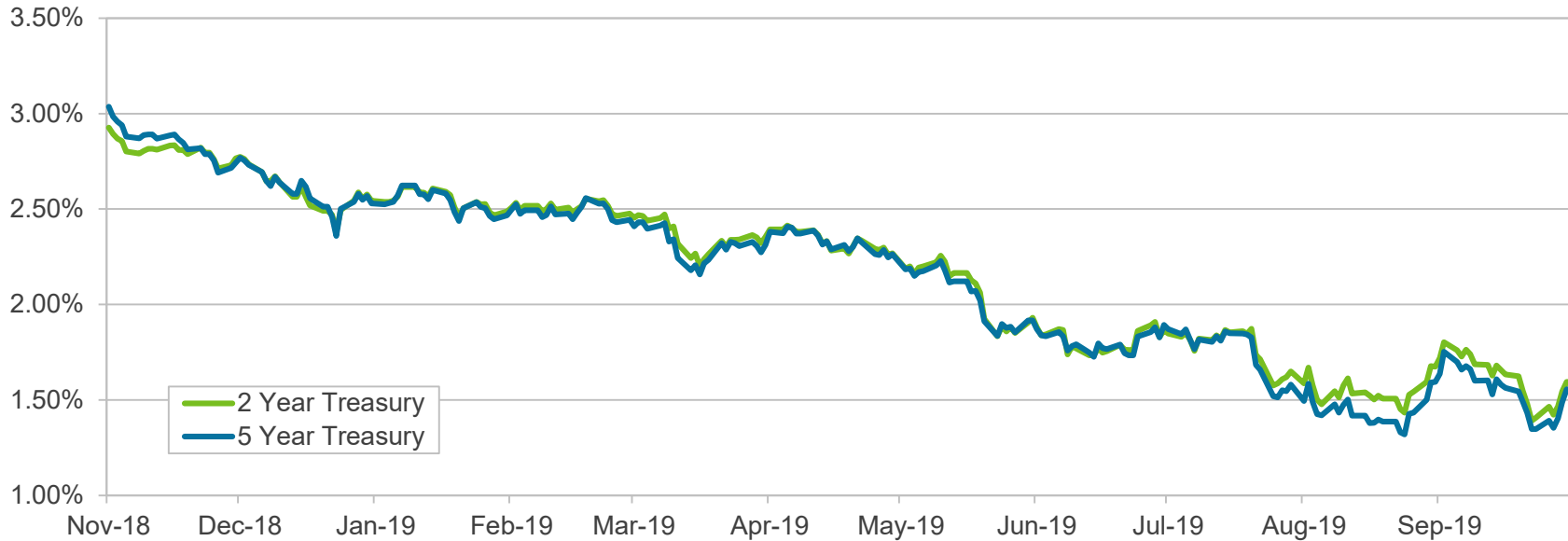
Dow Jones Industrial Average (DJIA) and S&P 500 Indices
November 12, 2014 – November 12, 2019



Treasury Yield History

The Treasury yield curve has begun to normalize and is now upward sloping. The yield on 5-year Treasuries is now about 8 basis points higher than the yield on 2-year Treasuries. One month ago, the yield on 5-year Treasuries was about eight basis points below the yield on 2-year Treasuries. We believe fed funds rate cuts and increased optimism regarding trade and global inflation expectations has helped to normalize the Treasury yield curve.

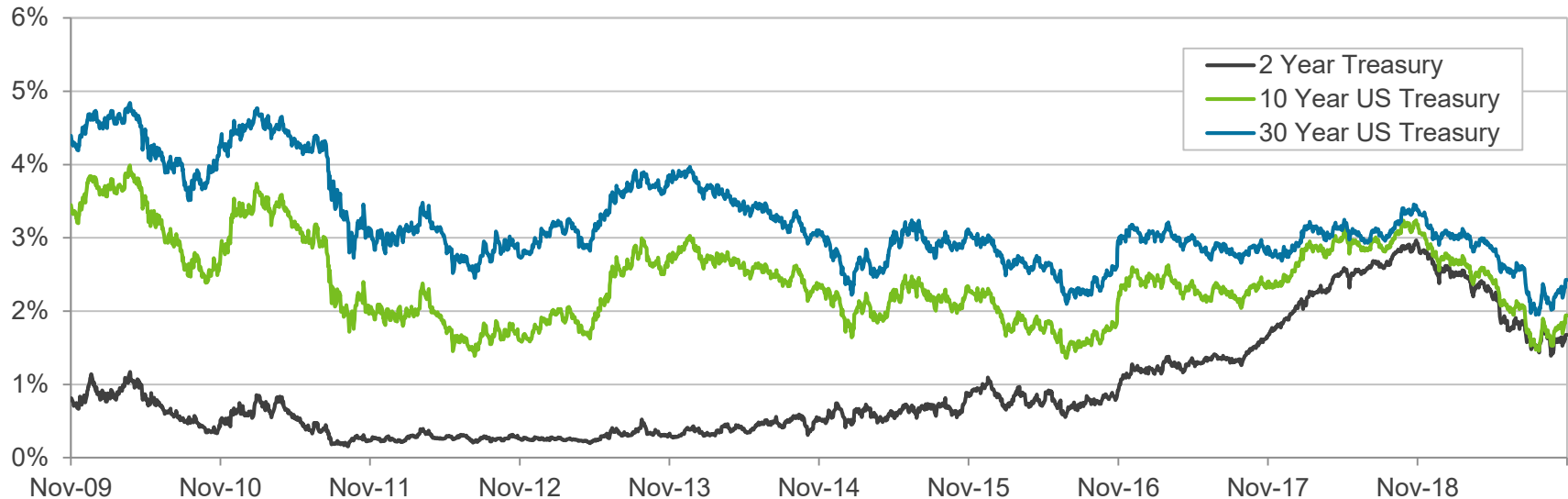
2- and 5-year U.S. Treasury Yields
November 12, 2018 – November 11, 2019



Treasury Yield History

Year-over-year, the yield on 3-month T-bills is down about 78 basis points, the yield on 2-year Treasuries is down 126 basis points, the yield on 5-year Treasuries is down 130 basis points, and the yield on 10-year Treasuries is down 125 basis points. The decline in yields was driven in large part by declining global inflation expectations as well as fed funds rate cuts.

2-, 10- and 30-year U.S. Treasury Yields
November 12, 2009 – November 13, 2019

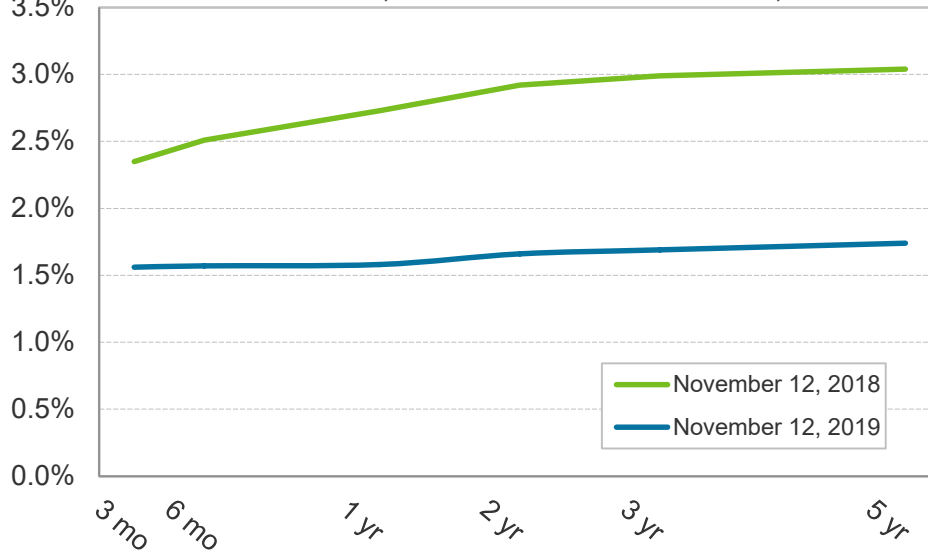


U.S. Treasury Yield Curve

Year-over-year, the shape of the yield curve has changed significantly. At this time last year the yield curve was partially inverted. The inversion became even more pronounced earlier this year. However, within the last week the yield curve has begun to normalize and is now upward sloping. The yield on 10-year Treasuries is back above the yields on 3-month T-bills, as well as 2- and 5-year Treasuries. The Fed has cut the fed funds target rate by a total of 75 basis points this year.

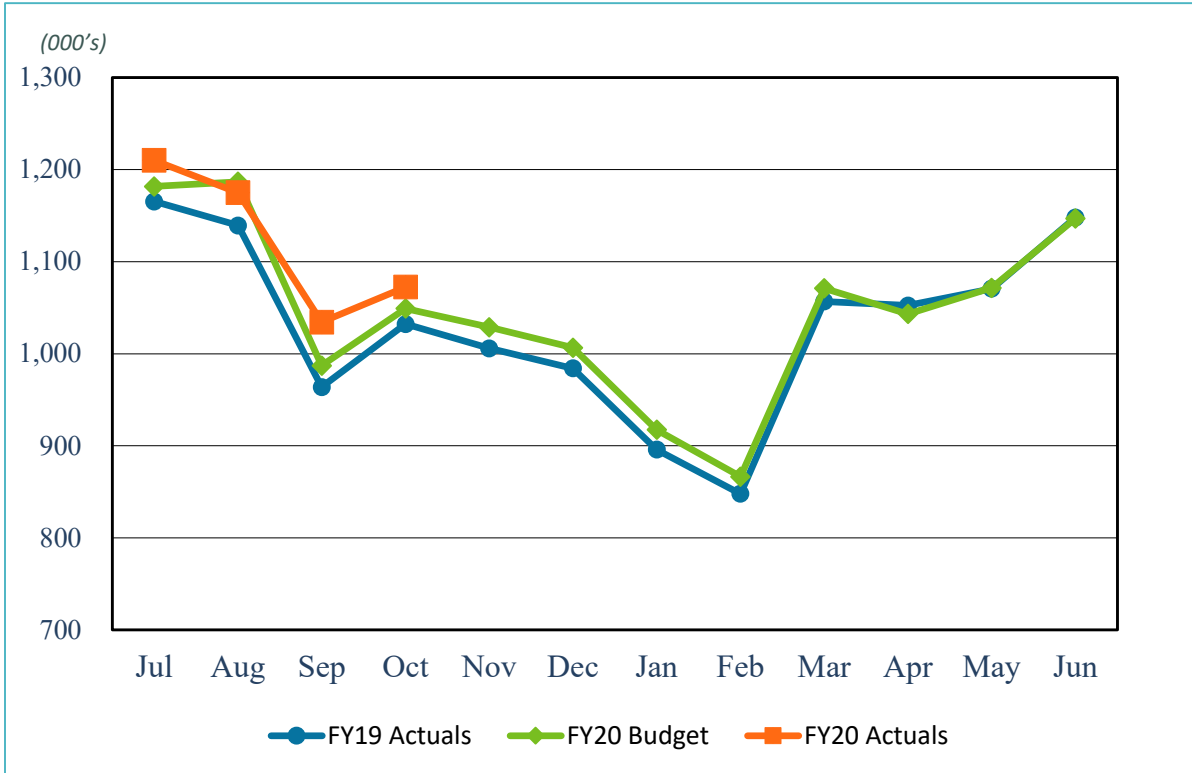
U.S. Treasury Yield Curve

November 12, 2018 versus November 12, 2019



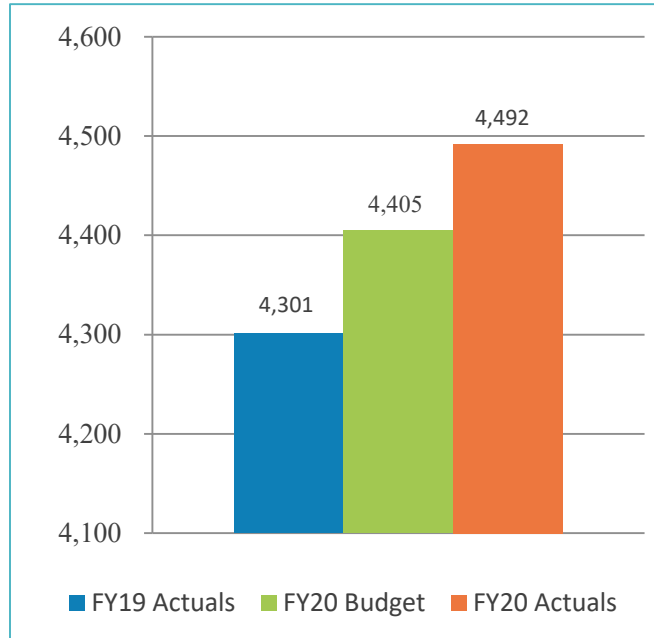
	11/12/18	11/12/19	Change
3-Mo.	2.35%	1.56%	(0.79%)
6-Mo.	2.51%	1.57%	(0.94%)
1-Yr.	2.73%	1.58%	(1.15%)
2-Yr.	2.92%	1.66%	(1.26%)
3-Yr.	2.99%	1.69%	(1.30%)
5-Yr.	3.04%	1.74%	(1.30%)
10-Yr.	3.18%	1.94%	(1.24%)
30-Yr.	3.38%	2.42%	(0.96%)

Enplanements

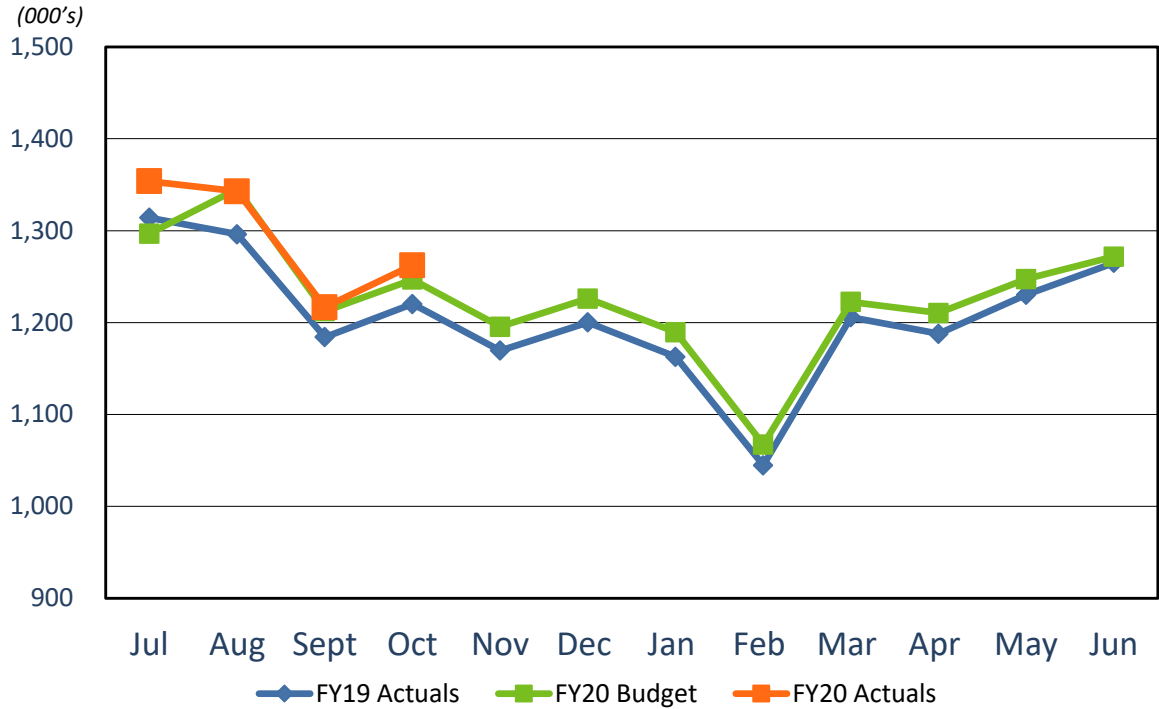


FY20 YTD Act Vs.
FY19 YTD Act
4.4%

FY20 YTD Act Vs.
FY20 YTD Budget
2.0%

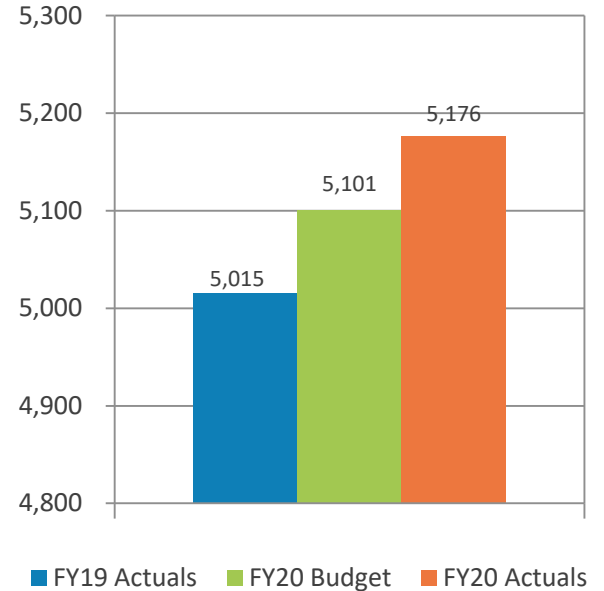


Gross Landing Weight Units (000 lbs)



FY20 YTD Act Vs.
FY19 YTD Act
3.2%

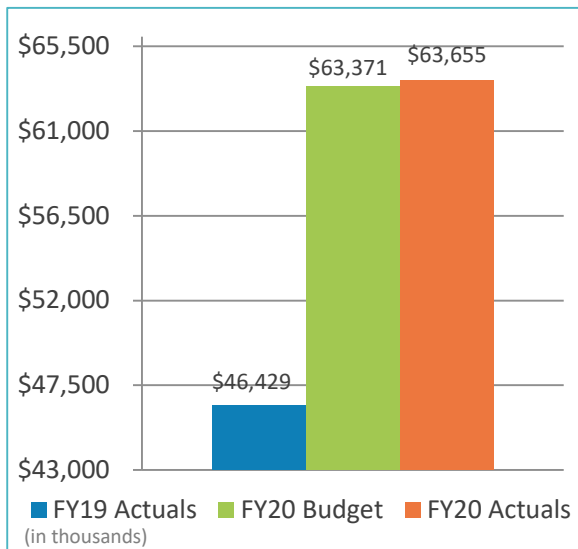
FY20 YTD Act Vs.
FY20 YTD Budget
1.5%



Operating Revenue (Unaudited)

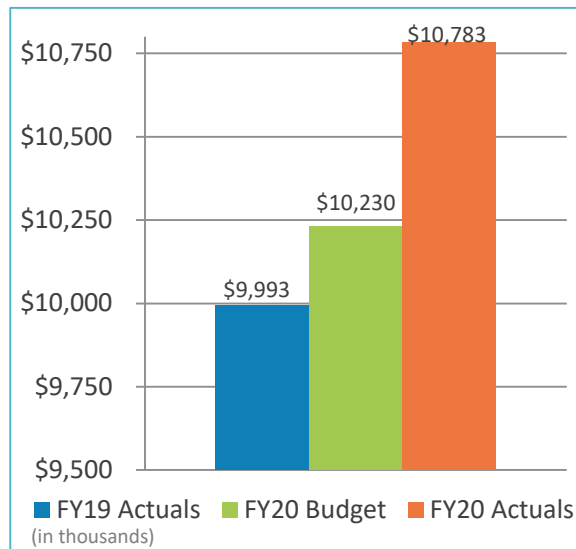
Aviation

FY20 YTD Act Vs. FY19 YTD Act 37.1%	FY20 YTD Act Vs. FY20 YTD Budget 0.4%
---	---



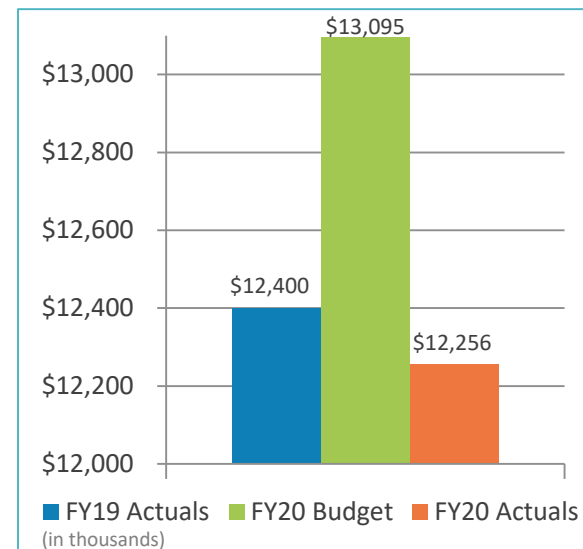
Terminal Concessions

FY20 YTD Act Vs. FY19 YTD Act 7.9%	FY20 YTD Act Vs. FY20 YTD Budget 5.4%
--	---



Rental Car

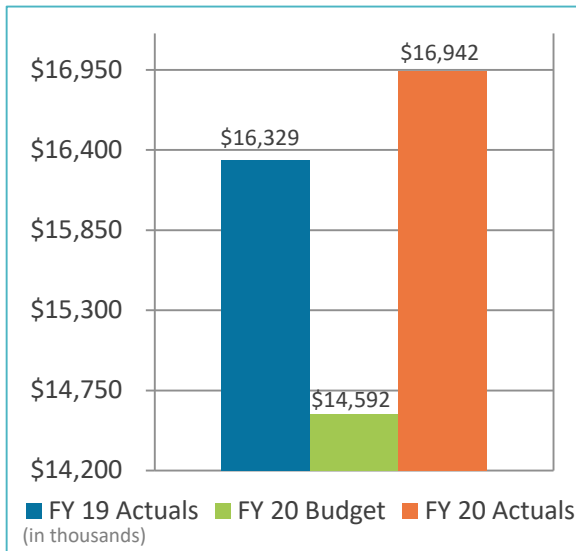
FY20 YTD Act Vs. FY19 YTD Act -1.2%	FY20 YTD Act Vs. FY20 YTD Budget -6.4%
---	--



Operating Revenue (Unaudited)

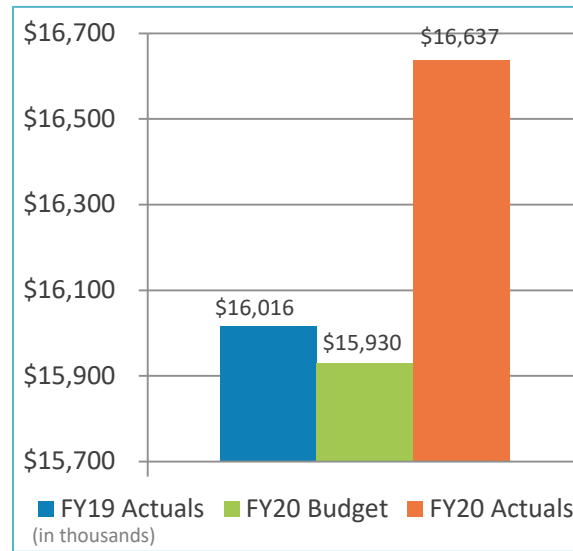
Parking Revenue

FY20 YTD Act Vs. FY19 YTD Act 3.8%	FY20 YTD Act Vs. FY20 YTD Budget 16.1%
--	--

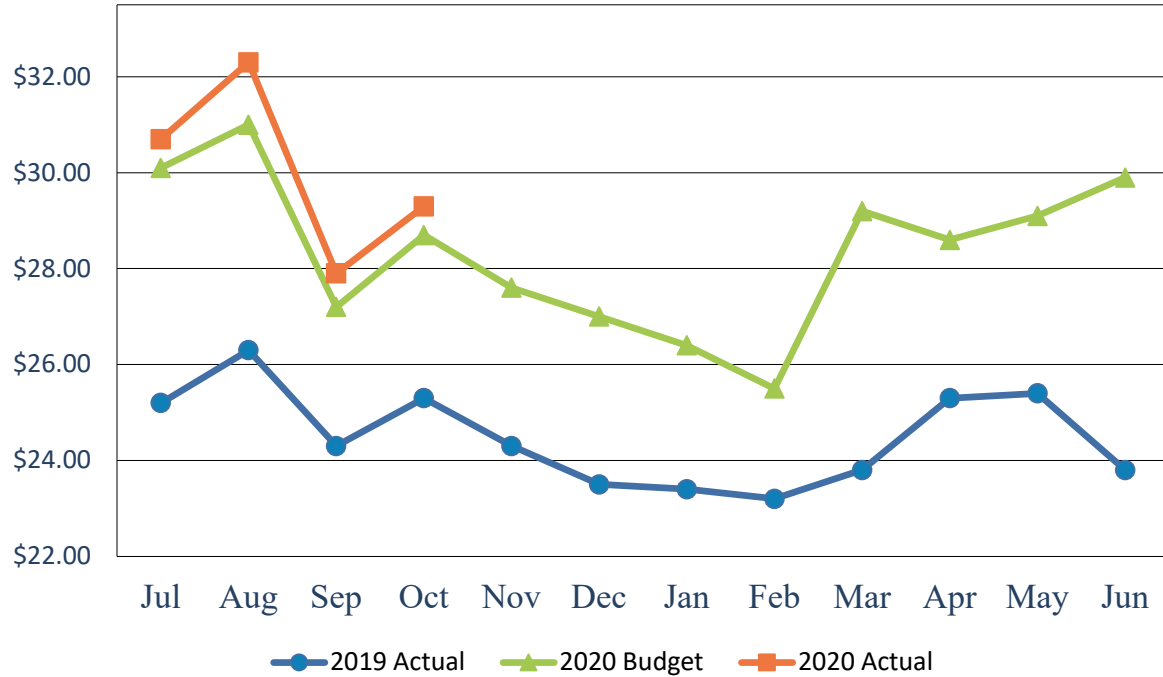


Other

FY20 YTD Act Vs. FY19 YTD Act 3.9%	FY20 YTD Act Vs. FY20 YTD Budget 4.4%
--	---



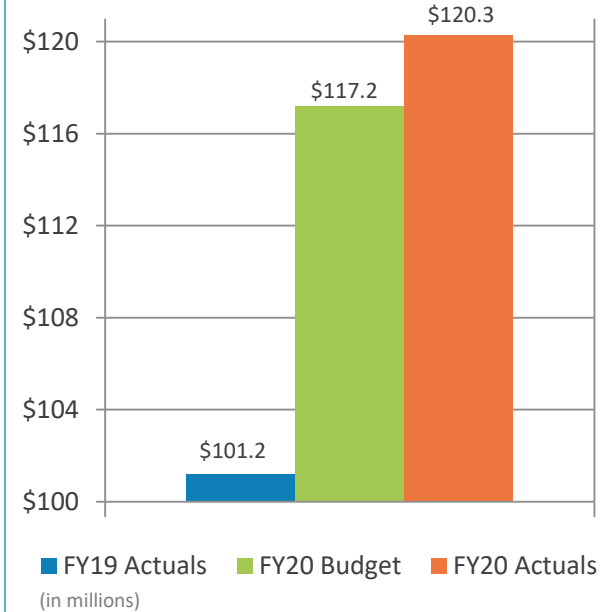
Total Operating Revenue (Unaudited)



(in millions)

FY20 YTD Act Vs.
FY19 YTD Act
18.9%

FY20 YTD Act Vs.
FY20 YTD Budget
2.6%



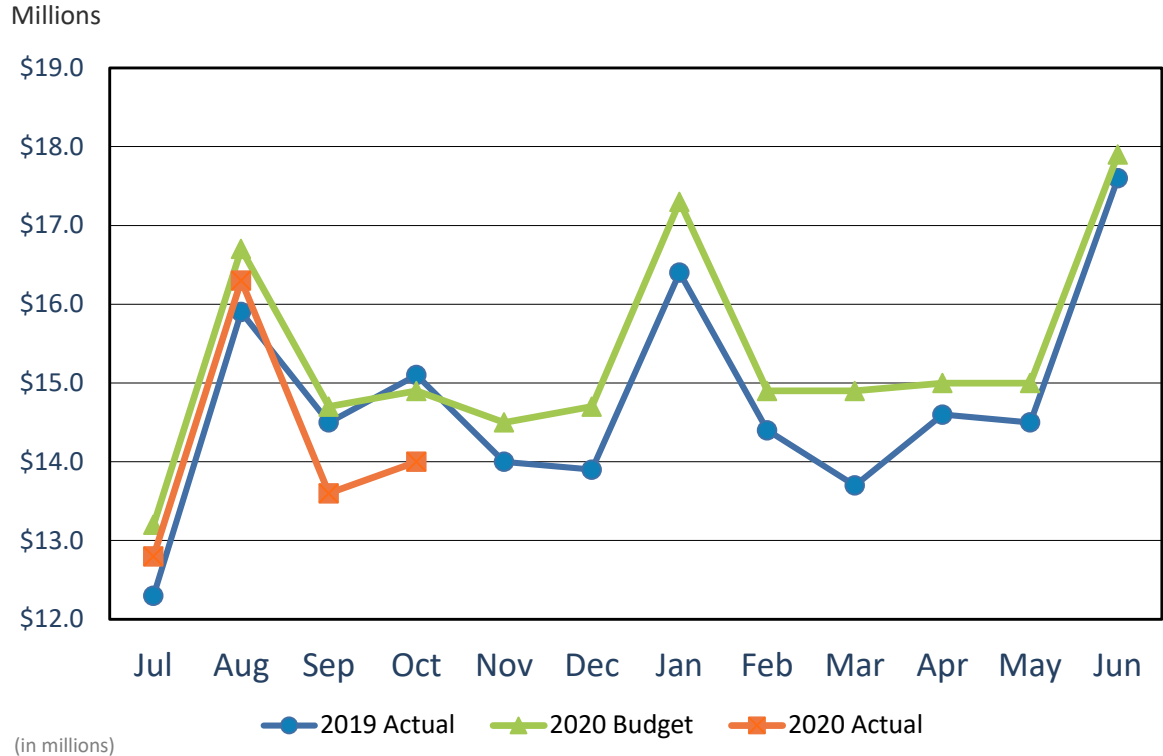
(in millions)

Operating Revenues

for the Four Months Ended October 31, 2019 (Unaudited)

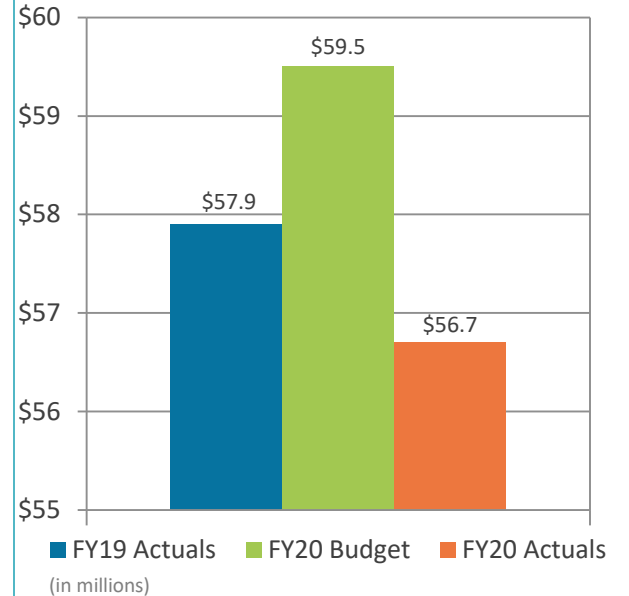
(In thousands)	Budget	Actual	Variance Favorable (Unfavorable)	% Change	Prior Year
Aviation	\$ 63,371	\$ 63,655	\$ 284	-	\$ 46,429
Terminal concessions	10,230	10,783	553	5%	9,993
Rental car	13,095	12,256	(838)	(6)%	12,400
Parking	14,592	16,942	2,350	16%	16,329
Other operating	15,930	16,637	707	4%	16,016
Total operating revenues	\$ 117,218	\$ 120,273	\$ 3,055	3%	\$ 101,167

Total Operating Expenses (Unaudited)



FY20 YTD Act Vs.
FY19 YTD Act
2.1%

FY20 YTD Act Vs.
FY20 YTD Budget
4.7%



Operating Expenses

for the Four Months Ended October 31, 2019 (Unaudited)

(In thousands)	Budget	Actual	Variance Favorable (Unfavorable)	% Change	Prior Year
Salaries and benefits	\$ 16,551	\$ 15,966	\$ 585	4%	\$ 14,810
Contractual services	15,193	14,358	835	5%	16,364
Safety and security	11,100	10,762	338	3%	10,302
Space rental	3,397	3,399	(2)	-	3,398
Utilities	5,390	4,991	399	7%	5,264
Maintenance	4,539	4,237	302	7%	4,284
Equipment and systems	69	104	(35)	(51)%	97
Materials and supplies	145	234	(89)	(61)%	207
Insurance	581	515	66	11%	470
Employee development and support	475	393	82	17%	315
Business development	744	607	137	18%	1,351
Equipment rental and repairs	1,315	1,163	152	12%	1,083
Total operating expenses	\$ 59,499	\$ 56,729	\$ 2,770	5%	\$ 57,945


Net Operating Income (Loss) Summary

for the Four Months Ended October 31, 2019 (Unaudited)

(In thousands)	Budget	Actual	Variance Favorable (Unfavorable)	%	Prior Year
Total operating revenues	\$ 117,218	\$ 120,273	\$ 3,055	3%	\$ 101,167
Total operating expenses	59,499	56,729	2,770	5%	57,945
Income from operations	57,719	63,544	5,825	10%	43,222
Depreciation	41,467	41,467	-	-	37,008
Operating income (loss)	\$ 16,252	\$ 22,077	\$ 5,825	36%	\$ 6,214

Nonoperating Revenues & Expenses for the Four Months Ended October 31, 2019 (Unaudited)

(In thousands)	Budget	Actual	Variance Favorable (Unfavorable)	% Change	Prior Year
Passenger facility charges	\$ 16,272	\$ 16,811	\$ 539	3%	\$ 15,865
Customer facility charges (Rental Car Center)	14,643	14,906	263	2%	14,597
Quieter Home Program, net	(979)	(1,318)	(339)	35%	(1,109)
Interest income	5,619	5,959	340	6%	5,253
Interest expense (net)	(23,699)	(23,074)	625	(3)%	(23,228)
Other nonoperating revenue (expense)	-	2,244	2,244	-	(566)
Nonoperating revenue, net	11,856	15,528	3,672	31%	10,812
Change in net position before grant contributions	28,108	37,605	9,497	34%	17,026
Capital grant contributions	783	882	99	13%	1,945
Change in net position	\$ 28,891	38,487	\$ 9,596	33%	\$ 18,971



**Statements of Net Position (Unaudited)
October 31, 2019 and 2018**

Statements of Net Position (Unaudited)

As of October 31, 2019 and 2018

(In Thousands)

	<u>2019</u>	<u>2018</u>
Assets and Deferred Outflows of Resources		
Current assets	\$ 177,662	\$ 126,370
Cash designated for capital projects and other	22,232	40,839
Restricted assets	404,296	467,563
Capital assets, net	1,730,164	1,705,789
Other assets	266,732	195,017
Deferred outflows of resources	30,461	23,941
Total assets and deferred outflows of resources	\$ 2,631,547	\$ 2,559,519

Statements of Net Position (Unaudited)

As of October 31, 2019 and 2018

(In Thousands)

	<u>2019</u>	<u>2018</u>
Liabilities and Deferred Inflows of Resources		
Current liabilities	\$ 74,648	\$ 66,921
Liabilities payable from restricted assets	89,371	43,301
Long term liabilities	1,568,776	1,616,173
Deferred inflows of resources	6,961	4,228
Total liabilities and deferred inflows of resources	<u>\$ 1,739,756</u>	<u>\$ 1,730,623</u>
Total net position	<u>\$ 891,791</u>	<u>\$ 828,895</u>



Questions?



SAN DIEGO
INTERNATIONAL AIRPORT
LET'S **GO.**

Investment Report

Period Ending
October 31, 2019

Presented by: Geoff Bryant
Manager Airport Finance

November 25, 2019



Section 1

Account Profile

Certification Page

This report is prepared for the San Diego County Regional Airport Authority (the “Authority”) in accordance with California Government Code Section 53646, which states that “the treasurer or chief fiscal officer may render a quarterly report to the chief executive officer, the internal auditor, and the legislative body of the local agency within 30 days following the end of the quarter covered by the report.”

The investment report was compiled in compliance with California Government Code 53646 and the Authority’s approved Investment Policy. All investment transactions made in the Authority’s portfolio during this period were made on behalf of the Authority. Sufficient liquidity and anticipated revenue are available to meet expenditure requirements for the next six months.



Scott Brickner, C.P.A.
Vice President, Chief Financial Officer
San Diego County Regional Airport Authority

Objectives

Investment Objectives

The San Diego County Regional Airport Authority's investment objectives, in order of priority, are to provide safety to ensure the preservation of capital in the overall portfolio, provide sufficient liquidity for cash needs and a market rate of return consistent with the investment program. In order to achieve these objectives, the portfolio invests in high quality fixed income securities consistent with the investment policy and California Government Code.

Portfolio Characteristics

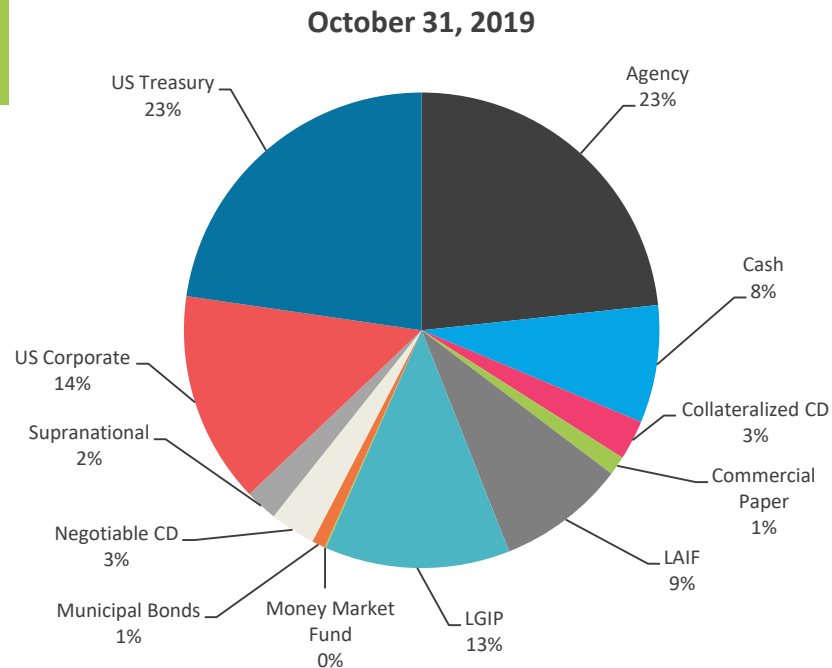
SDCRAA Consolidated

	10/31/2019	9/30/2019	Change
	Portfolio	Portfolio	Portfolio
Average Maturity (yrs)	1.53	1.56	(0.03)
Average Purchase Yield	2.13%	2.18%	(0.05%)
Average Market Yield	1.78%	1.90%	(0.12%)
Average Quality*	AA/Aa1	AA/Aa1	
Unrealized Gains/Losses	6,151,620	5,500,376	651,244
Total Market Value	581,311,889	572,957,497	8,354,392

*Portfolio is S&P and Moody's, respectively.

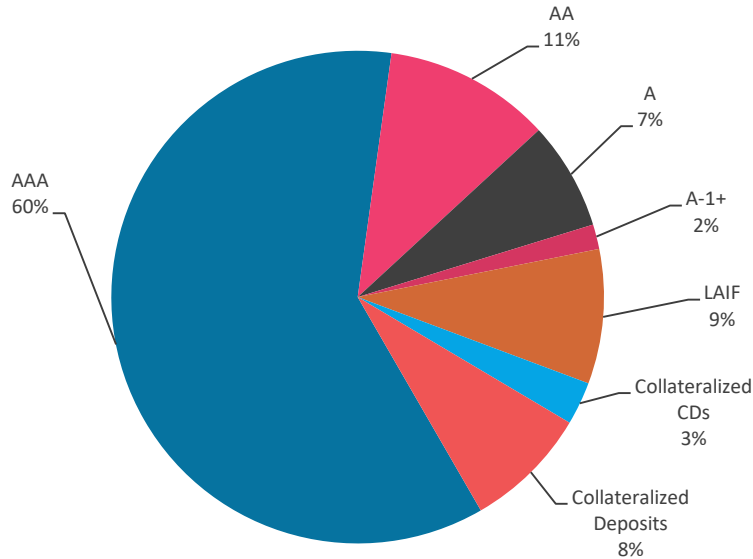
Sector Distribution

	October 31, 2019		September 30, 2019	
	Total Market Value	% of Portfolio	Total Market Value	% of Portfolio
Agency	135,372,236	23.3%	135,047,594	23.6%
Cash	46,328,912	8.0%	44,469,078	7.8%
Collateralized CD	16,048,541	2.7%	16,017,836	2.8%
Commercial Paper	7,472,808	1.3%	7,458,858	1.3%
LAIF	50,513,264	8.7%	50,405,876	8.8%
LGIP	73,535,086	12.6%	73,519,111	12.8%
Money Market Fund	630,792	0.1%	257,055	0.0%
Municipal Bonds	5,029,879	0.9%	0	0.0%
Negotiable CD	18,277,845	3.1%	18,236,216	3.2%
Supranational	12,692,743	2.2%	12,701,476	2.2%
US Corporate	83,438,986	14.4%	83,117,925	14.5%
US Treasury	131,970,797	22.7%	131,726,472	23.0%
TOTAL	581,311,889	100.0%	572,957,497	100.0%



Quality & Maturity Distribution

October 31, 2019

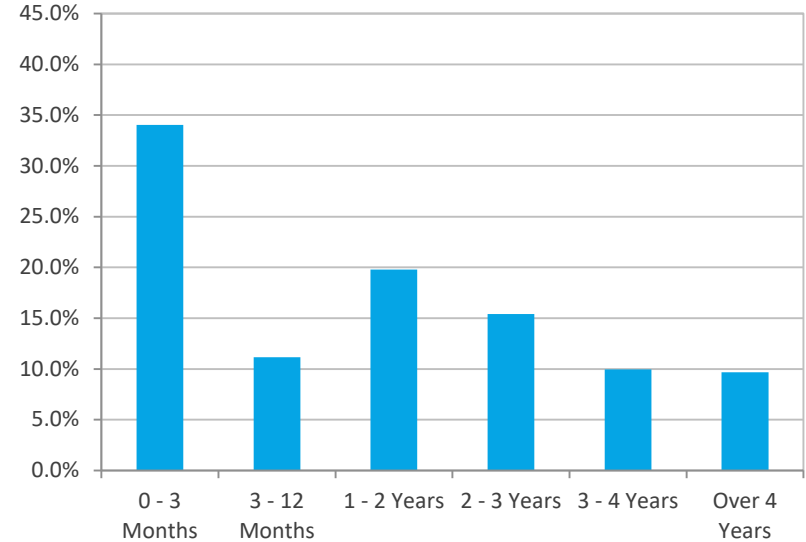


Notes:

Security ratings are based on the highest rating provided by Moody's, S&P and Fitch and is presented using the S&P ratings scale.

(1) Includes investments that have split ratings between S&P, Moody's and Fitch.

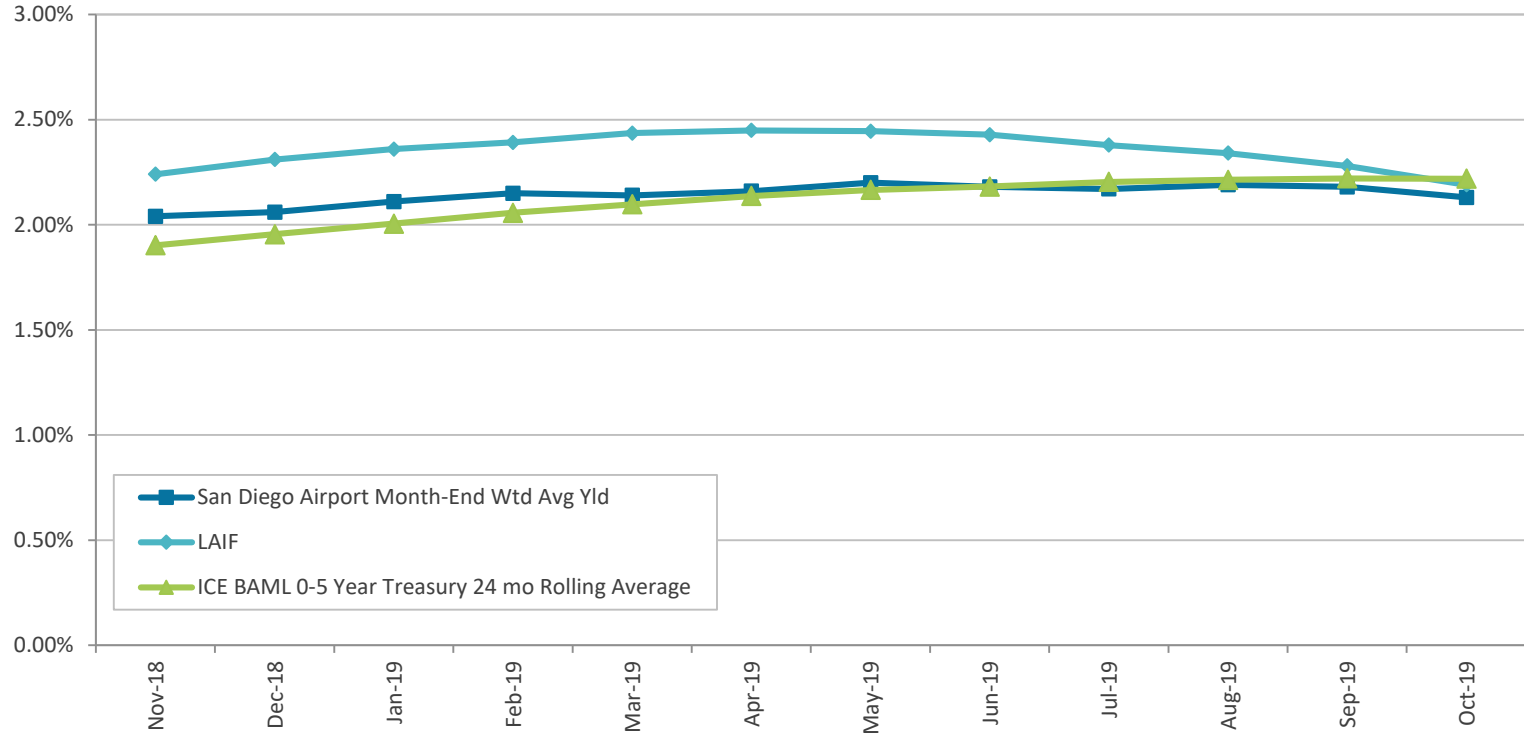
October 31, 2019



Notes:

(1) The 0-3 category includes investments held in LAIF, CalTrust, and the San Diego County Investment Pool.

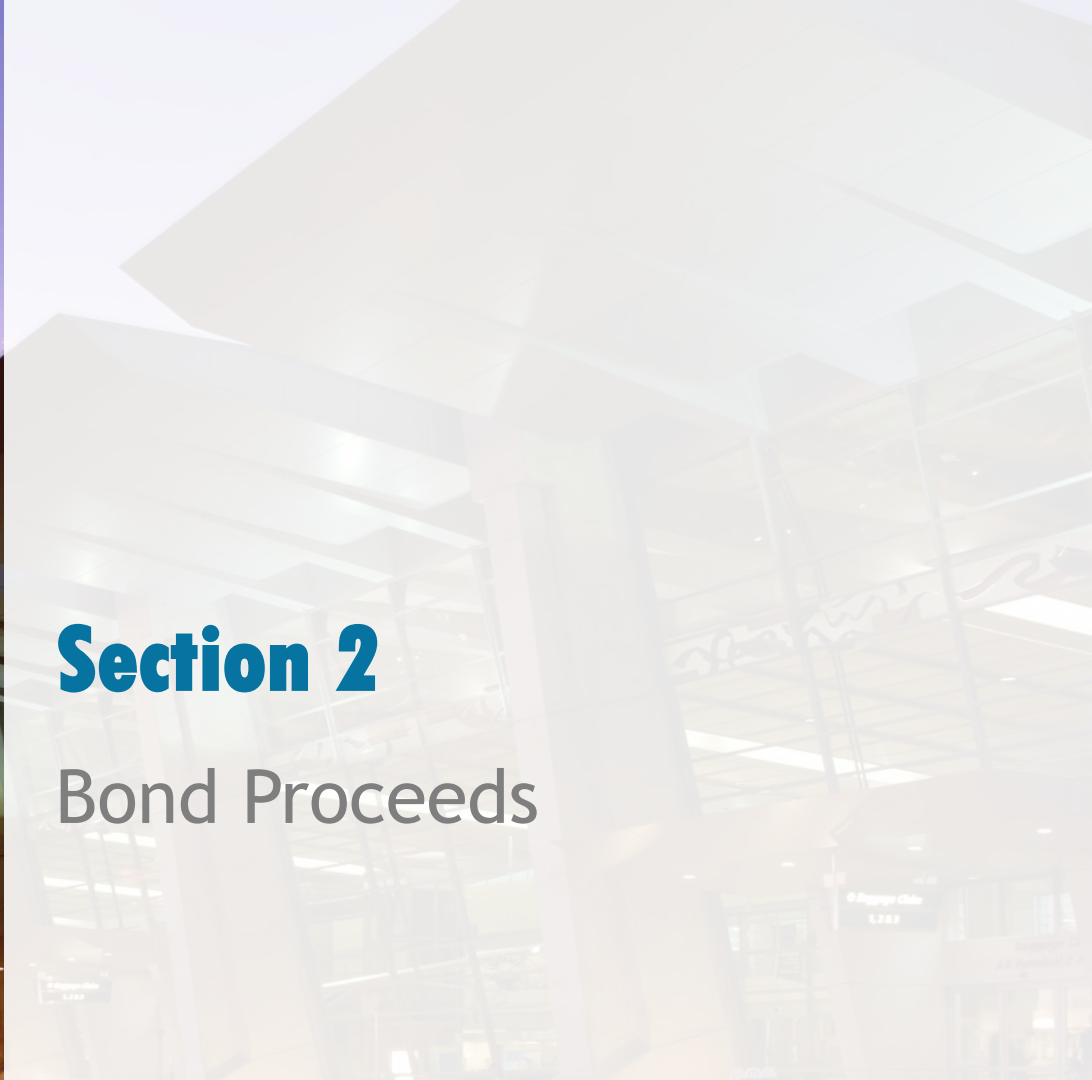
Investment Performance





Section 2

Bond Proceeds



Bond Proceeds

Summary of 2010, 2013, 2014 & 2017 Bond Proceeds ⁽¹⁾

As of October 31, 2019
(in thousands)

	2014 Special Facility Revenue Bond	2010, 2013 and 2017 General Airport Revenue Bonds	Total Bond Proceeds	Yield	Rating
Project Fund					
LAIF	-	7,424	7,424	2.19%	N/R
SDCIP	-	32,215	32,215	2.18%	AAAf
Money Market Fund	-	1,435	1,435	1.75%	AAAm
	-	41,074	41,074	2.17%	
Debt Service Reserve & Coverage Funds					
SDCIP	29,472	78,767	108,239	2.18%	AAAf
Torrey Pines Bank CD	-	22,650	22,650	2.00%	N/R
	29,472	101,417	130,889	2.15%	
TOTAL	29,472	142,491	171,963	2.15%	

(1) Bond Proceeds are not included in deposit limits as applied to operating funds.
SDCIP Yield as of September 30, 2019

A low-angle photograph of a modern airport terminal building. The building features a complex, multi-tiered structure with large concrete overhangs and glass facades. The sky is bright and clear. A teal-colored overlay with a geometric pattern is positioned in the upper left quadrant, containing the text "Questions?".

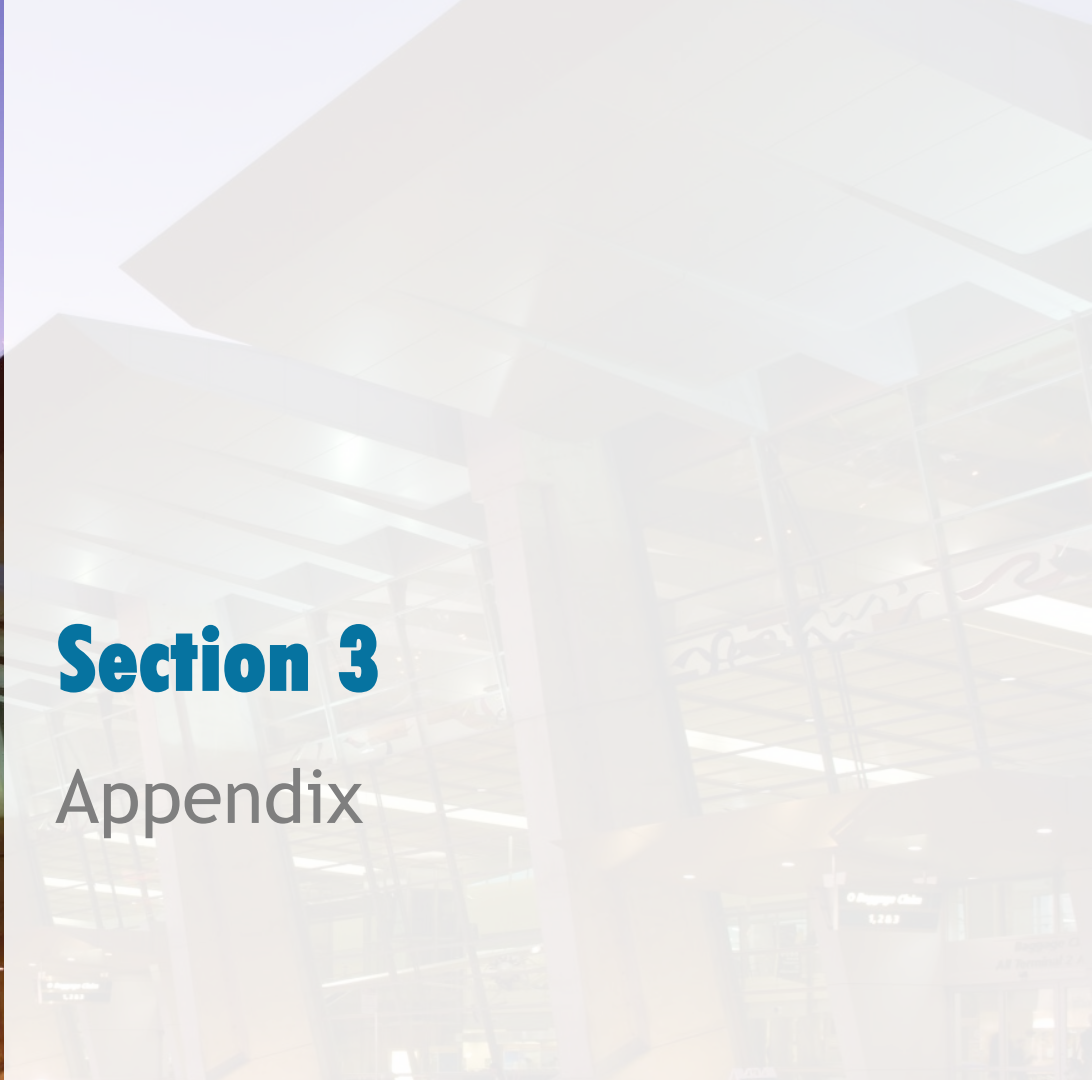
Questions?

● Ticketing
U S Airways



Section 3

Appendix



Compliance

October 31, 2019

This portfolio is a consolidation of assets managed by Chandler Asset Management and assets managed internally by SDCRAA. Chandler relies on SDCRAA to provide accurate information for reporting assets and producing this compliance statement.

Category	Standard	Comment
Treasury Issues	No Limit	Complies
Agency Issues	No Limit	Complies
Supranationals	"AA" rated or better by a Nationally Recognized Statistical Rating Organization ("NRSRO"); 30% maximum; 10% max per issuer; U.S. dollar denominated senior unsecured unsubordinated obligations issued or unconditionally guaranteed by the International Bank for Reconstruction and Development ("IBRD"), the International Finance Corporation ("IFC") or the Inter-American Development Bank ("IADB")	Complies
Municipal Issues	"A" rated or better by a NRSRO; 20% maximum; 5% max per issuer	Complies
Banker's Acceptances	"A-1" rated or equivalent or highest category by a NRSRO; 40% maximum; 5% max per bank; 180 days max maturity	Complies
Commercial Paper	"A-1" rated or equivalent by a NRSRO; or "A" rated issuer or equivalent by a NRSRO, if any long-term debt; 25% maximum; 5% max per issuer (combined with any other securities from that issuer); 270 days max maturity; Entity organized and operating in the U.S. as a general corporation and has total assets >\$500 million; or Entity is organized within the U.S. as a special purpose corporation, trust, or limited liability company and has credit enhancements including, but not limited to, over collateralization, letters of credit, or surety bond.	Complies
Negotiable Certificates of Deposit ("NCD")	"A" rated issuer or better by a NRSRO; 30% maximum; 5% max per issuer (combined with any other securities from that issuer); Issued by nationally or state-chartered bank, a state or federal savings institution or by a federally licensed or state licensed branch of a foreign bank.	Complies
Time Deposits/Certificates of Deposit/ Bank Deposit	Bank Deposits, including, demand deposit accounts, savings accounts, market rate accounts, and time certificates of deposits ("TCD") in financial institutions located in California. 20% maximum; 5% max per TCD issuer in excess of FDIC limit (combined with other securities from that issuer); 3 years max maturity; Financial institutions with net worth of \$10 million and total assets of \$50 million; Deposits in each bank limited to 5% max of the total assets of bank; To be eligible to receive Authority deposits, financial institution must have received a minimum overall satisfactory rating, under the Community Reinvestment Act, for meeting the credit needs of California Communities; Bank Deposits are required to be collateralized as specified by Cal. Gov. Code §53630 et seq.; Collateralization may be waived for any portion that is covered by FDIC	Complies
Medium Term Notes	"A" rated or better by a NRSRO; 20% maximum; 5% max per issuer (combined with any other securities from that issuer); Issued by corporations organized and operating within the U.S. or by depository institutions licensed by the U.S.	Complies
Money Market Funds	Highest rating or "AAA" rated by two NRSROs; or SEC registered investment adviser with assets under management in excess of \$500 million and experience greater than 5 years; 20% maximum; 10% per fund; 5% max of total fund balance	Complies
Repurchase Agreements	"A" rated or better by a NRSRO; 1 year max maturity; U.S. Treasury or Federal Agency collateral only	Complies
Local Agency Investment Fund (LAIF)	Max program limit for LAIF; Pursuant to California Gov. Code Section 16429.1	Complies
San Diego County Investment Pool (SDCIP)	Max program limit for LAIF	Complies
Local Government Investment Pool (LGIP)	Max program limit for LAIF	Complies
Prohibited	Inverse floaters, Range notes, Interest-only strips from mortgaged backed securities; Common stocks; Zero interest accrual securities	Complies
Average Maturity	3 years	Complies
Maximum maturity	5 years	Complies

Holdings Report

SDCRAA Consolidated - Account #10566

For the Month Ending October 31, 2019

CUSIP	Security Description	Par Value/Units	Purchase Date Book Yield	Book Value	Mkt Price Mkt YTM	Market Value Accrued Int.	% of Port. Gain/Loss	Moody/S&P Fitch	Maturity Duration
Agency									
3135G0T29	FNMA Note 1.500% Due 02/28/2020	13,035,000.00	02/28/2017 1.58%	13,003,050.30	99.97 1.60%	13,030,737.56 34,216.88	2.25% 27,687.26	Aaa / AA+ AAA	0.33 0.33
313378J77	FHLB Note 1.875% Due 03/13/2020	3,000,000.00	05/16/2017 1.57%	3,025,080.00	100.10 1.60%	3,002,973.00 7,500.00	0.52% (22,107.00)	Aaa / AA+ NR	0.37 0.36
313370U55	FHLB Note 2.875% Due 09/11/2020	5,000,000.00	10/30/2018 2.90%	4,997,450.00	101.07 1.62%	5,053,415.00 19,965.28	0.87% 55,965.00	Aaa / AA+ AAA	0.87 0.85
3135G0U84	FNMA Note 2.875% Due 10/30/2020	5,000,000.00	10/30/2018 2.91%	4,996,750.00	101.22 1.64%	5,060,840.00 399.31	0.87% 64,090.00	Aaa / AA+ AAA	1.00 0.98
313371U79	FHLB Note 3.125% Due 12/11/2020	4,500,000.00	11/29/2018 2.86%	4,523,220.00	101.59 1.67%	4,571,527.50 54,687.50	0.80% 48,307.50	Aaa / AA+ AAA	1.12 1.08
3130A1W95	FHLB Note 2.250% Due 06/11/2021	7,500,000.00	07/19/2019 1.87%	7,552,725.00	100.99 1.63%	7,574,062.50 65,625.00	1.31% 21,337.50	Aaa / AA+ AAA	1.61 1.57
313378JP7	FHLB Note 2.375% Due 09/10/2021	7,500,000.00	08/27/2019 1.57%	7,620,375.00	101.42 1.59%	7,606,747.50 25,234.38	1.31% (13,627.50)	Aaa / AA+ AAA	1.86 1.81
3130AF5B9	FHLB Note 3.000% Due 10/12/2021	4,500,000.00	10/22/2018 3.05%	4,493,385.00	102.72 1.57%	4,622,503.50 7,125.00	0.80% 129,118.50	Aaa / AA+ NR	1.95 1.89
3130AEBM1	FHLB Note 2.750% Due 06/10/2022	7,150,000.00	Various 2.82%	7,131,662.00	102.97 1.58%	7,362,462.25 77,011.46	1.28% 230,800.25	Aaa / AA+ NR	2.61 2.49
3135G0W33	FNMA Note 1.375% Due 09/06/2022	5,000,000.00	09/06/2019 1.55%	4,974,800.00	99.45 1.57%	4,972,485.00 10,503.47	0.86% (2,315.00)	Aaa / AA+ AAA	2.85 2.77
313383WD9	FHLB Note 3.125% Due 09/09/2022	4,000,000.00	09/27/2018 3.00%	4,019,040.00	104.32 1.57%	4,172,780.00 18,055.56	0.72% 153,740.00	Aaa / AA+ AAA	2.86 2.72

Holdings Report

SDCRAA Consolidated - Account #10566

For the Month Ending October 31, 2019

CUSIP	Security Description	Par Value/Units	Purchase Date Book Yield	Book Value	Mkt Price Mkt YTM	Market Value Accrued Int.	% of Port. Gain/Loss	Moody/S&P Fitch	Maturity Duration
3130A3KM5	FHLB Note 2.500% Due 12/09/2022	6,000,000.00	08/16/2018 2.81%	5,924,640.00	102.79 1.58%	6,167,430.00 59,166.67	1.07% 242,790.00	Aaa / AA+ NR	3.11 2.96
313383QR5	FHLB Note 3.250% Due 06/09/2023	4,900,000.00	09/11/2018 2.97%	4,959,045.00	106.06 1.52%	5,197,008.60 62,815.28	0.91% 237,963.60	Aaa / AA+ NR	3.61 3.37
3133EJUS6	FFCB Note 2.875% Due 07/17/2023	6,000,000.00	02/07/2019 2.56%	6,078,480.00	104.90 1.51%	6,293,892.00 49,833.33	1.09% 215,412.00	Aaa / AA+ AAA	3.71 3.50
3133EKZK5	FFCB Note 1.600% Due 08/14/2023	7,000,000.00	08/19/2019 1.55%	7,012,460.00	100.31 1.52%	7,021,420.00 23,955.56	1.21% 8,960.00	Aaa / AA+ AAA	3.79 3.65
313383YJ4	FHLB Note 3.375% Due 09/08/2023	7,000,000.00	Various 2.65%	7,219,535.00	106.57 1.61%	7,460,159.00 34,781.25	1.29% 240,624.00	Aaa / AA+ NR	3.86 3.61
3130A0F70	FHLB Note 3.375% Due 12/08/2023	6,850,000.00	Various 2.75%	7,045,064.00	107.09 1.58%	7,335,589.65 91,832.81	1.28% 290,525.65	Aaa / AA+ AAA	4.11 3.80
3130AB3H7	FHLB Note 2.375% Due 03/08/2024	6,800,000.00	Various 2.36%	6,805,744.00	103.41 1.56%	7,031,540.00 23,776.39	1.21% 225,796.00	Aaa / AA+ NR	4.36 4.12
3133EKNX0	FFCB Note 2.160% Due 06/03/2024	5,000,000.00	07/19/2019 1.89%	5,062,250.00	102.66 1.56%	5,132,865.00 44,400.00	0.89% 70,615.00	Aaa / AA+ AAA	4.59 4.33
3130A1XJ2	FHLB Note 2.875% Due 06/14/2024	8,000,000.00	06/12/2019 2.00%	8,331,920.00	105.71 1.59%	8,457,144.00 87,527.78	1.47% 125,224.00	Aaa / AA+ NR	4.62 4.29
3135G0V75	FNMA Note 1.750% Due 07/02/2024	7,350,000.00	07/19/2019 1.87%	7,310,236.50	100.76 1.58%	7,405,867.35 40,373.96	1.28% 95,630.85	Aaa / AA+ AAA	4.67 4.45
TOTAL Agency		131,085,000.00	2.27%	132,086,911.80	1.58%	134,533,449.41 838,786.87	23.29% 2,446,537.61	Aaa / AA+ Aaa	2.79 2.65

Holdings Report

SDCRAA Consolidated - Account #10566

For the Month Ending October 31, 2019

CUSIP	Security Description	Par Value/Units	Purchase Date Book Yield	Book Value	Mkt Price Mkt YTM	Market Value Accrued Int.	% of Port. Gain/Loss	Moody/S&P Fitch	Maturity Duration
Cash									
PP2118\$00	U.S. Bank Checking Account	40,308.88	Various 0.00%	40,308.88	1.00 0.00%	40,308.88 0.00	0.01% 0.00	NR / NR NR	0.00 0.00
PP2118V\$7	EastWest Bank Deposit Account	29,764,468.96	Various 2.05%	29,764,468.96	1.00 2.05%	29,764,468.96 0.00	5.12% 0.00	NR / NR NR	0.00 0.00
PP2118V\$8	EastWest Bank Deposit Account	108,038.35	Various 1.56%	108,038.35	1.00 1.56%	108,038.35 0.00	0.02% 0.00	NR / NR NR	0.00 0.00
PP2118V\$9	U.S. Bank Checking Account	16,416,095.38	Various 0.00%	16,416,095.38	1.00 0.00%	16,416,095.38 0.00	2.83% 0.00	NR / NR NR	0.00 0.00
TOTAL Cash		46,328,911.57	1.32%	46,328,911.57	1.32%	46,328,911.57 0.00	7.97% 0.00	NR / NR NR	0.00 0.00
Collateralized CD									
PP2118\$10	EastWest Bank Collateralized CD 2.200% Due 07/07/2021	10,780,978.89	Various 2.21%	10,780,978.89	100.00 2.21%	10,780,978.89 649.82	1.86% 0.00	NR / NR NR	1.68 1.64
PP2118\$04	EastWest Bank Collateralized CD 1.800% Due 10/24/2021	5,264,806.39	Various 1.80%	5,264,806.39	100.00 1.80%	5,264,806.39 2,105.92	0.91% 0.00	NR / NR NR	1.98 1.97
TOTAL Collateralized CD		16,045,785.28	2.08%	16,045,785.28	2.08%	16,045,785.28 2,755.74	2.76% 0.00	NR / NR NR	1.78 1.75

Holdings Report

SDCRAA Consolidated - Account #10566

For the Month Ending October 31, 2019

CUSIP	Security Description	Par Value/Units	Purchase Date Book Yield	Book Value	Mkt Price Mkt YTM	Market Value Accrued Int.	% of Port. Gain/Loss	Moody/S&P Fitch	Maturity Duration
Commercial Paper									
62479MZG1	MUFG Bank Ltd/NY Discount CP 2.220% Due 12/16/2019	5,000,000.00	07/22/2019 2.27%	4,986,125.00	99.72 2.27%	4,986,125.00 0.00	0.86% 0.00	P-1 / A-1 NR	0.13 0.12
62479LB38	MUFG Bank Ltd Discount CP 2.040% Due 02/03/2020	2,500,000.00	08/19/2019 2.09%	2,486,683.34	99.47 2.09%	2,486,683.34 0.00	0.43% 0.00	P-1 / A-1 NR	0.26 0.26
TOTAL Commercial Paper		7,500,000.00	2.21%	7,472,808.34	2.21%	7,472,808.34 0.00	1.29% 0.00	P-1 / A-1 NR	0.17 0.17
LAIF									
90LAIF\$00	Local Agency Investment Fund State Pool	50,419,730.82	Various 2.19%	50,419,730.82	1.00 2.19%	50,419,730.82 93,533.10	8.69% 0.00	NR / NR NR	0.00 0.00
TOTAL LAIF		50,419,730.82	2.19%	50,419,730.82	2.19%	50,419,730.82 93,533.10	8.69% 0.00	NR / NR NR	0.00 0.00
Local Gov Investment Pool									
90SDCP\$00	County of San Diego Pooled Investment Pool	57,442,744.00	Various 2.18%	57,442,744.00	1.00 2.18%	57,442,744.00 0.00	9.89% 0.00	NR / NR AAA	0.00 0.00
09CATR\$04	CalTrust Short Term Fund	1,601,228.00	Various 2.06%	16,028,947.81	10.05 2.06%	16,092,341.37 0.00	2.77% 63,393.56	NR / AA NR	0.00 0.00
TOTAL Local Gov Investment Pool		59,043,972.00	2.15%	73,471,691.81	2.15%	73,535,085.37 0.00	12.65% 63,393.56	NR / AA Aaa	0.00 0.00

Holdings Report

SDCRAA Consolidated - Account #10566

For the Month Ending October 31, 2019

CUSIP	Security Description	Par Value/Units	Purchase Date Book Yield	Book Value	Mkt Price Mkt YTM	Market Value Accrued Int.	% of Port. Gain/Loss	Moody/S&P Fitch	Maturity Duration
Money Market Fund FI									
262006307	Dreyfus Gov't Cash Management Money Market Fund	630,792.13	Various 1.49%	630,792.13	1.00 1.49%	630,792.13 0.00	0.11% 0.00	Aaa / AAA NR	0.00 0.00
TOTAL Money Market Fund FI		630,792.13	1.49%	630,792.13	1.49%	630,792.13 0.00	0.11% 0.00	Aaa / AAA NR	0.00 0.00
Municipal Bonds									
649791PP9	New York St Taxable-GO 2.010% Due 02/15/2024	5,000,000.00	10/29/2019 2.01%	5,000,000.00	100.59 1.87%	5,029,600.00 279.17	0.87% 29,600.00	Aa1 / AA+ AA+	4.30 4.09
TOTAL Municipal Bonds		5,000,000.00	2.01%	5,000,000.00	1.87%	5,029,600.00 279.17	0.87% 29,600.00	Aa1 / AA+ AA+	4.30 4.09
Negotiable CD									
89114MNO6	Toronto Dominion Bank Yankee CD 3.090% Due 12/02/2019	5,000,000.00	11/29/2018 3.09%	5,000,000.00	100.00 3.09%	5,000,000.00 144,200.00	0.89% 0.00	P-1 / A-1+ F-1+	0.09 0.09
90333VK82	US Bank National Association Negotiable CD 2.450% Due 02/28/2020	4,000,000.00	02/28/2019 2.45%	4,000,000.00	100.00 2.45%	4,000,000.00 66,966.67	0.70% 0.00	P-1 / A-1+ F-1+	0.33 0.32
06417MBK0	Bank of Nova Scotia Houston Yankee CD 2.000% Due 03/09/2020	5,000,000.00	09/26/2019 2.07%	4,998,366.53	99.97 2.07%	4,998,366.53 14,722.22	0.86% 0.00	P-1 / A-1 F-1+	0.36 0.35

Holdings Report

SDCRAA Consolidated - Account #10566

For the Month Ending October 31, 2019

CUSIP	Security Description	Par Value/Units	Purchase Date Book Yield	Book Value	Mkt Price Mkt YTM	Market Value Accrued Int.	% of Port. Gain/Loss	Moody/S&P Fitch	Maturity Duration
87019U6D6	Swedbank Inc Negotiable CD 2.270% Due 11/16/2020	4,000,000.00	11/17/2017 2.27%	4,000,000.00	100.27 2.01%	4,010,964.00 42,625.56	0.70% 10,964.00	Aa2 / AA- AA-	1.05 1.03
TOTAL Negotiable CD		18,000,000.00	2.49%	17,998,366.53	2.43%	18,009,330.53 268,514.45	3.14% 10,964.00	Aaa / AA+ Aaa	0.43 0.42

Supranational									
459058FZ1	Intl. Bank Recon & Development Note 1.875% Due 04/21/2020	3,000,000.00	04/28/2017 1.64%	3,020,550.00	99.98 1.92%	2,999,322.00 1,562.50	0.52% (21,228.00)	Aaa / AAA AAA	0.47 0.47
45950KCM0	International Finance Corp Note 2.250% Due 01/25/2021	2,125,000.00	02/13/2018 2.43%	2,113,992.50	100.69 1.68%	2,139,679.50 12,750.00	0.37% 25,687.00	Aaa / AAA NR	1.24 1.21
4581X0CV8	Inter-American Dev Bank Note 1.250% Due 09/14/2021	2,500,000.00	04/03/2018 2.66%	2,385,100.00	99.36 1.60%	2,483,905.00 4,079.86	0.43% 98,805.00	Aaa / NR NR	1.87 1.84
459058FY4	Intl. Bank Recon & Development Note 2.000% Due 01/26/2022	3,000,000.00	03/16/2018 2.73%	2,920,650.00	100.88 1.60%	3,026,490.00 15,833.33	0.52% 105,840.00	Aaa / NR AAA	2.24 2.17
4581X0CN6	Inter-American Dev Bank Note 1.750% Due 04/14/2022	2,000,000.00	09/27/2018 3.03%	1,914,620.00	100.37 1.59%	2,007,468.00 1,652.78	0.35% 92,848.00	Aaa / AAA AAA	2.45 2.39
TOTAL Supranational		12,625,000.00	2.45%	12,354,912.50	1.69%	12,656,864.50 35,878.47	2.18% 301,952.00	Aaa / AAA Aaa	1.62 1.57

Holdings Report

SDCRAA Consolidated - Account #10566

For the Month Ending October 31, 2019

CUSIP	Security Description	Par Value/Units	Purchase Date Book Yield	Book Value	Mkt Price Mkt YTM	Market Value Accrued Int.	% of Port. Gain/Loss	Moody/S&P Fitch	Maturity Duration
US Corporate									
46625HKA7	JP Morgan Chase Callable Note Cont 12/23/2019 2.250% Due 01/23/2020	3,500,000.00	05/15/2017 2.15%	3,509,345.00	100.04 1.90%	3,501,540.00 21,437.50	0.61% (7,805.00)	A2 / A- AA-	0.23 0.15
166764BP4	Chevron Corp Note 1.991% Due 03/03/2020	3,500,000.00	05/15/2017 1.89%	3,509,660.00	100.04 1.86%	3,501,445.50 11,227.03	0.60% (8,214.50)	Aa2 / AA NR	0.34 0.34
30231GAG7	Exxon Mobil Corp Callable Note Cont 2/6/2020 1.912% Due 03/06/2020	3,000,000.00	07/28/2017 1.76%	3,011,430.00	100.01 1.87%	3,000,372.00 8,763.33	0.52% (11,058.00)	Aaa / AA+ NR	0.35 0.34
00440EAT4	Chubb INA Holdings Inc Callable Note Cont 10/3/2020 2.300% Due 11/03/2020	2,000,000.00	07/23/2019 2.25%	2,001,260.00	100.31 1.95%	2,006,194.00 22,744.44	0.35% 4,934.00	A3 / A A	1.01 0.90
17275RBD3	Cisco Systems Note 2.200% Due 02/28/2021	4,000,000.00	08/27/2019 1.79%	4,024,120.00	100.57 1.76%	4,022,920.00 15,400.00	0.70% (1,200.00)	A1 / AA- NR	1.33 1.30
69371RN93	Paccar Financial Corp Note 2.800% Due 03/01/2021	1,000,000.00	04/03/2018 2.90%	997,270.00	101.28 1.83%	1,012,764.00 4,666.67	0.18% 15,494.00	A1 / A+ NR	1.33 1.30
911312BP0	UPS Note 2.050% Due 04/01/2021	2,280,000.00	11/14/2017 2.10%	2,276,397.60	100.41 1.76%	2,289,343.44 3,895.00	0.39% 12,945.84	A2 / A NR	1.42 1.39
369550BE7	General Dynamics Corp Note 3.000% Due 05/11/2021	3,000,000.00	06/11/2018 3.14%	2,988,090.00	101.82 1.79%	3,054,663.00 42,500.00	0.53% 66,573.00	A2 / A+ NR	1.53 1.47
02665WBF7	American Honda Finance Note 1.650% Due 07/12/2021	2,000,000.00	07/02/2018 3.13%	1,915,520.00	99.69 1.84%	1,993,744.00 9,991.67	0.34% 78,224.00	A2 / A NR	1.70 1.66
594918BP8	Microsoft Callable Note Cont 7/8/2021 1.550% Due 08/08/2021	3,000,000.00	09/15/2017 1.96%	2,954,280.00	99.85 1.64%	2,995,362.00 10,720.83	0.52% 41,082.00	Aaa / AAA AA+	1.77 1.73
69371RP42	Paccar Financial Corp Note 3.150% Due 08/09/2021	3,000,000.00	08/16/2018 3.09%	3,005,220.00	102.44 1.74%	3,073,242.00 21,525.00	0.53% 68,022.00	A1 / A+ NR	1.78 1.71

Holdings Report

SDCRAA Consolidated - Account #10566

For the Month Ending October 31, 2019

CUSIP	Security Description	Par Value/Units	Purchase Date Book Yield	Book Value	Mkt Price Mkt YTM	Market Value Accrued Int.	% of Port. Gain/Loss	Moody/S&P Fitch	Maturity Duration
74005PAZ7	Praxair Note 3.000% Due 09/01/2021	3,300,000.00	Various 2.45%	3,335,280.00	102.15 1.80%	3,370,946.70 16,500.00	0.58% 35,666.70	A2 / A NR	1.84 1.77
69353REY0	PNC Bank Callable Note Cont 11/09/2021 2.550% Due 12/09/2021	2,000,000.00	07/13/2018 3.28%	1,953,160.00	101.29 1.89%	2,025,792.00 20,116.67	0.35% 72,632.00	A2 / A A+	2.11 1.95
459200JQ5	IBM Corp Note 2.500% Due 01/27/2022	2,000,000.00	08/16/2018 3.12%	1,960,160.20	101.34 1.89%	2,026,714.01 13,055.55	0.35% 66,553.81	A2 / A NR	2.24 2.16
037833AY6	Apple Inc Note 2.150% Due 02/09/2022	4,000,000.00	09/15/2017 2.10%	4,008,680.00	100.91 1.74%	4,036,380.00 19,588.89	0.70% 27,700.00	Aa1 / AA+ NR	2.28 2.20
74005PBA1	Praxair Callable Note Cont 11/15/2021 2.450% Due 02/15/2022	1,000,000.00	06/11/2018 3.18%	974,800.00	101.28 1.81%	1,012,754.00 5,172.22	0.18% 37,954.00	A2 / A NR	2.30 1.98
69353RFB9	PNC Bank Callable Note Cont 1/18/2022 2.625% Due 02/17/2022	2,000,000.00	06/11/2018 3.35%	1,950,240.00	101.58 1.89%	2,031,508.00 10,791.67	0.35% 81,268.00	A2 / A A+	2.30 2.14
68389XBB0	Oracle Corp Callable Note Cont 3/15/2022 2.500% Due 05/15/2022	3,000,000.00	07/02/2018 3.24%	2,920,290.00	101.55 1.83%	3,046,572.00 34,583.33	0.53% 126,282.00	A1 / A+ A	2.54 2.27
00440EAU1	Chubb INA Holdings Inc Callable Note Cont 9/3/2022 2.875% Due 11/03/2022	2,000,000.00	09/27/2018 3.47%	1,955,180.00	102.86 1.84%	2,057,148.00 28,430.56	0.36% 101,968.00	A3 / A A	3.01 2.69
24422EUA5	John Deere Capital Corp Note 2.700% Due 01/06/2023	3,500,000.00	Various 3.22%	3,422,355.00	102.43 1.91%	3,585,148.00 30,187.50	0.62% 162,793.00	A2 / A A	3.19 3.02
89236TEL5	Toyota Motor Credit Corp Note 2.700% Due 01/11/2023	2,000,000.00	07/13/2018 3.34%	1,946,860.00	102.79 1.80%	2,055,824.00 16,500.00	0.36% 108,964.00	Aa3 / AA- A+	3.20 3.03
44932HAH6	IBM Credit Corp Note 3.000% Due 02/06/2023	2,000,000.00	09/11/2018 3.34%	1,972,280.00	103.10 2.01%	2,062,012.00 14,166.67	0.36% 89,732.00	A2 / A NR	3.27 3.08
084670BR8	Berkshire Hathaway Callable Note Cont 1/15/2023 2.750% Due 03/15/2023	2,000,000.00	07/13/2018 3.20%	1,961,020.00	103.00 1.78%	2,060,092.00 7,027.78	0.36% 99,072.00	Aa2 / AA A+	3.37 3.06

Holdings Report

SDCRAA Consolidated - Account #10566

For the Month Ending October 31, 2019

CUSIP	Security Description	Par Value/Units	Purchase Date Book Yield	Book Value	Mkt Price Mkt YTM	Market Value Accrued Int.	% of Port. Gain/Loss	Moody/S&P Fitch	Maturity Duration
037833AK6	Apple Inc Note 2.400% Due 05/03/2023	2,000,000.00	07/19/2019 2.13%	2,019,760.00	101.79 1.87%	2,035,712.00 23,733.33	0.35% 15,952.00	Aa1 / AA+ NR	3.51 3.31
58933YAF2	Merck & Co Note 2.800% Due 05/18/2023	3,000,000.00	07/22/2019 2.11%	3,075,480.00	103.48 1.78%	3,104,370.00 38,033.33	0.54% 28,890.00	A1 / AA A+	3.55 3.33
931142EK5	Wal-Mart Stores Callable Note Cont 5/26/2023 3.400% Due 06/26/2023	2,000,000.00	09/27/2018 3.31%	2,008,020.00	105.66 1.76%	2,113,178.00 23,611.11	0.37% 105,158.00	Aa2 / AA AA	3.65 3.33
02665WCJ8	American Honda Finance Note 3.450% Due 07/14/2023	2,000,000.00	09/11/2018 3.42%	2,002,420.00	105.37 1.94%	2,107,474.00 20,508.33	0.37% 105,054.00	A2 / A NR	3.70 3.45
06406FAD5	Bank of NY Mellon Corp Callable Note Cont 6/16/2023 2.200% Due 08/16/2023	4,000,000.00	Various 2.22%	3,996,200.00	100.58 2.03%	4,023,040.00 18,333.34	0.70% 26,840.00	A1 / A AA-	3.79 3.46
857477AM5	State Street Bank Note 3.700% Due 11/20/2023	2,000,000.00	08/19/2019 2.06%	2,132,940.00	106.69 1.98%	2,133,716.00 33,094.44	0.37% 776.00	A1 / A AA-	4.06 3.72
89236TFS9	Toyota Motor Credit Corp Note 3.350% Due 01/08/2024	2,000,000.00	02/07/2019 3.07%	2,025,380.00	105.41 2.00%	2,108,200.00 21,030.56	0.37% 82,820.00	Aa3 / AA- A+	4.19 3.87
91159HHV5	US Bancorp Callable Note Cont 1/5/2024 3.375% Due 02/05/2024	2,000,000.00	02/07/2019 3.19%	2,017,220.00	105.57 1.98%	2,111,358.00 16,125.00	0.37% 94,138.00	A1 / A+ AA-	4.27 3.87
097023CC7	Boeing Co Callable Note Cont 2/1/2024 2.800% Due 03/01/2024	3,200,000.00	02/27/2019 2.91%	3,183,392.00	102.53 2.17%	3,281,062.40 14,933.33	0.57% 97,670.40	A2 / A A	4.34 3.98
TOTAL US Corporate		81,280,000.00	2.65%	81,013,709.80	1.86%	82,840,591.05 598,395.08	14.35% 1,826,881.25	A1 / A+ A+	2.42 2.26

Holdings Report

SDCRAA Consolidated - Account #10566

For the Month Ending October 31, 2019

CUSIP	Security Description	Par Value/Units	Purchase Date Book Yield	Book Value	Mkt Price Mkt YTM	Market Value Accrued Int.	% of Port. Gain/Loss	Moody/S&P Fitch	Maturity Duration
US Treasury									
912828G61	US Treasury Note 1.500% Due 11/30/2019	13,400,000.00	12/05/2016 1.46%	13,416,750.00	99.97 1.84%	13,396,167.60 84,573.77	2.32% (20,582.40)	Aaa / AA+ AAA	0.08 0.08
912828H52	US Treasury Note 1.250% Due 01/31/2020	7,000,000.00	01/09/2017 1.53%	6,940,820.31	99.91 1.59%	6,993,987.00 22,112.77	1.21% 53,166.69	Aaa / AA+ AAA	0.25 0.25
912828XE5	US Treasury Note 1.500% Due 05/31/2020	5,000,000.00	05/11/2017 1.58%	4,987,695.31	99.92 1.63%	4,996,095.00 31,557.38	0.87% 8,399.69	Aaa / AA+ AAA	0.58 0.57
912828XM7	US Treasury Note 1.625% Due 07/31/2020	5,400,000.00	07/28/2017 1.56%	5,410,968.75	100.01 1.61%	5,400,421.20 22,175.95	0.93% (10,547.55)	Aaa / AA+ AAA	0.75 0.74
912828G3	US Treasury Note 1.750% Due 11/15/2020	7,700,000.00	11/20/2017 1.83%	7,683,156.25	100.13 1.62%	7,709,925.30 62,248.64	1.34% 26,769.05	Aaa / AA+ AAA	1.04 1.02
912828P87	US Treasury Note 1.125% Due 02/28/2021	8,500,000.00	10/13/2017 1.73%	8,331,992.19	99.39 1.59%	8,448,201.00 16,287.77	1.46% 116,208.81	Aaa / AA+ AAA	1.33 1.31
912828Q37	US Treasury Note 1.250% Due 03/31/2021	3,500,000.00	10/25/2017 1.84%	3,431,230.47	99.52 1.59%	3,483,319.00 3,825.14	0.60% 52,088.53	Aaa / AA+ AAA	1.42 1.39
912828WG1	US Treasury Note 2.250% Due 04/30/2021	7,700,000.00	11/20/2017 1.90%	7,789,632.81	100.96 1.60%	7,774,289.60 475.96	1.34% (15,343.21)	Aaa / AA+ AAA	1.50 1.47
912828S76	US Treasury Note 1.125% Due 07/31/2021	5,600,000.00	09/26/2019 1.72%	5,540,281.25	99.23 1.57%	5,556,689.60 15,921.20	0.96% 16,408.35	Aaa / AA+ AAA	1.75 1.72
912828D72	US Treasury Note 2.000% Due 08/31/2021	8,500,000.00	10/13/2017 1.81%	8,560,761.72	100.77 1.57%	8,565,739.00 28,956.04	1.48% 4,977.28	Aaa / AA+ AAA	1.84 1.79
912828T67	US Treasury Note 1.250% Due 10/31/2021	7,700,000.00	11/20/2017 1.96%	7,492,761.72	99.38 1.56%	7,652,475.60 264.42	1.32% 159,713.88	Aaa / AA+ AAA	2.00 1.97

Holdings Report

SDCRAA Consolidated - Account #10566

For the Month Ending October 31, 2019

CUSIP	Security Description	Par Value/Units	Purchase Date Book Yield	Book Value	Mkt Price Mkt YTM	Market Value Accrued Int.	% of Port. Gain/Loss	Moody/S&P Fitch	Maturity Duration
912828U65	US Treasury Note 1.750% Due 11/30/2021	7,500,000.00	09/06/2019 1.55%	7,533,105.47	100.41 1.55%	7,530,465.00 55,225.41	1.31% (2,640.47)	Aaa / AA+ AAA	2.08 2.02
912828WZ9	US Treasury Note 1.750% Due 04/30/2022	2,750,000.00	11/17/2017 2.00%	2,720,781.25	100.54 1.53%	2,764,825.25 262.98	0.48% 44,044.00	Aaa / AA+ AAA	2.50 2.44
912828SV3	US Treasury Note 1.750% Due 05/15/2022	8,200,000.00	12/05/2017 2.09%	8,080,843.75	100.56 1.52%	8,246,125.00 66,290.76	1.43% 165,281.25	Aaa / AA+ AAA	2.54 2.46
912828XW5	US Treasury Note 1.750% Due 06/30/2022	8,200,000.00	12/05/2017 2.13%	8,063,546.88	100.62 1.51%	8,250,930.20 48,353.26	1.43% 187,383.32	Aaa / AA+ AAA	2.67 2.58
912828L24	US Treasury Note 1.875% Due 08/31/2022	8,200,000.00	12/05/2017 2.14%	8,101,984.38	101.00 1.51%	8,281,680.20 26,188.19	1.43% 179,695.82	Aaa / AA+ AAA	2.84 2.74
912828L57	US Treasury Note 1.750% Due 09/30/2022	10,500,000.00	01/19/2018 2.39%	10,204,277.34	100.67 1.51%	10,570,140.00 16,065.57	1.82% 365,862.66	Aaa / AA+ AAA	2.92 2.83
912828V80	US Treasury Note 2.250% Due 01/31/2024	5,650,000.00	Various 2.14%	5,675,003.91	102.95 1.53%	5,816,409.45 32,126.70	1.01% 141,405.54	Aaa / AA+ AAA	4.25 4.03
TOTAL US Treasury		131,000,000.00	1.86%	129,965,593.76	1.59%	131,437,885.00 532,911.91	22.70% 1,472,291.24	Aaa / AA+ Aaa	1.76 1.71
TOTAL PORTFOLIO		558,959,191.80	2.13%	572,789,214.34	1.78%	578,940,834.00 2,371,054.79	100.00% 6,151,619.66	Aa1 / AA Aaa	1.53 1.46
TOTAL MARKET VALUE PLUS ACCRUALS						581,311,888.79			

Transactions Ledger

SDCRAA Consolidated - Account #10566

October 1, 2019 through October 31, 2019

Transaction Type	Settlement Date	CUSIP	Quantity	Security Description	Price	Acq/Disp Yield	Amount	Interest Pur/Sold	Total Amount	Gain/Loss
ACQUISITIONS										
Purchase	10/24/2019	PP2118\$04	5,262,701.31	EastWest Bank Collateralized CD 1.8% Due: 10/24/2021	100.000	1.80%	5,262,701.31	0.00	5,262,701.31	0.00
Purchase	10/30/2019	649791PP9	5,000,000.00	New York St Taxable-GO 2.01% Due: 02/15/2024	100.000	2.01%	5,000,000.00	0.00	5,000,000.00	0.00
	Subtotal		10,262,701.31				10,262,701.31	0.00	10,262,701.31	0.00
TOTAL ACQUISITIONS			10,262,701.31				10,262,701.31	0.00	10,262,701.31	0.00
DISPOSITION										
Maturity	10/24/2019	PP2118\$02	5,262,701.31	EastWest Bank Collateralized CD 2.6% Due: 10/24/2019	100.000		5,262,701.31	0.00	5,262,701.31	0.00
	Subtotal		5,262,701.31				5,262,701.31	0.00	5,262,701.31	0.00
TOTAL ACQUISITIONS			5,262,701.31				5,262,701.31	0.00	5,262,701.31	0.00

Important Disclosures

2019 Chandler Asset Management, Inc, An Independent Registered Investment Adviser.

Information contained herein is confidential. Prices are provided by IDC, an independent pricing source. In the event IDC does not provide a price or if the price provided is not reflective of fair market value, Chandler will obtain pricing from an alternative approved third party pricing source in accordance with our written valuation policy and procedures. Our valuation procedures are also disclosed in Item 5 of our Form ADV Part 2A.

Performance results are presented gross-of-advisory fees and represent the client's Total Return. The deduction of advisory fees lowers performance results. These results include the reinvestment of dividends and other earnings. Past performance may not be indicative of future results. Therefore, clients should not assume that future performance of any specific investment or investment strategy will be profitable or equal to past performance levels. All investment strategies have the potential for profit or loss. Economic factors, market conditions or changes in investment strategies, contributions or withdrawals may materially alter the performance and results of your portfolio.

Index returns assume reinvestment of all distributions. Historical performance results for investment indexes generally do not reflect the deduction of transaction and/or custodial charges or the deduction of an investment management fee, the incurrence of which would have the effect of decreasing historical performance results. It is not possible to invest directly in an index.

Source ice Data Indices, LLC ("ICE"), used with permission. ICE permits use of the ICE indices and related data on an "as is" basis; ICE, its affiliates and their respective third party suppliers disclaim any and all warranties and representations, express and/or implied, including any warranties of merchantability or fitness for a particular purpose or use, including the indices, index data and any data included in, related to, or derived therefrom. Neither ICE data, its affiliates or their respective third party providers guarantee the quality, adequacy, accuracy, timeliness or completeness of the indices or the index data or any component thereof, and the indices and index data and all components thereof are provided on an "as is" basis and licensee's use it at licensee's own risk. ICE data, its affiliates and their respective third party do not sponsor, endorse, or recommend chandler asset management, or any of its products or services.

This report is provided for informational purposes only and should not be construed as a specific investment or legal advice. The information contained herein was obtained from sources believed to be reliable as of the date of publication, but may become outdated or superseded at any time without notice. Any opinions or views expressed are based on current market conditions and are subject to change. This report may contain forecasts and forward-looking statements which are inherently limited and should not be relied upon as indicator of future results. Past performance is not indicative of future results. This report is not intended to constitute an offer, solicitation, recommendation or advice regarding any securities or investment strategy and should not be regarded by recipients as a substitute for the exercise of their own judgment.

Fixed income investments are subject to interest, credit and market risk. Interest rate risk: the value of fixed income investments will decline as interest rates rise. Credit risk: the possibility that the borrower may not be able to repay interest and principal. Low rated bonds generally have to pay higher interest rates to attract investors willing to take on greater risk. Market risk: the bond market in general could decline due to economic conditions, especially during periods of rising interest rates.

Ratings information have been provided by Moody's, S&P and Fitch through data feeds we believe to be reliable as of the date of this statement, however we cannot guarantee its accuracy.

Security level ratings for U.S. Agency issued mortgage-backed securities ("MBS") reflect the issuer rating because the securities themselves are not rated. The issuing U.S. Agency guarantees the full and timely payment of both principal and interest and carries a AA+/Aaa/AAA by S&P, Moody's and Fitch respectively.

Benchmark Disclosures

ICE BAML 0-5 Yr US Treasury Index

The ICE BAML 0-5 Year US Treasury Index tracks the performance of US Dollar denominated Sovereign debt publicly issued by the US government in its domestic market with maturities less than three years. Qualifying securities must have at least 18 months to maturity at point of issuance, at least one month and less than five years remaining term to final maturity, a fixed coupon schedule and a minimum amount outstanding of \$1 billion. (Index: GVQA. Please visit www.mlindex.ml.com for more information)

ITEM 4

Series 2019/2020 Bond Sale Briefing

**There are no materials
for this item at this time.**

EXECUTIVE COMMITTEE Meeting Date: **NOVEMBER 25, 2019**

Subject:

Pre-Approval of Travel Requests and Approval of Business and Travel Expense Reimbursement Requests for Board Members, the President/CEO, the Chief Auditor and General Counsel

Recommendation:

Pre-approve Travel Requests and approve Business and Travel Expense Reimbursement Requests.

Background/Justification:

Authority Policy 3.30 (3)(b) and (4) require that travel and business expense reimbursements of Board Members, the President/CEO, the Chief Auditor and the General Counsel be approved or pre-approved by the Executive Committee and presented to the Board for its information at its next regularly scheduled meeting.

On July 1, 2019, the Executive Committee pre-approved set dollar amounts for routine, in-town business expenses to be used during Fiscal Year 2020 for the President/CEO, General Counsel and Chief Auditor as authorized in Policy 3.30(3)(b)(i)(C).

The attached reports are being presented to comply with the requirements of Policy 3.30.

Fiscal Impact:

Funds for Business and Travel expenses are included in the FY 2019-2020 Budget.

Authority Strategies/Focus Areas:

This item supports one or more of the following (*select at least one under each area*):

Strategies

- Community Strategy Customer Strategy Employee Strategy Financial Strategy Operations Strategy

Focus Areas

- Advance the Airport Development Plan Transform the Customer Journey Optimize Ongoing Business

Environmental Review:

- A. This Board action is not a project that would have a significant effect on the environment as defined by the California Environmental Quality Act (CEQA), as amended. 14 Cal. Code Regs. §15378. This Board action is not a “project” subject to CEQA. Cal. Pub. Res. Code §21065.

- B. California Coastal Act Review: This Board action is not a "development" as defined by the California Coastal Act. Cal. Pub. Res. Code §30106.

Application of Inclusionary Policies:

Not applicable.

Prepared by:

TONY R. RUSSELL
DIRECTOR, BOARD SERVICES/AUTHORITY CLERK

TRAVEL REQUESTS

K. BECKER

**SAN DIEGO COUNTY REGIONAL AIRPORT AUTHORITY
OUT-OF-TOWN TRAVEL REQUEST**

GENERAL INSTRUCTIONS:

- A. All out-of-town travel requests must conform to applicable provisions of Policy 3.30.
- B. Once traveler completes form, submit to the traveler's Administrator for approval (for Board Members, President/CEO, General Counsel and Chief Auditor, Administrator is Board Executive Committee).

TRAVELER INFORMATION:

Traveler Name: Kimberly J. Becker Department: Executive, BU6
 Position: Board Member President/CEO General Counsel Chief Auditor
 All Other Authority Employees

DATE OF REQUEST: 11/14/19 DATE OF DEPARTURE/RETURN: 12/18/19 / 12/20/19

DESTINATION / BUSINESS PURPOSE:

Destination: New York, NY

Business Purpose: Jet Blue & JAL Airlines Air Service Development Visit

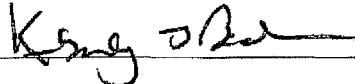
PROJECTED OUT-OF-TOWN TRAVEL EXPENSES:

A. Transportation Costs:	
• Airfare <input type="checkbox"/> check box for business class or equivalent (international only)	\$ <u>900.00</u>
• Rental Car	\$ _____
• Other Transportation (Taxi, TNC, Train, Bus)	\$ <u>150.00</u>
• Auto (Gas, Parking/Tolls, Mileage)	\$ _____
B. Lodging	\$ <u>500.00</u>
C. Meals and Incidental Expenses (Per Diem)	\$ <u>200.00</u>
D. Seminar and Conference Fees	\$ _____
E. Entertainment	\$ _____
TOTAL PROJECTED TRAVEL EXPENSES	\$ <u>1750.00</u>

CERTIFICATION BY TRAVELER

By my signature below, I certify the following:


- 1. The above-listed projected out-of-town travel expenses conform to Policy 3.30, are reasonable and directly related to Authority business; and
- 2. I have attended training regarding my responsibilities pursuant to Policy 3.30 within the past two years.

Travelers Signature:  Date: 11/14/19

CERTIFICATION BY ADMINISTRATOR (If Administrator is Executive Committee, Clerk certifies below.)

By my signature below, I certify the following:

- 1. I have reviewed this out-of-town travel request and made inquiries to determine that the out-of-town travel and identified expenses are directly related to and necessary for the advancement of the Authority's business and reasonable in comparison to the anticipated benefits to the Authority; and
- 2. I have attended training regarding my responsibilities pursuant to Policy 3.30 within the past two years.

Administrator's Signature:  Date: 11/15/19

AUTHORITY CLERK CERTIFICATION ON BEHALF OF EXECUTIVE COMMITTEE

I, _____, certify that this document was approved
(Name of Clerk)
 by the Executive Committee at its _____ meeting.
(Meeting Date)

TRAVEL EXPENSES

K. BECKER

SAN DIEGO COUNTY REGIONAL AIRPORT AUTHORITY
TRAVEL EXPENSE REIMBURSEMENT REPORT - Board Members, President/CEO, General Counsel, Chief Auditor
 (To be completed within 30 days from travel return date for domestic travel; 45 days for international travel)

Refer to Authority Policy 3.30 - Business and Travel Expense Reimbursement Policy, outlining appropriate reimbursable expenses. Attach all required supporting documentation. All receipts must be detailed (credit card receipts do not provide sufficient detail). Any special items should be explained in the space provided below.

Policy 3.30 - Business and Travel Expense Reimbursement

Business and Travel Reimbursement Guidelines

Employee/Trip Information Date: _____

Name: Kimberly J. Becker Dept: Executive Division, BU6

Departure Date: 9/16/2019 Return Date: 9/25/2019 Report Due: 10/25/19

Destination: Auckland, New Zealand and Adelaide, Australia

Business Purpose: Air Service Meeting with New Zealand Air and 2019 World Routes Conference

Expense items not included in Per Diem	Authority Prepaid Expenses	Employee Paid Expenses							TOTAL
		9/16/19 Monday	9/17/19 Tuesday	9/18/19 Wednesday	9/19/19 Thursday	9/20/19 Friday	9/21/19 Saturday	9/22/19 Sunday	
Air Fare, Railroad, Bus	7,071.23								-
Conference Fees	2,429.00								-
Rental Car									-
Gas									-
Parking & Tolls									-
Mileage - Attach mileage form									-
Taxi / TNC / Shuttle Fare									-
Lodging				261.10	213.75				474.85
Telephone, Internet and Fax									-
Laundry									-
Miscellaneous Credit Card Surcharge						9.50			9.50
									-
	\$ 9,500.23								\$ 484.35

Expense items included in Per Diem:

Meals & Incidental Expenses (M&IE) Meals will be reimbursed at established Per Diem rates. Receipts shall not be required except for authorized meals above per diem rate (approved by CEO or Vice President below). If a meal is provided by a conference or meeting, do not include the meal for reimbursement below. On first travel day, only include lunch and dinner if flight departs after 9:00 a.m. On last travel day, only include breakfast and lunch if flight returns before 6:00 p.m.

	Enter Daily Per Diem Rate	GSA Per Diem for Domestic							US Dept of State Per Diem for International							
		9/16/19 Monday	9/17/19 Tuesday	9/18/19 Wednesday	9/19/19 Thursday	9/20/19 Friday	9/21/19 Saturday	9/22/19 Sunday	9/16/19 Monday	9/17/19 Tuesday	9/18/19 Wednesday	9/19/19 Thursday	9/20/19 Friday	9/21/19 Saturday	9/22/19 Sunday	
Breakfast	\$24.00			24.00	24.00											48.00
Lunch	\$40.00			40.00	40.00											80.00
Dinner	\$64.00	64.00			64.00											128.00
Incidentals	\$31.00	31.00		31.00	31.00											93.00
Total M&IE	\$159.00	95.00		95.00	159.00											349.00
				60.44												60.44
Total Meal and Incidental Expenses		\$ 95.00	\$ -	\$ 155.44	\$ 159.00	\$ -	\$ -	\$ -								409.44

Explanation: Substantiation for exception should be attached On 09/18, there was a group dinner with the air service representatives of Air New Zealand. Hampton Brown paid for the SAN and Air New Zealand representatives. Kim Becker paid for her own meal.	Trip Grand Total	10,394.02
	Less Cash Advance (Attach copy of Authority check)	
	Less Expenses Prepaid by Authority	9,500.23
	Due Traveler - if positive amount, prepare check request Due Authority - if negative, attach check payable to SDCRAA	\$893.79 Sub-Total

Note: Send this report to Accounting even if the amount is \$0.

By signing below, TRAVELER: (a) acknowledges understanding and agreeing to be bound by Authority Policy 3.30 - Business and Travel Expense Reimbursement Policy; (b) certifies that this report is true and correct and all claimed expenses were incurred in connection with official Authority business; and (c) understands that any purchases/claims that are not allowed will be traveler's responsibility. By signing below, ADMINISTRATOR certifies, based on reasonable inquiry, that expenses approved in this report were reasonable, necessary, directly related to the Authority's business, and that they are reimbursable under Authority Policy 3.30.

Prepared By: DIANE CASEY Ext.: 2445

Traveler's Signature: [Signature] Date: 10/1/19

AUTHORITY CLERK CERTIFICATION ON BEHALF OF EXECUTIVE COMMITTEE (To be completed by Clerk)

I, _____ hereby certify that this document was approved by the Executive Committee at its meeting on _____

Clerk Signature: _____ Date: _____

SAN DIEGO COUNTY REGIONAL AIRPORT AUTHORITY
TRAVEL EXPENSE REIMBURSEMENT REPORT - Board Members, President/CEO, General Counsel, Chief Auditor
 (To be completed within 30 days from travel return date for domestic travel; 45 days for international travel)

Refer to Authority Policy 3.30 - Business and Travel Expense Reimbursement Policy, outlining appropriate reimbursable expenses. Attach all required supporting documentation. All receipts must be detailed (credit card receipts do not provide sufficient detail). Any special items should be explained in the space provided below.

Policy 3.30 - Business and Travel Expense Reimbursement

Business and Travel Reimbursement Guidelines

Employee/Trip Information Date: _____

Name: Kimberly J. Becker Dept: Executive Division, BU6

Departure Date: 9/16/2019 Return Date: 9/25/2019 Report Due: 10/25/19

Destination: Auckland, New Zealand and Adelaide, Australia

Business Purpose: Air Service Meeting with New Zealand Air and 2019 World Routes Conference

Expense items not included in Per Diem	Authority Prepaid Expenses	Employee Paid Expenses							TOTAL
		9/20/19 Friday	9/21/19 Saturday	9/22/19 Sunday	9/23/19 Monday	9/24/19 Tuesday	9/25/19 Wednesday	9/26/19 Thursday	
Air Fare, Railroad, Bus									-
Conference Fees									-
Rental Car									-
Gas									-
Parking & Tolls									-
Mileage - Attach mileage form									-
Taxi / TNC / Shuttle Fare					7.72				7.72
Lodging		291.60	291.60	297.73	297.73	297.73	14.82		1,491.21
Telephone, Internet and Fax									-
Laundry									-
Miscellaneous:									-
									-
	\$ -								\$ 1,498.93

Expense items included in Per Diem:

Meals & Incidental Expenses (M&IE) Meals will be reimbursed at established Per Diem rates. Receipts shall not be required except for authorized meals above per diem rate (approved by CEO or Vice President below). If a meal is provided by a conference or meeting, do not include the meal for reimbursement below. On first travel day, only include lunch and dinner if flight departs after 9:00 a.m. On last travel day, only include breakfast and lunch if flight returns before 6:00 p.m.

	Enter Daily Per Diem Rate	GSA Per Diem for Domestic							TOTAL
		9/20/19 Friday	9/21/19 Saturday	9/22/19 Sunday	9/23/19 Monday	9/24/19 Tuesday	9/25/19 Wednesday	9/26/19 Thursday	
Breakfast	\$18.00	18.00	18.00	18.00	18.00	18.00	18.00		108.00
Lunch	\$30.00	30.00	30.00				30.00		90.00
Dinner	\$48.00	48.00			48.00		48.00		144.00
Incidentals	\$24.00	24.00	24.00	24.00	24.00	24.00	24.00		144.00
Total M&IE	\$120.00	120.00	72.00	42.00	90.00	42.00	120.00		486.00
Approved Meal Exception Above Per Diem Rate ¹									-
Total Meal and Incidental Expenses		\$ 120.00	\$ 72.00	\$ 42.00	\$ 90.00	\$ 42.00	\$ 120.00	\$ -	486.00

Explanation: Substantiation for exception should be attached	Trip Grand Total	1,984.93
	Less Cash Advance (Attach copy of Authority check)	
	Less Expenses Prepaid by Authority	-
	Due Traveler - if positive amount, prepare check request	\$1,984.93
	Due Authority - if negative, attach check payable to SDCRAA	Sub-Total \$2,878.72

By signing below, TRAVELER: (a) acknowledges understanding and agreeing to be bound by Authority Policy 3.30 - Business and Travel Expense Reimbursement Policy; (b) certifies that this report is true and correct and all claimed expenses were incurred in connection with official Authority business; and (c) understands that any purchases/claims that are not allowed will be traveler's responsibility. By signing below, ADMINISTRATOR certifies, based on reasonable inquiry, that expenses approved in this report were reasonable, necessary, directly related to the Authority's business, and that they are reimbursable under Authority Policy 3.30.

Prepared By: DIANE CASEY Ext.: 2445

Traveler's Signature: Kimberly Becker Date: 10/1/19

AUTHORITY CLERK CERTIFICATION ON BEHALF OF EXECUTIVE COMMITTEE (To be completed by Clerk)

I, _____ hereby certify that this document was approved by the Executive Committee at its meeting on _____

Clerk Signature: _____ Date: _____

**SAN DIEGO COUNTY REGIONAL AIRPORT AUTHORITY
OUT-OF-TOWN TRAVEL REQUEST**

GENERAL INSTRUCTIONS:

- A. All travel requests must conform to applicable provisions of Policies 3.30 and 3.40.
- B. Personnel traveling at Authority expense shall, consistent with the provisions of Policies 3.30 and 3.40, use the most economical means available to affect the travel.

1. TRAVELER:

Travelers Name: Kimberly J. Becker Dept: 6

Position: Board Member President/CEO Gen. Counsel Chief Auditor

All other Authority employees (does not require executive committee administrator approval)

2. DATE OF REQUEST: 05/09/19 **PLANNED DATE OF DEPARTURE/RETURN:** 09/16/19 09/25/19

3. DESTINATIONS/PURPOSE (Provide detailed explanation as to the purpose of the trip— continue on extra sheets of paper as necessary):

Destination: Auckland, New Zealand and Adelaide, Australia Purpose: Meeting with New Zealand Airlines Regarding Air Service Development and World Routes 2019 Conference

4. PROJECTED OUT-OF-TOWN TRAVEL EXPENSES

A. TRANSPORTATION COSTS:	
• AIRFARE	\$ <u>6,600.00</u>
• *RENTAL CAR (Must complete page 2)	\$ _____
• OTHER TRANSPORTATION (Taxi, Train)	\$ <u>300.00</u>
B. LODGING	\$ <u>2,000.00</u>
C. MEALS	\$ <u>500.00</u>
D. SEMINAR AND CONFERENCE FEES	\$ <u>2,400.00</u>
E. ENTERTAINMENT (If applicable)	\$ _____
F. OTHER INCIDENTAL EXPENSES	\$ _____
TOTAL PROJECTED TRAVEL EXPENSE	\$ <u>\$11,800.00</u>

*Permitted in limited circumstances; must be pre-approved. Provide a copy of Out-of-Town Travel Request form to Risk Management prior to travel in order to obtain insurance identification card covering rental period.

CERTIFICATION BY TRAVELER By my signature below, I certify that the above listed out-of-town travel and associated expenses conform to the Authority's Policies 3.30 and 3.40 and are reasonable and directly related to the Authority's business.

Travelers Signature: Kimberly J. Becker Date: 5/10/19

CERTIFICATION BY ADMINISTRATOR (Where Administrator is the Executive Committee, the Authority Clerk's signature is required).

By my signature below, I certify the following:

1. I have conscientiously reviewed the above out-of-town travel request and the details provided on the reverse.
2. The concerned out-of-town travel and all identified expenses are necessary for the advancement of the Authority's business and reasonable in comparison to the anticipated benefit to the Authority.
3. The concerned out-of-town travel and all identified expenses conform to the requirements and intent of Authority's Policies 3.30 and 3.40.

Administrator's Signature: _____ Date: _____

AUTHORITY CLERK CERTIFICATION ON BEHALF OF EXECUTIVE COMMITTEE

I, Martha Morales, Asst. Authority Clerk I, hereby certify that this document was approved
(Please leave blank. Whoever clerk's the meeting will insert their name and title.)
by the Executive Committee at its May 23, 2019 meeting.
(Leave blank and we will insert the meeting date.)

Kim Becker
Australia
09/16-09/25/19

Traveltrust Corporation
374 North Coast Hwy 101
Encinitas, CA 92024
Phone: (760) 635-1700

TRAVELTRUST

ADD TO OUTLOOK

Friday, 24MAY 2019 12:16 PM EDT

Passengers: KIMBERLY JANE BECKER (06)

Agency Reference Number: TZHKKW

Click here to view your current itinerary or ETicket receipt on-line: tripcase.com

Air New Zealand Confirmation VCRZ6H

Please review your itinerary and report any discrepancies to Traveltrust within 24hrs of receipt
Be sure to visit www.traveltrust.com for additional travel information

TRAVELTRUST STRONGLY RECOMMENDS CHECKING IN
ONLINE WITH YOUR AIRLINE AT LEAST 24 HOURS PRIOR TO
EACH FLIGHT FOR THE MOST CURRENT TIMES AND ALERTS

FOR TRAVEL TO NEW ZEALAND A US CITIZEN
MUST HAVE A VALID PASSPORT
FOR TRAVEL TO AUSTRALIA A US CITIZEN
MUST HAVE A VALID PASSPORT AND VISA

YOU CANNOT TRAVEL OUT OF THE UNITED STATES IF YOUR US
PASSPORT EXPIRES WITHIN 6 MONTHS OF YOUR DEPARTURE DATE
YOUR INTERNATIONAL TRAVEL MAY REQUIRE VACCINATIONS
PLEASE CHECK WWW.CDC.GOV FOR LATEST REQUIREMENTS

CERTAIN FARES MAY REQUIRE REISSUANCE AT TIME OF
CANCELLATION. PLEASE CONTACT THE AIRLINE OR TRAVELTRUST

AIR **Monday, 16SEP 2019** 

Air New Zealand
Operated By: SKYWEST AIR DBA UNITED EXPRESS **Flight Number:** 6938 **Class:** J- Business
From: San Diego CA, USA **Depart:** 05:45 PM
To: Los Angeles CA, USA **Arrive:** 06:50 PM
Stops: Nonstop **Duration:** 1 hour(s) 5 minute(s)
Seats: 03A **Status:** CONFIRMED **Miles:** 98 / 157 KM
Equipment: E7W/AIR
DEPARTS SAN TERMINAL 2 - ARRIVES LAX TERMINAL 7
Frequent Flyer Number **CA 1F258808 applied to NZ**
Air New Zealand Confirmation number is VCRZ6H

AIR **Monday, 16SEP 2019** 

Air New Zealand **Flight Number:** 0001 **Class:** J- Business
From: Los Angeles CA, USA **Depart:** 09:40 PM
To: Auckland Intl, New Zealand **Arrive:** 05:30 AM 18SEP
Stops: Nonstop **Duration:** 12 hour(s) 50 minute(s)
Seats: 10J **Status:** CONFIRMED **Miles:** 6517 / 10427 KM
Equipment: Boeing 777 Jet 200/300 **MEAL:** DINNER - BREAKFAST

Kim Becker
Australia
09/16-09/25/19

DEPARTS LAX TERMINAL TOM BRADLEY INTL TERM - ARRIVES AKL INTERNATIONAL TERMINAL


Frequent Flyer Number: UAJF258808 applied to NZ

Air New Zealand Confirmation number is VCRZ6H

AIR	Friday, 20SEP 2019	
Air New Zealand	Flight Number: 0191	Class: J- Business
From: Auckland Intl, New Zealand	Depart: 08:25 AM	
To: Adelaide SA, Australia	Arrive: 10:45 AM	
Stops: Nonstop	Duration: 4 hour(s) 50 minute(s)	
Seats: 02B	Status: CONFIRMED	Miles: 2021 / 3234 KM
Equipment: Boeing 777 Jet	MEAL: BREAKFAST	
DEPARTS AKL INTERNATIONAL TERMINAL - ARRIVES ADL MAIN TERMINAL		
Frequent Flyer Number: UAJF258808 applied to NZ		
Air New Zealand Confirmation number is VCRZ6H		

AIR	Wednesday, 25SEP 2019	
Air New Zealand	Flight Number: 0192	Class: Z- Business
From: Adelaide SA, Australia	Depart: 12:00 PM	
To: Auckland Intl, New Zealand	Arrive: 06:35 PM	
Stops: Nonstop	Duration: 4 hour(s) 5 minute(s)	
Seats: 03K	Status: CONFIRMED	Miles: 2021 / 3234 KM
Equipment: 789/AIR	MEAL: LUNCH	
DEPARTS ADL MAIN TERMINAL - ARRIVES AKL INTERNATIONAL TERMINAL		
Frequent Flyer Number: UAJF258808 applied to NZ		
Air New Zealand Confirmation number is VCRZ6H		

AIR	Wednesday, 25SEP 2019	
Air New Zealand	Flight Number: 0008	Class: Z- Business
From: Auckland Intl, New Zealand	Depart: 07:45 PM	
To: San Francisco CA, USA	Arrive: 01:00 PM	
Stops: Nonstop	Duration: 12 hour(s) 15 minute(s)	
Seats: 05B	Status: CONFIRMED	Miles: 6531 / 10450 KM
Equipment: Boeing 777 Jet 200/300	MEAL: DINNER - BREAKFAST	
DEPARTS AKL INTERNATIONAL TERMINAL - ARRIVES SFO INTERNATIONAL TERMINAL		
Frequent Flyer Number: UAJF258808 applied to NZ		
Air New Zealand Confirmation number is VCRZ6H		

AIR	Wednesday, 25SEP 2019	
Air New Zealand	Flight Number: 9584	Class: Z- Business
Operated By: UNITED AIRLINES	Depart: 03:10 PM	
From: San Francisco CA, USA	Arrive: 04:53 PM	
To: San Diego CA, USA	Duration: 1 hour(s) 43 minute(s)	
Stops: Nonstop	Status: CONFIRMED	Miles: 436 / 698 KM
Seats: 01B	MEAL: REFRSHMNT/COMP	
Equipment: 7M9/AIR		
DEPARTS SFO TERMINAL 3 - ARRIVES SAN TERMINAL 2		
Frequent Flyer Number: UAJF258808 applied to NZ		
Air New Zealand Confirmation number is VCRZ6H		

THIS TICKET IS NON-REFUNDABLE AND MUST BE USED FOR THE FLIGHTS BOOKED. IF THE RESERVATION IS NOT USED OR CANCELLED BEFORE THE DEPARTURE OF YOUR FLIGHTS IT MAY HAVE NO VALUE. CONTACT TRAVELTRUST BEFORE

Kim Becker
Australia
09/16-09/25/19

YOUR OUTBOUND FLIGHT IF CHANGE IS NECESSARY.
AIR NEW ZEALAND CONFIRMATION NUMBER - VCRZ6H
FOR EMERGENCY SERVICE FROM UNITED STATES - 888-221-6043
FOR EMERGENCY SERVICE FROM NEW ZEALAND - 00-800-7373-7882
FOR EMERGENCY SERVICE FROM AUSTRALIA - 0011-800-7373-7882

Ticket/Invoice Information

Ticket for: KIMBERLY JANE BECKER
Date issued: 5/24/2019 Invoice Nbr: 5534733
Ticket Nbr: NZ7364086816 Electronic Tkt: Yes Amount: 7031.23 USD
Base: 6816.00 US Tax: 37.20 USD XT Tax: 178.03 USD
Charged to: AX*****1013

Service fee: KIMBERLY JANE BECKER
Date issued: 5/24/2019
Document Nbr: XD0767715519 Amount: 40.00
Charged to: AX*****1013

Total Tickets: 7031.23
Total Fees: 40.00
Total Amount: 7071.23

Click here 24 hours in advance to obtain boarding passes:

[AIR NEW ZEALAND](#)

Click here to review Baggage policies and guidelines:

[AIR NEW ZEALAND](#)

Check operating carrier website for any policies that may vary.

TSA Guidance- a government issued photo id is needed for checkin.
Please allow minimum 3 hour check-in for International flights and 2 hours for Domestic.
For Additional security information visit www.tsa.gov.
All coupons related to this ticket must be used in the sequence purchased or you may be subject to a change in airfare per the carrier's discretion.
Follow us on Twitter @Traveltrustcorp

Thank you for choosing Traveltrust!
Our Business Hours are Sunday 10pm - Friday 10pm Pacific
Saturday from 9am-1pm Pacific.
For EMERGENCY AFTERTHOUS assistance in the US, please call 888-221-6043 and use VIP Code SJE72.
You can also use the Direct Dial Number 682-233-1914 or the collect number 682-647-0061.
Each call is billable at a minimum \$25.00 per call/reservation



SAN DIEGO COUNTY REGIONAL AIRPORT AUTHORITY

Kim Becker
Australia
09/16 - 09/25/19
ORIGINAL (BLUE) - TREASURY
COPY (YELLOW) - REM ACCOUNTS BOOK

SDCRAA WIRE TRANSFER REQUEST

WT# 19-60

TRANSFER TO Lloyds TSB Bank PLC		DATE PREPARED 6/12/2019
IN PAYMENT OF THE FOLLOWING Conference Admissions Airport 10-25m 2019 World Routes Conference - Registration for Kim Becker Adelaide, Australia September 16 - 25, 2019	AMOUNT 1,884.00 GBP	ORIGINATING DEPARTMENT/BU BU6 Executive Division PREPARED BY Diane Casey EXT 2445
TOTAL \$		\$0.00

WIRE INSTRUCTIONS

TRANSFER DATE 6/12/2019

BANK NAME Lloyds TSB Bank PLC

ABA# [REDACTED]

BENEFICIARY UBM Limited (UK)

BANK CREDIT
ACCT [REDACTED]

ADDITIONAL INFO IBAN GB18 [REDACTED]

\$ 2429.00
USD

I CERTIFY THE ABOVE CLAIM IS TRUE AND CORRECT INCLUDING THAT ANY APPLICABLE TERMS AND CONDITIONS HAVE BEEN FULFILLED

Kimberly J. Becker
Kimberly J. Becker, President/CEO

APPROVED FOR PROCESSING

Accounting Department

DISTRIBUTION OF CHARGES - TO BE COMPLETED BY ORIGINATING DEPARTMENT/BUSINESS UNIT

DEPARTMENT/ BUSINESS UNIT	OBJECT/SUBSIDIARY	* SUB- LEDGER	WORK ORDER/ TRACKING ORDER	COST OBJECT/ LOCATION	AMOUNT	COMMENTS
6				66280.110		

* "w" for tracking orders or work orders

AP NOTES

VENDOR NO. _____

INVOICE NO. _____

INVOICE DATE _____

PYMT DATE _____

RT TO BU _____ SEP CK _____

FINANCE INFORMATION

FED REF #: _____

SEND DATE: _____

INITIATED BY: _____

APPROVED BY: _____



**SAN DIEGO COUNTY
REGIONAL AIRPORT AUTHORITY**

*Kim Becker
Australia
09/16-09/25/19*
ORIGINAL (BLUE) - TREASURY
COPY (YELLOW) - REM ACCOUNTS BOOK

SDCRAA WIRE TRANSFER REQUEST

WT# 19-60

TRANSFER TO Lloyds TSB Bank PLC		DATE PREPARED 6/12/2019
IN PAYMENT OF THE FOLLOWING Conference Admissions Airport 10-25m 2019 World Routes Conference - Registration for Kim Becker Adelaide, Australia September 16 - 25, 2019		AMOUNT 1,884.00 GBP
		ORIGINATING DEPARTMENT/BU BU6 Executive Division
		PREPARED BY Diane Casey EXT 2445
TOTAL \$		\$0.00

WIRE INSTRUCTIONS

TRANSFER DATE 6/12/2019

BANK NAME Lloyds TSB Bank PLC

ABA# [REDACTED]

BENEFICIARY UBM Limited (UK)

BANK CREDIT
ACCT [REDACTED]

ADDITIONAL INFO IBAN GB18 [REDACTED]

I CERTIFY THE ABOVE CLAIM IS TRUE AND CORRECT INCLUDING THAT ANY APPLICABLE TERMS AND CONDITIONS HAVE BEEN FULFILLED

Kimberly J. Becker

Kimberly J. Becker, President/CEO

APPROVED FOR PROCESSING

Accounting Department

DISTRIBUTION OF CHARGES - TO BE COMPLETED BY ORIGINATING DEPARTMENT/BUSINESS UNIT

DEPARTMENT/ BUSINESS UNIT	OBJECT/SUBSIDIARY	* SUB- LEDGER	WORK ORDER/ TRACKING ORDER	COST OBJECT/ LOCATION	AMOUNT	COMMENTS
6				66280.110		

* "w" for tracking orders or work orders

AP NOTES

VENDOR NO. _____

INVOICE NO. _____

INVOICE DATE _____

PYMT DATE _____

RT TO BU _____ SEP CK _____

FINANCE INFORMATION

FED REF #: _____

SEND DATE: _____

INITIATED BY: _____

APPROVED BY: _____

Kim Becker
Australia
09/16-09/25/19

TAX INVOICE



Transaction:	10299559
Transaction Date:	10-JUN-2019
Account:	[REDACTED]
P.O.:	
Your GST No.:	
Client Name:	
Related Transaction:	

World Routes 2019
Adelaide Show Ground
21-SEP-2019 - 24-SEP-2019

UBM (UK) Limited Business Service Centre 1st Floor, 11 Tower View Kings Hill West Malling Kent ME19 4UY United Kingdom	
UBM Contact:	EMEA Credit Control
Telephone:	+44 207921 8506
Fax:	
Email	EmeaCreditControl@ubm.com

Accounts Payable
San Diego International Airport
Accounts Payable
Communter Terminal 3rd Floor 3225 N
Harb
California
San Diego CA 92101
United States

Order/Contract	Order Date	Salesperson	Payment Terms	Due Date
1444878	07-JUN-2019	No Sales Credit	Invoice amount due by return	24-JUN-2019

Description	Quantity	Price	% this Invoice	GST IDs	Net	GST	Total
Conference Admissions Airport 10-25m pax NM - Base P Contact Name: Kimberly Becker Stand Size: 0	1	1,884.00	100	a	1,884.00	0.00	1,884.00

Total Amount GBP 1,884.00 0.00 1,884.00

**SDCRAA
PAYMENT
AUTHORIZED**

All Items Partial

By Diane Casey

DATE 06/12/19

ID	ABN Registration	Tax Code	Tax Rate	Tax Amount	Local Amount	Exchange Rate
a	44 218 417 435	AU GST AU OUT OF SCOPE	0%	GBP 0.00	AUD 0.00	1.8222

UBM (UK) Limited 5 Howick Place London, SW1P 1WG, United Kingdom

Please send back the remittance advice below to ensure prompt allocation to your account.

Remittance Advice

Email Remittances:
remittances@ubm.com

UBM (UK) Limited
Business Service Centre
1st Floor, 11 Tower View
Kings Hill
West Malling
Kent
ME19 4UY
United Kingdom

Account: [REDACTED] Invoice: 10299559

Amount: GBP 1,884.00

Electronic Transfer:
Bank: LLOYDS TSB BANK PLC.
Branch: City Office Gillingham-300002
Account No.: [REDACTED]
Sort Code: 300002
SWIFT: LOYDGB2L
IBAN: GB1 [REDACTED]

Payer: San Diego International Airport

Credit Cards:
To make payment via credit card,
please call us on: +44 207921 8506

Cheques made payable to:
UBM (UK) Limited



San Diego County Regional Airport Authority
AP Detail Accounts by Business Unit
Department 6 - Executive Office
Payment Date From 6/1/2019 thru 7/2/2019
GL Date From 6/1/2019 thru 6/30/2019

Print Date: 7/8/2019
 Print Time: 3:00:25PM
 Report ID: AP0002

Location	Tracking or Work Order	Vendor Number	Vendor Name	Purchase Order Type-Number	Doc Type	Check/Wire #	Check Date	GL Date	Invoice Number	Invoice Description	Ledger Amount
54310.300 Deferential Comp											
6	15666	HARTFORD LIFE INSURANCE COMPAN			PN	8544	6/21/2019	6/21/19	FY19/20 401(A)	K.BECKER FY19/20 401(A)	\$5,000.00
Total Account.Sub: 54310.300 Deferential Comp											5,000.00
Total Account: 54310 Deferential Comp											5,000.00
65110 Office & Operating Suppl											
6	16410	STAPLES			PK	90183	6/4/2019	6/4/19	3414878353	5/19 8054485811 BU6	40.56
6	16410	STAPLES			PK	90212	6/6/2019	6/6/19	3414878355	5/19 8054485813 BU59	9.45
6	16410	STAPLES			PK	90263	6/11/2019	6/11/19	3416010438	6/19 8054589618 BU6	54.48
Total Account: 65110 Office & Operating Suppl											104.49
66240.100 Promotional-General											
6	134719	DIANE CASEY PCARD			PN	1198	6/30/2019	6/30/19	300001	Changing the Convers Mtg Lunch	-10.00
Total Account.Sub: 66240.100 Promotional-General											-10.00
Total Account: 66240 Promotional-General											-10.00
66280.110 Industry Organizatio											
6	130453	UBM(UK) LIMITED			PN	8550	6/19/2019	6/19/19	10299559	K.BECKER REGISTRATION	2,429.00
Total Account.Sub: 66280.110 Industry Organizatio											2,429.00
Total Account: 66280 Industry Organizatio											2,429.00
66300.100 Travel-General											
6	62742	AMERICAN EXPRESS			PK	90194	6/6/2019	6/6/19	052919	BECKER; AUCKLAND 9/16-9/25/19	40.00
Total Account.Sub: 66300.100 Travel-General											40.00
Total Account: 66300 Travel-General											40.00
Total Department 6 - Executive Office											7,563.49

Kim Becker
 Australia
 09/16 - 07/25/19

Kim Becker
Australia
09/16-09/25/19



HILTON AUCKLAND
PRINCES WHARF, 147 QUAY STREET
AUCKLAND, 1010
New Zealand
TELEPHONE +64 9 978 2000 • FAX +64 9 978 2001
Reservations
www.hilton.com or 1 800 HILTONS

KIMBERLY BECKER

[REDACTED]

[REDACTED]

UNITED STATES OF AMERICA

Copy of Tax Invoice:658430

Confirmation Number 3120238006

HILTON AUCKLAND 20/09/2019 5:52 AM

Room Number 401 /K1
Arrival Date 18/09/2019 10:03:00
Departure Date 20/09/2019
Adult/Child 1/0
Room Rate 338.53 NZD
Rate Plan HPPRP2
AL AA MTJ4330
Hilton Honors # [REDACTED]
GST 108-977-132
Folio No/Che 507704 A
Tax Date 20/09/2019

DATE	DESCRIPTION	Cashier	REF NO	GUEST CHARGES	CREDIT	BALANCE	USD
18/09/2019	EARLY ARRIVAL	CHSC	3964963	\$75.00	09/18 Early Arrival	47.35	47.35
18/09/2019	GUEST ROOM	KEKO	3965485	\$338.53	09/18 Room	213.75	213.75
19/09/2019	FISH FOOD BRKFST	LINTR	3965947	\$39.00			
19/09/2019	FISH FOOD BRKFST	LINTR	3965989		-\$39.00		
19/09/2019	GUEST ROOM	KEKO	3966582	\$338.53	09/19 Room	213.75	213.75
20/09/2019	CREDIT CARD SURCHARGE	DIJA1	3966909	\$15.04	09/20 Surcharge	9.50	9.50
20/09/2019	MC *9117	DIJA1	3966910		-\$767.10		
BALANCE						\$0.00	\$484.36

Total All Charges \$767.10
TOTAL INCLUDES GST OF \$100.06

conversion Rate
1.583772

Credit Card Details
APPR. CODE 01513455 MERCHANT ID 38039700
CARD NUMBER MC *9117 EXP DATE 08/22
TRANSACTION ID 3966910 TRANS TYPE Sale

Guest Signature _____
Please debit my account by the amount indicated above.

Kim Becker
Australia
09/16 - 09/25/19



Citi® / AAdvantage® Platinum Select® World Elite™ Mastercard® -9117

Transaction Details

Date	Description	Amount
Sep 20, 2019	Hilton Auckland Frnt Auckland NZL	\$484.35
Additional Details		
Purchased On		Sep 20, 2019
Posted On		Sep 20, 2019
Cardmember Name		Kimberly J Becker
Category		Lodging - Hilton
Foreign Currency		767.10 NEW ZEALAND DOLLA EQ
Merchant Details		New Zealand

TRAVEL EXPENSE RECEIPTS FOR KIMBERLY J. BECKER
Air New Zealand Headquarters Visit
2019 World Routes Conference
Auckland, New Zealand & Adelaide, Australia
September 16 - September 25, 2019

09/18/19 - Dinner

\$60.44 USD
 see attached bank
 statement

Paris Butter

SUMMARY

Table: 41

Tab:

Name: EXTRA
 Guests: 0
 Printed: 8:52 PM 18 Sep 19
 Opened: 7:02 PM 18 Sep 19
 Mikey B

Item	Paid	Due
PB Three Course Menu		80.00
Market Fish		0.00
Sub Total		\$ 80.00
TOTAL		\$ 80.00
TIP	\$ 15 ⁰⁰	
PAYMENT	\$ 95 ⁰⁰	

PARIS BUTTER
 GST#: 118-992-776
 AUCKLAND

-----EFTPOS-----
 TERMINAL 68517401
 TIME 18Sep19 20:57
 RAN 000616 CREDIT
 ICARD
 CARD9117
 MasterCard
 RID: A000000004
 PIX: 1010
 TC: A8487CA393B47F3E
 TVR 0000008000
 ATC 0023
 TSI E800
 AUTH 30298Z
 PURCHASE NZD80.00
 TIP NZD15.00
 TOTAL NZD95.00

ACCEPTED

 CUSTOMER COPY

GST # 118-992-776
 166 Jervois Rd, Herne Bay, Auckland 1011
 Ph: 09-376 5597

Printed by onetap systems

SAN + NEW ZEALAND AIR OPS
 GROUP DINNER

Kim Decker
Australia
09/16 - 09/25/19



Citi® / AAdvantage® Platinum Select® World Elite™ Mastercard® -9117

Transaction Details

Date	Description	Amount
Sep 18, 2019	PARIS BUTTER AUCKLAND NZL	\$60.44
Additional Details		
Purchased On		Sep 18, 2019
Posted On		Sep 18, 2019
Cardmember Name		Kimberly J Becker
Category		Restaurants - Eating Place, Restaurant
Foreign Currency		95.00 NEW ZEALAND DOLLA EQ
Merchant Details		New Zealand

DIPLOMACY IN ACTION

Home > Under Secretary for Management > Bureau of Administration > Office of Allowances

Per Diem Rates

- Excel Versions of Per Diem
- Foreign Per Diem Rates

Allowance Rates

- Allowances By Location
- Allowances By Type
- Biweekly Allowance Updates
- Custom Search
- Footnotes to Section 920

Standardized Regulations (DSSR)

- Archives (DSSR)
- Table of Contents (DSSR)

General Information

- Advance of Pay
- Consumables
- Danger Pay
- eAllowances
- Education
- Evacuation
- Extraordinary Quarters Allowance (EQA)
- Foreign Transfer Allowance (FTA)
- Frequently Asked Questions
- Home Service Transfer Allowance (HSTA)
- Living Quarters Allowance (LQA)
- Official Residence Expense (ORE)
- Per Diem
- Post Allowance (COLA)
- Post Hardship Differential
- R&R
- Representation Allowances
- Separate Maintenance Allowance (SMA)
- Service Needs Differential

Office of Allowances

Select by Location
 Select by Allowance Type
 Printer Friendly 

Foreign Per Diem Rates In U.S. Dollars DSSR 925

NEW ZEALAND: Auckland
 Publication Date: 10/01/2019

Previous Rates:

Country Name	Post Name	Season Begin	Season End	Maximum Lodging Rate	M & IE Rate	Maximum Per Diem Rate	Footnote	Effective Date
NEW ZEALAND	Auckland	01/01	12/31	238	159	397	N/A	10/01/2019



\$132	20	33	53	26
\$133	20	33	53	27
\$134	20	34	53	27
\$135	20	34	54	27
\$136	20	34	55	27
\$137	21	34	55	27
\$138	21	35	55	27
\$139	21	35	56	27
\$140	21	35	56	28
\$141	21	35	57	28
\$142	21	36	57	28
\$143	21	36	57	29
\$144	22	36	57	29
\$145	22	36	58	29
\$146	22	37	58	29
\$147	22	37	59	29
\$148	22	37	59	30
\$149	22	37	60	30
\$150	23	37	60	30
\$151	23	38	60	30
\$152	23	38	61	30
\$153	23	38	61	31
\$154	23	39	61	31
\$155	23	39	62	31
\$156	23	39	63	31
\$157	24	39	63	31
\$158	24	40	63	31
\$159	24	40	64	31
\$160	24	40	64	32
\$161	24	40	65	32
\$162	24	41	65	32
\$163	24	41	65	33
\$164	25	41	65	33
\$165	25	41	66	33
\$166	25	42	66	33
\$167	25	42	67	33
\$168	25	42	67	34
\$169	25	42	68	34
\$170	26	42	68	34
\$171	26	43	68	34
\$172	26	43	69	34
\$173	26	43	69	35
\$174	26	44	69	35
\$175	26	44	70	35



Kim Becker
Australia
09/16-09/25/19

KIMBERLY BECKER

[REDACTED]

[REDACTED]

UNITED STATES OF AMERICA

Room Number 523 /D2
Arrival Date 20/09/2019 11:51:00
Departure Date 25/09/2019 09:15:00
Adult/Child 1/0
Room Rate 398.05 AUD
Rate Plan HPPRP2
AL AA MTJ4330
Honors # [REDACTED]

Tax Invoice:1493898
Confirmation Number 3123702117

ABN 28 062 312 743 003
Folio No/Che 987715 B
Tax Date 25/09/2019

HILTON ADELAIDE 25/09/2019 9:15 AM

DATE	DESCRIPTION	Cashier	REF NO	GUEST CHARGES	CREDIT	BALANCE
20/09/2019	GUEST ROOM	JAJA	7383148	\$398.05	09/20 291.60 USD	
21/09/2019	GUEST ROOM	JAJA	7384674	\$398.05	09/21 291.60 USD	
22/09/2019	GUEST ROOM	YOYO	7385961	\$406.43	09/22 297.73 USD	
23/09/2019	GUEST ROOM	YOYO	7387435	\$406.43	09/23 297.73 USD	
24/09/2019	GUEST ROOM	YOYO	7389087	\$406.43	09/24 297.73 USD	
25/09/2019	CREDIT CARD SURCHARGE	MELO	7389813	\$20.23	surcharge 14.82 USD	
25/09/2019	MC *9117	MELO	7389815			-2,035.62
BALANCE						\$0.00

\$1491.21

Total All Charges \$2,035.62
TOTAL INCLUDES GST OF \$1.84
INCLUDES GST OF 10% \$183.23
TOTAL INCLUDES GST OF: \$0.00

Hilton Honors(R) stays are posted within 72 hours of checkout. To check your earnings or book your next stay at more than 5,700 hotels and resorts in 113 countries, please visit Honors.com

Credit Card Details

APPR. CODE 00 MERCHANT ID 121721923
CARD NUMBER MC *9117 EXP DATE 08/22
TRANSACTION ID 7389815 TRANS TYPE Sale

Guest Signature _____

Please debit my account by the amount indicated above.

SELECT

Hilton
Front Desk
233 Victoria Square

CUSTOMER COPY

MERCHANT ID : 516013515319868
TERMINAL ID : 61004511

MASTERCARD
CARD NUMBER
CREDIT (1)

*** 9117

CARD NUMBER 105402
CARD NUMBER 000435180263

COMPLETION AUD 2035.62
AUD 2035.62

APPROVED FX PURCHASE USD 1491.21

APPROVED FX CONVERSION RATE
AUD = 7325600 USD
(INCLUDES A MARGIN OF 3.600 %)

ORIGINAL AMOUNT IN
TRANSACTION CURRENCY USD 1491.21

TIME 19/19 09:13:24
SERIAL NUMBER 12607E

APPROVED
AUTH NUMBER 78569Z

PLEASE RETAIN FOR YOUR RECORDS

THIS CURRENCY CONVERSION SERVICE IS PROVIDED BY THE MERCHANT

IF YOU HAVE ANY QUESTIONS OR CONCERNS, PLEASE CONTACT YOUR APPROVED MERCHANT. HILTON AUSTRALIA

Kim Becker
Australia
09/16 - 09/25/19



Citi® / AAdvantage® Platinum Select® World Elite™ Mastercard® -9117

Transaction Details

Date	Description	Amount
Sep 25, 2019	Hilton Adelaide Adelaide AUS	\$1,491.21
Additional Details		
Purchased On		Sep 25, 2019
Posted On		Sep 25, 2019
Category		Lodging - Hilton
Merchant Details		Australia

TRAVEL EXPENSE RECEIPTS FOR KIMBERLY J. BECKER
Air New Zealand Headquarters Visit
2019 World Routes Conference
Auckland, New Zealand & Adelaide, Australia
September 16 - September 25, 2019

09/23/19 - Transportation

CASH CHARGE
TAX INVOICE

USD \$7.72

INDEPENDENT 132211
TAXI 2324 SA AU
MERCHANT ID: 56050727
TERMINAL ID: V51723
CLIENT ID: 5000
DRIVER ID: 2893
DRIVER ABN: 73731561724

PICK UP: WAYVILLE
DEST: ADELAIDE

RIF: 1 SINGLE

RECEIVED IN CASH
FARE \$10.40
SERV \$0.00
FRAS \$0.00
TOTAL FARE \$10.40
GST
GOV LEVY \$1.00
TOTAL AUD \$11.40

*** CUSTOMER RECEIPT ***
23/09/19 11:48 I



Historical Exchange Rates

Exchange Rates API

Corporate FX Payments

FX News

Support

Want Premium Features? With a Pro Account you'll get 25+ years of data, CSV downloads, and Central Bank Exchange Rates.

[Upgrade your Account](#) X

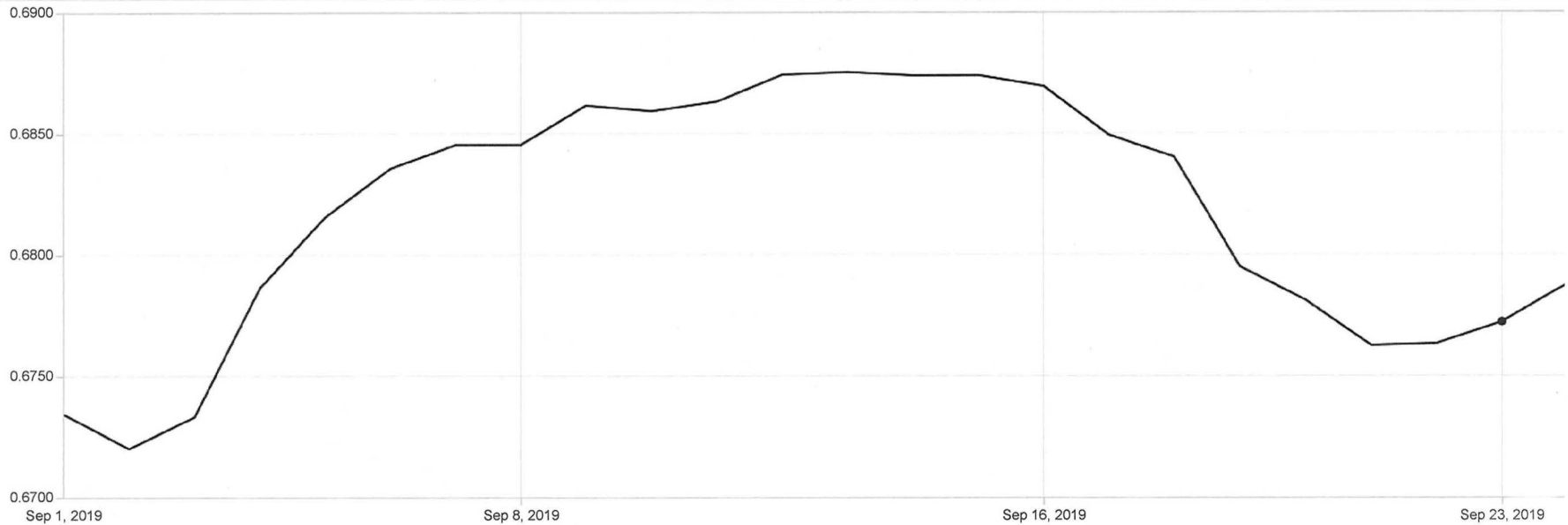
Range: **September 1, 2019 - October 1, 2019** Frequency: **Daily** Source: **OANDA Exchange Rates** Price: **Bid**

Currency I have: Currency I want:

Interbank +/-

Daily Bid rates - Monday, Sep 23, 2019

[Download](#)



Features and Functionality

The Historical Currency Converter is a simple way to access up to 25 years of historical exchange rates for 200+ currencies, metals, and cryptocurrencies. OANDA Rates® cover 38,000 FX currency pairs, and are easily downloadable into an Excel ready, CSV formatted file.

This tool is ideal for auditors, CPAs, tax professionals, and anyone who needs accurate and authoritative foreign exchange data for spot checking, analysis, and reporting. Currency data can be displayed in a graph or table view with up to 10 currencies at a time.

Our [Historical Currency Converter](#) is an easy to use, cloud-based solution and requires no installation, while being accessible from anywhere.

OANDA Rates® are calculated daily (Monday through Friday) and represent the previous 24 hour period aligned to UTC-midnight (8:00 PM Eastern Time). Bid, ask, and midpoint rates for the day are published and available no later than 10:00 PM Eastern Time.

How to get Historical FX Data

1. Pick your base currency and the currency (or currencies) you want converted.

OANDA uses cookies to make our websites easy to use and customized to our visitors. Cookies cannot be used to identify you personally. By visiting our website you consent to OANDA's use of cookies in accordance with our Privacy Policy. To block, delete or manage cookies, please visit aboutcookies.org. Restricting cookies will prevent you benefiting from some of the functionality of our website.



EN

Fly SAN to Philadelphia

Fly Boston to Washington

BOOK NOW

Round Trip \$100.58

BOOK NOW

Currency Converter

Currency Converter

Historical Exchange Rates (</currency/historical-rates/>)

Live Exchange Rates

(</currency/live-exchange-rates/>)

Transfer Money

(https://transferwise.com/partner/oanda?utm_source=oanda&utm_medium=affiliate&utm_campaign=currency-converter)

[print](#)

Currency I Have:

Australian Dollar **AUD**

AMOUNT: I have this much to exchange

11.40

Currency I Want:

US Dollar **USD**

AMOUNT: I want to buy something at this price

7.69783

DATE:

HELP (</help/how-to-use-currency-converter>)

INTERBANK +/-

Want to transfer money? [Try our Money Transfer service \(http://rates.oanda.com/money-transfer.html\)](http://rates.oanda.com/money-transfer.html)

[Rate Details](#)

[Traveler's Cheatsheet](#)

AUD/USD Details

DIPLOMACY IN ACTION

Home > Under Secretary for Management > Bureau of Administration > Office of Allowances

Per Diem Rates

- [Excel Versions of Per Diem](#)
- [Foreign Per Diem Rates](#)

Allowance Rates

- [Allowances By Location](#)
- [Allowances By Type](#)
- [Biweekly Allowance Updates](#)
- [Custom Search](#)
- [Footnotes to Section 920](#)

Standardized Regulations (DSSR)

- [Archives \(DSSR\)](#)
- [Table of Contents \(DSSR\)](#)

General Information

- [Advance of Pay](#)
- [Consumables](#)
- [Danger Pay](#)
- [eAllowances](#)
- [Education](#)
- [Evacuation](#)
- [Extraordinary Quarters Allowance \(EQA\)](#)
- [Foreign Transfer Allowance \(FTA\)](#)
- [Frequently Asked Questions](#)
- [Home Service Transfer Allowance \(HSTA\)](#)
- [Living Quarters Allowance \(LQA\)](#)
- [Official Residence Expense \(ORE\)](#)
- [Per Diem](#)
- [Post Allowance \(COLA\)](#)
- [Post Hardship Differential](#)
- [R&R](#)
- [Representation Allowances](#)
- [Separate Maintenance Allowance \(SMA\)](#)
- [Service Needs Differential](#)

Office of Allowances

Select by Location
 Select by Allowance Type
 Printer Friendly 

Foreign Per Diem Rates In U.S. Dollars DSSR 925

AUSTRALIA: Adelaide
Publication Date: 09/01/2019

Previous Rates:

Country Name	Post Name	Season Begin	Season End	Maximum Lodging Rate	M & IE Rate	Maximum Per Diem Rate	Footnote	Effective Date
AUSTRALIA	Adelaide	01/01	12/31	146	120	266	N/A	06/01/2019



\$88	13	22	35	18
\$89	13	22	36	18
\$90	14	22	36	18
\$91	14	23	36	18
\$92	14	23	37	18
\$93	14	23	37	19
\$94	14	24	37	19
\$95	14	24	38	19
\$96	14	24	39	19
\$97	15	24	39	19
\$98	15	25	39	19
\$99	15	25	40	19
\$100	15	25	40	20
\$101	15	25	41	20
\$102	15	26	41	20
\$103	15	26	41	21
\$104	16	26	41	21
\$105	16	26	42	21
\$106	16	27	42	21
\$107	16	27	43	21
\$108	16	27	43	22
\$109	16	27	44	22
\$110	17	27	44	22
\$111	17	28	44	22
\$112	17	28	45	22
\$113	17	28	45	23
\$114	17	29	45	23
\$115	17	29	46	23
\$116	17	29	47	23
\$117	18	29	47	23
\$118	18	30	47	23
\$119	18	30	48	23
\$120	18	30	48	24
\$121	18	30	49	24
\$122	18	31	49	24
\$123	18	31	49	25
\$124	19	31	49	25
\$125	19	31	50	25
\$126	19	32	50	25
\$127	19	32	51	25
\$128	19	32	51	26
\$129	19	32	52	26
\$130	20	32	52	26
\$131	20	33	52	26

Casey Diane

Subject: Air New Zealand and SAN Airport
Location: %FS G Osaka Mtng Rm - Seat 14 - Restricted
Start: Wed 9/18/2019 7:00 PM
End: Wed 9/18/2019 8:30 PM
Show Time As: Out of Office
Recurrence: (none)
Meeting Status: Accepted
Organizer: Simon Kleinsorge
Categories: Out of Office

-----Original Appointment-----

From: Simon Kleinsorge <Simon.Kleinsorge@airnz.co.nz>
Sent: Monday, May 6, 2019 1:18 PM
To: Simon Kleinsorge; Brown Hampton; Kate O'Brien; Andrew Skilling
Subject: Air NZ and SAN Airport
When: Thursday, September 19, 2019 2:00 PM-3:30 PM (UTC+12:00) Auckland, Wellington.
Where: %FS G Osaka Mtng Rm - Seat 14 - Restricted

Good morning,

As discussed please feel free to forward accordingly. Apologies to the SAN team – the “San Diego” meeting room was no longer available!

Simon

Simon Kleinsorge

Manager Network Planning | Networks

P. +64 933 63312
M. +64 21 997 509
E. simon.kleinsorge@airnz.co.nz
W. www.airnewzealand.co.nz

FB. facebook.com/airnewzealand
LI. linkedin.com/company/air-new-zealand
TW. twitter.com/FlyAirNZ
YT. youtube.com/airnewzealand

185 Fanshawe Street, Auckland,
New Zealand
Level 2, Zone 1

Good planets are hard to find - please think of the environment before you print this email.



World Routes 2019

The 25th World Route Development Forum

Adelaide, Australia • 21 - 24 September 2019

Event Programme

Friday 20 September

All day World Routes Golf Day
Location: Blackwood Golf Club, Adelaide Hills

Saturday 21 September

Various Complimentary Tours

13:00 – 19:00 Saturday Registration
Location: Adelaide Convention Centre

17:30 – 19:30 Welcome Party

Sunday 22 September

08:00 – 20:00 Registration and Diary Advice open

09:00 – 12:20 Face-to-Face Meetings

09:20 – 16:25 Conference Programme

11:50 – 13:00 Networking Lunch

11:50 – 13:00 Exhibitor Networking Session
Location: Exhibition Halls

- 13:00 – 14:50 Face-to-Face Meetings
- 14:50 - 15:05 Refreshment Break
- 14:50 – 15:05 Exhibitor Networking Session
Location: Exhibition Halls
- 15:05 – 16:25 Face-to-Face Meetings
- 16:30 – 18:30 Festival 25
Location: Exhibition Halls

Monday 23 September

- 07:45 – 18:30 Registration and Diary Advice Open
- 08:30 – 10:50 Face-to-Face Meetings
- 09:00 - 17:05 Conference Programme
- 10:50 – 11:05 Refreshment Break
- 10:50 – 11:05 Exhibitor Networking Session
Location: Exhibition Halls
- 11:05 – 12:55 Face-to-Face Meetings
- 12:35 – 13:30 Networking Lunch
- 12:55 – 13:40 Exhibitor Networking Session
Location: Exhibition Halls
- 13:30 – 14:20 Face-to-Face Meetings
- 14:30 – 15:20 Fast Track
- 15:20 – 15:35 Refreshment Break
- 15:20 – 15:35 Exhibitor Networking Session
Location: Exhibition Halls
- 15:35 – 17:25 Face-to-Face Meetings
- 17:25 – 18:30 Exhibitor Networking Session
Location: Exhibition Halls

19:30 – 23:30 Networking Evening including World Routes Awards

Tuesday 24 September

08:30 – 20:00 Registration and Diary Advice Open

09:00 – 10:50 Face-to-Face Meetings

10:00 – 12:25 Conference Programme

10:50 – 11:05 Refreshment Break

10:50 – 11:05 Exhibitor Networking Session

Location: Exhibition Halls

11:05 – 12:25 Face-to-Face Meetings

12:25 – 13:45 Networking Lunch hosted by World Routes 2020 Host

12:25 – 13:45 Exhibitor Networking Session

Location: Exhibition Halls

13:45 – 15:35 Face-to-Face Meetings

15:35 – 15:50 Refreshment Break

15:35 – 15:50 Exhibitor Networking Session

Location: Exhibition Halls

15:50 – 17:40 Face-to-Face Meetings

17:30 – 19:30 Farewell Reception hosted by World Routes 2020 Host

17:35 – 20:00 Exhibitor Networking Session

Location: Exhibition Halls

18:00 – 18:15 Handover Ceremony

20:00 Event Closes

Find out more about World Routes 2019 and Adelaide

Events

- World Routes 2019
- Routes Americas 2019
- Routes Asia 2019
- Routes Europe 2019
- Routes Silk Road 2019
- Routes Africa 2019
- Routes Awards

Routes

- About Us
- Contact Us
- Advertise With Us
- Press Releases
- Sustainability
- Sitemap

Route Exchange

- About Route Exchange
- Airline Members
- Airport Members
- Destination Members
- Supplier Members
- Airline Opportunities



Routes

Acresfield
8-10 Exchange Street
Manchester, M2 7HA
United Kingdom

T. +44 (0)161 234 2730

F. +44 (0)161 234 2737



Copyright © 2019. All rights reserved. Informa Markets, a trading division of Informa PLC.

SAN DIEGO COUNTY REGIONAL AIRPORT AUTHORITY
TRAVEL EXPENSE REIMBURSEMENT REPORT - Board Members, President/CEO, General Counsel, Chief Auditor
 (To be completed within 30 days from travel return date for domestic travel; 45 days for international travel)

Refer to Authority Policy 3.30 - Business and Travel Expense Reimbursement Policy, outlining appropriate reimbursable expenses. Attach all required supporting documentation. All receipts must be detailed (credit card receipts do not provide sufficient detail). Any special items should be explained in the space provided below.

Policy 3.30 - Business and Travel Expense Reimbursement

Business and Travel Reimbursement Guidelines

Employee/Trip Information		Date: _____	
Name:	<u>Kimberly J. Becker</u>	Dept:	<u>Executive Division, BU6</u>
Departure Date:	<u>10/17/2019</u>	Return Date:	<u>10/20/2019</u>
Destination:	<u>Philadelphia, PA</u>	Report Due:	<u>11/19/19</u>
Business Purpose:	<u>Executive Women in Aviation Annual Gathering</u>		

Expense items not included in Per Diem	Authority Prepaid Expenses	Employee Paid Expenses							TOTAL
		10/17/19	10/18/19	10/19/19	10/20/19	10/21/19	10/22/19	10/23/19	
		Thursday	Friday	Saturday	Sunday	Monday	Tuesday	Wednesday	
Air Fare, Railroad, Bus									-
Conference Fees									-
Rental Car									-
Gas									-
Parking & Tolls									-
Mileage - Attach mileage form									-
Taxi / TNC / Shuttle Fare				51.18		23.90			75.08
Lodging		285.08	285.08	285.08					855.24
Telephone, Internet and Fax				1.06					1.06
Laundry									-
Miscellaneous:									-
									-
									-
									-
	\$ -								\$ 931.38

Expense items included in Per Diem:		Meals will be reimbursed at established Per Diem rates. Receipts shall not be required except for authorized meals above per diem rate (approved by CEO or Vice President below). If a meal is provided by a conference or meeting, do not include the meal for reimbursement below. On first travel day, only include lunch and dinner if flight departs after 9:00 a.m. On last travel day, only include breakfast and lunch if flight returns before 6:00 p.m.							
Meals & Incidental Expenses (M&IE)		Meals & Incidental Expenses (M&IE)							
	GSA Per Diem for Domestic	US Dept of State Per Diem for International							
	Enter Daily Per Diem Rate	10/17/19	10/18/19	10/19/19	10/20/19	10/21/19	10/22/19	10/23/19	
		Thursday	Friday	Saturday	Sunday	Monday	Tuesday	Wednesday	
Breakfast	\$14.00	14.00			14.00			28.00	
Lunch	\$16.00	16.00	16.00	16.00	16.00			64.00	
Dinner	\$26.00	26.00			26.00			52.00	
Incidentals	\$5.00	5.00	5.00	5.00	5.00			20.00	
Total M&IE	\$61.00	61.00	21.00					164.00	
Approved Meal Exception Above Per Diem Rate ¹								-	
Total Meal and Incidental Expenses		\$ 61.00	\$ 21.00	\$ -	\$ -	\$ -	\$ -	\$ -	164.00

Explanation: Substantiation for exception should be attached Notes - The airfare for this trip and the WTC Trade Mission to Germany (10/20 - 10/25) were charged as one trip. Kim did not return to San Diego - she went directly from Philadelphia to Frankfurt, Germany for the WTC Trade Mission. The airfare will be charged against the Germany trip.	Trip Grand Total	1,095.38
	Less Cash Advance (Attach copy of Authority check)	-
	Less Expenses Prepaid by Authority	-
	Due Traveler - if positive amount, prepare check request Due Authority - if negative, attach check payable to SDCRAA	\$1,095.38

Note: Send this report to Accounting even if the amount is \$0.

By signing below, TRAVELER: (a) acknowledges understanding and agreeing to be bound by Authority Policy 3.30 - Business and Travel Expense Reimbursement Policy; (b) certifies that this report is true and correct and all claimed expenses were incurred in connection with official Authority business; and (c) understands that any purchases/claims that are not allowed will be traveler's responsibility. By signing below, ADMINISTRATOR certifies, based on reasonable inquiry, that expenses approved in this report were reasonable, necessary, directly related to the Authority's business, and that they are reimbursable under Authority Policy 3.30.

Prepared By: _____	Diane Casey	Ext.: _____	2445
Traveler's Signature: _____		Date: _____	10/24/19

AUTHORITY CLERK CERTIFICATION ON BEHALF OF EXECUTIVE COMMITTEE (To be completed by Clerk)

I, _____ hereby certify that this document was approved by the Executive Committee at its meeting on _____

Clerk Signature: _____ Date: _____

Kim Becker
Philadelphia
10/17 - 10/20/19

Traveltrust Corporation
374 North Coast Hwy 101
Encinitas, CA 92024
Phone: (760) 635-1700

TRAVELTRUST

ADD TO OUTLOOK

Thursday, 15AUG 2019 06:25 PM EDT

Passengers: KIMBERLY JANE BECKER (02)

Agency Reference Number: LGIYYD

Click here to view your current itinerary or ETicket receipt on-line: tripcase.com

American Airlines Confirmation LGIYYD

Lufthansa Confirmation MUB9HV

United Airlines Confirmation FHSRLF

Please review your itinerary and report any discrepancies to Traveltrust within 24hrs of receipt

FOR TRAVEL TO GERMANY A US CITIZEN
MUST HAVE A VALID PASSPORT


YOU CANNOT TRAVEL OUT OF THE UNITED STATES IF YOUR US
PASSPORT EXPIRES WITHIN 6 MONTHS OF YOUR DEPARTURE DATE
YOUR INTERNATIONAL TRAVEL MAY REQUIRE VACCINATIONS
PLEASE CHECK WWW.CDC.GOV FOR LATEST REQUIREMENTS

CERTAIN FARES MAY REQUIRE REISSUANCE AT TIME OF
CANCELLATION. PLEASE CONTACT THE AIRLINE OR TRAVELTRUST

NOTE - This ticket is
for the Philadelphia
EWIA Annual Gathering
and the WTC Trade
Mission to Germany.

This expense will be
charged to the
Germany trip.

Ⓞ

AIR	Thursday, 17OCT 2019	
American Airlines	Flight Number: 0433	Class: L- Coach/Economy
From: San Diego CA, USA	Depart: 07:48 AM	
To: Philadelphia PA, USA	Arrive: 04:04 PM	
Stops: Nonstop	Duration: 5 hour(s) 16 minute(s)	
Seats: 07C	Status: CONFIRMED	Miles: 2365 / 3784 KM
Equipment: Airbus A321 Jet	MEAL: Food and Bev for Purchase	
DEPARTS SAN TERMINAL 2		
Frequent Flyer Number: [REDACTED]		
AISLE SEAT CONFIRMED		
American Airlines Confirmation number is LGIYYD		

AIR	Sunday, 20OCT 2019	
Lufthansa	Flight Number: 0427	Class: D- Business
From: Philadelphia PA, USA	Depart: 05:40 PM	
To: Frankfurt, Germany	Arrive: 07:10 AM 21OCT	
Stops: Nonstop	Duration: 7 hour(s) 30 minute(s)	
Seats: 84C	Status: CONFIRMED	Miles: 3939 / 6302 KM
Equipment: Boeing 747 Jet	MEAL: MEALS	
DEPARTS PHL TERMINAL A - ARRIVES FRA TERMINAL 1		
Frequent Flyer Number: [REDACTED] applied to LH		
AISLE SEAT CONFIRMED		

Kim Becker
Philadelphia
10/17-10/20/19

Lufthansa Confirmation number is MUB9HV

AIR Friday, 25OCT 2019 

Lufthansa Flight Number: 0480 Class: D- Business
From: Munich, Germany Depart: 11:50 AM
To: Denver CO, USA Arrive: 02:25 PM
Stops: Nonstop Duration: 10 hour(s) 35 minute(s)
Seats: 02D Status: CONFIRMED Miles: 5224 / 8358 KM
Equipment: 359/AIR MEAL: MEALS
DEPARTS MUC TERMINAL 2
Frequent Flyer Number: [REDACTED] applied to LH
AISLE SEAT CONFIRMED
Lufthansa Confirmation number is MUB9HV

AIR Friday, 25OCT 2019 

United Airlines Flight Number: 0710 Class: D- Business
From: Denver CO, USA Depart: 03:45 PM
To: San Diego CA, USA Arrive: 05:06 PM
Stops: Nonstop Duration: 2 hour(s) 21 minute(s)
Seats: 02B Status: CONFIRMED Miles: 833 / 1333 KM
Equipment: Airbus A320 Jet MEAL: SNACK
ARRIVES SAN TERMINAL 2
Frequent Flyer Number: [REDACTED]
AISLE SEAT CONFIRMED
United Airlines Confirmation number is FHSRLF

THIS TICKET IS NON-REFUNDABLE AND MUST BE USED FOR THE FLIGHTS BOOKED. IF THE RESERVATION IS NOT USED OR CANCELLED BEFORE THE DEPARTURE OF YOUR FLIGHTS IT MAY HAVE NO VALUE. CONTACT TRAVELTRUST BEFORE YOUR OUTBOUND FLIGHT IF CHANGE IS NECESSARY. AMERICAN AIRLINES CONFIRMATION NUMBER - LGIYYD LUFTHANSA CONFIRMATION NUMBER - MUB9HV UNITED AIRLINES CONFIRMATION NUMBER - FHSRLF FOR EMERGENCY SERVICE FROM UNITED STATES - 888-221-6043 FOR EMERGENCY SERVICE FROM GERMANY - 00-800-7373-7882

Ticket/Invoice Information

Ticket for: KIMBERLYJANE BECKER
Date issued: 8/15/2019 Invoice Nbr: 5548257
Ticket Nbr: UA7390492051 Electronic Tkt: Yes Amount: 9622.26 USD
Base: 8267.33 US Tax: 37.20 USD XT Tax: 1317.73 USD
Charged to: AX*****1013

Ticket for: KIMBERLY JANE BECKER
Date issued: 8/15/2019 Invoice Nbr: 5548259
Ticket Nbr: AA7390492052 Electronic Tkt: Yes Amount: 419.30 USD
Base: 376.74 US Tax: 28.26 USD XT Tax: 14.30 USD
Charged to: AX*****1013

Service fee: KIMBERLY JANE BECKER
Date issued: 8/15/2019
Document Nbr: XD0771718873 Amount: 40.00
Charged to: AX*****1013

Total Tickets: 10041.56

Total Fees: 40.00
Total Amount: 10081.56

Kim Becker
Philadelphia
10/17 - 10/20/19

Click here 24 hours in advance to obtain boarding passes:

[American](#)
[LUFTHANSA](#)
[UNITED](#)

Click here to review Baggage policies and guidelines:

[American](#)
[LUFTHANSA](#)
[UNITED](#)

TSA Guidance- a government issued photo id is needed for checkin.

Please allow minimum 3 hour check-in for International flights and 2 hours for Domestic.

For Additional security information visit www.tsa.gov.

All coupons related to this ticket must be used in the sequence purchased or you may be subject to a change in airfare per the carrier's discretion.

Follow us on Twitter @Traveltrustcorp

Thank you for choosing Traveltrust!

Our Business Hours are Sunday 10pm - Friday 10pm Pacific

Saturday from 9am-1pm Pacific.

For EMERGENCY AFTERHOURS assistance in the US, please call 888-221-6043 and use VIP Code SJE72.

You can also use the Direct Dial Number 682-233-1914 or the collect number 682-647-0061.

Each call is billable at a minimum \$25.00 per call/reservation

Kim Decker
 Philadelphia
 10/17 - 10/20/19

Sofitel Philadelphia
 120 South 17th Street, PA 19103
 Telephone +1 215 569 8300 Facsimile +1 215 564 7453

Miss Kimberly Becker

1138 Laurel St
 San Diego, 92104 CA
 United States

Room: 1109
 Cashier:
 Page: 1 of 1
 Time: 20-OCT-19
 Conf #: 6244537

INFORMATION INVOICE

Group Code Executive Women in Aviation
 Arrival 10-17-19
 Departure 10-20-19
 Invoice NO.

Date	Description		Debit	Credits
10-17-19	Room Service Dinner Food	Room# 1109 : CHECK# 5375	44.60	10/17 - DINNER
10-17-19	Room Revenue		245.00	} Room 10/17 \$ 285.08
10-17-19	Room State Occ Tax		17.27	
10-17-19	Room City Occ Tax		20.97	
10-17-19	City Tourism Fee		1.84	
10-18-19	Room Revenue		245.00	} Room 10/18 \$ 285.08
10-18-19	Room State Occ Tax		17.27	
10-18-19	Room City Occ Tax		20.97	
10-18-19	City Tourism Fee		1.84	
10-19-19	Telephone	19:22 Room# 1109 : Dialed# 215-342-6666 [00:01:00]	1.06	10/19 - PHONE
10-19-19	Minibar F&B	Room# 1109 : CHECK# 69270 Pringles Potato Chip	5.94	10/19 - SNACK
10-19-19	Room Revenue		245.00	} Room 10/19 \$ 285.08
10-19-19	Room State Occ Tax		17.27	
10-19-19	Room City Occ Tax		20.97	
10-19-19	City Tourism Fee		1.84	
Total			906.84	0.00
Balance				906.84


Lodging
 Total \$ 855.24

Kim Becker
Philadelphia
10/17-10/20/19

Casey Diane


From: no-reply@lyftmail.com on behalf of Lyft Ride Receipt <no-reply@lyftmail.com>
Sent: Thursday, October 17, 2019 1:04 PM
To: Becker Kimberly
Subject: Your ride with Victor on October 17

10/17 - Transportation



OCTOBER 17, 2019 AT 5:11 AM

Thanks for riding with Victor!



100% of tips go to drivers. [Add a tip](#)

Lyft fare (6.11mi, 18m 2s)	\$18.61
Tip	\$3.72

PayPal account	\$22.33
----------------	----------------



- Pickup 5:11 AM**
3138 Laurel St, San Diego, CA
- Drop-off 5:29 AM**
San Diego Int'l Airport, San Diego, CA

Expense Code: TO eWIA



Kim Becker
Philadelphia
10/17-10/20/19

**This and every ride is
carbon neutral**

[LEARN MORE](#)

FAVORITE DRIVER

TIP DRIVER

FIND LOST ITEM

REQUEST REVIEW

Review price in the Lyft app help tab

Help Center

Receipt #1327186584195683794

We never share your address with your driver after a ride.
[Learn more](#) about our commitment to safety.

© Mapbox © OpenStreetMap [Improve this map](#)

© 2019 Lyft, Inc.
548 Market St., P.O. Box 68514
San Francisco, CA 94104
CPUC ID No. TCP0032513 - P

Work at Lyft
Become a Driver



Kim Becker
Philadelphia
10/17-10/20/19

Casey Diane

From: Becker Kimberly
Sent: Friday, October 18, 2019 4:58 AM
To: Casey Diane
Subject: Fwd: Your ride with Kayah on October 17


From airport to hotel.

10/17-Transportation

Kimberly J. Becker
President and CEO
San Diego County Regional Airport Authority
Kbecker@san.org
(619) 400-2444

Begin forwarded message:

From: Lyft Ride Receipt <no-reply@lyftmail.com>
Date: October 17, 2019 at 5:56:22 PM EDT
To: Becker Kimberly <kbecker@san.org>
Subject: Your ride with Kayah on October 17



OCTOBER 17, 2019 AT 4:54 PM

**Thanks for riding with
Kayah!**



100% of tips go to drivers. [Add a tip](#)

Lyft fare (12.78mi, 40m 1s)	\$24.51
Philadelphia City Fee	\$0.34
Tip	\$4.00

PayPal account	\$28.85
----------------	----------------



Kim Becker
Philadelphia
10/17-10/20/19


Pickup 4:54 PM

Philadelphia Int'l Airport, Arrivals Rd, Philadelphia, PA

Drop-off 5:34 PM

116 S 17th St, Philadelphia, PA

Expense Code: AIRPORT TO HOYEL. EWIA



**This and every ride is
carbon neutral**

[LEARN MORE](#)

TIP DRIVER

FIND LOST ITEM

REQUEST REVIEW

Review price in the Lyft app help tab

To share comments or complaints about your ride, you may contact either the Philadelphia Parking Authority at (215) 683-9440 or the PA Public Utilities Commission by visiting <http://www.puc.state.pa.us/> or calling 1-800-693-7380.

Kim Becker
Philadelphia
10/17-10/20/19

Help Center

Receipt #1327318650946318418

We never share your address with your driver after a ride.
[Learn more](#) about our commitment to safety.

© Mapbox © OpenStreetMap [Improve this map](#)

© 2019 Lyft, Inc.
548 Market St., P.O. Box 68514
San Francisco, CA 94104
CPUC ID No. TCP0032513 - P

Work at Lyft
Become a Driver




Kim Becker
Philadelphia
10/17-10/20/19

Casey Diane


From: no-reply@lyftmail.com on behalf of Lyft Ride Receipt <no-reply@lyftmail.com>
Sent: Monday, October 21, 2019 11:09 AM
To: Becker Kimberly
Subject: Your ride with Raleigh on October 20

10/20 - Transportation



OCTOBER 20, 2019 AT 1:43 PM


Thanks for riding with Raleigh!



100% of tips go to drivers. [Add a tip](#)

Lyft fare (9.28mi, 20m 4s)	\$20.62
Philadelphia City Fee	\$0.28

PayPal account	\$20.90
----------------	----------------




+ 3.00 tip \$

 \$23.90

Pickup 1:43 PM
 1687 Moravian St, Philadelphia, PA

Drop-off 2:03 PM
 Philadelphia Int'l Airport, Essington Ave, Philadelphia, PA

Receipt attached



Kim Becker
Philadelphia
10/17-10/20/19

This and every ride is carbon neutral

[LEARN MORE](#)

TIP DRIVER

FIND LOST ITEM

REQUEST REVIEW

Review price in the Lyft app help tab

To share comments or complaints about your ride, you may contact either the Philadelphia Parking Authority at (215) 683-9440 or the PA Public Utilities Commission by visiting <http://www.puc.state.pa.us/> or calling 1-800-693-7380.

Help Center

Receipt #1328381487896562574

We never share your address with your driver after a ride.
[Learn more](#) about our commitment to safety.

© Mapbox © OpenStreetMap [Improve this map](#)

© 2019 Lyft, Inc.
548 Market St., P.O. Box 68514
San Francisco, CA 94104
CPUC ID No. TCP0032513 - P

Work at Lyft
Become a Driver



Kim Becker
Philadelphia
10/17-10/20/19

Casey Diane

From: Kim Becker <kbeckersj@yahoo.com>
Sent: Monday, October 21, 2019 11:27 AM
To: Casey Diane
Subject: Fwd: Lyft Tip Increase Receipt

10/20 - Transportation
Tip

FYI

Begin forwarded message:

From: Lyft <receipts@lyftmail.com>
Date: October 21, 2019 at 8:24:19 PM GMT+2
To: kbeckersj@yahoo.com
Subject: Lyft Tip Increase Receipt



Tip Increase Receipt

Ride with Raleigh ending October 20 at 2:03 PM

Increase Tip	\$3.00
<hr/>	
Charges to PayPal account:	\$3.00

To share comments or complaints about your ride, you may contact either the Philadelphia Parking Authority at (215) 683-9440 or the PA Public Utilities Commission by visiting <http://www.puc.state.pa.us/> or calling 1-800-693-7380.

© Lyft 2019
548 Market St., P.O. Box
68514
San Francisco, CA 94104



Questions? [Visit our Help Center](#)



FY 2019 Per Diem Rates for Philadelphia, Pennsylvania

Meals & Incidentals (M&IE) Breakdown

Primary Destination	County	M&IE Total	Continental Breakfast/Breakfast	Lunch	Dinner	Incidental Expenses	First & Last Day of Travel
Philadelphia	Philadelphia	\$61	\$14	\$16	\$26	\$5	\$45.75

**SAN DIEGO COUNTY REGIONAL AIRPORT AUTHORITY
OUT-OF-TOWN TRAVEL REQUEST**

GENERAL INSTRUCTIONS:

- A. All out-of-town travel requests must conform to applicable provisions of Policy 3.30.
- B. Once traveler completes form, submit to the traveler's Administrator for approval (for Board Members, President/CEO, General Counsel and Chief Auditor, Administrator is Board Executive Committee).

TRAVELER INFORMATION:

Traveler Name: Kimberly J. Becker Department: BU6
 Position: Board Member President/CEO General Counsel Chief Auditor
 All Other Authority Employees

DATE OF REQUEST: 07/31/19 DATE OF DEPARTURE/RETURN: 10/17/19 / 10/20/19

DESTINATION / BUSINESS PURPOSE:

Destination: Philadelphia, PA Business Purpose: Executive Women in Aviation - Annual Meeting

PROJECTED OUT-OF-TOWN TRAVEL EXPENSES:

A. Transportation Costs:	
• Airfare <input type="checkbox"/> <i>check box for business class or equivalent (international only)</i>	\$ <u>419.00</u>
• Rental Car	\$ _____
• Other Transportation (<i>Taxi, TNC, Train, Bus</i>)	\$ <u>100.00</u>
• Auto (<i>Gas, Parking/Tolls, Mileage</i>)	\$ _____
B. Lodging	\$ <u>855.00</u>
C. Meals and Incidental Expenses (<i>Per Diem</i>)	\$ <u>200.00</u>
D. Seminar and Conference Fees	\$ _____
E. Entertainment	\$ _____
TOTAL PROJECTED TRAVEL EXPENSES	\$ <u>1574.00</u>

CERTIFICATION BY TRAVELER

By my signature below, I certify the following:

1. The above-listed projected out-of-town travel expenses conform to Policy 3.30, are reasonable and directly related to Authority business; and
2. I have attended training regarding my responsibilities pursuant to Policy 3.30 within the past two years.

Travelers Signature: Kimberly J. Becker Date: 8/1/19

CERTIFICATION BY ADMINISTRATOR *(If Administrator is Executive Committee, Clerk certifies below.)*

By my signature below, I certify the following:

1. I have reviewed this out-of-town travel request and made inquiries to determine that the out-of-town travel and identified expenses are directly related to and necessary for the advancement of the Authority's business and reasonable in comparison to the anticipated benefits to the Authority; and
2. I have attended training regarding my responsibilities pursuant to Policy 3.30 within the past two years.

Administrator's Signature: _____ Date: _____

AUTHORITY CLERK CERTIFICATION ON BEHALF OF EXECUTIVE COMMITTEE

Martha Morales, Asst. Authority Clerk, certify that this document was approved
(Name of Clerk)
 by the Executive Committee at its August 20, 2019 meeting.
(Meeting Date)



Kim Becker
Philadelphia
10/17-10/20/19

Executive Women in Airports Annual Event

Philadelphia, PA

October 18-20, 2019



Thursday, Oct 17

Arrivals into Philadelphia International Airport

No event scheduled

Friday, Oct 18

8 – 11:30 am

Event Registration – Sofitel Philadelphia at Rittenhouse Square

8:30 – 11:30 am

Continental Breakfast & Open Discussion
Cannes Room, 2nd Floor (*Sponsored by PHL*)

12 – 1 pm

Lunch on your own

1:30 – 4:15 pm

Team Bonding Event

- *Walkthrough guided tour of the National Constitution Center:* The first and only museum dedicated to the U.S. Constitution.
- *Walkthrough guided tour of the Liberty Bell:* The original Liberty Bell is displayed in a magnificent glass chamber with Independence Hall in the background. The building also offers a video presentation and exhibits about this now famous symbol of liberty.
- *Tour of Philadelphia Museum of Art:* With more than 200 galleries of art from around the world, including paintings, sculpture, armor, photography, fashion, architecture, and more.

6:30 – 8:30 pm

Reception & Dinner – Rodin Museum (*Sponsored by PHL*)

Kim Becker
Philadelphia
10/17 - 10/20/19

Saturday, Oct 19 9 – 11 am

Working Breakfast (*Sponsored by PHL*)
Cannes Room, 2nd Floor

- *Philadelphia Branding Exercise:* After going through the process of submitting a bid to Amazon HQ2 and participating in the Brookings Institute Global Cities cohort, Philadelphia learned the global perception of Philadelphia has not caught up with its progress.

To address this challenge head on, Philadelphia has embarked on a collaborative, regional process of developing a global identity to elevate its international brand.

Learn about Philadelphia's experience, key findings to date, and lend your unique expertise to inform the city's next chapter in telling its story to the world.

Speakers: Sylvie Gallier Howard, First Deputy Commerce Director at City of Philadelphia; Lauren Swartz, Senior Director of International Business at City of Philadelphia; and Angela Val, Chief Administrative Officer at Philadelphia Convention & Visitors Bureau.

11:30 am – 3:30 pm Shopping Excursion – King of Prussia Mall

- Featuring a diverse mix of over 450 stores and a collection of luxury retailers unsurpassed in the region, King of Prussia is one of the most iconic malls in the nation.

A delectable selection of international dining options is available at three unique food courts and in casual sit-down restaurants.

<https://www.simon.com/mall/king-of-prussia>

Lunch on your own

6:30 – 8:30 pm

Dinner – Sofitel Philadelphia at Rittenhouse Square
Chez Colette, 1st Floor (*Sponsored by PHL*)

Sunday, Oct 20

7 – 9 am

Continental Breakfast (*Sponsored by PHL*)

Departures to Philadelphia International Airport

L. PARRAVANO

SAN DIEGO COUNTY REGIONAL AIRPORT AUTHORITY
TRAVEL EXPENSE REIMBURSEMENT REPORT - Board Members, President/CEO, General Counsel, Chief Auditor
 (To be completed within 30 days from travel return date for domestic travel; 45 days for international travel)

Refer to Authority Policy 3.30 - Business and Travel Expense Reimbursement Policy, outlining appropriate reimbursable expenses. Attach all required supporting documentation. All receipts must be detailed (credit card receipts do not provide sufficient detail). Any special items should be explained in the space provided below.

Policy 3.30 - Business and Travel Expense Reimbursement

Business and Travel Reimbursement Guidelines

Employee/Trip Information		Date: _____
Name:	<u>Lee M. Parravano</u>	Dept: <u>16 - Chief Auditor</u>
Departure Date:	<u>10/18/2019</u>	Return Date: <u>10/23/2019</u>
Destination:	<u>Las Vegas, NV</u>	Report Due: <u>11/22/19</u>
Business Purpose:	<u>To attend The Institute of Internal Auditors (IIA) 2019 All Star Conference.</u>	

Expense items not included in Per Diem	Authority Prepaid Expenses	Employee Paid Expenses							TOTAL
		10/18/19 Friday	10/19/19 Saturday	10/20/19 Sunday	10/21/19 Monday	10/22/19 Tuesday	10/23/19 Wednesday	10/24/19 Thursday	
Air Fare, Railroad, Bus	279.60								(56.00)
Conference Fees	1,350.00								-
Rental Car									-
Gas									-
Parking & Tolls									-
Mileage - Attach mileage form									-
Taxi / TNC / Shuttle Fare						11.42			11.42
Lodging				174.60	219.95	219.95			614.50
Telephone, Internet and Fax									-
Laundry									-
Miscellaneous:									-
									-
	\$ 1,629.60								\$ 569.92

Expense items included in Per Diem:		Meals will be reimbursed at established Per Diem rates. Receipts shall not be required except for authorized meals above per diem rate (approved by CEO or Vice President below). If a meal is provided by a conference or meeting, do not include the meal for reimbursement below. On first travel day, only include lunch and dinner if flight departs after 9:00 a.m. On last travel day, only include breakfast and lunch if flight returns before 6:00 p.m.							
Meals & Incidental Expenses (M&IE)									
	GSA Per Diem for Domestic	US Dept of State Per Diem for International							
	Enter Daily Per Diem Rate	10/18/19 Friday	10/19/19 Saturday	10/20/19 Sunday	10/21/19 Monday	10/22/19 Tuesday	10/23/19 Wednesday	10/24/19 Thursday	
Breakfast	\$14.00							-	
Lunch	\$16.00						16.00	16.00	
Dinner	\$26.00			26.00	26.00	26.00		78.00	
Incidentals	\$5.00			5.00	5.00	5.00		20.00	
Total M&IE	\$61.00	-	-	31.00	31.00	31.00	21.00	-	114.00
Approved Meal Exception Above Per Diem Rate ¹									-
Total Meal and Incidental Expenses		\$ -	\$ -	\$ 31.00	\$ 31.00	\$ 31.00	\$ 21.00	\$ -	114.00

Explanation: Substantiation for exception should be attached Employee left Oct. 18 for personal travel Oct. 18-19, and airfare paid by the Authority was \$279.60. Per TravelTrust, roundtrip airfare leaving on Oct. 20 would have cost \$223.60 (\$193.60 plus \$30 service charge). A reduction of \$56 in the amount Due Traveler was made to cover the difference in airfare.	Trip Grand Total	2,313.52
	Less Cash Advance (Attach copy of Authority check)	
	Less Expenses Prepaid by Authority	1,629.60
	Due Traveler - if positive amount, prepare check request Due Authority - if negative, attach check payable to SDCRAA	\$ 683.92
Note: Send this report to Accounting even if the amount is \$0.		

By signing below, TRAVELER: (a) acknowledges understanding and agreeing to be bound by Authority Policy 3.30 - Business and Travel Expense Reimbursement Policy; (b) certifies that this report is true and correct and all claimed expenses were incurred in connection with official Authority business; and (c) understands that any purchases/claims that are not allowed will be traveler's responsibility. By signing below, ADMINISTRATOR certifies, based on reasonable inquiry, that expenses approved in this report were reasonable, necessary, directly related to the Authority's business, and that they are reimbursable under Authority Policy 3.30.

Prepared By: Lee Parravano Ext.: 2435
 Traveler's Signature: [Signature] Date: 11/5/19

AUTHORITY CLERK CERTIFICATION ON BEHALF OF EXECUTIVE COMMITTEE (To be completed by Clerk)

I, _____ hereby certify that this document was approved by the Executive Committee at its meeting on _____
 Clerk Signature: _____ Date: _____

**SAN DIEGO COUNTY REGIONAL AIRPORT AUTHORITY
OUT-OF-TOWN TRAVEL REQUEST**

GENERAL INSTRUCTIONS:

- A. All out-of-town travel requests must conform to applicable provisions of Policy 3.30.
- B. Once traveler completes form, submit to the traveler's Administrator for approval (for Board Members, President/CEO, General Counsel and Chief Auditor, Administrator is Board Executive Committee).

TRAVELER INFORMATION:

Traveler Name: LEE M. PARRAVANO Department: 16
 Position: Board Member President/CEO General Counsel Chief Auditor
 All Other Authority Employees

DATE OF REQUEST: 8-13-2019 DATE OF DEPARTURE/RETURN: 10/18/2019 / 10/23/2019

DESTINATION / BUSINESS PURPOSE:

Destination: Las Vegas, NV / The Institute of Internal Auditors Business Purpose: Conference for professional education and training.
 Additional Information: Conference dates are 10/21/19 – 10/23/19. Personal travel is from 10/18/19-10/20/19. Projected expenses below reflect Authority business only.


PROJECTED OUT-OF-TOWN TRAVEL EXPENSES:

A. Transportation Costs:	
• Airfare <input type="checkbox"/> check box for business class or equivalent (international only)	\$ 195.00
• Rental Car	\$ -
• Other Transportation (Taxi, TNC, Train, Bus)	\$ 30.00
• Auto (Gas, Parking/Tolls, Mileage)	\$ -
B. Lodging	\$ 615.00
C. Meals and Incidental Expenses (Per Diem)	\$ 130.00
D. Seminar and Conference Fees	\$ 1350.00
E. Entertainment	\$ -
TOTAL PROJECTED TRAVEL EXPENSES	\$ 2,320.00

CERTIFICATION BY TRAVELER

By my signature below, I certify the following:

- 1. The above-listed projected out-of-town travel expenses conform to Policy 3.30, are reasonable and directly related to Authority business; and
- 2. I have attended training regarding my responsibilities pursuant to Policy 3.30 within the past two years.

Travelers Signature:  Date: 8/13/19

CERTIFICATION BY ADMINISTRATOR (If Administrator is Executive Committee, Clerk certifies below.)

By my signature below, I certify the following:

- 1. I have reviewed this out-of-town travel request and made inquiries to determine that the out-of-town travel and identified expenses are directly related to and necessary for the advancement of the Authority's business and reasonable in comparison to the anticipated benefits to the Authority; and
- 2. I have attended training regarding my responsibilities pursuant to Policy 3.30 within the past two years.

Administrator's Signature:  Date: 8/13/19

AUTHORITY CLERK CERTIFICATION ON BEHALF OF EXECUTIVE COMMITTEE

I, Mariana Morales, Asst. Authority Clerk, certify that this document was approved
(Name of Clerk)
 by the Executive Committee at its August 20, 2019 meeting.
(Meeting Date)

Olinzock Suzanne

From: Scott Mackerley <smackerley@Traveltrust.com>
Sent: Thursday, August 29, 2019 3:56 PM
To: Olinzock Suzanne
Cc: Parravano Lee
Subject: RE: Request for Travel Arrangements - SDCRAA Employee Lee Parravano, Las Vegas - Oct. 18-23, 2019

Hi Suzanne!

Lee's preferred flights on Delta would be \$249.60 for a standard fare...the basic economy fare is less at \$209 but it doesn't allow for changes or seat assignments. The only other carrier that would be less is Spirit at \$120 but they are a disaster!

A similar flight on Sunday the 20th would be \$193.60 on Delta (basic economy is \$123.60) or \$92.56 on Spirit.

We would need a credit card as the MGM Grand requires a deposit.

Thanks,
Scott

** Lee left early for personal travel **

FOR: PARRAVANO/LEE M

Cost of Airfare = 249.60
Service Charge 30.00

279.60 (A)

Cost of Airfare if Lee left on Sunday October 20th 193.60
Service Charge 30.00

223.60 (B)

AIRFARE 249.60 NONREF TKT BY 30 AUG

18 OCT 19 - FRIDAY
AIR DELTA AIR LINES INC FLT:5791 ECONOMY
OPERATED BY COMPASS DBA DELTA CONNECTION
LV SAN DIEGO 300P EQP: E75
DEPART: TERMINAL 2 01HR 26MIN
AR LAS VEGAS 426P NON-STOP
ARRIVE: TERMINAL 1 REF: GBOXVG

23 OCT 19 - WEDNESDAY
AIR DELTA AIR LINES INC FLT:5791 ECONOMY
OPERATED BY COMPASS DBA DELTA CONNECTION
LV LAS VEGAS 100P EQP: E75
DEPART: TERMINAL 1 01HR 22MIN
AR SAN DIEGO 222P NON-STOP
ARRIVE: TERMINAL 2 REF: GBOXVG

Policy 3.30

Additional Expense over the least expensive ticketing cost for the business portion of trip

(A) - (B)

279.60 - 223.60 = \$56.00



Traveltrust Corporation
374 North Coast Hwy 101
Encinitas, CA 92024
Phone: (760) 635-1700

ADD TO OUTLOOK

Wednesday, 4SEP 2019 08:34 PM EDT

Passengers: LEE M PARRAVANO (37)

Agency Reference Number [REDACTED]

Click here to view your current itinerary or ETicket receipt on-line: tripcase.com

Delta Air Lines Confirmation [REDACTED]

Please review your itinerary and report any discrepancies to Traveltrust within 24hrs of receipt

AIR Friday, 18OCT 2019




Delta Air Lines
Operated By: COMPASS DBA DELTA CONNECTION
From: San Diego CA, USA
To: Las Vegas NV, USA
Stops: Nonstop
Seats: 18B
Equipment: EMBRAER EMB 175
DEPARTS SAN TERMINAL 2 - ARRIVES LAS TERMINAL 1
Delta Air Lines Confirmation number is [REDACTED]

Flight Number: 5791
Depart: 03:00 PM
Arrive: 04:26 PM
Duration: 1 hour(s) 26 minute(s)
Status: CONFIRMED

Class: K- Coach/Economy
Miles: 259 / 414 KM

HOTEL Friday, 18OCT 2019



[MGM Grand Hotel Casino \(MGM/MIRAGE CORP\)](#)
3799 Las Vegas Blvd South Las Vegas NV 89109
Number of Rooms: 1
Phone: 1-702-891-1111
Rate: USD 171.00
Check Out: Wednesday, 23OCT 2019
Room Type: Deluxe, 1 King Bed

Confirmation Number: 32MBX6TW
Fax: 1-702-891-1030

CONTACT TRAVELTRUST FOR ANY CHANGES OR CANCELLATION

CXL POLICY-72HRS
Traveler is responsible for hotel charges if not cancelled

AIR Wednesday, 23OCT 2019



Delta Air Lines
Operated By: COMPASS DBA DELTA CONNECTION
From: Las Vegas NV, USA
To: San Diego CA, USA
Stops: Nonstop
Seats: 14B
Equipment: EMBRAER EMB 175

Flight Number: 5791
Depart: 01:00 PM
Arrive: 02:22 PM
Duration: 1 hour(s) 22 minute(s)
Status: CONFIRMED

Class: V- Coach/Economy
Miles: 259 / 414 KM

DEPARTS LAS TERMINAL 1 - ARRIVES SAN TERMINAL 2

Delta Air Lines Confirmation number is GNOVNK

THIS TICKET IS NON-REFUNDABLE AND MUST BE USED FOR THE FLIGHTS BOOKED. IF THE RESERVATION IS NOT USED OR CANCELLED BEFORE THE DEPARTURE OF YOUR FLIGHTS IT MAY HAVE NO VALUE. CONTACT TRAVELTRUST BEFORE YOUR OUTBOUND FLIGHT IF CHANGE IS NECESSARY. DELTA AIR LINES CONFIRMATION NUMBER - GNOVNK FOR EMERGENCY SERVICE FROM UNITED STATES - 888-221-6043

Ticket/Invoice Information

Ticket for: LEE M PARRAVANO
Date issued: 9/4/2019 Invoice Nbr: 5551365
Ticket Nbr: DL7453429522 Electronic Tkt: Yes Amount: 249.60 USD
Base: 205.58 US Tax: 15.42 USD XT Tax: 28.60 USD
Charged to: AX*****1013

Service fee: LEE M PARRAVANO
Date issued: 9/4/2019
Document Nbr: XD0772694116 Amount: 30.00
Charged to: AX*****1013

Passenger Name: LEE PARRAVANO
Final payment: Amount: 0.00

Passenger Name: LEE PARRAVANO
Final payment: Amount: 0.00

Total Tickets: 249.60
Total Fees: 30.00
Total Amount: 279.60

Click here 24 hours in advance to obtain boarding passes:

[DELTA](#)

Click here to review Baggage policies and guidelines:

[DELTA](#)

Check operating carrier website for any policies that may vary.

TSA Guidance- a government issued photo id is needed for checkin.

Please allow minimum 3 hour check-in for International flights and 2 hours for Domestic.

For Additional security information visit www.tsa.gov.

All coupons related to this ticket must be used in the sequence purchased or you may be subject to a change in airfare per the carrier's discretion.

Follow us on Twitter @Traveltrustcorp

Thank you for choosing Traveltrust!

Our Business Hours are Sunday 10pm - Friday 10pm Pacific

Saturday from 9am-1pm Pacific.

For EMERGENCY AFTERHOURS assistance in the US, please call 888-221-6043 and use VIP Code SJE72.

You can also use the Direct Dial Number 682-233-1914 or the collect number 682-647-0061.

Each call is billable at a minimum \$25.00 per call/reservation



Vehicle: 4795
Driver ID: 101135
Name: FRANCISCO SALGUERO

10/23/19 11:11 AM

.....
Trip # 3581
Start 10/23/19 11:04 AM
End 10/23/19 11:11 AM
Fare \$11.09

Subtotal \$11.09
Excise Tax \$0.33

Total \$11.42
.....
CASH: \$11.42

*****DUPLICATE*****

Thanks for riding with
NewCab
(702) 551-5151
Download our E-Hail app
www.kabit.Vegas



Name: Parravano,lee,

ROOM # : 21330
 RESV # : 783773197
 ARRIVAL : 10/23/19
 DEPARTURE : 10/23/19

DATE	DESCRIPTION	CHARGES	CREDITS
10/18/19	Deposit Applied		236.96
10/18/19	Room Rate	209.00	
10/18/19	Room Tax	27.96	
10/18/19	Resort Fee	35.00	
10/18/19	Resort Fee Tax	4.68	
10/19/19	Room Rate	209.00	
10/19/19	Room Tax	27.96	
10/19/19	Resort Fee	35.00	
10/19/19	Resort Fee Tax	4.68	
10/20/19	Room Rate	119.00	
10/20/19	Room Tax	15.92	
10/20/19	Resort Fee	35.00	
10/20/19	Resort Fee Tax	4.68	
10/21/19	Room Rate	159.00	
10/21/19	Room Tax	21.27	
10/21/19	Resort Fee	35.00	
10/21/19	Resort Fee Tax	4.68	
10/22/19	Room Rate	159.00	
10/22/19	Room Tax	21.27	
10/22/19	Resort Fee	35.00	
10/22/19	Resort Fee Tax	4.68	

Personal
\$553.28

Business
\$614.50

Total : 930.82

FY 2020 Per Diem Rates for Las Vegas, Nevada

Meals & Incidentals (M&IE) Breakdown

Primary Destination	County	M&IE Total	Continental Breakfast/Breakfast	Lunch	Dinner	Incidental Expenses	First & Last Day of Travel
Las Vegas	Clark	\$61	\$14	\$16	\$26	\$5	\$45.75



2019
ALL STAR
conference

.....
THE BEST & MORE



.....
OCT. 21–23, 2019 / LAS VEGAS, NV / REGISTER AT WWW.THEIIA.ORG/ALLSTAR

Sunday, Oct. 20

Pre-conference Events

OCT. 20 / MGM GRAND / LAS VEGAS

Develop the skills necessary to become a valued practitioner and outstanding leader in the internal audit global landscape.

>> Pre-conference Workshops

Attend the pre-conference workshops for a win-win opportunity. Learn more and earn more - 4.2 CPE credits available to workshops attendees.

>> Workshop 1:

AML: Updates and Answers to Implementation Concerns

Theresa Merlino
MANAGING PARTNER
RSM US LLP



Anna Wheland, CAMS
DIRECTOR OF TITLE 31 & AML COMPLIANCE
WIND CREEK HOSPITALITY

>> Workshop 2:

Tactics (and Courage) to Appraise Corporate Culture

Robert Kuling, CIA, CRMA
PARTNER, RISK ADVISORY
DELOITTE AND TOUCHE LLP (CANADA)



Jason Minard, CIA, CISA
SUPERVISION MANAGER, CONTROLS UNIT
WELLS FARGO ADVISORS

CPE CREDITS AVAILABLE

The IIA is registered with the National Association of State Boards of Accountancy (NASBA) as a sponsor of continuing professional education on the National Registry of CPE Sponsors. State boards of accountancy have final authority on the acceptance of individual courses for CPE credit. Complaints regarding registered sponsors may be submitted to the National Registry of CPE Sponsors through its website at www.LearningMarket.org.

When you attend this conference, you are eligible for up to 16.8 continuing professional education (CPE) credits, depending on the number of sessions you attend. Each pre-conference workshop offers additional CPE credits. Attendance will be tracked via a scanner at the door. The IIA's educational programs are acceptable for fulfilling CPE requirements, which ensure that internal auditors comply with the specific standards on education in The IIA's *International Standards for the Professional Practice of Internal Auditing*.

Your CPE certificate will be emailed to you four to six weeks post-conference.

Concurrent Sessions

track
01

Information Technology, Disruption, and Data Analytics

- Agile Internal Audit: From Pilots to Transformation
- Auditing the Cloud: A Practical Approach
- Building a More Agile and Relevant Internal Audit Function
- Cybersecurity: Beyond the Buzzword
- Managing and Delivering Internal Audit's Data and Analytic Needs
- Role of Artificial Intelligence and Automation to Assess Emerging Risks
- RPA and Analytics for the Small Audit Department
- Tools and Strategies to Make Data Analysis Work
- Use of Fraud Data Analytics to Uncover Fraud Schemes in Core Business Systems

track
02

Risk Management

- Agile and Compliance
- Applying Lean Six Sigma to ERM
- Co-sourcing and Outsourcing: Why Do It?
- Digital Transformation: Is Internal Audit Ready?
- Don't Panic! Auditing the Fluid World of Privacy
- Guard Rails for the Digital Revolution
- Risk-based Auditing: Approaches and Techniques

Monday, Oct. 21 – Wednesday, Oct. 23

General Sessions



Securing Exponentially Larger Attack Surfaces for the Future of Personalized Technology

Tanmay Bakshi

AI AND MACHINE LEARNING ARCHITECT

At The IIA's 2018 International Conference in Dubai, this young tech phenom – a TED Talk speaker, Google Developer Expert for Machine Learning, and IBM Cloud Champion – wowed attendees with his knowledge and competence, garnering a near 100% satisfaction rating. We are excited to bring him to the 2019 All Star Conference.



Auditing at the Speed of Risk: Internal Audit in an Era of Disruption

Richard Chambers

PRESIDENT AND CHIEF EXECUTIVE OFFICER
THE IIA



Establishing, Building, and Maintaining a “Welcoming Environment”

Troy Cicero

PRESIDENT AND CHIEF SKILL OFFICER
MULTICULTUREAL COMMUNICATIONS, INC.



Leadership Today: Are You Playing Chess or Checkers?

Michael Dominguez

CHIEF EXECUTIVE OFFICER
ASSOCIATED LUXURY HOTELS INTERNATIONAL

Tuesday, Sept. 3: Early Registration Ends

Registration & Pricing

 ALL STAR conference	Early Savings through Sept. 3*	Regular Rate as of Sept. 4*	Late Registration as of Oct. 7*
REGISTRATION TYPE			
IIA Members & Groups of 3	\$1,350	\$1,550	\$1,650
Nonmembers		\$1,800	\$1,900
GROUPS			
Groups 4 to 8	\$1,295	\$1,495	
Groups 9+	\$1,250	\$1,395	
PRE-CONFERENCE WORKSHOPS			
IIA Members		\$325 (each)	
Nonmembers		\$325 (each)	

*Per person pricing.

Groups of 4 or more, please contact IIA Customer Relations to register at +1-407-937-1111 or CustomerRelations@theiia.org.

Your 2019 All Star Conference registration fees include:

- All 45 general and concurrent sessions
- Access to the Exhibit Hall and on-site IIA Bookstore
- Welcome Reception on Monday night
- Breakfast daily
- Lunch Monday and Tuesday
- Conference app with presentations uploaded (if available from the speaker)

Accommodations

MGM Grand

3799 S. Las Vegas Blvd.

Las Vegas, NV 89109

+1-702-891-1111

Rooms are available at a special rate of \$159 per night for single or double occupancy (plus 13.38% county tax and \$35 daily resort fee) for reservations over the conference date, made before Sept. 25, 2019.

This price is based on availability. To book your accommodations, please call +1-702-891-1111 and let them know you are with The IIA.

Visit

www.theiia.org/AllStar
to register or for more information.




J. SCHIAVONI

CHECK REQUEST

ISSUE CHECK TO THE ORDER OF: Johanna Schiavoni	DATE ISSUED 11/8/2019 ORIGINATING DEPARTMENT/BUSINESS UNIT Board Services 2 PREPARED BY/EXT. REVIEWED BY: ACCTG L. Gehlken/4557
---	---

FOR PAYMENT OF THE FOLLOWING			
INVOICE #	INVOICE DATE	DESCRIPTION	AMOUNT
		Reimbursement of travel expenses for World Trade Center Mission to Germany 10/20 - 10/25/19	1,297.80
CHECK REQUEST TOTAL			1,297.80

SPECIAL INSTRUCTIONS:
Please do not seal check - call L. Gehlken when ready for pick up. Thank you.

<table style="width:100%;"> <tr> <th style="width:30%;">Reason not processed as a Contract or P.O.</th> <th style="width:30%;">Required field - please X one reason</th> </tr> <tr> <td><input type="checkbox"/> Infrequent/Unforeseen⁽¹⁾</td> <td><input type="checkbox"/> Insurance/Benefits⁽⁷⁾</td> </tr> <tr> <td><input type="checkbox"/> De Minimis amount (Less than \$5K)⁽²⁾</td> <td><input type="checkbox"/> Contract in Process⁽⁸⁾</td> </tr> <tr> <td><input type="checkbox"/> Required quick timeframe⁽³⁾</td> <td><input type="checkbox"/> Outside Scope of Contract⁽⁹⁾</td> </tr> <tr> <td><input type="checkbox"/> Dues/Subscription/Membership⁽⁴⁾</td> <td><input type="checkbox"/> Common Practice⁽¹⁰⁾</td> </tr> <tr> <td><input type="checkbox"/> Meetings/Conferences/Seminars/Sponsorships⁽⁵⁾</td> <td><input type="checkbox"/> Approved Exception⁽¹¹⁾</td> </tr> <tr> <td><input type="checkbox"/> Employee Reimbursement⁽⁶⁾</td> <td><input checked="" type="checkbox"/> OTHER: ⁽¹²⁾ Board Member Travel Reimbursement</td> </tr> </table>	Reason not processed as a Contract or P.O.	Required field - please X one reason	<input type="checkbox"/> Infrequent/Unforeseen ⁽¹⁾	<input type="checkbox"/> Insurance/Benefits ⁽⁷⁾	<input type="checkbox"/> De Minimis amount (Less than \$5K) ⁽²⁾	<input type="checkbox"/> Contract in Process ⁽⁸⁾	<input type="checkbox"/> Required quick timeframe ⁽³⁾	<input type="checkbox"/> Outside Scope of Contract ⁽⁹⁾	<input type="checkbox"/> Dues/Subscription/Membership ⁽⁴⁾	<input type="checkbox"/> Common Practice ⁽¹⁰⁾	<input type="checkbox"/> Meetings/Conferences/Seminars/Sponsorships ⁽⁵⁾	<input type="checkbox"/> Approved Exception ⁽¹¹⁾	<input type="checkbox"/> Employee Reimbursement ⁽⁶⁾	<input checked="" type="checkbox"/> OTHER: ⁽¹²⁾ Board Member Travel Reimbursement	I CERTIFY THE CLAIM IS TRUE AND CORRECT INCLUDING ANY APPLICABLE TERMS AND CONDITIONS HAVE BEEN FULFILLED  DEPARTMENTAL AUTHORIZED SIGNATURE
Reason not processed as a Contract or P.O.	Required field - please X one reason														
<input type="checkbox"/> Infrequent/Unforeseen ⁽¹⁾	<input type="checkbox"/> Insurance/Benefits ⁽⁷⁾														
<input type="checkbox"/> De Minimis amount (Less than \$5K) ⁽²⁾	<input type="checkbox"/> Contract in Process ⁽⁸⁾														
<input type="checkbox"/> Required quick timeframe ⁽³⁾	<input type="checkbox"/> Outside Scope of Contract ⁽⁹⁾														
<input type="checkbox"/> Dues/Subscription/Membership ⁽⁴⁾	<input type="checkbox"/> Common Practice ⁽¹⁰⁾														
<input type="checkbox"/> Meetings/Conferences/Seminars/Sponsorships ⁽⁵⁾	<input type="checkbox"/> Approved Exception ⁽¹¹⁾														
<input type="checkbox"/> Employee Reimbursement ⁽⁶⁾	<input checked="" type="checkbox"/> OTHER: ⁽¹²⁾ Board Member Travel Reimbursement														

DISTRIBUTION OF CHARGES - TO BE COMPLETED BY ORIGINATING DEPARTMENT/BUSINESS UNIT				
DEPARTMENT/ BUSINESS UNIT	GL ACCOUNT.SUBSIDIARY	WORK ORDER/ TRACKING ORDER	LOCATION/ ASSET NUMBER	AMOUNT
2	66305.000	2038		1,297.80
Total amount distributed - must equal Check Request Total above				\$ 1,297.80

ACCOUNTING DEPARTMENT USE ONLY	
VENDOR NO. _____ INVOICE NO. _____ INVOICE DATE: _____ PYMT DATE: _____ RT TO BU _____ SEP CK _____	APPROVED FOR PROCESSING ACCOUNTING DEPARTMENT

SAN DIEGO COUNTY REGIONAL AIRPORT AUTHORITY
TRAVEL EXPENSE REIMBURSEMENT REPORT - Board Members, President/CEO, General Counsel, Chief Auditor
 (To be completed within 30 days from travel return date for domestic travel; 45 days for international travel)

Refer to Authority Policy 3.30 - Business and Travel Expense Reimbursement Policy, outlining appropriate reimbursable expenses. Attach all required supporting documentation. All receipts must be detailed (credit card receipts do not provide sufficient detail). Any special items should be explained in the space provided below.

Policy 3.30 - Business and Travel Expense Reimbursement

Business and Travel Reimbursement Guidelines

Employee/Trip Information Date: 10/31/2019

Name: Johanna Schlavoni Dept: 2 - Board Services

Departure Date: 10/20/2019 Return Date: 10/25/2019 Report Due: 12/8/19

Destination: Frankfurt and Munich, Germany

Business Purpose: S.D. World Trade Center - Trade Mission to Germany

Expense Items not included in Per Diem	Authority Prepaid Expenses	Employee Paid Expenses							TOTAL
		10/20/19 Sunday	10/21/19 Monday	10/22/19 Tuesday	10/23/19 Wednesday	10/24/19 Thursday	10/25/19 Friday	10/26/19 Saturday	
Air Fare, Railroad, Bus	9,662.16								-
Conference Fees	3,659.95								-
Rental Car									-
Gas									-
Parking & Tolls									-
Mileage - Attach mileage form									-
Taxi / TNC / Shuttle Fare									-
Lodging			256.21	256.21	255.19	255.19			1,022.80
Telephone, Internet and Fax			20.00						20.00
Laundry									-
Miscellaneous:									-
	\$ 13,322.11								\$ 1,042.80

Expense Items Included In Per Diem:

Meals & Incidental Expenses (M&IE) Meals will be reimbursed at established Per Diem rates. Receipts shall not be required except for authorized meals above per diem rate (approved by CEO or Vice President below). If a meal is provided by a conference or meeting, do not include the meal for reimbursement below. On first travel day, only include lunch and dinner if flight departs after 9:00 a.m. On last travel day, only include breakfast and lunch if flight returns before 6:00 p.m.

	GSA Per Diem for Domestic		US Dept of State Per Diem for International							TOTAL
	Daily Per Diem (Frankfurt)	Daily Per Diem (Munich)	10/20/19 Sunday	10/21/19 Monday	10/22/19 Tuesday	10/23/19 Wednesday	10/24/19 Thursday	10/25/19 Friday	10/26/19 Saturday	
Breakfast	\$19.00	\$14.00			19.00	14.00	14.00	14.00		61.00
Lunch	\$31.00	\$24.00	31.00	31.00						62.00
Dinner	\$50.00	\$37.00								-
Incidentals	\$25.00	\$19.00	25.00	25.00	25.00	19.00	19.00	19.00		132.00
Total M&IE	\$125.00	\$94.00	56.00	56.00	44.00	33.00	33.00	33.00		255.00
Total Meal and Incidental Expenses			\$ 56.00	\$ 56.00	\$ 44.00	\$ 33.00	\$ 33.00	\$ 33.00	\$ -	255.00

Explanation:	Trip Grand Total	14,619.91
* Per Diem Rates per U.S. Dept. of State International : Frankfurt - \$125.00 (10/21 to 10/22) and Munich - \$94.00 (10/23 to 10/25)	Less Cash Advance (Attach copy of Authority check)	
	Less Expenses Prepaid by Authority	13,322.11
	Due Traveler - if positive amount, prepare check request	
	Due Authority - if negative, attach check payable to SDCRAA	\$1,297.80

Note: Send this report to Accounting even if the amount is \$0.

By signing below, TRAVELER: (a) acknowledges understanding and agreeing to be bound by Authority Policy 3.30 - Business and Travel Expense Reimbursement Policy; (b) certifies that this report is true and correct and all claimed expenses were incurred in connection with official Authority business; and (c) understands that any purchases/claims that are not allowed will be traveler's responsibility. By signing below, ADMINISTRATOR certifies, based on reasonable inquiry, that expenses approved in this report were reasonable, necessary, directly related to the Authority's business, and that they are reimbursable under Authority Policy 3.30.

Prepared By: Linda Gehlken Ext.: x4557

Traveler's Signature: Johanna Schlavoni Date: 11/5/2019

AUTHORITY CLERK CERTIFICATION ON BEHALF OF EXECUTIVE COMMITTEE (To be completed by Clerk)

I, _____ hereby certify that this document was approved by the Executive Committee at it's meeting on _____

Clerk Signature: _____ Date: _____

Administrator Signature: [Signature] Date: 11/6/19

**SAN DIEGO COUNTY REGIONAL AIRPORT AUTHORITY
OUT-OF-TOWN TRAVEL REQUEST**

GENERAL INSTRUCTIONS:

- A. All out-of-town travel requests must conform to applicable provisions of Policy 3.30.
- B. Once traveler completes form, submit to the traveler's Administrator for approval (for Board Members, President/CEO, General Counsel and Chief Auditor, Administrator is Board Executive Committee).

TRAVELER INFORMATION:

Traveler Name: Johanna Schiavoni Department: Board Services/2
Position: Board Member President/CEO General Counsel Chief Auditor
 All Other Authority Employees

DATE OF REQUEST: 7/31/19 DATE OF DEPARTURE/RETURN: 10/20/19 / 10/25/19

DESTINATION / BUSINESS PURPOSE:

Destination: Germany (Frankfurt and Munich) Business Purpose: S.D. World Trade Center – Trade Mission to Germany

PROJECTED OUT-OF-TOWN TRAVEL EXPENSES:

A. Transportation Costs:	
• Airfare <input checked="" type="checkbox"/> check box for business class or equivalent (international only)	\$ 10,000.00
• Rental Car	\$
• Other Transportation (Taxi, TNC, Train, Bus)	\$
• Auto (Gas, Parking/Tolls, Mileage)	\$
B. Lodging	\$ 1,200.00
C. Meals and Incidental Expenses (Per Diem)	\$
D. Seminar and Conference Fees	\$ 3,650.00
E. Entertainment	\$
TOTAL PROJECTED TRAVEL EXPENSES	\$ 14,850.00

NOTE: Conference registration fee includes transportation and meals

CERTIFICATION BY TRAVELER

By my signature below, I certify the following:

- 1. The above-listed projected out-of-town travel expenses conform to Policy 3.30, are reasonable and directly related to Authority business; and
- 2. I have attended training regarding my responsibilities pursuant to Policy 3.30 within the past two years.

Travelers Signature: Johanna Schiavoni Date: 8/1/2019

CERTIFICATION BY ADMINISTRATOR (If Administrator is Executive Committee, Clerk certifies below.)

By my signature below, I certify the following:

- 1. I have reviewed this out-of-town travel request and made inquiries to determine that the out-of-town travel and identified expenses are directly related to and necessary for the advancement of the Authority's business and reasonable in comparison to the anticipated benefits to the Authority; and
- 2. I have attended training regarding my responsibilities pursuant to Policy 3.30 within the past two years.

Administrator's Signature: [Signature] Date: 8/5/19

AUTHORITY CLERK CERTIFICATION ON BEHALF OF EXECUTIVE COMMITTEE

I, Martha Morales, Asst. Authority Clerk, certify that this document was approved
(Name of Clerk)
by the Executive Committee at its August 26, 2019 meeting.
(Meeting Date)



WORLD TRADE CENTER SAN DIEGO

SAN DIEGO TRADE MISSION – GERMANY OCTOBER 21-24, 2019

Sunday, October 20 (Frankfurt)

Flight Time: Depart SAN at 14:50 → Arrive FRA at 11:05 (+1) – (LH467)
Departing flight: San Diego -> Frankfurt
Sunday, October 20
14:50-11:00 + 1 day
Duration: 11h 15min
LH467

Monday, Oct 21 (Frankfurt → Stuttgart):

Port Contingent ONLY: Small subset of the delegation will travel with the Port to Stuttgart

Time: 8:09 – 9:24
Event: Transfer to Stuttgart
Location: Train or car

Time: 10:30 – 13:00
Event: **Meeting with Porsche**

The Port of San Diego is looking to import more automotive OEMs, such as Porche. This will provide an opportunity to meet Porche executives responsible for U.S. exports, and understand the benefits of leveraging the Port of San Diego.

Location: Porsche, Stuttgart offices

Time: 15:00 – 17:12
Event: Return to Frankfurt

Monday, Oct 21 (Frankfurt)

Time: 13:00pm
Event: **Transfer to Hotel:** WTC team to meet delegates at airport
Location: Villa Kennedy

Time: 16:00 – 18:00
Event: Customized Walking Tour (optional)
Location: Oldtown, Römer, Sachsenhausen

Time: 18:00 – 20:00
As the first official all-delegate event of the trade mission, delegates will enjoy traditional German meal and a broad overview of what to expect over the coming days.

Event: Dinner at Apfelwein Wagner - Traditional German Restaurant
Location: Apfelwein Wagner
Audience: Delegation

Tuesday, Oct 22 (Frankfurt)

Time: 9:00 – 10:30
Event: **Welcome & Economic Briefing**

The trade mission will begin with a warm welcome from our German partners who will also provide an overview of the German economy and culture. We will also review the week's agenda, answer your questions, and meet fellow delegates

Speakers:

- Nick Parikh, Political/Economic Section Chief, U.S. Consulate General Frankfurt
- Brittany Banta, Commercial Officer, U.S. Commercial Service, U.S. Embassy Berlin



WORLD TRADE CENTER
SAN DIEGO

SAN DIEGO TRADE MISSION – GERMANY
OCTOBER 21-24, 2019

Location: Villa Kennedy, conference room
Audience: Delegation

Time: 11:00 – 13:30
Event: Aviation Innovation: Future of Autonomy in Commercial Aerospace
Location: TBD
Speakers:

- Kimb Becker, CEO, San Diego International Airport
- Fabrice Kunzi, General Atomics ASI
- Lufthansa
- DHL

Time: 14:00 – 15:30
Event: **Intelligent Mobility in the RMV**

This module will explore Frankfurt's and the broader RMV approach to mobility, which has been aided by San Diego-based Cubic Transportation Systems. Framed by Frankfurt's forward-thinking approach to smart cities, this conversation will look at how mobility-as-a-service has adapted for the digital age, and discuss how it will impact the region's growth in years to come.

Location: House of Mobility and Logistics (HOML)

Speakers:

- Congressman Scott Peters, CA- 52
- Jörg Puzicha, Managing Director, Rhein-Main-Verkehrsverbund
- Michael Kadow, Managing Director, House of Mobility and Logistics (HOLM)
- Matt Cole, President, Cubic Transportation Systems
- Mr. Caspar, President, Chamber of Industry and Commerce, City of Frankfurt
- Additional startups

Audience: Delegation, Transportation leaders across RMV

Time: 16:00 – 17:30
Event: **Brexit, Europe & the global financial system**

As home to the European Central Bank and a burgeoning fintech sector, Frankfurt plays a key role in the global financial system. Framed by the moving target of Brexit, senior-level officials at the ECB will guide a conversation that will explore how changing trading dynamics and Brexit are impacting the calculations of global firms.


Location: European Central Bank

Speakers:

- Congressman Scott Peters, CA- 52
- Dr. Nikia Clarke, Executive Director, WTC San Diego
- Gabriel Glöckler – Principal Adviser, DG Communications ECB
- Pierre Marmara – Principal Economist and Head of the Brexit Coordination team, Division EU Institutions & Fora, DG International & European Relations

Audience: Delegation, ECB executives

Time: 18:00 – 20:00
Event: **SD in German Reception with U.S. Consul General Patricia Lacina & AmCham Germany**



WORLD TRADE CENTER
SAN DIEGO

SAN DIEGO TRADE MISSION – GERMANY
OCTOBER 21-24, 2019

Hosted in collaboration with AmCham Germany, the reception will feature AmCham members (senior-level business leaders) as well as other partners from the trade mission and/or are interested in pursuing business opportunities in SD.

Location: CG's Residence

Audience: senior-level AmCham members representing a diversity of businesses

**B2B meetings as needed alongside formal agenda*

Wednesday, Oct 23rd (Frankfurt → Munich):

Majority of the delegation will travel from Frankfurt direct to Munich

Depart for Munich by First Class Train

Time: 8:54 – 12:00

Event: Transfer to Munich

Location: Train

Time: 12:00-13:00

Event: Hotel Check-in at The Charles

Location: The Charles Sophienstraße 28, 80333 München, *Germany*

Time: 13:30-14:30

Event: Welcome & Lunch

Location: BioM

Time: 14:00 – 15:30

Event: **BioM Tour of Campus & Max Planck Society (institutes)**

Home to the highest concentration of life sciences companies in Germany, Munich – and the broader Bavarian region - has 250 major life sciences companies (including 130+ startups). As the government-funded industry association, BioM helps connect life sciences companies to opportunities and also includes an incubator that helps accelerate startups. Adjacent to BioM's headquarters sits the Max Planck Society headquarters. Comprised of 80+ institutes, MPS is one of the premier research facilities in the world. The delegation will tour these co-locations.

Location: BioM

Time: 15:30 – 17:00

Event: **Panel Discussion: Precision Health & DigiMed Initiative**

As part of its life sciences work, Munich is looking to lead the way when it comes to precision health, mirroring the San Diego story. This panel will explore different strategies each region has taken to develop and propel its precision health initiatives. Participants will receive an in-depth overview of DigiMed, BioM's venture in P4 medicine (predictive, preventive, personalized, participatory)

Location: BioM

Time: 17:00 – 18:30

Event: **Reception with BioM – Evotec Announcement**

Delegates will have the opportunity to connect with key stakeholders in Bavaria's life sciences community, including BioM's members. Additionally, the reception will also serve to announce a new partnership between Takeda & German-based Evotec. The partnership will be lead through Takeda's San Diego office.

Location: Faculty Club on BioM's campus

Speakers:



WORLD TRADE CENTER SAN DIEGO

SAN DIEGO TRADE MISSION – GERMANY OCTOBER 21-24, 2019

- Congressman Scott Peters, CA- 52
- Werner Lanthaler, CEO, Evotec
- David Weitz, head of research externalization, Takeda California

Audience: BioM members (life sciences exec, government officials), Delegation

Time: 19:00 – 20:30
Event: **Formal Delegation Dinner**
Location: SEEHAUS im Englischen Garten or () Marenplatz-

Thursday, Oct 24 (Munich): Smart Cities/IoT /BMW

Time: 08:00 – 10:00
Event: **Tour of Siemens Mobility Innovation/Healthcare**
Location: Siemens AG - Werner-von-Siemens-Str. 1

Time: 11:30 – 14:30
Event: **Tour of IBM Watson IoT Industry Lab**

** Lunch will be served**

As one of IBM's largest investments to date, IBM has leveraged Munich as the testing ground for its most advanced center for AI and the Internet of Things. During the tour, the delegation will explore usage cases for IoT including the companies work leveraging big data to increase efficiencies and mitigate climate change at one of the world's biggest port. Following the tour, the delegation will receive a high-level briefing on some of IBM's initiatives as the company looks to explore and expand partnerships with global companies.

Location: Mies-van-der-Rohe-Str. 6, 80807 Muenchen
Audience: Delegation, IBM execs

Time: 15:00 – 17:30
Event: **BMW World Autonomous Vehicles & Factory of the Future tour**

BMW is spearheading the "factory of the future," where technology, big data, and cutting-edge manufacturing techniques coalesce to deliver seamless products that move millions of customers across the globe. Following a tour of the factory, delegates will learn about BMW's partnership with Qualcomm, which leverages Qcomm's 5G technology to create a cellular vehicle-to-vehicle communication network. Leveraging this technology may help reduce road congestion and traffic accidents.

Location: BMW World - Am Olympiapark 1, 80809 München, Germany
Audience: BMW execs and delegation

Time: 18:00 – 20:00
Event: **Reception with AmCham & Select USA**

As the capstone event of the trade mission, delegates will network with key contacts met throughout the trade mission.

Location: Hotel Bayerischer Hof, Munich
Promenadepl. 2-6, 80333 München, Germany
Audience: 80+ german business leaders, government, delegation

Friday, Oct 25 (Munich)

Time: 8:00 – 9:00
Event: Debrief Breakfast
Location: Hotel




WORLD TRADE CENTER
SAN DIEGO

SAN DIEGO TRADE MISSION – GERMANY
OCTOBER 21-24, 2019

Time: TBD
Event: Transfer to Airport


Gehlken Linda

From: PayPal <service@paypal.com>
Sent: Tuesday, August 6, 2019 5:01 PM
To: Gehlken Linda
Subject: Your receipt for payment to Economic Development Corporation of San Diego County



Thanks for using PayPal, Linda Gehlken

Create a PayPal account in just a few seconds so every checkout is a snap!



Payment details

For your purchase on August 6, 2019

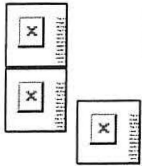
Details

SDREDC Investor Delegate Registration -
San Diego Trade Mission to Germany

\$3,659.95 USD

Gehlken Linda

From: Scott Mackerley <scott@traveltrust.com>
Sent: Friday, August 16, 2019 10:27 AM
To: Gehlken Linda; SMACKERLEY@TRAVELTRUST.COM; TRIPALERTS@TRAVELTRUST.COM
Subject: Ticketed itinerary for JOHANNA SUZANNE SCHIAVONI - 10/20/19 - Frankfurt Germany (TBKGXD)
Attachments: ItineraryTBKGXD_16AUG.pdf; CalendarTBKGXD_16AUG.ics



Traveltrust Corporation
374 North Coast Hwy 101
Encinitas, CA 92024
Phone: (760) 635-1700

Friday, 16AUG 2019 01:26 PM EDT

Passengers: JOHANNA SUZANNE SCHIAVONI (02)

Agency Reference Number: TBKGXD

Click here to view your current itinerary or ETicket receipt on-line: tripcase.com

Lufthansa Confirmation PAF CSC
United Airlines Confirmation GSM62V

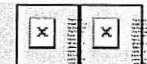
Please review your itinerary and report any discrepancies to Traveltrust within 24hrs of receipt

FOR TRAVEL TO GERMANY A US CITIZEN
MUST HAVE A VALID PASSPORT
PER MANDATORY IATA RESOLUTION 830D,
YOUR CONTACT DETAILS HAVE BEEN GIVEN
TO THE AIRLINE FOR FLIGHT MODIFICATIONS ONLY.

YOU CANNOT TRAVEL OUT OF THE UNITED STATES IF YOUR US
PASSPORT EXPIRES WITHIN 6 MONTHS OF YOUR DEPARTURE DATE
YOUR INTERNATIONAL TRAVEL MAY REQUIRE VACCINATIONS
PLEASE CHECK WWW.CDC.GOV FOR LATEST REQUIREMENTS

CERTAIN FARES MAY REQUIRE REISSUANCE AT TIME OF
CANCELLATION. PLEASE CONTACT THE AIRLINE OR TRAVELTRUST

AIR Sunday, 20OCT 2019



Lufthansa	Flight Number: 0467	Class: D- Business
From: San Diego CA, USA	Depart: 02:50 PM	
To: Frankfurt, Germany	Arrive: 11:05 AM 21OCT	
Stops: Nonstop	Duration: 11 hour(s) 15 minute(s)	
Seats: 03D	Status: CONFIRMED	Miles: 5818 / 9309 KM
Equipment: Airbus A340 Jet	MEAL: MEALS	
DEPARTS SAN TERMINAL 2 - ARRIVES FRA TERMINAL 1		
AISLE SEAT CONFIRMED		
Lufthansa Confirmation number is PAF CSC		

AIR Friday, 25OCT 2019



Lufthansa
From: Munich, Germany
To: Denver CO, USA
Stops: Nonstop
Seats: 04D
Equipment: 359/AIR
DEPARTS MUC TERMINAL 2
AISLE SEAT CONFIRMED
Lufthansa Confirmation number is PAFCS

Flight Number: 0480
Depart: 11:50 AM
Arrive: 02:25 PM
Duration: 10 hour(s) 35 minute(s)
Status: CONFIRMED
MEAL: MEALS

Class: D- Business

Miles: 5224 / 8358 KM

AIR Friday, 25OCT 2019



United Airlines
From: Denver CO, USA
To: San Diego CA, USA
Stops: Nonstop
Seats: 02E
Equipment: Airbus A320 Jet
ARRIVES SAN TERMINAL 2
AISLE SEAT CONFIRMED
United Airlines Confirmation number is GSM62V

Flight Number: 0710
Depart: 03:45 PM
Arrive: 05:06 PM
Duration: 2 hour(s) 21 minute(s)
Status: CONFIRMED
MEAL: SNACK

Class: D- Business

Miles: 833 / 1333 KM

A PORTION OF THIS TRIP MAY BE REFUNDABLE. PLEASE RETURN UNUSED PORTIONS TO TRAVELTRUST FOR POSSIBLE REFUND.
LUFTHANSA CONFIRMATION NUMBER - PAFCS
UNITED AIRLINES CONFIRMATION NUMBER - GSM62V
FOR EMERGENCY SERVICE FROM UNITED STATES - 888-221-6043
FOR EMERGENCY SERVICE FROM GERMANY - 00-800-7373-7882

Ticket/Invoice Information

Ticket for: JOHANNASUZANNE SCHIAVONI
Date issued: 8/16/2019 Invoice Nbr: 5548376
Ticket Nbr: UA7390492122 Electronic Tkt: Yes Amount: 9622.16 USD
Base: 8267.33 US Tax: 37.20 USD XT Tax: 1317.63 USD
Charged to: AX*****1013

Service fee: JOHANNA SUZANNE SCHIAVONI
Date issued: 8/16/2019
Document Nbr: XD0771752024 Amount: 40.00
Charged to: AX*****1013

Total Tickets: 9622.16
Total Fees: 40.00
Total Amount: 9662.16

Click here 24 hours in advance to obtain boarding passes:

[LUFTHANSA](#)
[UNITED](#)

Click here to review Baggage policies and guidelines:

[LUFTHANSA](#)
[UNITED](#)

TSA Guidance- a government issued photo id is needed for checkin.

Please allow minimum 3 hour check-in for International flights and 2 hours for Domestic.

For Additional security information visit www.tsa.gov.

All coupons related to this ticket must be used in the sequence purchased or you may be subject to a change in airfare per the carrier's discretion.

Follow us on Twitter @Traveltrustcorp

Thank you for choosing Traveltrust!

Our Business Hours are Sunday 10pm - Friday 10pm Pacific

Saturday from 9am-1pm Pacific.

For EMERGENCY AFTERHOURS assistance in the US, please call 888-221-6043 and use VIP Code SJE72.

You can also use the Direct Dial Number 682-233-1914 or the collect number 682-647-0061.

Each call is billable at a minimum \$25.00 per call/reservation



LIFE IS FOR SHARING.

T-MOBILE HOTSPOT GMBH
Friedrich-Ebert-Allee 140, D-53113 Bonn, Germany

Date 21/10/19
Invoice number 79746031393483735925
Transaction number POT-828f058d-9859-4307-ab70-dbd0c502085a

Johanna Schiavoni

Questions about HotSpot? From the German fixed network
0800 3 50 2000 (free)

USA

In the Telekom mobile communications network
502 000 (free)

From abroad
00 800 8687 8687
(free of charge within EU-28, Switzerland and Norway)

HotSpotService@telekom.de

Your HotSpot Receipt

Service overview	Amounts (USD)
------------------	-----------------

FlyNet® Mail and Surf	20.00
------------------------------	-------

Purchased on 21/10/19 at 03:58 h

Information about your HotSpot Pass

Your username / e-mail address to use HotSpot: johanna.schiavoni@gmail.com

TOTAL (inc. 0% tax)	20.00
----------------------------	-------

Total of 20.00 USD debited from your Credit Card

T-MOBILE HOTSPOT GMBH
Office address: Friedrich-Ebert-Allee 140, D-53113 Bonn, Germany
Contact details: Phone: +49 228/181-0
Authorized representatives: David Fox, Annette Christina Jentsch-Hansmann, Marco Mews, Ralf Schillbach
Commercial register: Amtsgericht Bonn HRB 16010
VAT identification no.: DE258908556 | Tax no.: 5206/5953/0731





VILLA KENNEDY
FRANKFURT

A ROCCO FORTE HOTEL

Ms.
Johanna Schiavoni

Room: 333
Arrival: 21/10/19
Departure: 23/10/19

Reservation Ref: PL30100705101921P13
Page No: 1
Account No: 22. October 2019
KEN-VALE

Ms. Johanna Schiavoni Invoice Nr. 582036 - 2

Date	Qty	Description	VAT	Price	Total
21/10/19	1	Package Element	19.00	20,00	20,00
21/10/19	1	Accommodation 21/10/19/#333	7.00	230,00	230,00
22/10/19	1	Package Element	19.00	20,00	20,00
22/10/19	1	Accommodation 22/10/19/#333	7.00	230,00	230,00
22/10/19	1	z_Visa online z_Visa online	0.00	-500,00	-500,00

Total: EUR 500,00
Payment: EUR -500,00
Balance Due: EUR 0,00

VAT in % Included:

%	Net	VAT	Total
0.00	0,00	0,00	0,00
19.00	33,61	6,39	40,00
7.00	429,91	30,09	460,00

Die Abkürzung "VAT" bezeichnet die deutsche Umsatzsteuer. / The abbreviation "VAT" refers to German value added tax.

Visit www.roccofortehotels.com for celebration ideas and seasonal promotions.

CREDIT CARD (...1897)

\$557.05

Sale

Oct 22, 2019
Transaction date

VILLA KENNEDY

Oct 24, 2019
Posted date

Description VILLA KENNEDY
Method In person
Card number (...1897)
Category Travel
Reference number 24463689296532969272108

Rewards earned with this transaction

+ 1 mile per \$1 spent on all purchases 557.05

+ Additional miles earned on hotel stays 557.05

Total MileagePlus® Miles 1,114.10

Transaction details may be preliminary or incomplete and may not match the transaction as it appears on your periodic statement, which is the official record of your account activity.

*J. Schiavini
MISSION TO GERMANY
VILLA KENNEDY
(FRANKFURT)*



Currency Converter

EUR/USD for the 24-hour period ending **Tuesday, Oct 22, 2019 22:00 UTC** +/- 0%

Currency I Have:
230.00 EUR

Currency I Want:
256.211 USD

EUR/USD Details

EUR/USD for the 24-hour period ending **Tuesday, Oct 22, 2019 22:00 UTC** +/- 0%

Selling 230.000 EUR → you get 256.211 USD
Buying 230.000 EUR → you pay 256.242 USD

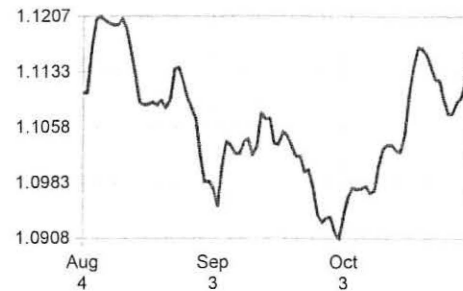
Rate Details

EUR/USD for the 24-hour period ending **Tuesday, Oct 22, 2019 22:00 UTC**

	Bid Sell 1 EUR	Ask Buy 1 EUR
MIN	1.11179	1.11191
AVG	1.11396	1.11410
MAX	1.11562	1.11575

Recent Trends

EUR/USD average daily bid prices
Last 90 days



Take trusted OANDA Rates™ with you on your travels

EUR/USD						USD/EUR					
Interbank Rate +/- 0% Oct 23, 2019						Interbank Rate +/- 0% Oct 23, 2019					
EUR	USD	EUR	USD	EUR	USD	USD	EUR	USD	EUR	USD	EUR
1	1.11	15	16.71	45	50.13	1	0.90	15	13.46	45	40.39
2	2.23	20	22.28	50	55.70	2	1.80	20	17.95	50	44.88
3	3.34	25	27.85	100	111.40	3	2.69	25	22.44	100	89.76
4	4.46	30	33.42	250	278.49	4	3.59	30	26.93	250	224.40
5	5.57	35	38.99	500	556.98	5	4.49	35	31.42	500	448.79
10	11.14	40	44.56	1,000	1,113.96	10	8.98	40	35.90	1,000	897.59



THE CHARLES HOTEL
MUNICH

A ROCCO FORTE HOTEL

Ms.
Johanna Schiavoni

Room: 214
Arrival: 23/10/19
Departure: 25/10/19

Reservation Ref: PL30100819101923P14
Page No: 1
Account No:
25. October 2019
MUN-KARE

SUDF.Res.InRefNb2
Ms. Johanna Schiavoni Invoice Nr. 416901 - 2

Date	Qty	Description	VAT	Price	Total
23/10/19	1	Included Breakfast	19.00	20,00	20,00
23/10/19	1	Accommodation 23/10/19/#214	7.00	230,00	230,00
24/10/19	1	In-Room Dining invoice Nr.: 883922	19.00	5,00	5,00
24/10/19	1	Included Breakfast	19.00	20,00	20,00
24/10/19	1	Accommodation 24/10/19/#214	7.00	230,00	230,00
25/10/19	1	In-Room Dining invoice Nr.: 884006	19.00	5,00	5,00
25/10/19	1	z_Visa online z_Visa online	0.00	-510,00	-510,00

- PER
DISM
- PER
TIERM?

Total:	EUR	510,00
Payment:	EUR	-510,00
Balance Due:	EUR	0.00

VAT in % Included:

%	Net	VAT	Total
0.00	0,00	0,00	0,00
19.00	42,02	7,98	50,00
7.00	429,91	30,09	460,00

Die Abkürzung "VAT" bezeichnet die deutsche Umsatzsteuer. / The abbreviation "VAT" refers to German value added tax.

Visit www.roccofortehotels.com for celebration ideas and seasonal promotions.

*** AUTHORISED ***

Sale

25/10/2019

06:59:44

EUR

510.00 (EUR)

****01751

****5101

30100819

*****1897

A0000000031010

Visa

A

05193D

01

ICC

SIGNATURE VERIFIED

Customer's Signature.....

Thank you for your custom

CHASE VISA

CREDIT CARD (...1897)

\$567.32

Sale

Oct 25, 2019
Transaction date

THE CHARLES HOTEL

Oct 27, 2019
Posted date

Description THE CHARLES HOTEL
Method In person
Card number (...1897)
Category Travel
Reference number 24463689299572992785640

Rewards earned with this transaction

+ 1 mile per \$1 spent on all purchases 567.32

+ Additional miles earned on hotel stays 567.32

Total MileagePlus® Miles 1,134.64

Transaction details may be preliminary or incomplete and may not match the transaction as it appears on your periodic statement, which is the official record of your account activity.

*J. SCHIAVONI,
MISSION TO GERMANY
CHARLES HOTEL
(MUNICH)*



Currency Converter

EUR/USD for the 24-hour period ending **Friday, Oct 25, 2019 22:00 UTC** @ +/- 0%

Currency I Have:
230.00 EUR

Currency I Want:
255.192 USD

EUR/USD Details

EUR/USD for the 24-hour period ending **Friday, Oct 25, 2019 22:00 UTC** @ +/- 0%

Selling 230.000 EUR → you get 255.192 USD
Buying 230.000 EUR → you pay 255.237 USD

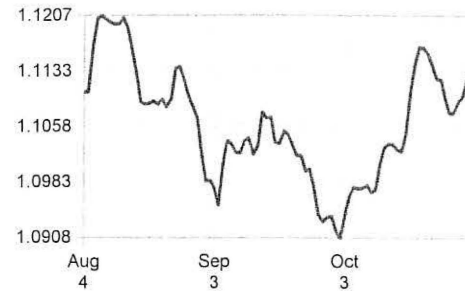
Rate Details

EUR/USD for the 24-hour period ending **Friday, Oct 25, 2019 22:00 UTC**

	Bid Sell 1 EUR	Ask Buy 1 EUR
MIN	1.10725	1.10737
AVG	1.10953	1.10973
MAX	1.11225	1.11237

Recent Trends

EUR/USD average daily bid prices
Last 90 days



Take trusted OANDA Rates™ with you on your travels

EUR/USD						USD/EUR					
Interbank Rate +/- 0% Oct 26, 2019						Interbank Rate +/- 0% Oct 26, 2019					
EUR	USD	EUR	USD	EUR	USD	USD	EUR	USD	EUR	USD	EUR
1	▶ 1.11	15	▶ 16.64	45	▶ 49.93	1	▶ 0.90	15	▶ 13.52	45	▶ 40.55
2	▶ 2.22	20	▶ 22.19	50	▶ 55.48	2	▶ 1.80	20	▶ 18.02	50	▶ 45.06
3	▶ 3.33	25	▶ 27.74	100	▶ 110.95	3	▶ 2.70	25	▶ 22.53	100	▶ 90.11
4	▶ 4.44	30	▶ 33.29	250	▶ 277.38	4	▶ 3.60	30	▶ 27.03	250	▶ 225.28
5	▶ 5.55	35	▶ 38.83	500	▶ 554.77	5	▶ 4.51	35	▶ 31.54	500	▶ 450.56
10	▶ 11.10	40	▶ 44.38	1,000	▶ 1,109.53	10	▶ 9.01	40	▶ 36.04	1,000	▶ 901.12

*** AUTHORISED ***

Sale

22/10/2019

22:57:27

EUR

500.00 (EUR)

****28527

****2701

30100705

*****1897

A000000031010

Visa

A

09881D

01

ICC

SIGNATURE VERIFIED

Customer's Signature.....

Thank you for your custom

CHASE VISA

GERMANY	Moenchen-Gladbach	01/01	12/31	230	124	354	N/A	10/01/2019
GERMANY	Munich	01/01	12/31	225	94	319	N/A	10/01/2019
GERMANY	Nellingen	01/01	12/31	212	103	315	N/A	10/01/2019
GERMANY	Oberammergeau	01/01	12/31	197	125	322	N/A	10/01/2019
GERMANY	Offenbach	01/01	12/31	242	125	367	N/A	10/01/2019
GERMANY	Other	01/01	12/31	202	117	319	N/A	10/01/2019
GERMANY	Roedelheim	01/01	12/31	242	125	367	N/A	10/01/2019
GERMANY	Sindelfingen	01/01	12/31	212	103	315	N/A	10/01/2019
GERMANY	Stuttgart	01/01	12/31	212	103	315	N/A	10/01/2019
GERMANY	Tuebingen	01/01	12/31	212	103	315	N/A	10/01/2019
GERMANY	Twisteden	01/01	12/31	230	124	354	N/A	10/01/2019
GERMANY	Wiesbaden	01/01	12/31	190	103	293	N/A	10/01/2019

DIPLOMACY IN ACTION

Home > Under Secretary for Management > Bureau of Administration > Office of Allowances

Per Diem Rates

- Excel Versions of Per Diem
- Foreign Per Diem Rates

Allowance Rates

- Allowances By Location
- Allowances By Type
- Biweekly Allowance Updates
- Custom Search
- Footnotes to Section 920

Standardized Regulations (DSSR)

- Archives (DSSR)
- Table of Contents (DSSR)

General Information

- Advance of Pay
- Consumables
- Danger Pay
- Allowances
- Education
- Evacuation
- Extraordinary Quarters Allowance (EQA)
- Foreign Transfer Allowance (FTA)
- Frequently Asked Questions
- Home Service Transfer Allowance (HSTA)
- Living Quarters Allowance (LQA)
- Official Residence Expense (ORE)
- Per Diem
- Post Allowance (COLA)
- Post Hardship Differential
- R&R
- Representation Allowances
- Separate Maintenance Allowance (SMA)
- Service Needs Differential
- Summary of Allowances
- Temporary Quarters Subsistence Allowance (TQSA)

Quarterly Report Indexes

- Reports

Office of Allowances

- Contact Us
- Organization Chart

Office of Allowances

Appendix B

Chapter 301-Federal Travel Regulation

Allocation of M&IE Rates to Be Used in Making Deductions from the M&IE Allowance

M&IE rates for the localities in nonforeign areas (prescribed in Civilian Personnel Per Diem Bulletins published periodically in the Federal Register by the Secretary of Defense) and for localities in foreign areas (established by the Secretary of State in Section 925, a per diem supplement to the Standardized Regulations Government Civilians, Foreign Areas) shall be allocated as shown in this table (Section 301-11.18) when making deductions from nonforeign or foreign area per diem rates.

M & IE Rate	Breakfast	Lunch	Dinner	Incidentals
\$1	0	0	0	1
\$2	0	0	1	1
\$3	0	1	1	1
\$4	1	1	1	1
\$5	1	1	2	1
\$6	1	2	2	1
\$7	1	2	3	1
\$8	1	2	3	2
\$9	1	2	4	2
\$10	2	2	4	2
\$11	2	3	4	2
\$12	2	3	5	2
\$13	2	3	5	3
\$14	2	4	5	3
\$15	2	4	6	3
\$16	2	4	7	3
\$17	3	4	7	3
\$18	3	5	7	3
\$19	3	5	8	3
\$20	3	5	8	4
\$21	3	5	9	4
\$22	3	6	9	4
\$23	3	6	9	5
\$24	4	6	9	5
\$25	4	6	10	5
\$26	4	7	11	5
\$27	4	7	11	5
\$28	4	7	11	6
\$29	4	7	12	6
\$30	5	7	12	6

\$31	5	8	12	6
\$32	5	8	13	6
\$33	5	8	13	7
\$34	5	9	13	7
\$35	5	9	14	7
\$36	5	9	15	7
\$37	6	9	15	7
\$38	6	10	15	7
\$39	6	10	16	7
\$40	6	10	16	8
\$41	6	10	17	8
\$42	6	11	17	8
\$43	6	11	17	9
\$44	7	11	17	9
\$45	7	11	18	9
\$46	7	12	18	9
\$47	7	12	19	9
\$48	7	12	19	10
\$49	7	12	20	10
\$50	8	12	20	10
\$51	8	13	20	10
\$52	8	13	21	10
\$53	8	13	21	11
\$54	8	14	21	11
\$55	8	14	22	11
\$56	8	14	23	11
\$57	9	14	23	11
\$58	9	15	23	11
\$59	9	15	24	11
\$60	9	15	24	12
\$61	9	15	25	12
\$62	9	16	25	12
\$63	9	16	25	13
\$64	10	16	25	13
\$65	10	16	26	13
\$66	10	17	26	13
\$67	10	17	27	13
\$68	10	17	27	14
\$69	10	17	28	14
\$70	11	17	28	14
\$71	11	18	28	14
\$72	11	18	29	14
\$73	11	18	29	15
\$74	11	19	29	15

\$75	11	19	30	15
\$76	11	19	31	15
\$77	12	19	31	15
\$78	12	20	31	15
\$79	12	20	32	15
\$80	12	20	32	16
\$81	12	20	33	16
\$82	12	21	33	16
\$83	12	21	33	17
\$84	13	21	33	17
\$85	13	21	34	17
\$86	13	22	34	17
\$87	13	22	35	17
\$88	13	22	35	18
\$89	13	22	36	18
\$90	14	22	36	18
\$91	14	23	36	18
\$92	14	23	37	18
\$93	14	23	37	19
\$94	14	24	37	19
\$95	14	24	38	19
\$96	14	24	39	19
\$97	15	24	39	19
\$98	15	25	39	19
\$99	15	25	40	19
\$100	15	25	40	20
\$101	15	25	41	20
\$102	15	26	41	20
\$103	15	26	41	21
\$104	16	26	41	21
\$105	16	26	42	21
\$106	16	27	42	21
\$107	16	27	43	21
\$108	16	27	43	22
\$109	16	27	44	22
\$110	17	27	44	22
\$111	17	28	44	22
\$112	17	28	45	22
\$113	17	28	45	23
\$114	17	29	45	23
\$115	17	29	46	23
\$116	17	29	47	23
\$117	18	29	47	23
\$118	18	30	47	23

Munich

\$119	18	30	48	23
\$120	18	30	48	24
\$121	18	30	49	24
\$122	18	31	49	24
\$123	18	31	49	25
\$124	19	31	49	25
\$125	19	31	50	25
\$126	19	32	50	25
\$127	19	32	51	25
\$128	19	32	51	26
\$129	19	32	52	26
\$130	20	32	52	26
\$131	20	33	52	26
\$132	20	33	53	26
\$133	20	33	53	27
\$134	20	34	53	27
\$135	20	34	54	27
\$136	20	34	55	27
\$137	21	34	55	27
\$138	21	35	55	27
\$139	21	35	56	27
\$140	21	35	56	28
\$141	21	35	57	28
\$142	21	36	57	28
\$143	21	36	57	29
\$144	22	36	57	29
\$145	22	36	58	29
\$146	22	37	58	29
\$147	22	37	59	29
\$148	22	37	59	30
\$149	22	37	60	30
\$150	23	37	60	30
\$151	23	38	60	30
\$152	23	38	61	30
\$153	23	38	61	31
\$154	23	39	61	31
\$155	23	39	62	31
\$156	23	39	63	31
\$157	24	39	63	31
\$158	24	40	63	31
\$159	24	40	64	31
\$160	24	40	64	32
\$161	24	40	65	32
\$162	24	41	65	32

Fraulfer

EXECUTIVE COMMITTEE Meeting Date: **NOVEMBER 25, 2019**

Subject:

Review of the Proposed 2020 Master Calendar of Board and Committee Meetings

Recommendation:

Forward this item to the Board with a recommendation for approval.

Background/Justification:

Pursuant to the Ralph M. Brown Act Cal. Gov. Code (§54954(a)), a legislative body shall provide for the time and place for holding regular meetings by ordinance, resolution, or by-laws. Authority Policy 1.30(2) establishes criteria for scheduling regular meetings of the Board and Airport Land Use Commission and Authority Policy 1.20(2)(a) establishes the criteria for scheduling the time and date of Committee meetings.

The proposed calendar was developed in accordance with the Ralph M. Brown Act and the criteria adopted by the Board. The objective is to provide consistency for public participation and the dissemination of information.

Meetings for the Audit and Executive Personnel and Compensation Committee are scheduled to accommodate review of external audits and the performance evaluations for the President/CEO, Chief Auditor and General Counsel, respectively.

A Special Board Meeting is scheduled in March to accommodate the anticipated Board Retreat.

The proposed 2020 Master Calendar of Board and Committee meetings is attached as Exhibit A.

Fiscal Impact:

Not applicable.

Authority Strategies/Focus Areas:

This item supports one or more of the following (*select at least one under each area*):

Strategies

- Community Strategy Customer Strategy Employee Strategy Financial Strategy Operations Strategy

Focus Areas

- Advance the Airport Development Plan Transform the Customer Journey Optimize Ongoing Business

Environmental Review:

- A. This Board action is not a project that would have a significant effect on the environment as defined by the California Environmental Quality Act (CEQA), as amended. 14 Cal. Code Regs. Section 15378. This Board action is not a "project" subject to CEQA. Pub. Res. Code Section 21065.
- B. California Coastal Act Review: This Board action is not a "development" as defined by the California Coastal Act. Pub. Res. Code Section 30106.

Application of Inclusionary Policies:

Not applicable.

Prepared by:

TONY R. RUSSELL
DIRECTOR, BOARD SERVICES/AUTHORITY CLERK

DRAFT 2020 MASTER CALENDAR OF BOARD AND COMMITTEE MEETINGS

	ALUC/BOARD 1 st Thursday of Month	EXECUTIVE COMMITTEE (Monday in Week Preceding the Board meeting)	AUDIT COMMITTEE Monday (Quarterly)	EXECUTIVE PERSONNEL AND COMPENSATION COMMITTEE Thursday	FINANCE COMMITTEE Meets with the Executive Committee Monday	CAPITAL IMPROVEMENT PROGRAM OVERSIGHT COMMITTEE Quarterly Thursday
Month	9:00 AM	9:00 AM	10:00 AM	10:00 AM	9:00 AM	10:00 AM
January	9	27		23	27	16
February	6	24	10		24	
March	5	23		26	23	
March	13 & 14 Board Retreat					
April	2	27			27	16 Special Board Meeting Capital Budget Workshop
May	7	21	11	28	21	
May	14 Budget Workshop					
June	4	22			22	
July	9					16
August		24		27	24	
September	3	21	10		21	
October	1	26			26	15
November	5	23	9		23	
December	3	21			21	

**BOLD - Denotes a change in the regular schedule due to holidays and conflicts with other Board or Committee meetings.
(January 1; January 20; February 17; May 25; July 3; September 7; November 11; November 26; December 25; December 31)**

SAN DIEGO COUNTY REGIONAL AIRPORT AUTHORITY

ITEM 7

Board Members

C. April Boling
Chairman

Greg Cox
Mark Kersey
Robert T. Lloyd
Paul McNamara
Paul Robinson
Johanna S. Schiavoni
Michael Schumacher
Mark B. West

Ex-Officio Board Members

Gustavo Dallarda
Col. Charles B. Dockery
Gayle Miller

President / CEO

Kimberly J. Becker

DRAFT BOARD AGENDA

Thursday, December 5, 2019
9:00 A.M.

San Diego International Airport
SDCRAA Administration Building – Third Floor
Board Room
3225 N. Harbor Drive
San Diego, California 92101

***Live webcasts of Authority Board meetings can be accessed at
<http://www.san.org/Airport-Authority/Meetings-Agendas/Authority-Board>***

This Agenda contains a brief general description of each item to be considered. The indication of a recommended action does not indicate what action (if any) may be taken. ***Please note that agenda items may be taken out of order.*** If comments are made to the Board without prior notice or are not listed on the Agenda, no specific answers or responses should be expected at this meeting pursuant to State law.

Staff Reports and documentation relating to each item of business on the Agenda are on file in Board Services and are available for public inspection.

NOTE: Pursuant to Authority Code Section 2.15, all Lobbyists shall register as an Authority Lobbyist with the Authority Clerk within ten (10) days of qualifying as a lobbyist. A qualifying lobbyist is any individual who receives \$100 or more in any calendar month to lobby any Board Member or employee of the Authority for the purpose of influencing any action of the Authority. To obtain Lobbyist Registration Statement Forms, contact the Board Services/Authority Clerk Department.

PLEASE COMPLETE A "REQUEST TO SPEAK" FORM PRIOR TO THE COMMENCEMENT OF THE MEETING AND SUBMIT IT TO THE AUTHORITY CLERK. ***PLEASE REVIEW THE POLICY FOR PUBLIC PARTICIPATION IN BOARD AND BOARD COMMITTEE MEETINGS (PUBLIC COMMENT) LOCATED AT THE END OF THE AGENDA.***

The Authority has identified a local company to provide oral interpreter and translation services for public meetings. If you require oral interpreter or translation services, please telephone the Board Services /Authority Clerk Department with your request at (619) 400-2400 at least three (3) working days prior to the meeting.

CALL TO ORDER:

PLEDGE OF ALLEGIANCE:

ROLL CALL:

PRESENTATIONS:

- A. SERIES 2019/2020 BOND SALE BRIEFING:**
Scott Brickner, Vice President/CFO

REPORTS FROM BOARD COMMITTEES, AD HOC COMMITTEES, AND CITIZEN COMMITTEES AND LIAISONS:

- **AUDIT COMMITTEE:**
Committee Members: Lloyd, Robinson (Chair), Schiavoni, Tartre, Van Sambeek, West
- **CAPITAL IMPROVEMENT PROGRAM OVERSIGHT COMMITTEE:**
Committee Members: Boling, Kersey (Chair), Schumacher, Robinson
- **EXECUTIVE PERSONNEL AND COMPENSATION COMMITTEE:**
Committee Members: Boling (Vice Chair), Cox, Kersey
- **FINANCE COMMITTEE:**
Committee Members: Cox (Chair), Lloyd, Schiavoni, West

ADVISORY COMMITTEES

- **AUTHORITY ADVISORY COMMITTEE:**
Liaison: Robinson (Primary), Schiavoni
- **ARTS ADVISORY COMMITTEE:**
Committee Member: Robert H. Gleason

LIAISONS

- **CALTRANS:**
Liaison: Dallarda
- **INTER-GOVERNMENTAL AFFAIRS:**
Liaison: Cox
- **MILITARY AFFAIRS:**
Liaison: Dockery
- **PORT:**
Liaisons: Boling (Primary), Cox, Robinson

- **WORLD TRADE CENTER:**
Representatives: Robert H. Gleason

BOARD REPRESENTATIVES (EXTERNAL)

- **SANDAG BOARD OF DIRECTORS:**
Representative: Boling (Primary), Robinson
- **SANDAG TRANSPORTATION COMMITTEE:**
Representatives: Schiavoni (Primary), Schumacher

CHAIR'S REPORT:

PRESIDENT/CEO'S REPORT:

NON-AGENDA PUBLIC COMMENT:

Non-Agenda Public Comment is reserved for members of the public wishing to address the Board on matters for which another opportunity to speak **is not provided on the Agenda**, and which is within the jurisdiction of the Board. Please submit a completed speaker slip to the Authority Clerk. ***Each individual speaker is limited to three (3) minutes. Applicants, groups and jurisdictions referring items to the Board for action are limited to five (5) minutes.***

Note: Persons wishing to speak on specific items should reserve their comments until the specific item is taken up by the Board.

CONSENT AGENDA (Items 1-14):

The consent agenda contains items that are routine in nature and non-controversial. Some items may be referred by a standing Board Committee or approved as part of the budget process. The matters listed under 'Consent Agenda' may be approved by one motion. Any Board Member may remove an item for separate consideration. Items so removed will be heard before the scheduled New Business Items, unless otherwise directed by the Chair.

1. **APPROVAL OF MINUTES:**
RECOMMENDATION: Approve the minutes of the November 7, 2019 regular meeting.
2. **ACCEPTANCE OF BOARD AND COMMITTEE MEMBERS WRITTEN REPORTS ON THEIR ATTENDANCE AT APPROVED MEETINGS AND PRE-APPROVAL OF ATTENDANCE AT OTHER MEETINGS NOT COVERED BY THE CURRENT RESOLUTION:**
RECOMMENDATION: Accept the reports and pre-approve Board Member attendance at other meetings, trainings and events not covered by the current resolution.
(Board Services: Tony R. Russell, Director/Authority Clerk)

- 3. AWARDED CONTRACTS, APPROVED CHANGE ORDERS FROM OCTOBER 14, 2019 THROUGH NOVEMBER 7, 2019 AND REAL PROPERTY AGREEMENTS GRANTED AND ACCEPTED FROM OCTOBER 14, 2019 THROUGH NOVEMBER 7, 2019:**
RECOMMENDATION: Receive the report.
(Procurement: Jana Vargas, Director)
- 4. DISPOSITION OF SURPLUS PROPERTY:**
RECOMMENDATION: Receive the report.
(Procurement: Jana Vargas, Director)
- 5. DECEMBER 2019 LEGISLATIVE REPORT:**
RECOMMENDATION: Adopt Resolution No. 2019-____, approving the December 2019 Legislative Report.
(Government Relations: Matt Harris, Director)
- 6. ESTABLISH THE DATE AND TIME OF BOARD AND ALUC MEETINGS FOR 2020, AS INDICATED IN THE PROPOSED 2020 MASTER CALENDAR OF BOARD AND COMMITTEE MEETINGS:**
RECOMMENDATION: Adopt Resolution No. 2019-____, establishing the date and time of Board and ALUC Meetings; and Committee meetings for 2020 as indicated on the proposed 2020 Master Calendar of Board and Committee Meetings.
(Board Services: Tony R. Russell, Director/Authority Clerk)

CLAIMS

- 7. REJECT THE CLAIM OF MARIA HURTADO :**
RECOMMENDATION: Adopt Resolution No. 2019-____, rejecting the claim of Maria Hurtado.
(Legal: Amy Gonzalez, General Counsel)

COMMITTEE RECOMMENDATIONS

- 8. FISCAL YEAR 2019 ANNUAL REPORT FROM THE AUDIT COMMITTEE:**
RECOMMENDATION: The Audit Committee recommends that the Board accept the report.
(Audit: Lee Parravano, Chief Auditor)
- 9. FISCAL YEAR 2019 ANNUAL REPORT FROM THE OFFICE OF THE CHIEF AUDITOR:**
RECOMMENDATION: The Audit Committee recommends that the Board accept the report.
(Audit: Lee Parravano, Chief Auditor)

10. REVISION TO THE FISCAL YEAR 2020 AUDIT PLAN OF THE OFFICE OF THE CHIEF AUDITOR:

RECOMMENDATION: The Audit Committee recommends that the Board adopt Resolution No. 2019-____, approving the revision to the Fiscal Year 2020 Audit Plan of the Office of the Chief Auditor.

(Audit: Lee Parravano, Chief Auditor)

11. FISCAL YEAR 2020 FIRST QUARTER REPORT FROM THE OFFICE OF THE CHIEF AUDITOR:

RECOMMENDATION: The Audit Committee recommends that the Board accept the report.

(Audit: Lee Parravano, Chief Auditor)

12. AMEND AUTHORITY POLICY 1.50 – GOVERNANCE AND COMMITTEES:

RECOMMENDATION: Adopt Resolution No. 2019-____, amending Policy 1.50 – Governance and Committees to specify the number of terms that public members may serve on the Audit Committee to two full terms, and that the current Audit Committee Public Members are allowed to serve out their current terms through to completion.

(Board Services: Tony R. Russell, Director/Authority Clerk; Audit: Lee Parravano, Chief Auditor)

CONTRACTS AND AGREEMENTS

13. AMEND THE BUSINESS TERMS OF THE PREVIOUSLY-AWARDED CONCESSION LEASE TO TAV-AMERICA TO DESIGN, BUILD AND OPERATE A COMMON USE LOUNGE WITHIN TERMINAL 2 WEST:

RECOMMENDATION: Rescind Resolution No. 2018-____ and adopt Resolution No. 2019-____, to update the business terms of the non-exclusive concession lease previously awarded by the Board to TAV-America, to Design, Build and Operate a Common Use Lounge within Terminal 2 West at San Diego International Airport, and authorize the President/CEO to take all necessary actions to execute the concession lease.

(Revenue Generation & Business Development: Natasha Collura, Director)

CONTRACTS AND AGREEMENTS AND/OR AMENDMENTS TO CONTRACTS AND AGREEMENTS EXCEEDING \$1 MILLION

14. APPROVE AND AUTHORIZE AN INCREASE IN THE PRESIDENT/CEO'S CHANGE ORDER AUTHORITY FOR AIRPORT SUPPORT FACILITIES PROJECT AT SAN DIEGO INTERNATIONAL AIRPORT:

RECOMMENDATION: Adopt Resolution No. 2019-____, approving and authorizing an increase in the President/CEO's change order authority from \$____ to an amount not to exceed \$____, for Project No. 104245, Airport Support Facilities at San Diego International Airport.

(Development Division: Dennis Probst, VP & Chief Development Officer)

PUBLIC HEARINGS:

OLD BUSINESS:

NEW BUSINESS:

CLOSED SESSION:

- 15. CONFERENCE WITH LEGAL COUNSEL – EXISTING LITIGATION:**
(Paragraph (1) of subdivision (d) of Cal. Gov. Code §54956.9)
Name of Case: San Diego County Regional Airport Authority v. American Car Rental, Inc., San Diego Superior Court Case No. 37-2016-00024056-CL-BC-CTL
- 16. CONFERENCE WITH LEGAL COUNSEL-EXISTING LITIGATION:**
(Paragraph (1) of subdivision (d) of Cal. Gov. Code §54956.9)
Name of Case: Future DB International, Inc. v. San Diego County Regional Airport Authority, et al.
San Diego Superior Court Case No. 37-2018-00001531-CU-CR-CTL
- 17. CONFERENCE WITH LEGAL COUNSEL – EXISTING LITIGATION:**
(Paragraph (1) of subdivision (d) of Cal. Gov. Code §54956.9)
Name of Case: Park Assist LLC v. San Diego County Regional Airport Authority, et al.
United States District Court Case No. 18 CV2068 LAB MDD
- 18. CONFERENCE WITH LEGAL COUNSEL-EXISTING LITIGATION:**
(Paragraph (1) of subdivision (d) of Cal. Gov. Code §54956.9)
Name of Case: M.W. Vasquez Construction Co. Inc. v. San Diego County Regional Airport Authority, et al.
San Diego Superior Court Case No. 37-2019-000215
- 19. CONFERENCE WITH LEGAL COUNSEL – ANTICIPATED LITIGATION:**
(Initiation of litigation pursuant to paragraph (4) of subdivision (d) of Cal. Gov. Code §54956.9)
Number of cases: 2
- 20. CONFERENCE WITH LEGAL COUNSEL – ANTICIPATED LITIGATION:**
(Significant exposure to litigation pursuant to paragraph (2) of subdivision (d) of Cal. Gov. Code §54956.9)
Investigative Order No. R9-2012-0009 by the California Regional Water Quality Control Board pertaining to an investigation of bay sediments at the Downtown Anchorage Area in San Diego.
Number of potential cases: 1

- 21. CONFERENCE WITH LEGAL COUNSEL – ANTICIPATED LITIGATION:**
(Significant exposure to litigation pursuant to paragraph (2) of subdivision (d) of Cal. Gov. Code §54956.9)
Navy Boat Channel Environmental Remediation
Number of potential cases: 1
- 22. CONFERENCE WITH LEGAL COUNSEL – ANTICIPATED LITIGATION:**
(Significant exposure to litigation pursuant to paragraph (2) of subdivision (d) of Cal. Gov. Code §54956.9)
Number of potential cases: 1
- 23. CONFERENCE WITH LEGAL COUNSEL – ANTICIPATED LITIGATION:**
(Significant exposure to litigation pursuant to paragraph (2) of subdivision (d) of Cal. Gov. Code §54956.9)
Order No. WQ 2019-0005-DWQ by the State Water Resources Control Board pertaining to PFAS
Number of potential cases: 1

REPORT ON CLOSED SESSION:

GENERAL COUNSEL REPORT:

BUSINESS AND TRAVEL EXPENSE REIMBURSEMENT REPORTS FOR BOARD MEMBERS, PRESIDENT/CEO, CHIEF AUDITOR AND GENERAL COUNSEL WHEN ATTENDING CONFERENCES, MEETINGS, AND TRAINING AT THE EXPENSE OF THE AUTHORITY:

BOARD COMMENT:

ADJOURNMENT:

**Policy for Public Participation in Board, Airport Land Use Commission (ALUC),
and Committee Meetings (Public Comment)**

- 1) Persons wishing to address the Board, ALUC, and Committees shall complete a "Request to Speak" form prior to the initiation of the portion of the agenda containing the item to be addressed (e.g., Public Comment and General Items). Failure to complete a form shall not preclude testimony, if permission to address the Board is granted by the Chair.
- 2) The Public Comment Section at the beginning of the agenda is reserved for persons wishing to address the Board, ALUC, and Committees on any matter for which another opportunity to speak is not provided on the Agenda, and on matters that are within the jurisdiction of the Board.
- 3) Persons wishing to speak on specific items listed on the agenda will be afforded an opportunity to speak during the presentation of individual items. Persons wishing to speak on specific items should reserve their comments until the specific item is taken up by the Board, ALUC and Committees.
- 4) If many persons have indicated a desire to address the Board, ALUC and Committees on the same issue, then the Chair may suggest that these persons consolidate their respective testimonies. Testimony by members of the public on any item shall be limited to **three (3) minutes per individual speaker and five (5) minutes for applicants, groups and referring jurisdictions.**
- 5) Pursuant to Authority Policy 1.33 (8), recognized groups must register with the Authority Clerk prior to the meeting.
- 6) After a public hearing or the public comment portion of the meeting has been closed, no person shall address the Board, ALUC, and Committees without first obtaining permission to do so.

Additional Meeting Information

NOTE: This information is available in alternative formats upon request. To request an Agenda in an alternative format, or to request a sign language or oral interpreter, or an Assistive Listening Device (ALD) for the meeting, please telephone the Authority Clerk's Office at (619) 400-2400 at least three (3) working days prior to the meeting to ensure availability.

For your convenience, the agenda is also available to you on our website at www.san.org.

For those planning to attend the Board meeting, parking is available in the public parking lot located directly in front of the Administration Building. Bring your ticket to the third floor receptionist for validation.

You may also reach the SDCRAA Building by using public transit via the San Diego MTS System, Route 992. For route and fare information, please call the San Diego MTS at (619) 233-3004 or 511.

Board Members

C. April Boling
Chairman

Greg Cox

Mark Kersey

Robert T. Lloyd

Paul McNamara

Paul Robinson

Johanna S. Schiavoni

Michael Schumacher

Mark B. West

Ex-Officio Board Members

Gustavo Dallarda

Col. Charles B. Dockery

Gayle Miller

President / CEO

Kimberly J. Becker

DRAFT
AIRPORT LAND USE COMMISSION
AGENDA

Thursday, December 5, 2019
9:00 AM or immediately following the Board Meeting
San Diego International Airport
SDCRAA Administration Building – Third Floor
Board Room
3225 N. Harbor Drive
San Diego, California 92101

Live webcasts of Authority Board meetings can be accessed at
<http://www.san.org/Airport-Authority/Meetings-Agendas/ALUC>

Pursuant to California Public Utilities Code §§ 21670-21679.5, the Airport Land Use Commission ("Commission") is responsible for coordinating the airport planning of public agencies within San Diego County. The Commission has the legal responsibility to formulate airport land use compatibility plans ("ALUCPs") that will (a) provide for the orderly growth of each public airport and the areas surrounding the airport within the County and (b) safeguard the general welfare of the inhabitants within the vicinity of each airport and the public in general. Pursuant to §21670.3, the San Diego County Regional Airport Authority serves as the Commission.

This Agenda contains a brief general description of each item to be considered. The indication of a recommended action does not indicate what action (if any) may be taken. **Please note that agenda items may be taken out of order.** If comments are made to the Commission without prior notice or are not listed on the Agenda, no specific answers or responses should be expected at this meeting pursuant to State law.

Staff Reports and documentation relating to each item of business on the Agenda are on file in the Board Services/Authority Clerk Department and are available for public inspection.

NOTE: Pursuant to Authority Code Section 2.15, all Lobbyists shall register as an Authority Lobbyist with the Authority Clerk within ten (10) days of qualifying as a lobbyist. A qualifying lobbyist is any individual who receives \$100 or more in any calendar month to lobby any Commission Member or employee of the Authority for the purpose of influencing any action of the Authority. To obtain Lobbyist Registration Statement Forms, contact the Board Services/Authority Clerk Department.

PLEASE COMPLETE A "REQUEST TO SPEAK" FORM PRIOR TO THE COMMENCEMENT OF THE MEETING AND SUBMIT IT TO THE AUTHORITY CLERK. PLEASE REVIEW THE POLICY FOR PUBLIC PARTICIPATION IN BOARD AND BOARD COMMISSION MEETINGS (PUBLIC COMMENT) LOCATED AT THE END OF THE AGENDA.

CALL TO ORDER:

PLEDGE OF ALLEGIANCE:

ROLL CALL:

NON-AGENDA PUBLIC COMMENT:

Non-Agenda Public Comment is reserved for members of the public wishing to address the Commission on matters for which another opportunity to speak **is not provided on the Agenda**, and which is within the jurisdiction of the Commission. Please submit a completed speaker slip to the Authority Clerk. ***Each individual speaker is limited to three (3) minutes. Applicants, groups and jurisdictions referring items to the Board for action are limited to five (5) minutes.***

Note: Persons wishing to speak on specific items should reserve their comments until the specific item is taken up by the Commission.

CONSENT AGENDA (Items 1-2):

The Consent Agenda contains items that are routine in nature and non-controversial. It also contains consistency determinations that have been deemed consistent or conditionally consistent. The matters listed under 'Consent Agenda' may be approved by one motion. Any Commission Member may remove an item for separate consideration. Items so removed will be heard before the scheduled New Business items, unless otherwise directed by the Chair.

1. APPROVAL OF MINUTES:

RECOMMENDATION: Approve the minutes of the November 7, 2019 regular meeting.

CONSISTENCY DETERMINATIONS

2. REPORT OF DETERMINATIONS OF CONSISTENCY WITH AIRPORT LAND USE COMPATIBILITY PLANS: SAN DIEGO INTERNATIONAL AIRPORT (32ND STREET AND BROADWAY; 4830 MUIR AVENUE; STERNE STREET AT EVERGREEN STREET); GILLESPIE FIELD (SANTEE ARTS & ENTERTAINMENT OVERLAY DISTRICT):

RECOMMENDATION: Receive the report.
(Planning & Environmental Affairs: Ralph Redman)

PUBLIC HEARINGS:

OLD BUSINESS:

NEW BUSINESS:

COMMISSION COMMENT:

ADJOURNMENT:

**Policy for Public Participation in Board, Airport Land Use Commission (ALUC),
and Committee Meetings (Public Comment)**

- 1) Persons wishing to address the Board, ALUC, and Committees shall complete a "Request to Speak" form prior to the initiation of the portion of the agenda containing the item to be addressed (e.g., Public Comment and General Items). Failure to complete a form shall not preclude testimony, if permission to address the Board is granted by the Chair.
- 2) The Public Comment Section at the beginning of the agenda is reserved for persons wishing to address the Board, ALUC, and Committees on any matter for which another opportunity to speak is not provided on the Agenda, and on matters that are within the jurisdiction of the Board.
- 3) Persons wishing to speak on specific items listed on the agenda will be afforded an opportunity to speak during the presentation of individual items. Persons wishing to speak on specific items should reserve their comments until the specific item is taken up by the Board, ALUC and Committees.
- 4) If many persons have indicated a desire to address the Board, ALUC and Committees on the same issue, then the Chair may suggest that these persons consolidate their respective testimonies. Testimony by members of the public on any item shall be limited to **three (3) minutes per individual speaker and five (5) minutes for applicants, groups and referring jurisdictions.**
- 5) Pursuant to Authority Policy 1.33 (8), recognized groups must register with the Authority Clerk prior to the meeting.
- 6) After a public hearing or the public comment portion of the meeting has been closed, no person shall address the Board, ALUC, and Committees without first obtaining permission to do so.

Additional Meeting Information

NOTE: This information is available in alternative formats upon request. To request an Agenda in an alternative format, or to request a sign language or oral interpreter, or an Assistive Listening Device (ALD) for the meeting, please telephone the Authority Clerk's Office at (619) 400-2400 at least three (3) working days prior to the meeting to ensure availability.

For your convenience, the agenda is also available to you on our website at www.san.org.

For those planning to attend the Board meeting, parking is available in the public parking lot located directly in front of the Administration Building. Bring your ticket to the third floor receptionist for validation.

You may also reach the SDCRAA Building by using public transit via the San Diego MTS System, Route 992. For route and fare information, please call the San Diego MTS at (619) 233-3004 or 511.