

SAN DIEGO COUNTY REGIONAL AIRPORT AUTHORITY

Board Members

C. April Boling
Chairman

Greg Cox
Jim Desmond
Mark Kersey
Robert T. Lloyd
Paul Robinson
Johanna S. Schiavoni
Michael Schumacher
Mark B. West

EXECUTIVE/FINANCE COMMITTEE and SPECIAL BOARD MEETING

AGENDA

Monday, July 1, 2019
9:00 A.M. or immediately following the Board Meeting

San Diego International Airport
SDCRAA Administration Building -- Third Floor
Board Room
3225 N. Harbor Drive
San Diego, CA 92101

Ex-Officio Board Members

Cory Binns
Col. Charles B. Dockery
Gayle Miller

President / CEO

Kimberly J. Becker

This Agenda contains a brief general description of each item to be considered. The indication of a recommended action does not indicate what action (if any) may be taken. If comments are made to the Committee without prior notice or are not listed on the Agenda, no specific answers or responses should be expected at this meeting pursuant to State law. ***Please note that agenda items may be taken out of order.***

Staff Reports and documentation relating to each item of business on the Agenda are on file with the Board Services department and are available for public inspection.

***NOTE:** This Committee Meeting also is noticed as a Special Meeting of the Board to (1) foster communication among Board members in compliance with the Brown Act; and (2) preserve the advisory function of the Committee.

Board members who are not members of this Committee may attend and participate in Committee discussions. Since sometimes more than a quorum of the Board may be in attendance, to comply with the Brown Act, this Committee meeting also is noticed as a Special Meeting of the Board.

To preserve the proper function of the Committee, only members officially assigned to this Committee are entitled to vote on any item before the Committee. This Committee only has the power to review items and make recommendations to the Board. Accordingly, this Committee cannot, and will not, take any final action that is binding on the Board or the Authority, even if a quorum of the Board is present.

PLEASE COMPLETE A "REQUEST TO SPEAK" FORM PRIOR TO THE COMMENCEMENT OF THE MEETING AND SUBMIT IT TO THE AUTHORITY CLERK. ***PLEASE REVIEW THE POLICY FOR PUBLIC PARTICIPATION IN BOARD AND BOARD COMMITTEE MEETINGS (PUBLIC COMMENT) LOCATED AT THE END OF THE AGENDA.***

CALL TO ORDER:

PLEDGE OF ALLEGIANCE:

ROLL CALL:

Executive Committee

Committee Members: Boling (Chairman), Robinson, Schumacher

Finance Committee

Committee Members: Cox (Chairman), Lloyd, Schiavoni, West

NON-AGENDA PUBLIC COMMENT

Non-Agenda Public Comment is reserved for members of the public wishing to address the Committee on matters for which another opportunity to speak **is not provided on the Agenda**, and which is within the jurisdiction of the Committee. Please submit a completed speaker slip to the Authority Clerk. ***Each individual speaker is limited to three (3) minutes. Applicants, groups and jurisdictions referring items to the Board for action are limited to five (5) minutes.***

Note: Persons wishing to speak on specific items should reserve their comments until the specific item is taken up by the Committee.

NEW BUSINESS:

EXECUTIVE COMMITTEE:

1. APPROVAL OF MINUTES:

RECOMMENDATION: Approve the minutes of the regular May 23, 2019 and the special May 23, 2019 meetings.

FINANCE COMMITTEE:

2. REVIEW OF THE UNAUDITED FINANCIAL STATEMENTS FOR THE ELEVEN MONTHS ENDED MAY 31, 2019:

Presented by: Kathy Kiefer, Senior Director, Finance and Asset Management

3. REVIEW OF THE AUTHORITY'S INVESTMENT REPORT AS OF MAY 31, 2019:

Presented by: Geoff Bryant, Manager, Airport Finance

4. DEBT UPDATE AND FINANCING TIMELINE:

Presented by: John Dillon, Director, Financial Planning and Budget

EXECUTIVE COMMITTEE:

5. PRE-APPROVAL OF TRAVEL REQUESTS AND APPROVAL OF BUSINESS AND TRAVEL EXPENSE REIMBURSEMENT REQUESTS FOR BOARD MEMBERS, THE PRESIDENT/CEO, THE CHIEF AUDITOR AND GENERAL COUNSEL:

RECOMMENDATION: Pre-approve travel requests and approve business and travel expense reimbursement requests.

Presented by Tony R. Russell, Director, Board Services/Authority Clerk

6. PRE-APPROVAL OF SET DOLLAR AMOUNTS FOR IN-TOWN BUSINESS EXPENSES OF THE PRESIDENT/CEO, GENERAL COUNSEL, AND CHIEF AUDITOR FOR FISCAL YEAR 2020:

The Executive Committee is requested to pre-approve the expenses.

RECOMMENDATION: Pre-approve the following set dollar amounts for routine, in-town business expenses to be used during Fiscal Year 2020: \$2,500 for the President/CEO; \$1,500 for the General Counsel; and \$1,500 for the Chief Auditor.

Presented by Tony R. Russell, Director, Board Services/Authority Clerk

REVIEW OF FUTURE AGENDAS:

7. REVIEW OF THE DRAFT AGENDA FOR THE JULY 11, 2019 BOARD MEETING:

Presented by: Kimberly J. Becker, President/CEO

8. REVIEW OF THE DRAFT AGENDA FOR THE JULY 11, 2019 AIRPORT LAND USE COMMISSION MEETING:

Presented by: Kimberly J. Becker, President/CEO

CLOSED SESSION:

9. CONFERENCE WITH REAL PROPERTY NEGOTIATORS:

Property: Airline Operating and Lease Agreement - San Diego International Airport
Agency Negotiator: Kim Becker, Scott Brickner, John Dillon, Kathy Kiefer, Amy Gonzalez
Negotiating Parties: Alaska Airlines, Allegiant Airlines, American Airlines, British Airways, Delta Airlines, FedEx, JetBlue Airlines, Southwest Airlines, United Airlines

Under Negotiation: price and terms of payment

REPORT ON CLOSED SESSION:

COMMITTEE MEMBER COMMENTS:

ADJOURNMENT:

Policy for Public Participation in Board, Airport Land Use Commission (ALUC), and Committee Meetings (Public Comment)

Persons wishing to address the Board, ALUC, and Committees shall complete a "Request to Speak" form prior to the initiation of the portion of the agenda containing the item to be addressed (e.g., Public Comment and General Items). Failure to complete a form shall not preclude testimony, if permission to address the Board is granted by the Chair.

The Public Comment Section of the agenda is reserved for persons wishing to address the Board, ALUC, and Committees on any matter for which another opportunity to speak is not provided on the Agenda, and on matters that are within the jurisdiction of the Board.

Persons wishing to speak on specific items listed on the agenda will be afforded an opportunity to speak during the presentation of individual items. Persons wishing to speak on specific items should reserve their comments until the specific item is taken up by the Board, ALUC and Committees.

If many persons have indicated a desire to address the Board, ALUC and Committees on the same issue, then the Chair may suggest that these persons consolidate their respective testimonies. Testimony by members of the public on any item shall be limited to **three (3) minutes per individual speaker and five (5) minutes for applicants, groups and referring jurisdictions.**

Pursuant to Authority Policy 1.33 (8), recognized groups must register with the Authority Clerk prior to the meeting.

After a public hearing or the public comment portion of the meeting has been closed, no person shall address the Board, ALUC, and Committees without first obtaining permission to do so.

Additional Meeting Information

NOTE: This information is available in alternative formats upon request. To request an Agenda in an alternative format, or to request a sign language or oral interpreter, or an Assistive Listening Device (ALD) for the meeting, please telephone the Authority Clerk's Office at (619) 400-2400 at least three (3) working days prior to the meeting to ensure availability.

For your convenience, the agenda is also available to you on our website at www.san.org.

For those planning to attend the Board meeting, parking is available in the public parking lot located directly in front of the SDCRAA Administration Building. Bring your ticket to the third floor receptionist for validation.

You may also reach the SDCRAA Administration Building by using public transit via the San Diego MTS system, Route 992. For route and fare information, please call the San Diego MTS at (619) 233-3004 or 511.

FINANCE COMMITTEE NEW BUSINESS:

2. REVIEW OF THE UNAUDITED FINANCIAL STATEMENTS FOR THE TEN MONTHS ENDED APRIL 30, 2019:

Kathy Kiefer, Senior Director, Finance and Asset Management, provided a presentation on the Review of the Unaudited Financial Statements for the Ten Months Ended April 30, 2019, that included Enplanements, Gross Landing Weight Units, Operating Revenue, Operating Expenses, Net Operating Income, Nonoperating Revenue and Expenses, and Statements of Net Position.

3. REVIEW OF THE AUTHORITY'S INVESTMENT REPORT AS OF APRIL 30, 2019:

Geoff Bryant, Manager, Airport Finance, provided a presentation on the Authority's Investment Report as of April 30, 2019, that included Sector Distribution, Quality and Maturity Distribution, Investment Performance, and Bond Proceeds.

4. ANNUAL REVIEW OF AUTHORITY POLICY 4.40 – DEBT ISSUANCE AND MANAGEMENT:

John Dillon, Director, Financial Management, provided a presentation on the Annual Review and Amendments to Authority Policy 4.40 that included Debt Policy Overview, Debt Policy Objectives and Debt Policy Amendments.

Mr. Brickner noted that the rating agencies use different methodologies to determine financial ratings and that the proposed adjustments are designed to maintain an A financial rating.

In response to Chairman Boling's concerns on the timing of the reduction of the Aggregate Debt Service Ratio, Kim Becker, President/CEO, stated that the proposed ratio amendment can be brought back for further review.

RECOMMENDATION: Forward this item to the Board with a recommendation to approve amendments to Authority Policy 4.40 - Guidelines for Debt Issuance and Management.

ACTION: Moved by Board Member Schiavoni and seconded by Board Member West to approve amendments to Authority Policy 4.40 with the exception of the Debt Service Coverage Ratio Adjustment to come back for further review. Motion carried unanimously, noting Board Member Lloyd as ABSENT.

5. ANNUAL REVIEW OF AUTHORITY POLICY 4.20 – GUIDELINES FOR PRUDENT INVESTMENTS, AND DELEGATION OF AUTHORITY TO INVEST AND MANAGE AUTHORITY FUNDS TO THE VICE PRESIDENT, CHIEF FINANCIAL OFFICER:

Geoff Bryant, Manager, Airport Finance, provided a presentation on the Annual Review to Authority Policy 4.20 that included, Investment Policy Overview, Investment Policy 2019 Updates, and Delegation of Investment Authority.

RECOMMENDATION: Forward this item to the Board with a recommendation to accept the review of Authority Policy 4.20 - Guidelines for Prudent Investments, and delegating authority to invest and manage Authority funds to the Vice President, Chief Financial Officer.

ACTION: Moved by Board Member West and seconded by Board Member Schiavoni to approve staff's recommendation. Motion carried unanimously, noting Board Member Lloyd as ABSENT.

EXECUTIVE COMMITTEE NEW BUSINESS:

6. PRE-APPROVAL OF TRAVEL REQUESTS AND APPROVAL OF BUSINESS AND TRAVEL EXPENSE REIMBURSEMENT REQUESTS FOR BOARD MEMBERS, THE PRESIDENT/CEO, THE CHIEF AUDITOR AND GENERAL COUNSEL:

RECOMMENDATION: Pre-approve Travel Requests and approve Business and Travel Expense Reimbursement Requests.

ACTION: Moved by Board Member Robinson and seconded by Board Member Schumacher to approve staff's recommendation. Motion carried unanimously.

REVIEW OF FUTURE AGENDAS:

7. REVIEW OF THE DRAFT AGENDA FOR THE JUNE 6, 2019 BOARD MEETING:

Kimberly J. Becker, President/CEO, provided an overview of the draft agenda for the June 6, 2019, Board meeting.

Board Member West requested that when Item 8 – Amend Authority Policy 5.12 – Preference to Small, Veteran Owned, and Local Business is heard by the Board, more information is provided regarding the allocation of preference points.

8. REVIEW OF THE DRAFT AGENDA FOR THE JUNE 6, 2019 AIRPORT LAND USE COMMISSION MEETING:

Kimberly J. Becker, President/CEO, provided an overview of the draft agenda for the June 6, 2019, ALUC meeting.

COMMITTEE MEMBER COMMENTS: None.

ADJOURNMENT: The meeting was adjourned at 9:45 a.m.

APPROVED BY A MOTION OF THE SAN DIEGO COUNTY REGIONAL AIRPORT
AUTHORITY EXECUTIVE COMMITTEE THIS 1ST DAY OF JULY, 2019.

ATTEST:

TONY R. RUSSELL
DIRECTOR, BOARD SERVICES/
AUTHORITY CLERK

APPROVED AS TO FORM:

AMY GONZALEZ
GENERAL COUNSEL

2. CONFERENCE WITH REAL PROPERTY NEGOTIATORS:

Property: Airline Operating and Lease Agreement - San Diego International Airport
Agency Negotiator: Kim Becker, Scott Brickner, John Dillon, Kathy Kiefer, Amy Gonzalez
Negotiating Parties: Alaska Airlines, Allegiant Airlines, American Airlines, British Airways, Delta Airlines, FedEx, JetBlue Airlines, Southwest Airlines, United Airlines
Under Negotiation: price and terms of payment

REPORT ON CLOSED SESSION: The Board adjourned out of Closed Session at 10:50 a.m. There was no reportable action.

ADJOURNMENT: The meeting was adjourned at 10:50 a.m.

APPROVED BY A MOTION OF THE SAN DIEGO COUNTY REGIONAL AIRPORT AUTHORITY EXECUTIVE COMMITTEE THIS 1ST DAY OF JULY, 2019.

ATTEST:

TONY R. RUSSELL
DIRECTOR, BOARD SERVICES/
AUTHORITY CLERK

APPROVED AS TO FORM:

AMY GONZALEZ
GENERAL COUNSEL

SAN DIEGO COUNTY REGIONAL AIRPORT AUTHORITY
Statements of Net Position
as of May 31, 2019
(Unaudited)

ASSETS

	May	
	2019	2018
Current assets:		
Cash and investments ⁽¹⁾	\$ 107,167,308	\$ 90,301,129
Tenant lease receivable, net of allowance of 2019: (\$208,649) and 2018: (\$211,892)	10,661,431	8,945,532
Grants receivable	4,868,368	7,579,469
Notes receivable-current portion	1,903,323	1,801,694
Prepaid expenses and other current assets	9,652,101	8,783,210
Total current assets	134,252,531	117,411,034
Cash designated for capital projects and other ⁽¹⁾	42,612,545	24,576,173
Restricted assets:		
Cash and investments:		
Bonds reserve ⁽¹⁾	62,346,162	60,779,648
Passenger facility charges and interest unapplied ⁽¹⁾	88,578,001	77,963,172
Customer facility charges and interest unapplied ⁽¹⁾	41,637,853	43,028,390
SBD Bond Guarantee ⁽¹⁾	4,000,000	4,000,000
Bond proceeds held by trustee ⁽¹⁾	244,709,526	328,358,262
Passenger facility charges receivable	6,739,267	4,288,010
Customer facility charges receivable	3,687,502	3,831,532
OCIP insurance reserve	5,619,563	5,136,856
Total restricted assets	457,317,874	527,385,870
Noncurrent assets:		
Capital assets:		
Land and land improvements	135,828,854	127,171,322
Runways, roads and parking lots	683,948,227	651,834,410
Buildings and structures	1,694,494,469	1,431,853,621
Machinery and equipment	60,105,726	56,886,948
Vehicles	25,107,675	17,888,847
Office furniture and equipment	37,232,685	37,029,143
Works of art	12,567,380	10,065,769
Construction-in-progress	176,622,676	346,124,959
	2,825,907,692	2,678,855,019
Less accumulated depreciation	(1,099,578,539)	(987,329,209)
Total capital assets, net	1,726,329,153	1,691,525,810
Other assets:		
Notes receivable - long-term portion	29,600,070	31,596,457
Investments-long-term portion ⁽¹⁾	168,948,605	161,477,023
Net OPEB Asset	394,547	-
Security deposit	130,611	349,943
Total other assets	199,073,833	193,423,423
Deferred outflows of resources:		
Deferred pension outflows	23,134,483	20,805,091
Deferred OPEB outflows	1,027,973	957,308
Deferred POB outflows	505,326	505,326
Total assets and deferred outflows of resources	\$ 2,584,253,718	\$ 2,576,590,035

⁽¹⁾ Total cash and investments, \$760,000,000 for 2019 and \$790,483,797 for 2018

SAN DIEGO COUNTY REGIONAL AIRPORT AUTHORITY
Statements of Net Position
as of May 31, 2019
(Unaudited)

LIABILITIES AND NET POSITION

	May	
	2019	2018
Current liabilities:		
Accounts payable and accrued liabilities	\$ 53,055,176	\$ 55,828,354
Deposits and other current liabilities	9,109,061	9,532,543
Total current liabilities	62,164,237	65,360,897
Current liabilities - payable from restricted assets:		
Current portion of long-term debt	22,865,000	17,070,000
Accrued interest on bonds and variable debt	32,695,061	33,084,171
Total liabilities payable from restricted assets	55,560,061	50,154,171
Long-term liabilities:		
Variable debt	13,719,000	20,163,000
Other long-term liabilities	8,898,923	9,003,590
Long term debt - bonds net of amortized premium	1,559,229,182	1,593,369,134
Net pension liability	18,373,191	18,743,453
Total long-term liabilities	1,600,220,296	1,641,279,177
Total liabilities	1,717,944,594	1,756,794,245
Deferred inflows of resources:		
Deferred pension inflows	6,235,495	3,506,867
Deferred OPEB inflows	507,578	-
Deferred POB inflows	178,971	720,640
Total liabilities and deferred inflows of resources	\$ 1,724,866,638	\$ 1,761,021,752
Net Position:		
Invested in capital assets, net of related debt	368,306,224	382,044,656
Other restricted	212,209,059	196,380,534
Unrestricted:		
Designated	42,612,545	24,576,173
Undesignated	236,259,252	212,566,920
Total Net Position	\$ 859,387,080	\$ 815,568,283

SAN DIEGO COUNTY REGIONAL AIRPORT AUTHORITY
Statements of Revenues, Expenses, and Changes in Net Position
For the Month Ended May 31, 2019
(Unaudited)

	Budget	Actual	Variance Favorable (Unfavorable)	% Change	Prior Year
Operating revenues:					
Aviation revenue:					
Landing fees	\$ 2,398,953	\$ 2,423,371	\$ 24,418	1%	\$ 2,479,402
Aircraft parking Fees	268,593	288,858	20,265	8%	271,746
Building rentals	6,054,173	5,739,155	(315,018)	(5)%	4,999,127
Security surcharge	2,920,454	2,916,308	(4,146)	-	2,753,711
CUPPS Support Charges	114,980	114,723	(257)	-	117,565
Other aviation revenue	14,733	13,496	(1,237)	(8)%	13,585
Terminal rent non-airline	174,165	177,743	3,578	2%	178,856
Terminal concessions	2,403,530	2,700,274	296,744	12%	2,515,373
Rental car license fees	2,112,773	2,437,644	324,871	15%	2,422,190
Rental car center cost recovery	159,412	161,246	1,834	1%	140,831
License fees other	491,101	606,446	115,345	23%	501,587
Parking revenue	3,932,165	4,285,139	352,974	9%	4,005,135
Ground transportation permits and citations	1,393,101	1,472,218	79,117	6%	856,031
Ground rentals	1,673,588	1,743,349	69,761	4%	1,664,449
Grant reimbursements	24,800	24,800	-	-	51,109
Other operating revenue	63,762	278,468	214,706	337%	69,150
Total operating revenues	24,200,283	25,383,238	1,182,955	5%	23,039,847
Operating expenses:					
Salaries and benefits	3,890,744	3,750,865	139,879	4%	3,336,263
Contractual services	4,178,887	4,364,602	(185,715)	(4)%	4,195,167
Safety and security	2,603,732	2,474,098	129,634	5%	2,447,126
Space rental	848,563	851,055	(2,492)	-	848,055
Utilities	1,094,223	993,521	100,702	16%	1,005,119
Maintenance	1,366,444	1,314,011	52,433	4%	1,647,287
Equipment and systems	43,119	46,238	(3,119)	(7)%	71,675
Materials and supplies	23,873	57,079	(33,206)	(139)%	59,003
Insurance	94,646	91,492	3,154	3%	87,156
Employee development and support	86,545	85,183	1,362	2%	88,817
Business development	161,139	192,769	(31,630)	(20)%	258,620
Equipment rentals and repairs	480,924	252,788	228,136	47%	351,977
Total operating expenses	14,872,839	14,473,701	399,138	3%	14,396,265
Total operating revenues	24,200,283	25,383,238	1,182,955	5%	23,039,847
Total operating expenses	14,872,839	14,473,701	399,138	3%	14,396,265
Income from operations	9,327,444	10,909,537	1,582,093	17%	8,643,582
Depreciation	10,334,930	10,334,930	-	-	8,629,577
Operating income (loss)	(1,007,486)	574,607	1,582,093	157%	14,005
Nonoperating revenue (expenses):					
Passenger facility charges	4,177,048	4,301,354	124,306	3%	5,471,073
Customer facility charges (Rental Car Center)	3,189,168	3,511,349	322,181	10%	3,651,679
Quieter Home Program	(104,929)	(451,288)	(346,359)	330%	(712,610)
Interest income	1,135,459	1,547,035	411,576	36%	1,197,625
BAB interest rebate	385,935	390,515	4,580	1%	388,849
Interest expense	(6,679,113)	(6,671,960)	7,153	-	(6,205,102)
Bond amortization costs	471,059	471,059	-	-	484,831
Other nonoperating income (expenses)	-	2,032,233	2,032,233	-	689,288
Nonoperating revenue, net	2,574,627	5,130,297	2,555,670	99%	4,965,633
Change in net position before capital grant contributions	1,567,141	5,704,904	4,137,763	(264)%	4,979,638
Capital grant contributions	179,403	267,766	88,363	49%	975,807
Change in net position	\$ 1,746,544	\$ 5,972,670	\$ 4,226,126	242%	\$ 5,955,445

SAN DIEGO COUNTY REGIONAL AIRPORT AUTHORITY
Statements of Revenues, Expenses, and Changes in Net Position
For the Eleven Months Ended May 31, 2019 and 2018
(Unaudited)

	Budget	Actual	Variance Favorable (Unfavorable)	% Change	Prior Year
Operating revenues:					
Aviation revenue:					
Landing fees	\$ 25,135,234	\$ 25,164,820	\$ 29,586	-	\$ 24,532,826
Aircraft parking fees	2,954,533	3,182,505	227,972	8%	2,943,912
Building rentals	64,705,593	64,074,341	(631,252)	(1)%	54,607,220
Security surcharge	32,104,259	31,218,199	(886,060)	(3)%	30,196,487
CUPPS Support Charges	1,263,481	1,263,350	(131)	-	1,287,010
Other aviation revenue	166,249	170,487	4,238	3%	168,456
Terminal rent non-airline	1,959,130	1,985,403	26,273	1%	1,857,386
Terminal concessions	25,406,261	27,122,390	1,716,129	7%	25,733,983
Rental car license fees	26,451,910	29,275,805	2,823,895	11%	26,928,624
Rental car center cost recovery	1,753,534	1,819,462	65,928	4%	1,325,256
License fees other	5,306,812	6,108,602	801,790	15%	5,107,393
Parking revenue	42,006,829	42,424,363	417,534	1%	39,422,857
Ground transportation permits and citations	13,535,620	14,888,408	1,352,788	10%	8,833,999
Ground rentals	18,308,364	19,169,279	860,915	5%	18,417,691
Grant reimbursements	436,750	462,491	25,741	6%	493,432
Other operating revenue	706,022	1,803,232	1,097,210	155%	1,279,254
Total operating revenues	262,200,581	270,133,137	7,932,556	3%	243,135,786
Operating expenses:					
Salaries and benefits	44,510,998	43,485,855	1,025,143	2%	42,043,872
Contractual services	45,237,047	45,289,111	(52,064)	-	41,232,857
Safety and security	29,934,368	28,427,901	1,506,467	5%	27,713,864
Space rental	9,341,688	9,342,855	(1,167)	-	9,341,781
Utilities	12,285,952	12,210,882	75,070	1%	11,253,705
Maintenance	12,401,991	12,106,124	295,867	2%	11,528,799
Equipment and systems	285,009	316,489	(31,480)	(11)%	426,826
Materials and supplies	472,826	525,533	(52,707)	(11)%	534,628
Insurance	1,152,923	1,108,383	44,540	4%	1,010,710
Employee development and support	1,011,520	929,224	82,296	8%	1,101,290
Business development	2,847,786	2,376,404	471,382	17%	2,923,851
Equipment rentals and repairs	3,581,815	3,452,854	128,961	4%	2,905,099
Total operating expenses	163,063,923	159,571,615	3,492,308	2%	152,017,282
Depreciation	106,788,858	106,788,858	-	-	95,467,049
Operating income (loss)	(7,652,200)	3,772,664	11,424,864	149%	(4,348,545)
Nonoperating revenue (expenses):					
Passenger facility charges	42,361,572	44,750,781	2,389,209	6%	42,674,201
Customer facility charges (Rental Car Center)	36,939,242	37,847,291	908,049	2%	37,254,580
Quieter Home Program	(2,948,702)	(3,109,163)	(160,461)	(5)%	(2,547,573)
Interest income	12,882,898	15,377,010	2,494,112	19%	11,939,065
BAB interest rebate	4,245,284	4,295,660	50,376	1%	4,277,341
Interest expense	(73,032,548)	(73,476,697)	(444,149)	(1)%	(68,577,187)
Bond amortization costs	5,216,514	5,216,514	-	-	5,212,051
Other nonoperating income (expenses)	-	6,951,313	6,951,313	-	(3,945,959)
Nonoperating revenue, net	25,664,260	37,852,709	12,188,449	47%	26,286,519
Change in net position before capital grant contributions	18,012,060	41,625,373	23,613,313	(131)%	21,937,974
Capital grant contributions	7,719,572	7,836,996	117,424	2%	9,740,022
Change in net position	\$ 25,731,632	49,462,369	\$ 23,730,737	92%	\$ 31,677,996



San Diego County Regional Airport Authority
Authority Detail Income Statement - Supplemental Schedule
 For the eleven months ended May 31, 2019
 (Unaudited)

Print Date: 6/19/2019
 Print Time: 4:03:23PM
 Report ID: GL0012

	Month to Date					Year to Date				
	Budget	Actual	Variance Favorable (Unfavorable)	Variance Percent	Prior Year Actual	Budget	Actual	Variance Favorable (Unfavorable)	Variance Percent	Prior Year Actual
Landing Fees										
41112 - Landing Fees	\$2,407,764	\$2,432,494	\$24,730	1	\$2,499,928	\$25,311,661	\$25,332,197	\$20,536	0	\$24,626,296
41113 - Landing Fee Rebate	(8,811)	(9,123)	(312)	(4)	(20,526)	(176,427)	(167,377)	9,050	5	(93,470)
Total Landing Fees	2,398,953	2,423,371	24,418	1	2,479,402	25,135,234	25,164,820	29,586	0	24,532,826
Aircraft Parking Fees										
41150 - Terminal Aircraft Parking	228,051	238,180	10,129	4	226,455	2,508,566	2,619,981	111,415	4	2,480,938
41155 - Remote Aircraft Parking	40,542	50,678	10,135	25	45,291	445,967	562,524	116,556	26	462,974
Total Aircraft Parking Fees	268,594	288,858	20,264	8	271,746	2,954,533	3,182,505	227,971	8	2,943,913
Building and Other Rents										
41210 - Terminal Rent	5,622,398	5,396,509	(225,889)	(4)	4,907,788	61,090,532	60,902,216	(188,316)	0	53,706,333
41215 - Federal Inspection Services	431,775	342,646	(89,129)	(21)	91,339	3,615,061	3,172,125	(442,936)	(12)	900,887
Total Building and Other Rents	6,054,173	5,739,155	(315,018)	(5)	4,999,127	64,705,593	64,074,342	(631,252)	(1)	54,607,220
Security Surcharge										
41310 - Airside Security Charges	686,677	684,971	(1,705)	0	666,468	7,544,923	7,166,576	(378,347)	(5)	7,296,511
41320 - Terminal Security Charge	2,233,777	2,231,337	(2,440)	0	2,087,243	24,559,336	24,051,623	(507,714)	(2)	22,899,976
Total Security Surcharge	2,920,454	2,916,308	(4,145)	0	2,753,711	32,104,259	31,218,199	(886,061)	(3)	30,196,487
CUPPS Support Charges										
41400 - Common Use Fees	114,980	114,723	(257)	0	117,565	1,263,481	1,263,350	(131)	0	1,287,010
Total CUPPS Support Charges	114,980	114,723	(257)	0	117,565	1,263,481	1,263,350	(131)	0	1,287,010
Other Aviation Revenue										
43100 - Fuel Franchise Fees	14,733	13,496	(1,237)	(8)	13,585	166,249	170,487	4,238	3	168,456
Total Other Aviation Revenue	14,733	13,496	(1,237)	(8)	13,585	166,249	170,487	4,238	3	168,456
Non-Airline Terminal Rents										
45010 - Terminal Rent - Non-Airline	174,165	177,743	3,578	2	178,856	1,959,130	1,985,403	26,273	1	1,857,386
Total Non-Airline Terminal Rents	174,165	177,743	3,578	2	178,856	1,959,130	1,985,403	26,273	1	1,857,386

San Diego County Regional Airport Authority
Authority Detail Income Statement - Supplemental Schedule
For the eleven months ended May 31, 2019
(Unaudited)

Print Date: 6/19/2019
Print Time: 4:03:23PM
Report ID: GL0012

	Month to Date					Year to Date				
	Budget	Actual	Variance Favorable (Unfavorable)	Variance Percent	Prior Year Actual	Budget	Actual	Variance Favorable (Unfavorable)	Variance Percent	Prior Year Actual
Concession Revenue										
45111 - Term Concessions-Food & Bev	\$1,069,935	\$1,281,008	\$211,073	20	\$1,219,678	\$11,318,485	\$12,630,983	\$1,312,498	12	\$11,424,736
45112 - Terminal Concessions - Retail	636,826	728,568	91,742	14	698,007	6,974,753	7,407,585	432,832	6	7,003,392
45113 - Term Concessions - Other	289,449	283,434	(6,014)	(2)	196,546	2,703,902	2,662,787	(41,115)	(2)	3,050,590
45114 - Term Concessions Space Rents	76,765	78,832	2,068	3	77,915	844,411	867,157	22,746	3	831,363
45115 - Term Concessions Cost Recovery	139,688	128,007	(11,681)	(8)	126,293	1,482,888	1,402,000	(80,889)	(5)	1,363,066
45116 - Rec Distr Center Cost Recovery	135,170	133,775	(1,395)	(1)	132,781	1,473,228	1,469,902	(3,326)	0	1,437,770
45117 - Concessions Marketing Program	55,697	66,650	10,953	20	64,153	608,594	681,976	73,382	12	623,066
45120 - Rental car license fees	2,112,773	2,437,644	324,871	15	2,422,190	26,451,910	29,275,805	2,823,895	11	26,928,624
45121 - Rental Car Center Cost Recover	159,412	161,246	1,834	1	140,831	1,753,534	1,819,462	65,928	4	1,325,256
45130 - License Fees - Other	491,101	606,446	115,345	23	501,587	5,306,812	6,108,602	801,789	15	5,107,393
Total Concession Revenue	5,166,816	5,905,611	738,795	14	5,579,982	58,918,518	64,326,258	5,407,741	9	59,095,256
Parking and Ground Transportat										
45210 - Parking	3,932,165	4,285,139	352,974	9	4,005,135	42,006,829	42,424,363	417,534	1	39,422,857
45220 - AVI fees	1,377,689	1,432,594	54,906	4	832,529	13,190,420	14,438,619	1,248,199	9	8,398,825
45240 - Ground Transportation Pe	0	12,152	12,152	0	8,090	153,000	216,354	63,354	41	204,658
45250 - Citations	15,412	27,472	12,060	78	15,412	192,200	233,435	41,235	21	230,516
Total Parking and Ground Transportat	5,325,266	5,757,358	432,092	8	4,861,166	55,542,449	57,312,771	1,770,322	3	48,256,856
Ground Rentals										
45310 - Ground Rental Fixed - N	1,673,588	1,743,349	69,761	4	1,664,449	18,308,364	19,169,279	860,915	5	18,417,691
45320 - Ground Rental - Percenta	0	0	0	0	0	0	0	0	0	0
Total Ground Rentals	1,673,588	1,743,349	69,761	4	1,664,449	18,308,364	19,169,279	860,915	5	18,417,691
Grant Reimbursements										
45410 - TSA Reimbursements	24,800	24,800	0	0	24,800	268,000	268,000	0	0	268,000
45420 - Planning Grants	0	0	0	0	26,309	168,750	194,491	25,741	15	225,432
Total Grant Reimbursements	24,800	24,800	0	0	51,109	436,750	462,491	25,741	6	493,432

San Diego County Regional Airport Authority
Authority Detail Income Statement - Supplemental Schedule
For the eleven months ended May 31, 2019
(Unaudited)

Print Date: 6/19/2019
Print Time: 4:03:23PM
Report ID: GL0012

	Month to Date					Year to Date				
	Budget	Actual	Variance Favorable (Unfavorable)	Variance Percent	Prior Year Actual	Budget	Actual	Variance Favorable (Unfavorable)	Variance Percent	Prior Year Actual
Other Operating Revenue										
45510 - Finger Printing Fee	\$18,926	\$21,845	\$2,919	15	\$21,583	\$208,184	\$240,846	\$32,662	16	\$235,967
45520 - Utilities Reimbursements	17,120	16,686	(435)	(3)	17,117	188,325	187,429	(896)	0	183,752
45530 - Miscellaneous Other Reve	4,274	5,363	1,089	25	1,695	47,010	220,710	173,700	369	297,725
45535 - Innovation Lab Revenue	0	0	0	0	0	0	1,000	1,000	0	0
45540 - Service Charges	7,314	122,984	115,670	1,582	11,629	80,453	564,601	484,148	602	342,779
45550 - Telecom Services	0	95,394	95,394	0	0	0	373,095	373,095	0	0
45570 - FBO Landing Fees	16,128	16,196	67	0	17,126	177,409	210,911	33,502	19	214,391
45580 - Equipment Rental	0	0	0	0	0	4,640	4,640	0	0	4,640
Total Other Operating Revenue	63,762	278,467	214,705	337	69,151	706,021	1,803,233	1,097,212	155	1,279,254
Total Operating Revenue	24,200,284	25,383,239	1,182,955	5	23,039,848	262,200,582	270,133,138	7,932,556	3	243,135,787
Personnel Expenses										
Salaries										
51110 - Salaries & Wages	2,937,240	2,418,706	518,534	18	2,355,797	33,647,388	27,162,733	6,484,655	19	26,350,532
51210 - Paid Time Off	29,167	264,480	(235,313)	(807)	249,604	320,833	3,143,114	(2,822,281)	(880)	3,154,189
51220 - Holiday Pay	0	0	0	0	0	0	660,346	(660,346)	0	667,649
51240 - Other Leave With Pay	0	10,567	(10,567)	0	4,233	0	101,308	(101,308)	0	109,999
51250 - Special Pay	0	5,509	(5,509)	0	5,126	0	235,823	(235,823)	0	159,268
Total Salaries	2,966,406	2,699,262	267,144	9	2,614,761	33,968,222	31,303,324	2,664,898	8	30,441,637
52110 - Overtime	70,701	58,192	12,509	18	57,149	630,081	731,925	(101,844)	(16)	656,618

San Diego County Regional Airport Authority
Authority Detail Income Statement - Supplemental Schedule
For the eleven months ended May 31, 2019
(Unaudited)

Print Date: 6/19/2019
Print Time: 4:03:23PM
Report ID: GL0012

	Month to Date					Year to Date				
	Budget	Actual	Variance Favorable (Unfavorable)	Variance Percent	Prior Year Actual	Budget	Actual	Variance Favorable (Unfavorable)	Variance Percent	Prior Year Actual
Benefits										
54110 - FICA Tax	\$210,349	\$203,032	\$7,316	3	\$196,784	\$2,562,505	\$2,298,657	\$263,848	10	\$2,227,928
54120 - Unemployment Insurance-S	0	0	0	0	0	0	10,526	(10,526)	0	33,636
54130 - Workers Compensation Ins	24,021	14,608	9,413	39	13,879	263,545	170,106	93,439	35	166,880
54135 - Workers Comp Incident Expense	0	12,838	(12,838)	0	2,490	0	14,791	(14,791)	0	65,136
54210 - Medical Insurance	376,115	363,944	12,172	3	325,429	4,060,020	3,828,920	231,100	6	3,505,253
54220 - Dental Insurance	28,150	26,818	1,331	5	26,059	303,037	284,356	18,681	6	281,613
54230 - Vision Insurance	3,471	3,264	207	6	3,276	38,165	35,566	2,600	7	35,328
54240 - Life Insurance	9,979	7,234	2,745	28	9,094	109,515	89,330	20,185	18	95,681
54250 - Short Term Disability	10,913	9,564	1,349	12	10,509	118,474	110,601	7,872	7	112,395
54310 - Retirement	746,233	720,705	25,529	3	712,425	8,417,218	8,153,887	263,331	3	6,288,050
54312 - Pension - GASB 68	0	0	0	0	0	0	455,924	(455,924)	0	2,010,451
54313 - POB Pension - GASB 73	0	0	0	0	986,673	0	0	0	0	986,673
54314 - OPEB - GASB 75	0	0	0	0	540,459	0	(185,435)	185,435	0	540,459
54315 - Retiree Health Benefits	13,016	12,900	116	1	(1,654,317)	615,081	595,209	19,872	3	113,500
54410 - Taxable Benefits	0	3,001	(3,001)	0	0	0	27,457	(27,457)	0	(4,233)
54430 - Accrued Vacation	0	(758)	758	0	15,026	0	248,092	(248,092)	0	71,543
54440 - Relocation	0	0	0	0	0	0	37,950	(37,950)	0	73,425
Total Benefits	1,422,248	1,377,150	45,098	3	1,187,786	16,487,561	16,175,937	311,624	2	16,603,720
Cap Labor/Burden/OH Recharge										
54510 - Capitalized Labor Recha	(520,108)	(88,286)	(431,823)	(83)	(113,667)	(6,024,705)	(1,136,255)	(4,888,450)	(81)	(1,298,807)
54515 - Capitalized Burden Rech	0	(42,002)	42,002	0	(50,435)	0	(509,255)	509,255	0	(542,647)
54599 - OH Contra	0	(195,575)	195,575	0	(280,744)	0	(2,453,671)	2,453,671	0	(3,219,641)
Total Cap Labor/Burden/OH Recharge	(520,108)	(325,863)	(194,246)	(37)	(444,846)	(6,024,705)	(4,099,180)	(1,925,525)	(32)	(5,061,095)
QHP Labor/Burden/OH Recharge										
54520 - QHP Labor Recharge	(48,503)	(31,499)	(17,003)	(35)	(29,602)	(550,159)	(295,454)	(254,705)	(46)	(267,886)
54525 - QHP Burden Recharge	0	(15,352)	15,352	0	(14,196)	0	(139,736)	139,736	0	(121,153)
54526 - QHP OH Contra Acct	0	(10,374)	10,374	0	(34,788)	0	(183,936)	183,936	0	(200,486)
Total QHP Labor/Burden/OH Recharge	(48,503)	(57,225)	8,723	18	(78,585)	(550,159)	(619,126)	68,967	13	(589,525)

San Diego County Regional Airport Authority
Authority Detail Income Statement - Supplemental Schedule
For the eleven months ended May 31, 2019
(Unaudited)

Print Date: 6/19/2019
Print Time: 4:03:23PM
Report ID: GL0012

	Month to Date					Year to Date				
	Budget	Actual	Variance Favorable (Unfavorable)	Variance Percent	Prior Year Actual	Budget	Actual	Variance Favorable (Unfavorable)	Variance Percent	Prior Year Actual
MM&JS Labor/Burden/OH Recharge										
54530 - MM & JS Labor Recharge	\$0	\$(651)	\$651	0	\$(1,877)	\$0	\$(9,126)	\$9,126	0	\$(17,771)
54531 - Joint Studies - Labor	0	0	0	0	1,877	0	2,102	(2,102)	0	10,290
54535 - MM & JS Burden Recharge	0	0	0	0	(899)	0	(743)	743	0	(4,399)
54536 - Maintenance-Burden	0	0	0	0	899	0	743	(743)	0	4,399
Total MM&JS Labor/Burden/OH Recharge	0	(651)	651	0	0	0	(7,024)	7,024	0	(7,481)
Total Personnel Expenses	3,890,744	3,750,866	139,878	4	3,336,264	44,510,999	43,485,856	1,025,143	2	42,043,874
Non-Personnel Expenses										
Contract Services										
61100 - Temporary Staffing	6,614	64,449	(57,835)	(874)	44,051	344,629	561,878	(217,249)	(63)	432,148
61110 - Auditing Services	35,000	0	35,000	100	0	137,900	102,900	35,000	25	107,900
61120 - Legal Services	75,500	18,908	56,593	75	88,537	672,500	454,626	217,874	32	573,590
61130 - Services - Professional	948,646	912,519	36,127	4	1,173,134	11,825,955	10,751,641	1,074,315	9	10,238,633
61150 - Outside Svs - Other	404,263	354,653	49,610	12	380,513	4,251,040	3,712,109	538,931	13	3,494,713
61160 - Services - Custodial	2,797,402	3,025,726	(228,324)	(8)	2,563,865	29,116,726	29,800,471	(683,744)	(2)	26,684,176
61190 - Receiving & Dist Cntr Services	141,686	140,409	1,277	1	140,826	1,544,194	1,543,552	642	0	1,514,395
61990 - OH Contra	(230,224)	(152,062)	(78,162)	(34)	(195,759)	(2,655,897)	(1,638,066)	(1,017,831)	(38)	(1,812,698)
Total Contract Services	4,178,887	4,364,601	(185,714)	(4)	4,195,166	45,237,048	45,289,110	(52,063)	0	41,232,857
Safety and Security										
61170 - Services - Fire, Police,	525,799	558,604	(32,804)	(6)	509,493	5,865,024	5,910,803	(45,778)	(1)	5,519,635
61180 - Services - SDUPD-Harbor	1,591,536	1,438,278	153,258	10	1,544,259	18,620,967	17,401,398	1,219,569	7	17,307,302
61185 - Guard Services	307,229	360,405	(53,176)	(17)	267,981	3,517,544	3,610,343	(92,798)	(3)	3,422,068
61188 - Other Safety & Security Serv	179,167	116,811	62,356	35	125,393	1,930,833	1,505,357	425,476	22	1,464,859
Total Safety and Security	2,603,731	2,474,098	129,633	5	2,447,125	29,934,369	28,427,900	1,506,469	5	27,713,863
Space Rental										
62100 - Rent	848,563	851,055	(2,493)	0	848,055	9,341,688	9,342,855	(1,168)	0	9,341,781
Total Space Rental	848,563	851,055	(2,493)	0	848,055	9,341,688	9,342,855	(1,168)	0	9,341,781

San Diego County Regional Airport Authority
Authority Detail Income Statement - Supplemental Schedule
For the eleven months ended May 31, 2019
(Unaudited)

Print Date: 6/19/2019
Print Time: 4:03:23PM
Report ID: GL0012

	Month to Date					Year to Date				
	Budget	Actual	Variance Favorable (Unfavorable)	Variance Percent	Prior Year Actual	Budget	Actual	Variance Favorable (Unfavorable)	Variance Percent	Prior Year Actual
Utilities										
63100 - Telephone & Other Commun	\$47,849	\$41,304	\$6,545	14	\$45,066	\$524,231	\$485,713	\$38,518	7	\$480,885
63110 - Utilities - Gas & Electr	948,802	864,032	84,770	9	879,785	10,640,074	10,586,074	54,000	1	9,740,604
63120 - Utilities - Water	97,572	88,185	9,388	10	80,595	1,121,647	1,139,924	(18,277)	(2)	1,033,582
63190 - OH Contra	0	0	0	0	(327)	0	(829)	829	0	(1,366)
Total Utilities	1,094,224	993,521	100,703	9	1,005,118	12,285,951	12,210,881	75,070	1	11,253,705
Maintenance										
64100 - Facilities Supplies	46,533	86,963	(40,430)	(87)	100,216	527,549	697,539	(169,989)	(32)	746,742
64110 - Maintenance - Annual R	1,038,273	843,925	194,348	19	1,313,822	9,189,476	8,711,788	477,688	5	8,931,163
64122 - Contractor Labor	0	0	0	0	0	0	0	0	0	164
64123 - Contractor Burden	0	0	0	0	0	0	0	0	0	209
64124 - Maintenance-Overhead	0	0	0	0	26	0	2,644	(2,644)	0	1,564
64125 - Major Maintenance - Mat	254,138	319,363	(65,225)	(26)	206,071	2,213,466	2,194,725	18,741	1	1,457,442
64127 - Contract Overhead (co	0	0	0	0	0	0	0	0	0	461
64130 - Remediation	0	10	(10)	0	0	0	10	(10)	0	(19)
64140 - Refuse & Hazardous Waste	27,500	63,750	(36,250)	(132)	27,152	471,500	499,418	(27,918)	(6)	391,073
Total Maintenance	1,366,445	1,314,012	52,433	4	1,647,287	12,401,992	12,106,123	295,868	2	11,528,801
Equipment and Systems										
65100 - Equipment & Systems	45,558	47,171	(1,612)	(4)	71,685	297,591	326,480	(28,889)	(10)	428,211
65101 - OH Contra	(2,439)	(933)	(1,505)	(62)	(10)	(12,582)	(9,991)	(2,591)	(21)	(1,385)
Total Equipment and Systems	43,120	46,237	(3,118)	(7)	71,675	285,009	316,489	(31,480)	(11)	426,826
Materials and Supplies										
65110 - Office & Operating Suppl	37,040	44,332	(7,291)	(20)	38,542	405,321	415,401	(10,080)	(2)	428,130
65120 - Safety Equipment & Suppl	6,571	12,918	(6,346)	(97)	15,687	95,084	119,876	(24,792)	(26)	78,363
65130 - Tools - Small	4,167	1,130	3,037	73	7,654	46,333	15,803	30,530	66	55,010
65199 - OH Contra	(23,906)	(1,301)	(22,606)	(95)	(2,880)	(73,912)	(25,547)	(48,365)	(65)	(26,875)
Total Materials and Supplies	23,872	57,078	(33,206)	(139)	59,002	472,827	525,534	(52,707)	(11)	534,628

San Diego County Regional Airport Authority
Authority Detail Income Statement - Supplemental Schedule
For the eleven months ended May 31, 2019
(Unaudited)

Print Date: 6/19/2019
Print Time: 4:03:23PM
Report ID: GL0012

	Month to Date					Year to Date				
	Budget	Actual	Variance Favorable (Unfavorable)	Variance Percent	Prior Year Actual	Budget	Actual	Variance Favorable (Unfavorable)	Variance Percent	Prior Year Actual
Insurance										
67170 - Insurance - Property	\$54,700	\$52,678	\$2,022	4	\$43,466	\$601,700	\$579,453	\$22,247	4	\$475,306
67171 - Insurance - Liability	12,180	11,825	355	3	11,825	133,980	130,075	3,905	3	130,073
67172 - Insurance - Public Offic	15,485	15,033	452	3	15,034	171,285	165,872	5,413	3	166,324
67173 - Insurance Miscellaneous	12,281	11,956	325	3	16,832	245,958	232,983	12,975	5	239,007
Total Insurance	94,646	91,492	3,154	3	87,156	1,152,923	1,108,383	44,540	4	1,010,710
Employee Development and Suppo										
66120 - Awards - Service	2,586	6,711	(4,125)	(160)	(19,154)	66,068	70,012	(3,944)	(6)	38,548
66130 - Book & Periodicals	3,728	3,334	394	11	3,665	51,957	45,643	6,315	12	43,259
66220 - Permits/Certificates/Lic	17,473	3,235	14,238	81	15,807	140,723	102,685	38,038	27	155,841
66260 - Recruiting	200	(340)	540	270	5,248	24,000	11,373	12,627	53	157,453
66280 - Seminars & Training	24,753	22,105	2,647	11	40,541	306,639	294,459	12,179	4	272,411
66290 - Transportation	13,578	11,012	2,566	19	12,882	137,943	123,288	14,654	11	122,400
66299 - OH Contra	(11,874)	(1,469)	(10,405)	(88)	(1,992)	(48,495)	(26,422)	(22,073)	(46)	(25,873)
66305 - Travel-Employee Developm	17,891	19,397	(1,506)	(8)	24,188	209,457	197,504	11,953	6	222,562
66310 - Tuition	10,833	7,077	3,756	35	1,364	49,167	32,633	16,534	34	39,358
66320 - Uniforms	7,376	14,121	(6,745)	(91)	6,268	74,061	78,049	(3,989)	(5)	75,331
Total Employee Development and Suppo	86,543	85,183	1,360	2	88,819	1,011,519	929,224	82,295	8	1,101,290
Business Development										
66100 - Advertising	1,917	61,726	(59,809)	(3,120)	67,598	842,076	886,200	(44,124)	(5)	557,871
66110 - Allowance for Bad Debts	825	0	825	100	0	9,150	2,001	7,149	78	(4,967)
66200 - Memberships & Dues	55,758	50,528	5,230	9	74,062	461,831	421,957	39,874	9	477,052
66230 - Postage & Shipping	2,366	2,282	85	4	589	21,273	20,494	779	4	17,512
66240 - Promotional Activities	78,307	70,024	8,284	11	102,684	1,262,197	775,350	486,847	39	1,696,688
66250 - Promotional Materials	5,466	3,088	2,378	44	2,917	52,009	59,009	(7,000)	(13)	30,798
66300 - Travel-Business Developm	16,500	5,121	11,379	69	10,770	199,250	211,393	(12,143)	(6)	148,897
Total Business Development	161,140	192,768	(31,629)	(20)	258,620	2,847,786	2,376,404	471,382	17	2,923,851

San Diego County Regional Airport Authority
Authority Detail Income Statement - Supplemental Schedule
For the eleven months ended May 31, 2019
(Unaudited)

Print Date: 6/19/2019
Print Time: 4:03:23PM
Report ID: GL0012

	Month to Date					Year to Date				
	Budget	Actual	Variance Favorable (Unfavorable)	Variance Percent	Prior Year Actual	Budget	Actual	Variance Favorable (Unfavorable)	Variance Percent	Prior Year Actual
Equipment Rentals and Repairs										
66140 - Computer Licenses & Agre	\$45,779	\$72,819	\$(27,040)	(59)	\$20,704	\$404,521	\$364,138	\$40,384	10	\$267,786
66150 - Equipment Rental/Leasing	15,047	11,439	3,608	24	16,203	217,484	269,106	(51,622)	(24)	235,011
66160 - Tenant Improvements	85,000	23,792	61,208	72	74,669	705,000	751,505	(46,505)	(7)	566,034
66270 - Repairs - Office Equipme	379,656	177,746	201,910	53	255,572	2,493,388	2,213,972	279,416	11	1,965,081
66279 - OH Contra	(44,558)	(33,008)	(11,550)	(26)	(15,171)	(238,578)	(145,867)	(92,712)	(39)	(128,813)
Total Equipment Rentals and Repairs	480,924	252,787	228,137	47	351,977	3,581,815	3,452,854	128,961	4	2,905,099
Total Non-Personnel Expenses	10,982,092	10,722,831	259,261	2	11,060,002	118,552,926	116,085,757	2,467,168	2	109,973,410
Total Departmental Expenses before	14,872,836	14,473,697	399,139	3	14,396,267	163,063,925	159,571,614	3,492,312	2	152,017,284
Depreciation and Amortization										
69110 - Depreciation Expense	10,334,930	10,334,930	0	0	8,629,577	106,788,858	106,788,858	0	0	95,467,049
Total Depreciation and Amortization	10,334,930	10,334,930	0	0	8,629,577	106,788,858	106,788,858	0	0	95,467,049
Non-Operating Revenue/(Expense)										
Passenger Facility Charges										
71110 - Passenger Facility Charg	4,177,048	4,301,354	124,306	3	5,471,073	42,361,572	44,750,781	2,389,209	6	42,674,201
Total Passenger Facility Charges	4,177,048	4,301,354	124,306	3	5,471,073	42,361,572	44,750,781	2,389,209	6	42,674,201
Customer Facility Charges										
71120 - Customer facility charges (Con	3,189,168	3,511,349	322,181	10	3,651,679	36,939,242	37,847,291	908,049	2	37,254,580
Total Customer Facility Charges	3,189,168	3,511,349	322,181	10	3,651,679	36,939,242	37,847,291	908,049	2	37,254,580

San Diego County Regional Airport Authority
Authority Detail Income Statement - Supplemental Schedule
For the eleven months ended May 31, 2019
(Unaudited)

Print Date: 6/19/2019
Print Time: 4:03:23PM
Report ID: GL0012

	Month to Date					Year to Date				
	Budget	Actual	Variance Favorable (Unfavorable)	Variance Percent	Prior Year Actual	Budget	Actual	Variance Favorable (Unfavorable)	Variance Percent	Prior Year Actual
Quieter Home Program										
71212 - Quieter Home - Labor	\$(45,800)	\$(31,499)	\$14,301	31	\$(29,602)	\$(504,200)	\$(295,454)	\$208,746	41	\$(267,886)
71213 - Quieter Home - Burden	0	(15,352)	(15,352)	0	(14,196)	0	(139,736)	(139,736)	0	(121,153)
71214 - Quieter Home - Overhead	0	(10,374)	(10,374)	0	(34,788)	0	(183,936)	(183,936)	0	(200,486)
71215 - Quieter Home - Material	(478,849)	(2,063,250)	(1,584,401)	(331)	(1,333,959)	(13,989,308)	(13,476,135)	513,173	4	(8,723,381)
71216 - Quieter Home Program	419,720	1,669,187	1,249,467	298	717,211	11,594,806	11,080,494	(514,312)	(4)	6,880,020
71217 - Contract Labor	0	0	0	0	(31)	0	0	0	0	(650)
71218 - Contractor Burden	0	0	0	0	(39)	0	0	0	0	(827)
71222 - Contractor Labor	0	0	0	0	(862)	0	0	0	0	(18,339)
71223 - Contractor Burden	0	0	0	0	(1,098)	0	0	0	0	(23,340)
71224 - Joint Studies Overhead	0	0	0	0	(3,004)	0	(164)	(164)	0	(10,251)
71225 - Joint Studies - Material	0	0	0	0	(9,521)	(50,000)	(94,424)	(44,424)	(89)	(32,224)
71226 - Contractor Overhead	0	0	0	0	(2,721)	0	192	192	0	(29,056)
Total Quieter Home Program	(104,929)	(451,289)	(346,359)	(330)	(712,610)	(2,948,702)	(3,109,163)	(160,461)	(5)	(2,547,573)
Interest Income										
71310 - Interest - Investments	987,556	930,899	(56,656)	(6)	577,258	11,244,109	8,777,831	(2,466,279)	(22)	5,792,340
71340 - Interest - Note Receivab	147,903	147,903	0	0	156,713	1,638,789	1,638,789	0	0	1,731,853
71350 - Interest - Other	0	0	0	0	0	0	(4,916)	(4,916)	0	(2,705)
71361 - Interest Income - 2010 Bonds	0	140,265	140,265	0	87,343	0	1,321,498	1,321,498	0	730,958
71363 - Interest Income - 2013 Bonds	0	80,147	80,147	0	51,210	0	803,267	803,267	0	489,136
71364 - Interest Income - 2017 Bond A	0	155,031	155,031	0	275,172	0	1,974,386	1,974,386	0	2,714,022
71365 - Interest Income - 2014 Bond A	0	92,790	92,790	0	49,929	0	866,155	866,155	0	483,461
Total Interest Income	1,135,459	1,547,035	411,576	36	1,197,626	12,882,898	15,377,010	2,494,112	19	11,939,064
Interest income BAB's rebate										
71362 - BAB interest rebate	385,935	390,515	4,580	1	388,849	4,245,284	4,295,660	50,376	1	4,277,341
Total Interest income BAB's rebate	385,935	390,515	4,580	1	388,849	4,245,284	4,295,660	50,376	1	4,277,341

San Diego County Regional Airport Authority
Authority Detail Income Statement - Supplemental Schedule
For the eleven months ended May 31, 2019
(Unaudited)

Print Date: 6/19/2019
Print Time: 4:03:23PM
Report ID: GL0012

	Month to Date					Year to Date				
	Budget	Actual	Variance Favorable (Unfavorable)	Variance Percent	Prior Year Actual	Budget	Actual	Variance Favorable (Unfavorable)	Variance Percent	Prior Year Actual
Interest Expense										
71411 - Interest Expense- 2010 Bonds	\$(2,481,737)	\$(2,481,737)	\$0	0	\$(2,521,646)	\$(27,299,111)	\$(27,299,111)	\$0	0	\$(27,738,103)
71412 - Interest Expense 2013 Bonds	(1,514,513)	(1,514,513)	0	0	(1,521,979)	(16,659,638)	(16,659,638)	0	0	(16,741,771)
71413 - Interest Expense 2014 Bond A	(1,355,869)	(1,349,970)	5,899	0	(1,361,768)	(14,914,559)	(14,849,675)	64,884	0	(14,979,443)
71414 - Interest Expense 2017 Bond A	(1,192,792)	(1,192,792)	0	0	(1,211,442)	(12,700,034)	(13,120,708)	(420,674)	(3)	(12,033,654)
71420 - Interest Expense-Variable Debt	(46,103)	(49,613)	(3,510)	(8)	(51,368)	(507,134)	(483,448)	23,686	5	(515,013)
71430 - LOC Fees - C/P	(31,814)	(28,830)	2,984	9	(25,459)	(349,959)	(465,419)	(115,460)	(33)	(412,506)
71450 - Trustee Fee Bonds	(4,380)	0	4,380	100	0	(17,520)	(3,270)	14,250	81	(3,342)
71451 - Program Fees - Variable Debt	0	0	0	0	0	(5,000)	0	5,000	100	(3,300)
71458 - Capitalized Interest	0	0	0	0	544,911	0	0	0	0	5,937,224
71460 - Interest Expense - Other	0	(2,600)	(2,600)	0	(2,600)	0	(15,835)	(15,835)	0	(1,488,123)
71461 - Interest Expense - Cap Leases	(51,906)	(51,906)	0	0	(53,753)	(579,593)	(579,593)	0	0	(599,156)
Total Interest Expense	(6,679,114)	(6,671,962)	7,153	0	(6,205,103)	(73,032,548)	(73,476,697)	(444,149)	(1)	(68,577,186)
Amortization										
69210 - Amortization - Premium	471,059	471,059	0	0	484,831	5,216,514	5,216,514	0	0	5,212,051
Total Amortization	471,059	471,059	0	0	484,831	5,216,514	5,216,514	0	0	5,212,051
Other Non-Operating Income (Expense)										
71510 - Legal Settlement Income	0	0	0	0	0	0	0	0	0	58,394
71520 - Fixed Asset Disposal-Gain	0	0	0	0	0	0	60,000	60,000	0	0
71521 - Fixed Asset Disposal-Loss	0	0	0	0	0	0	(239,291)	(239,291)	0	(276,922)
71530 - Gain/Loss On Investments	0	2,026,643	2,026,643	0	679,845	0	7,041,567	7,041,567	0	(3,770,895)
71540 - Discounts Earned	0	0	0	0	2,742	0	6,561	6,561	0	11,964
71620 - Other non-operating revenue (e	0	5,590	5,590	0	6,701	0	82,477	82,477	0	48,251
71630 - Other Non-Operating Expe	0	0	0	0	0	0	(1)	(1)	0	(16,751)
73300 - DMJM and Auth OH Clearin	0	0	0	0	0	0	0	0	0	0
Total Other Non-Operating Income (Expense)	0	2,032,232	2,032,232	0	689,288	0	6,951,312	6,951,312	0	(3,945,959)
Total Non-Operating Revenue/(Expense)	2,574,624	5,130,292	2,555,668	99	(4,965,633)	25,664,261	37,852,709	12,188,448	47	(26,286,520)
Capital Grant Contribution										
72100 - AIP Grants	179,403	267,766	88,363	49	975,807	7,719,572	7,836,996	117,424	2	9,740,022
Total Capital Grant Contribution	179,403	267,766	88,363	49	975,807	7,719,572	7,836,996	117,424	2	9,740,022
Total Expenses Net of Non-Operating Revenue/ (Expense)	22,453,740	19,410,569	3,043,171	14	17,084,403	236,468,950	220,670,767	15,798,183	7	211,457,790
Net Income/(Loss)	1,746,544	5,972,670	4,226,126	242	5,955,445	25,731,632	49,462,371	23,730,739	92	31,677,996

San Diego County Regional Airport Authority
Authority Detail Income Statement - Supplemental Schedule
For the eleven months ended May 31, 2019
(Unaudited)

Print Date: 6/19/2019
Print Time: 4:03:23PM
Report ID: GL0012

	Month to Date					Year to Date				
	Budget	Actual	Variance Favorable (Unfavorable)	Variance Percent	Prior Year Actual	Budget	Actual	Variance Favorable (Unfavorable)	Variance Percent	Prior Year Actual
Equipment Outlay										
73200 - Equipment Outlay Expendi	\$(36,056)	\$(7,147)	\$28,909	80	\$(291,257)	\$(892,274)	\$(399,798)	\$492,477	55	\$(1,043,629)
73299 - Capitalized Equipment Co	0	7,147	7,147	0	291,257	0	399,798	399,798	0	1,043,629
Total Equipment Outlay	(36,056)	0	36,056	100	0	(892,274)	0	892,274	100	0

Review of the Unaudited Financial Statements for the Eleven Months Ended May 31, 2019 and 2018



SAN DIEGO
INTERNATIONAL AIRPORT

LET'S **GO.**

Presented by:

Scott Brickner

Chief Financial Officer

Kathy Kiefer

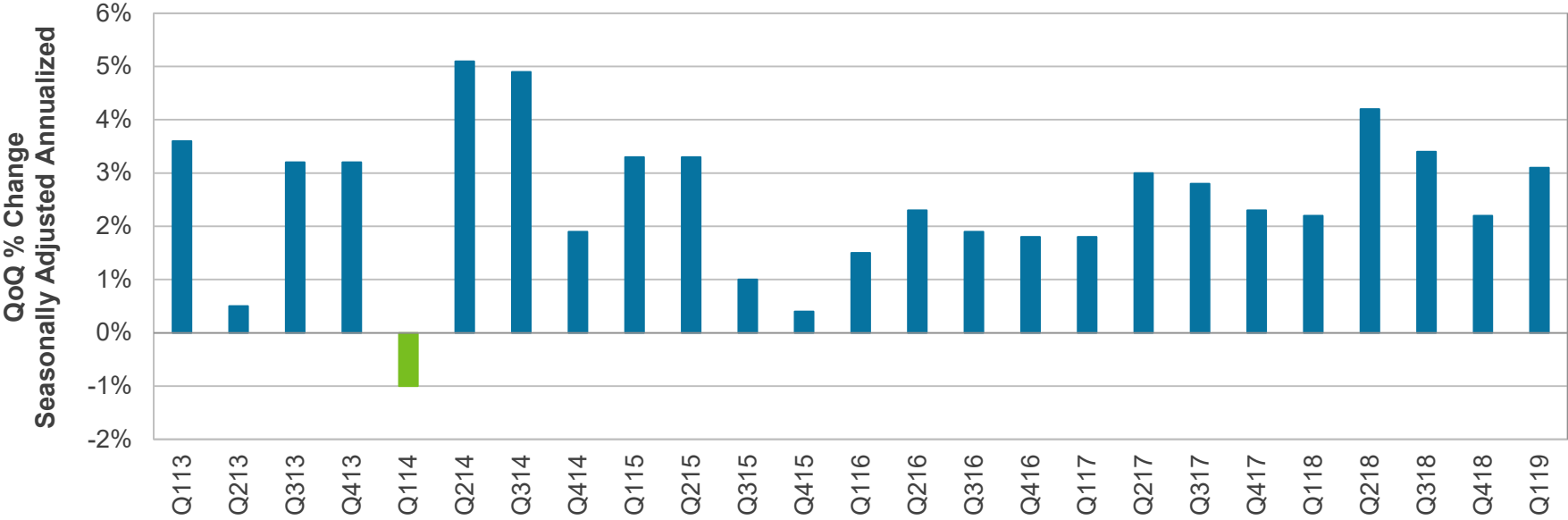
Senior Director, Finance, Accounting, & Airline Relations

July 1, 2019

First Quarter GDP

According to the second estimate, first quarter GDP grew at an annualized pace of 3.1%, down slightly from the advance estimate of 3.2% but above the consensus estimate of 3.0%. Despite the government shutdown and ongoing global trade disputes, GDP growth accelerated in the first quarter from 2.2% in the fourth quarter. Net exports and state and local government spending advanced in the first quarter, while consumer spending and business investment moderated. Residential investment contracted in the quarter. The consensus estimate for current quarter GDP growth is 2.0%. Overall, the consensus view calls for GDP growth of 2.5% this year versus 2.9% last year, which is consistent with moderate economic growth.

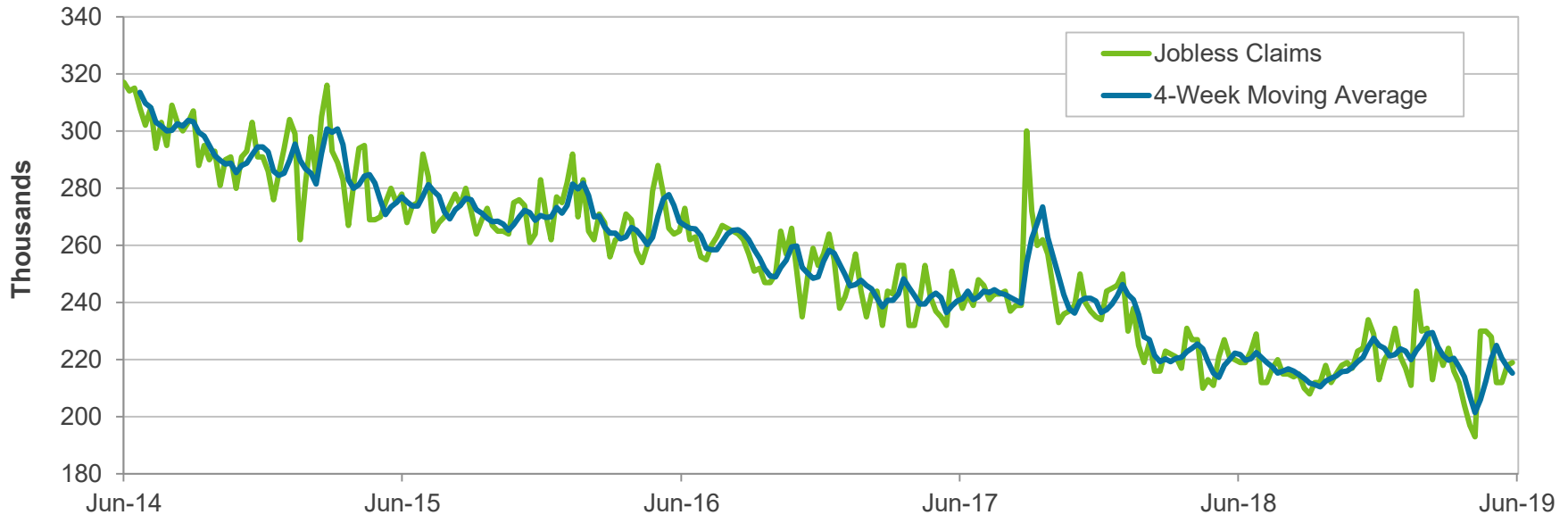
U.S. Gross Domestic Product (QoQ)
 First Quarter 2013 – First Quarter 2019



Initial Claims For Unemployment

For the week ending June 8, initial jobless claims increased by 3,000 to 222,000. The 4-week moving average increased by 2,500 to 217,750. Initial jobless claims remain low and are consistent with a strong labor market.

Initial Jobless Claims and 4-Week Moving Average
June 6, 2014 – June 8, 2019



Consumer Price Index

Headline and core inflation eased in May. The Consumer Price Index (CPI) was up just 1.8% year-over-year in May, versus up 2.0% year-over-year in April. Core CPI (CPI less food and energy) was up 2.0% year-over-year in May, versus up 2.1% year-over-year in April.

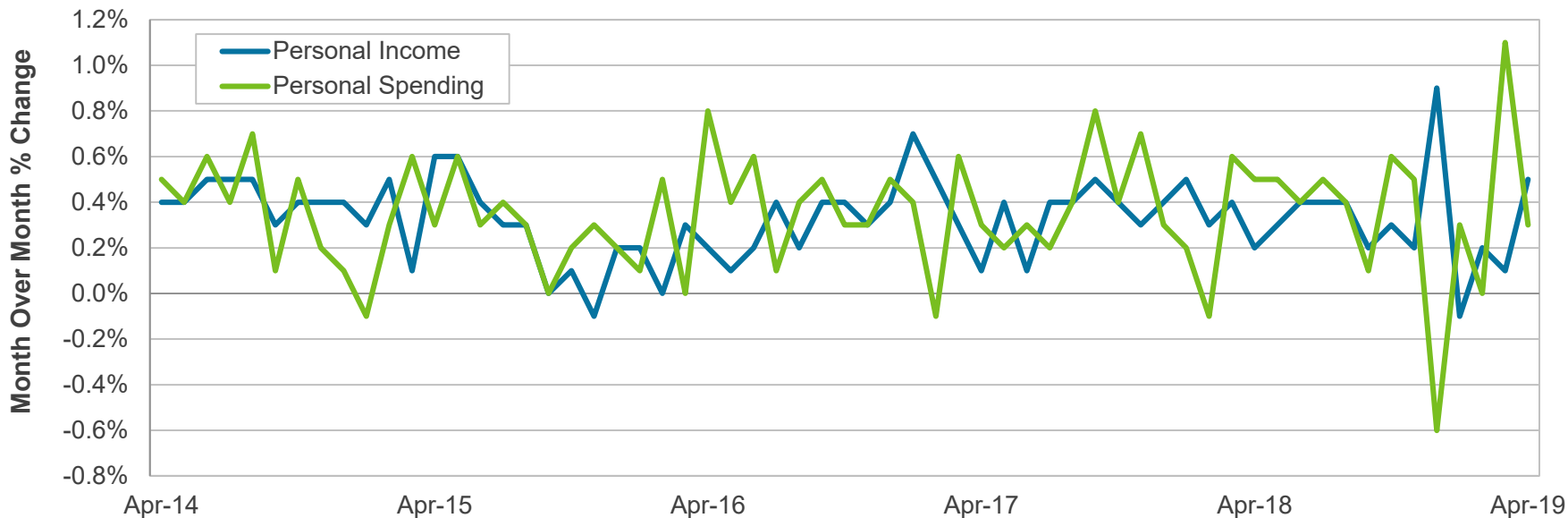
Consumer Price Index (YoY%)
May 2014 – May 2019



Personal Income and Spending

Personal income rose by 0.5% in April, exceeding expectations, following a 0.1% increase in March. Consumer spending increased 0.3% in April, slightly above expectations of 0.2%, following growth of 1.1% in March. Personal income and spending trends appear modest.

Personal Income and Spending (MoM%)
April 2014 – April 2019



Consumer Confidence Index

The Consumer Confidence Index jumped to 134.1 in May from 129.2 in April, exceeding expectations, which suggests that consumer spending trends may pick up modestly.

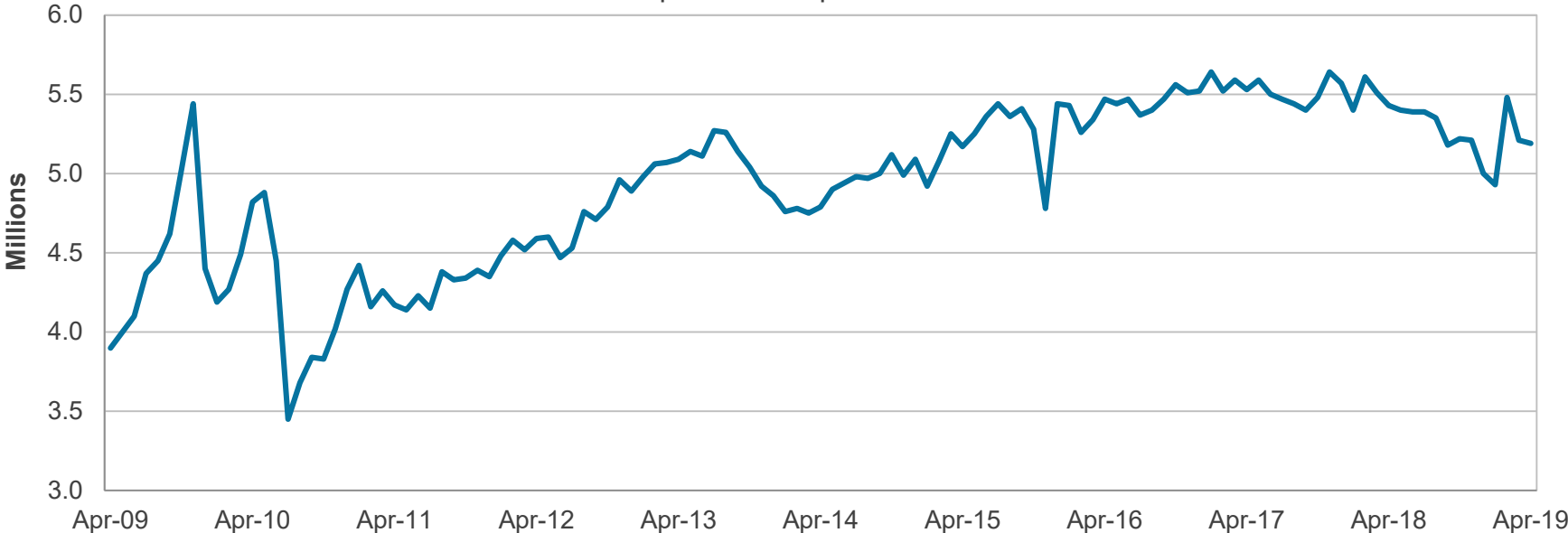
Consumer Confidence Index
May 2014 – May 2019



Existing Home Sales

Existing home sales fell 0.4% in April to a seasonally adjusted rate of 5.190 million units. On a year-over-year basis, sales of existing homes were down 4.4% in April. Although sales were weak in April, the trend is still favorable on a trailing 3-month average basis.

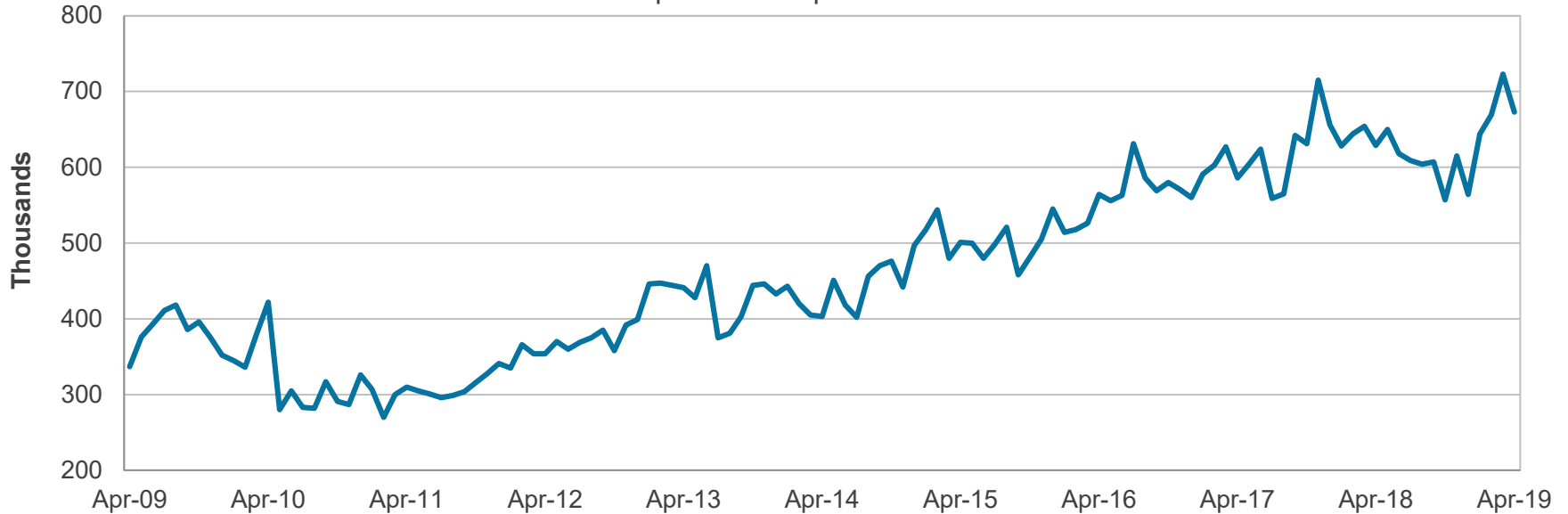
U.S. Existing Home Sales (MoM)
April 2009 – April 2019



New Home Sales

New home sales fell 6.9% in April to an annualized rate of 673,000 units. However, the trailing 3-month average increased 2.4% in April from March. On a year-over-year basis, new home sales were up 7.0%.

U.S. New Home Sales
April 2009 – April 2019



Crude Oil Prices

U.S. West Texas Intermediate (WTI) crude settled at \$51.14 per barrel on June 12, below its one month average of \$57.14 and its one year average of \$61.62. Oil prices fell precipitously in the fourth quarter of 2018 due in part to dollar strength, concerns about slower-than-expected global demand, and rising supply. Prices then rebounded earlier this year due in part to OPEC supply cuts, US sanctions on Iran, and chaos in Venezuela. However, prices have declined about 20% in the past seven weeks due largely to concerns about a slowdown in global growth.

West Texas Intermediate Oil Price Per Barrel (WTI Spot)

June 12, 2014 – June 12, 2019



Jet Fuel Prices

Jet fuel (U.S. Gulf Coast Spot) closed at \$1.739 per gallon on June 12, which was below its one month average of \$1.884 and its one year average of \$1.987.

U.S. Gulf Coast 54 Grade Jet Fuel Spot Price
June 12, 2014 – June 12, 2019

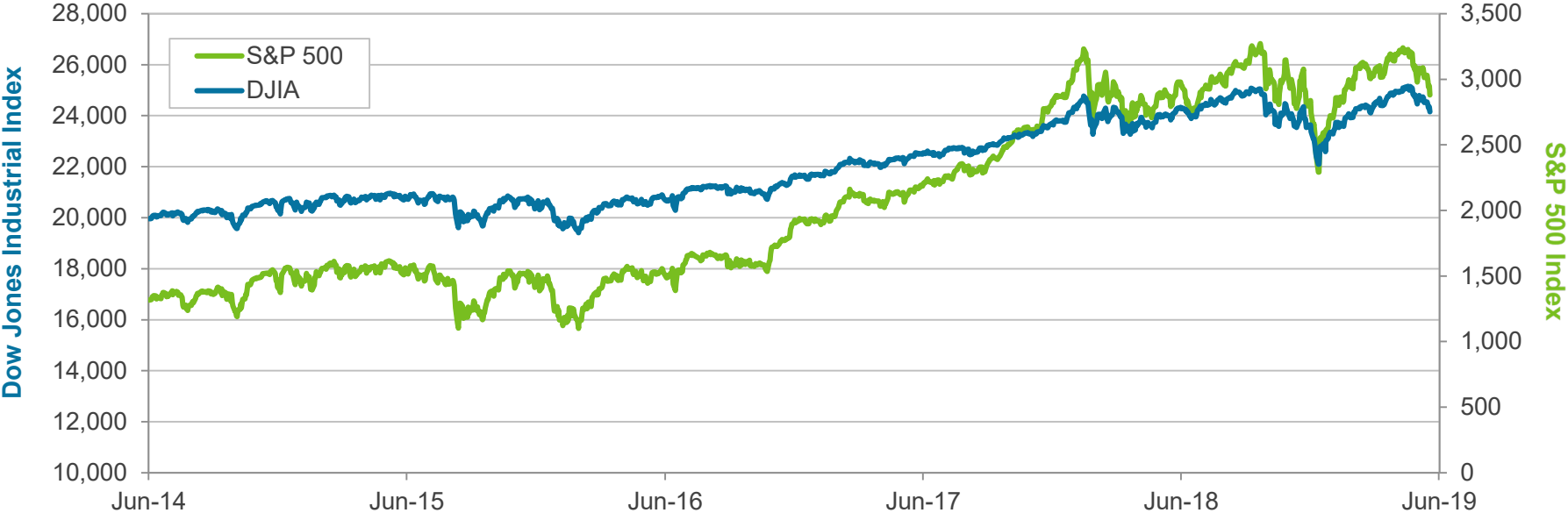


U.S. Equity Markets

Year-over-year, the DJIA and S&P 500 indices are up 2.7% and 3.3%, respectively. Year-to-date, the DJIA and S&P 500 indices are up 11.5% and 14.9%, respectively.

Dow Jones Industrial Average (DJIA) and S&P 500 Indices

June 12, 2014 – June 12, 2019



Treasury Yield History

The yield on 5-year Treasuries is currently about one basis point below the yield on 2-year Treasuries. The yield on 5-year Treasuries is now about 34 basis points below the yield on 3-month T-bills. We believe the current inversion of the curve reflects a high level of market participants' nervousness about the outlook for economic growth and the expectation of future rate cuts.

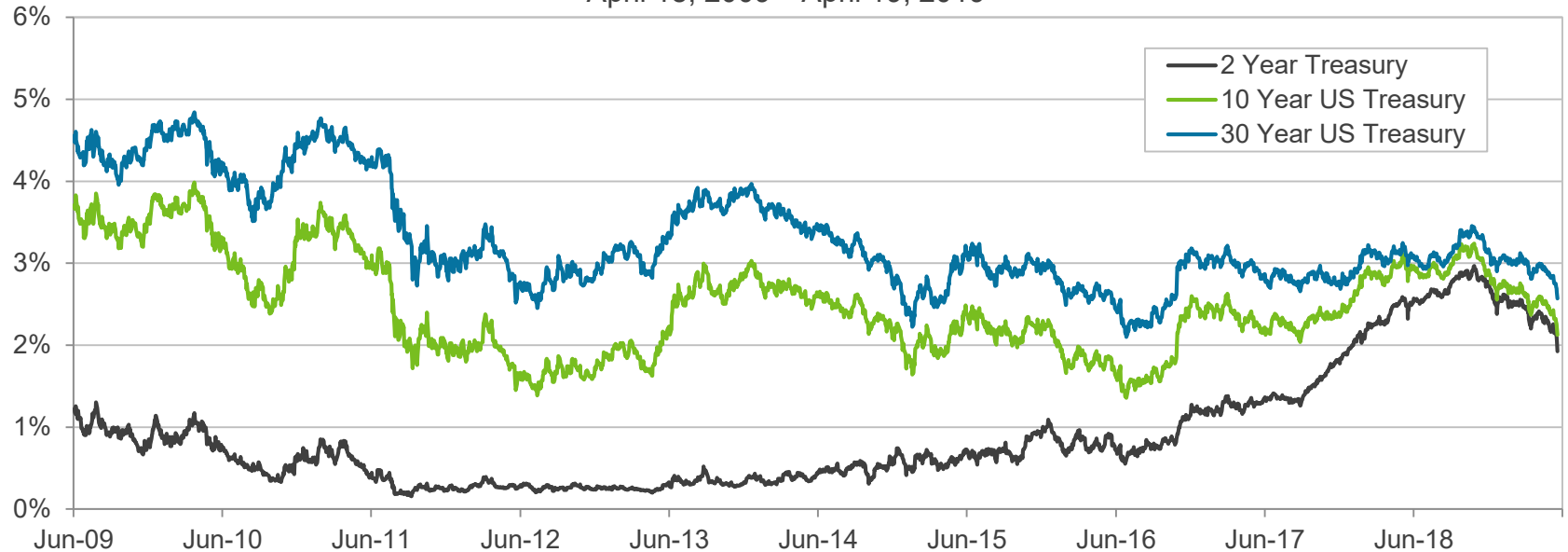
2- and 5-year U.S. Treasury Yields
June 13, 2018 – June 12, 2019



Treasury Yield History

Year-over-year, the yield on 3-month T-bills is up 30 basis points, the yield on 2-year Treasuries is down 66 basis points, the yield on 5-year Treasuries is down almost 94 basis points, and the yield on 10-year Treasuries is down 84 basis points. Overall, the yield curve is very flat relative to historical norms and the current inversion reflects a high level of nervousness about the outlook for the economy.

2-, 10- and 30-year U.S. Treasury Yields
April 18, 2009 – April 19, 2019

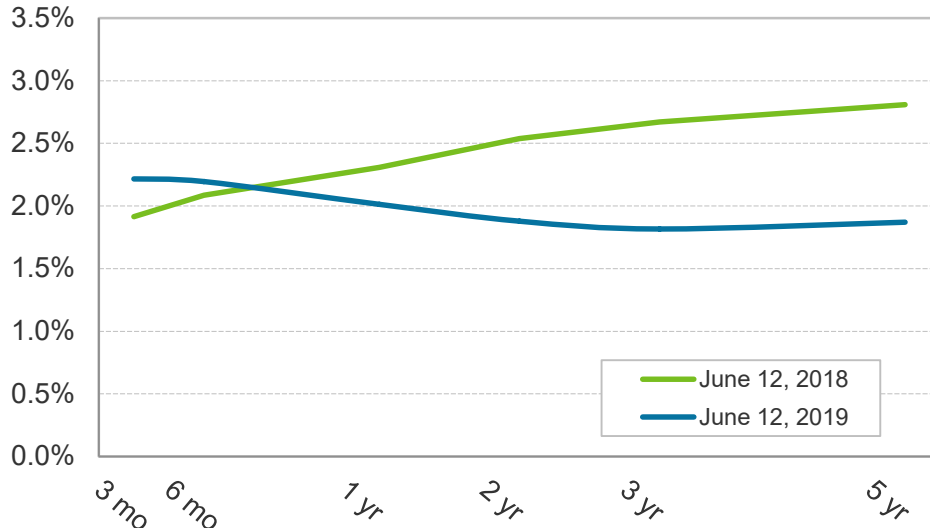


U.S. Treasury Yield Curve

Year-over-year, the shape of the yield curve has changed significantly. The yield curve is now inverted with the yield on 10-year Treasuries below the yield on 3-month T-bills and 2-year Treasuries. The Fed has raised the fed funds target rate by 175 basis points since March 15, 2017 (most recently in December 2018), but the market is now pricing in multiple future rate cuts. In addition, low inflation expectations and concerns about global economic growth have kept downward pressure on long-term rates. The yield on 10-year Treasuries is down 84 basis points year-over-year.

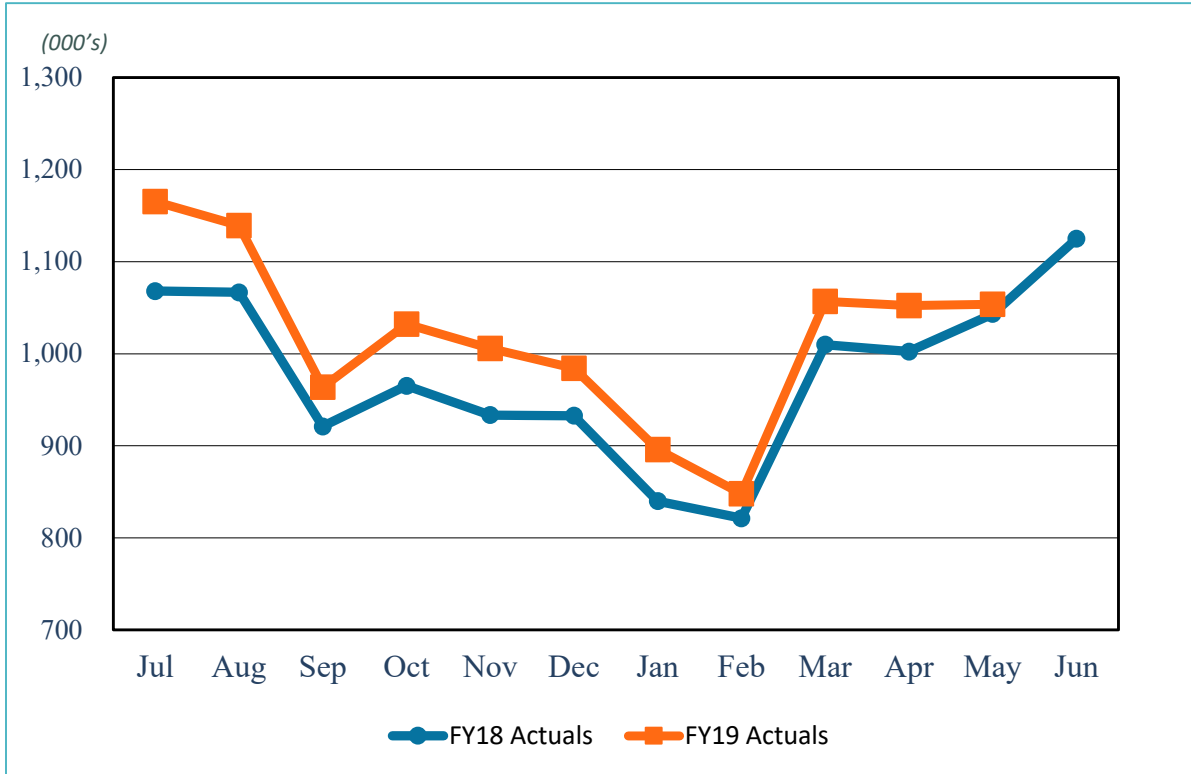
U.S. Treasury Yield Curve

June 12, 2018 versus June 12, 2019



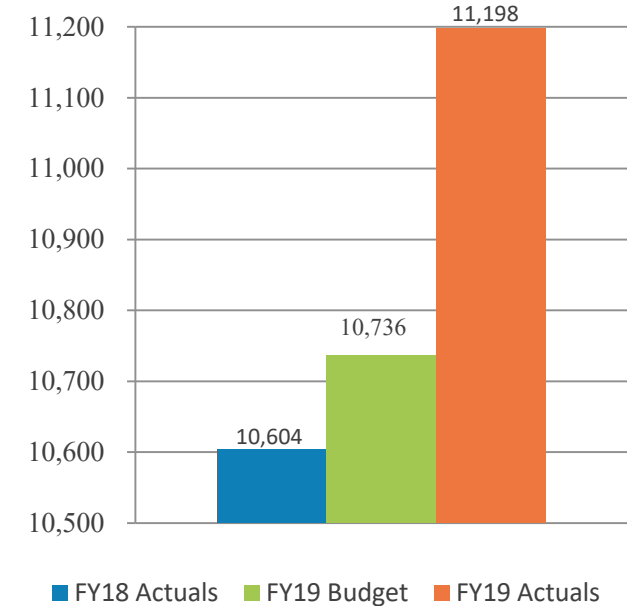
	6/12/18	6/12/19	Change
3-Mo.	1.92%	2.22%	0.30%
6-Mo.	2.09%	2.19%	0.10%
1-Yr.	2.31%	2.01%	(0.30%)
2-Yr.	2.54%	1.88%	(0.66%)
3-Yr.	2.67%	1.82%	(0.85%)
5-Yr.	2.81%	1.87%	(0.94%)
10-Yr.	2.96%	2.12%	(0.84%)
30-Yr.	3.09%	2.62%	(0.47%)

Enplanements

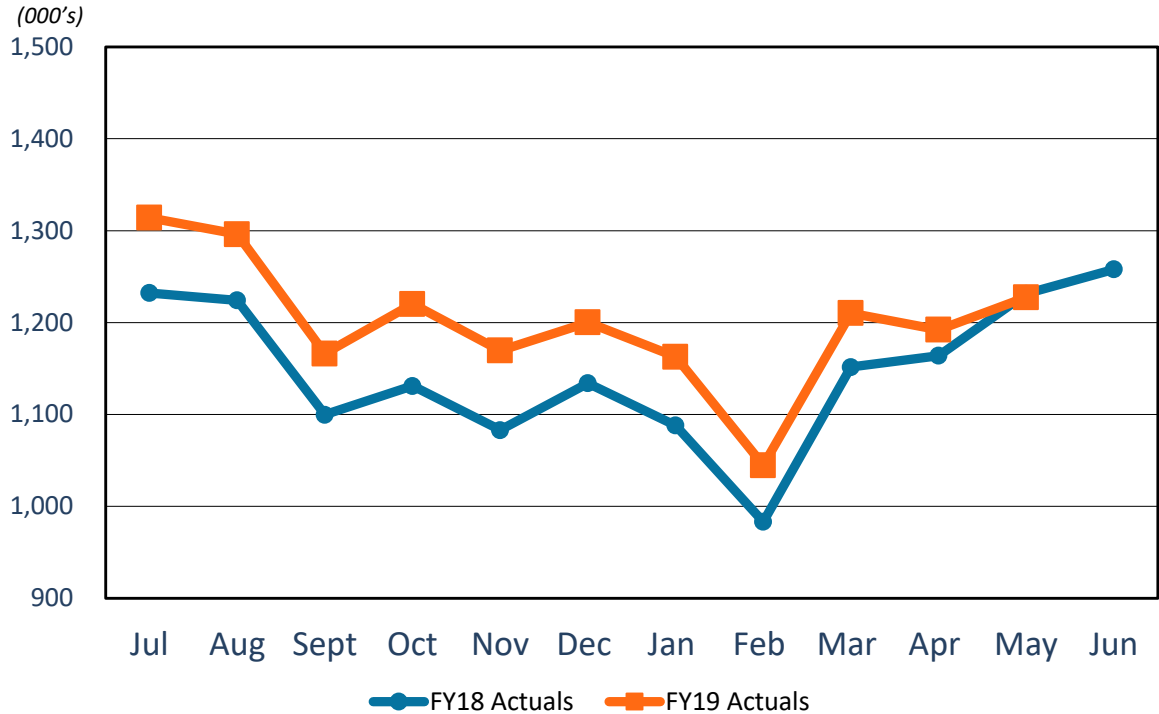


FY19 YTD Act Vs.
FY18 YTD Act
5.6%

FY19 YTD Act Vs.
FY19 YTD Budget
4.3%

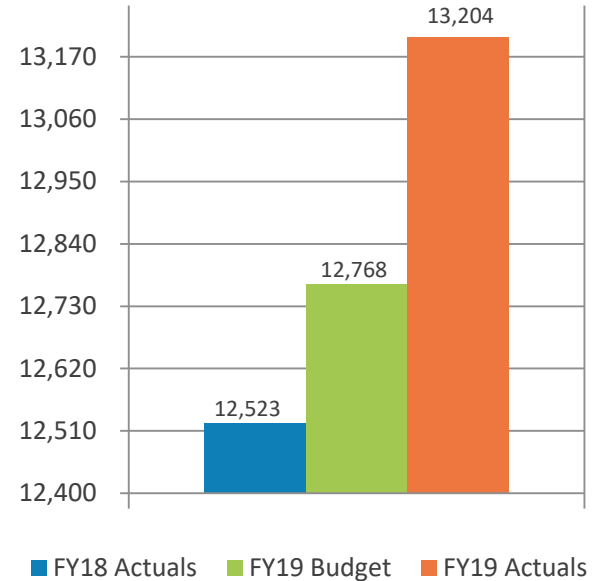


Gross Landing Weight Units (000 lbs)



FY19 YTD Act Vs.
FY18 YTD Act
5.4%

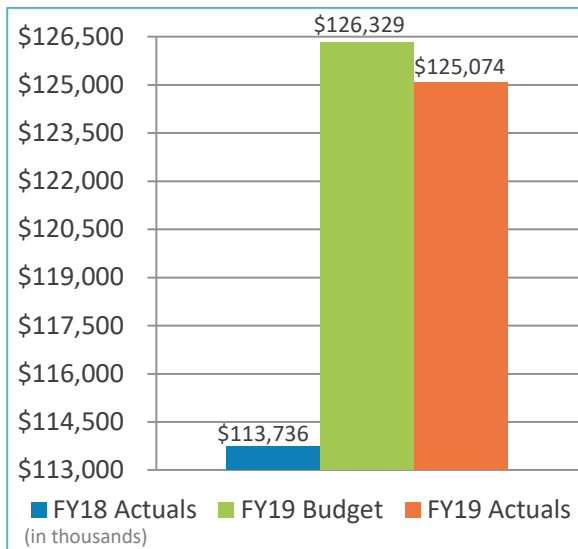
FY19 YTD Act Vs.
FY19 YTD Budget
3.4%



Operating Revenue (Unaudited)

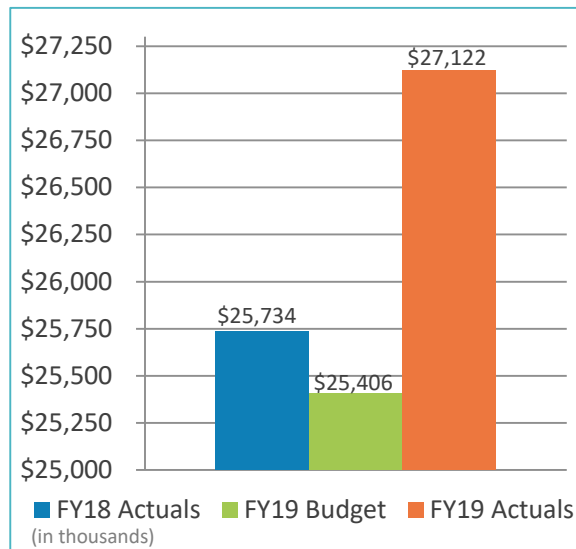
Aviation

FY19 YTD Act Vs. FY18 YTD Act 10.0%	FY19 YTD Act Vs. FY19 YTD Budget -1.0%
---	--



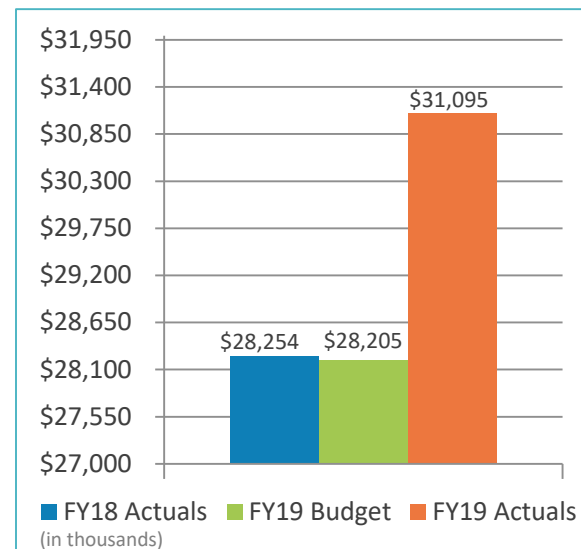
Terminal Concessions

FY19 YTD Act Vs. FY18 YTD Act 5.4%	FY19 YTD Act Vs. FY19 YTD Budget 6.8%
--	---



Rental Car

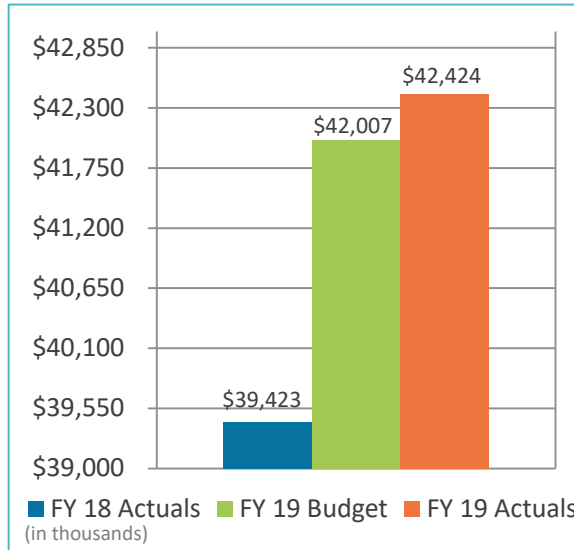
FY19 YTD Act Vs. FY18 YTD Act 10.1%	FY19 YTD Act Vs. FY19 YTD Budget 10.2%
---	--



Operating Revenue (Unaudited)

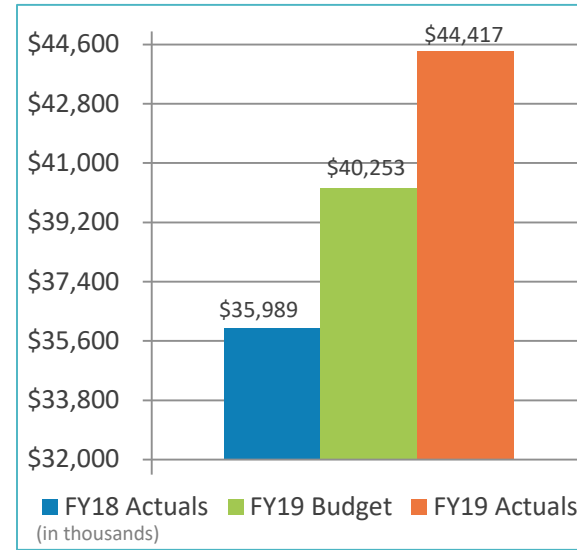
Parking Revenue

FY19 YTD Act Vs. FY18 YTD Act 7.6%	FY19 YTD Act Vs. FY19 YTD Budget 1.0%
--	---

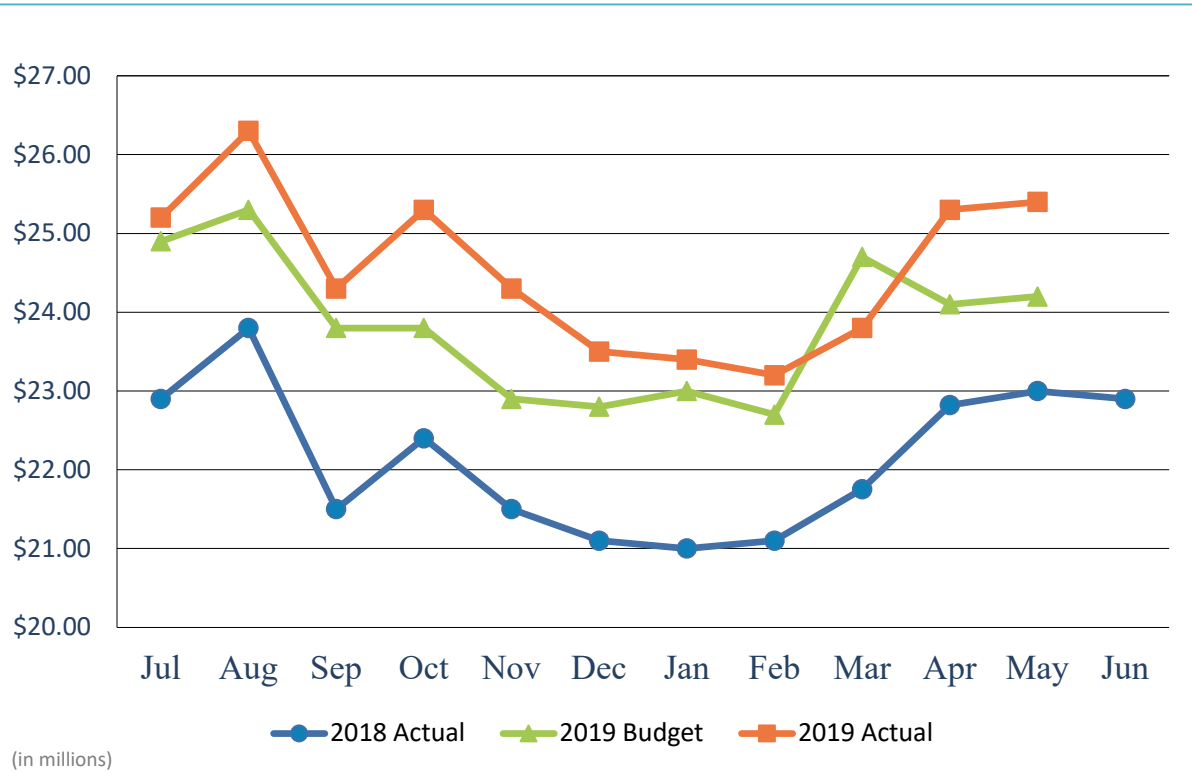


Other

FY19 YTD Act Vs. FY18 YTD Act 23.4%	FY19 YTD Act Vs. FY19 YTD Budget 10.3%
---	--

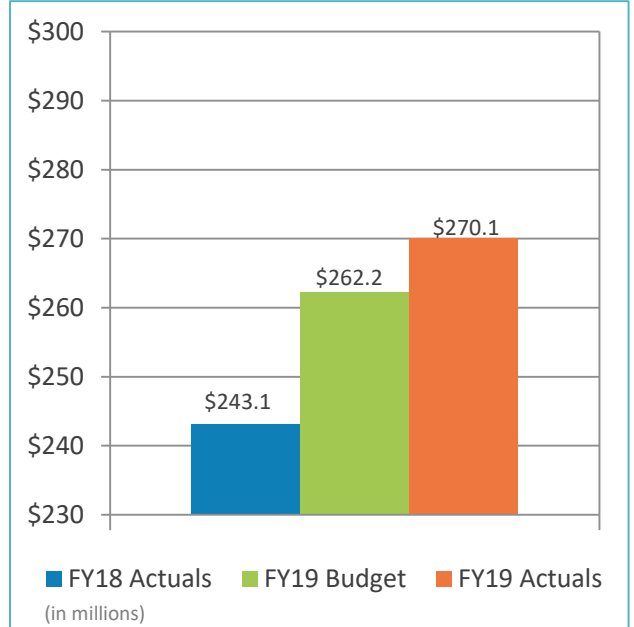


Total Operating Revenue (Unaudited)



FY19 YTD Act Vs.
FY18 YTD Act
11.1%

FY19 YTD Act Vs.
FY19 YTD Budget
3.0%

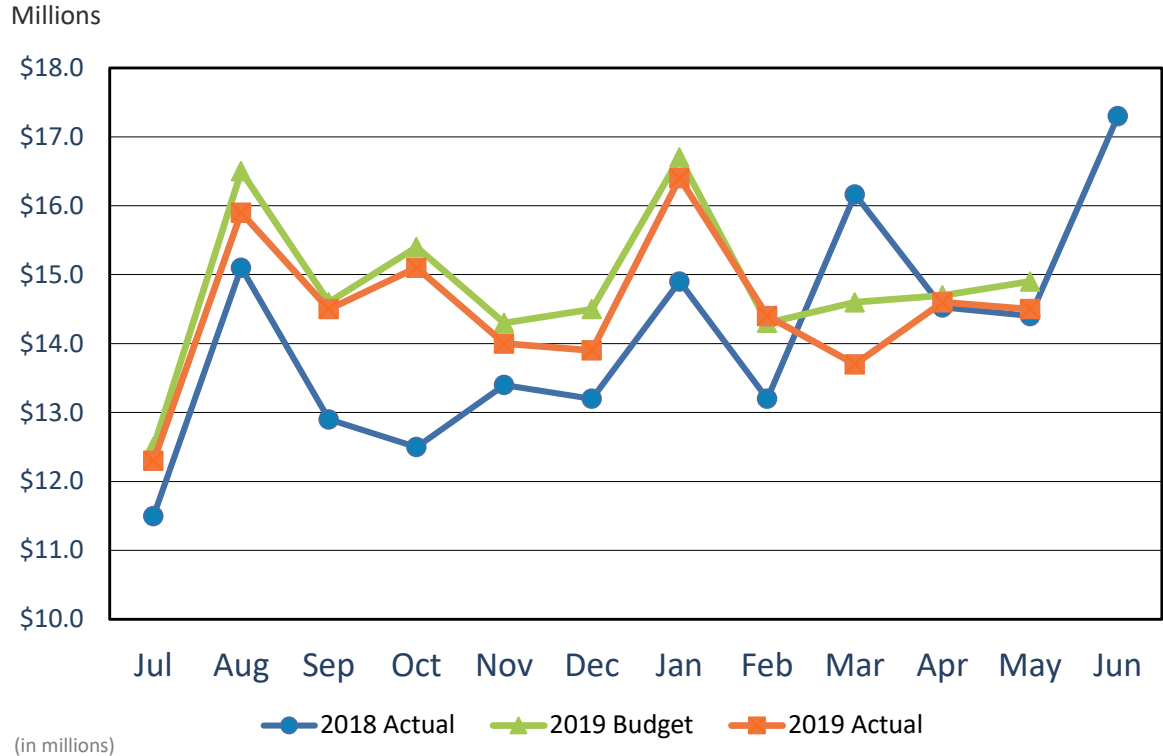


Operating Revenues

for the Eleven Months Ended May 31, 2019 (Unaudited)

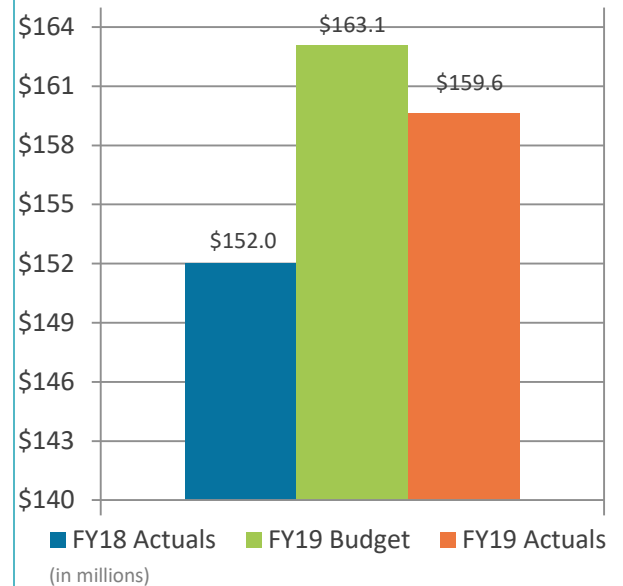
(In thousands)	Budget	Actual	Variance Favorable (Unfavorable)	% Change	Prior Year
Aviation	\$ 126,329	\$ 125,074	\$ (1,255)	(1)%	\$ 113,736
Terminal concessions	25,406	27,122	1,716	7%	25,734
Rental car	28,205	31,095	2,890	10%	28,254
Parking	42,007	42,424	417	1%	39,423
Other operating	40,253	44,417	4,164	10%	35,989
Total operating revenues	\$ 262,200	\$ 270,132	\$ 7,932	3%	\$ 243,136

Total Operating Expenses (Unaudited)



FY19 YTD Act Vs.
FY18 YTD Act
-5.0%

FY19 YTD Act Vs.
FY19 YTD Budget
2.1%



Operating Expenses

for the Eleven Months Ended May 31, 2019 (Unaudited)

(In thousands)	Budget	Actual	Variance Favorable (Unfavorable)	% Change	Prior Year
Salaries and benefits	\$ 44,511	\$ 43,486	\$ 1,025	2%	\$ 42,044
Contractual services	45,237	45,289	(52)	-	41,233
Safety and security	29,934	28,428	1,506	5%	27,714
Space rental	9,342	9,343	(1)	-	9,342
Utilities	12,286	12,211	75	1%	11,254
Maintenance	12,402	12,106	296	2%	11,529
Equipment and systems	285	316	(31)	(11)%	427
Materials and supplies	473	526	(53)	(11)%	535
Insurance	1,153	1,108	45	4%	1,011
Employee development and support	1,012	929	83	8%	1,101
Business development	2,848	2,376	472	17%	2,924
Equipment rental and repairs	3,582	3,453	129	4%	2,905
Total operating expenses	\$ 163,065	\$ 159,571	\$ 3,494	2%	\$ 152,019


Net Operating Income (Loss) Summary

for the Eleven Months Ended May 31, 2019 (Unaudited)

(In thousands)	Budget	Actual	Variance Favorable (Unfavorable)	%	Prior Year
Total operating revenues	\$ 262,200	\$ 270,132	\$ 7,932	3%	\$ 243,136
Total operating expenses	163,065	159,571	3,494	2%	152,019
Income from operations	99,135	110,561	11,426	12%	91,117
Depreciation	106,789	106,789	-	-	95,467
Operating income (loss)	\$ (7,654)	\$ 3,772	\$ 11,426	149%	\$ (4,350)

Nonoperating Revenues & Expenses for the Eleven Months Ended May 31, 2019 (Unaudited)

(In thousands)	Budget	Actual	Variance Favorable (Unfavorable)	% Change	Prior Year
Passenger facility charges	\$ 42,362	\$ 44,751	\$ 2,389	6%	\$ 42,674
Customer facility charges (Rental Car Center)	36,939	37,847	908	2%	37,255
Quieter Home Program, net	(2,949)	(3,109)	(160)	(5)%	(2,548)
Interest income	12,883	15,377	2,494	19%	11,939
Interest expense (net)	(63,571)	(63,965)	(394)	(1)%	(59,088)
Other nonoperating revenue (expense)	-	6,951	6,951	-	(3,946)
Nonoperating revenue, net	25,664	37,852	12,188	47%	26,286
Change in net position before grant contributions	18,010	41,624	23,614	131%	21,936
Capital grant contributions	7,720	7,837	117	2%	9,740
Change in net position	\$ 25,730	49,461	\$ 23,731	92%	\$ 31,676



**Statements of Net Position (Unaudited)
May 31, 2019 and 2018**

Statements of Net Position (Unaudited)

As of May 31, 2019 and 2018

(In Thousands)

	<u>2019</u>	<u>2018</u>
Assets and Deferred Outflows of Resources		
Current assets	\$ 134,253	\$ 117,411
Cash designated for capital projects and other	42,612	24,576
Restricted assets	457,318	527,386
Capital assets, net	1,726,329	1,691,526
Other assets	199,073	193,423
Deferred outflows of resources	24,668	22,268
Total assets and deferred outflows of resources	<u>\$ 2,584,253</u>	<u>\$ 2,576,590</u>

Statements of Net Position (Unaudited)

As of May 31, 2019 and 2018

(In Thousands)

	<u>2019</u>	<u>2018</u>
Liabilities and Deferred Inflows of Resources		
Current liabilities	\$ 62,164	\$ 65,361
Liabilities payable from restricted assets	55,560	50,154
Long term liabilities	1,600,220	1,641,279
Deferred inflows of resources	6,922	4,228
Total liabilities and deferred inflows of resources	<u>\$ 1,724,866</u>	<u>\$ 1,761,022</u>
Total net position	<u>\$ 859,387</u>	<u>\$ 815,568</u>



Questions?



SAN DIEGO
INTERNATIONAL AIRPORT
LET'S **GO.**

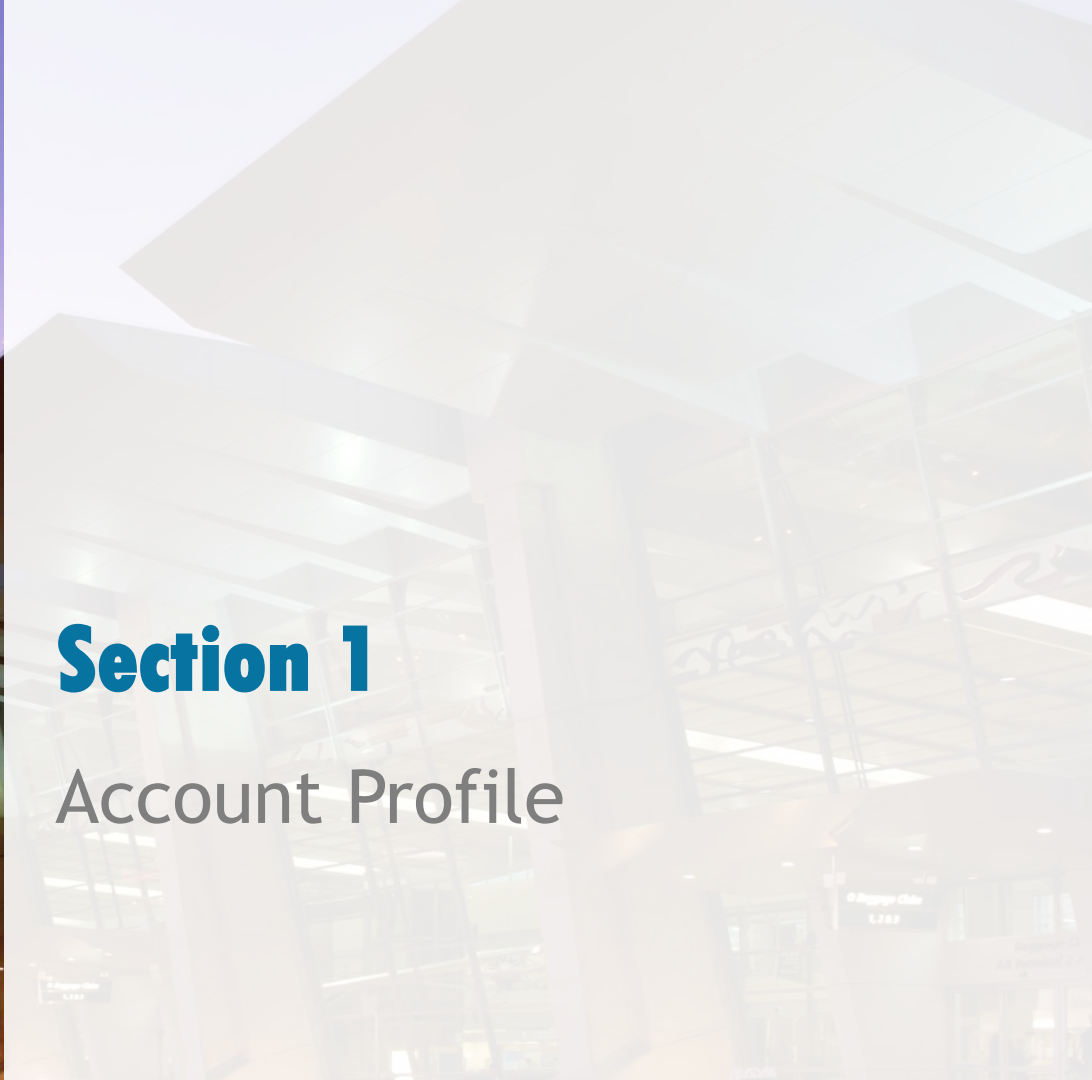
Investment Report

Period Ending
May 31, 2019



Section 1

Account Profile



Certification Page

This report is prepared for the San Diego County Regional Airport Authority (the “Authority”) in accordance with California Government Code Section 53646, which states that “the treasurer or chief fiscal officer may render a quarterly report to the chief executive officer, the internal auditor, and the legislative body of the local agency within 30 days following the end of the quarter covered by the report.”

The investment report was compiled in compliance with California Government Code 53646 and the Authority’s approved Investment Policy. All investment transactions made in the Authority’s portfolio during this period were made on behalf of the Authority. Sufficient liquidity and anticipated revenue are available to meet expenditure requirements for the next six months.



Scott Brickner, C.P.A.
Vice President, Chief Financial Officer
San Diego County Regional Airport Authority

Objectives

Investment Objectives

The San Diego County Regional Airport Authority's investment objectives, in order of priority, are to provide safety to ensure the preservation of capital in the overall portfolio, provide sufficient liquidity for cash needs and a market rate of return consistent with the investment program. In order to achieve these objectives, the portfolio invests in high quality fixed income securities consistent with the investment policy and California Government Code.

Portfolio Characteristics

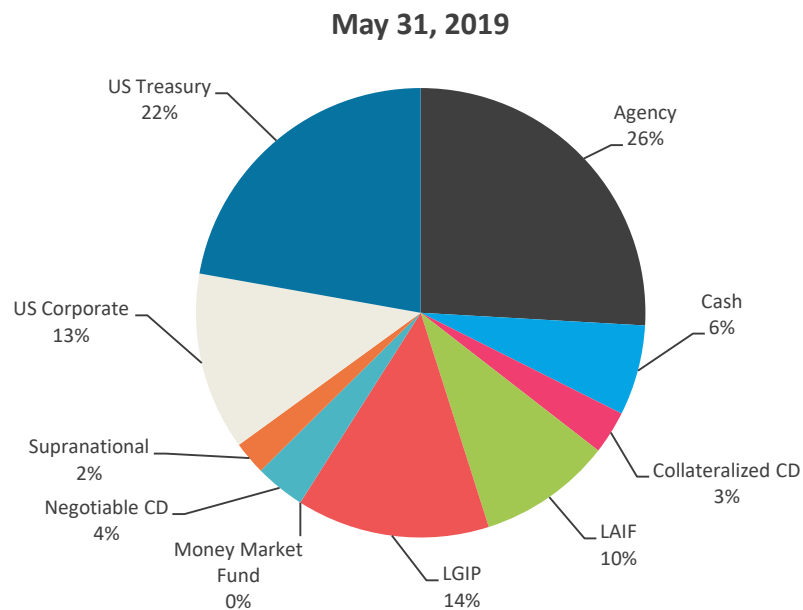
SDCRAA Consolidated

	5/31/2019	4/30/2019	Change
	Portfolio	Portfolio	Portfolio
Average Maturity (yrs)	1.38	1.37	0.01
Average Purchase Yield	2.20%	2.16%	0.04%
Average Market Yield	2.24%	2.35%	(0.11%)
Average Quality*	AA/Aa1	AA/Aa1	AA/Aa1
Unrealized Gains/Losses	2,981,405	953,470	2,027,935
Total Market Value	520,548,157	523,473,939	(2,925,782)

*Portfolio is S&P and Moody's, respectively.

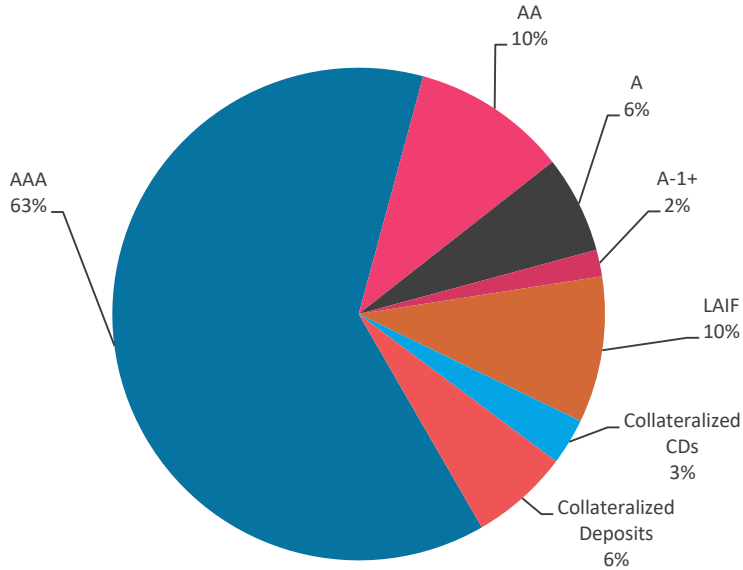
Sector Distribution

	May 31, 2019		April 30, 2019	
	Total Market Value	% of Portfolio	Total Market Value	% of Portfolio
Agency	134,700,747	25.9%	131,851,806	25.2%
Cash	33,606,427	6.5%	39,423,158	7.5%
Collateralized CD	15,899,025	3.1%	15,872,768	3.0%
LAIF	49,996,046	9.6%	49,892,436	9.5%
LGIP	72,575,502	13.9%	72,430,243	13.8%
Money Market Fund	206,132	0.0%	447,076	0.1%
Negotiable CD	18,856,550	3.6%	21,889,619	4.2%
Supranational	12,625,494	2.4%	12,521,091	2.4%
US Corporate	66,661,472	12.8%	67,803,198	13.0%
US Treasury	115,420,762	22.2%	111,342,544	21.3%
TOTAL	520,548,157	100.0%	523,473,939	100.0%



Quality & Maturity Distribution

May 31, 2019

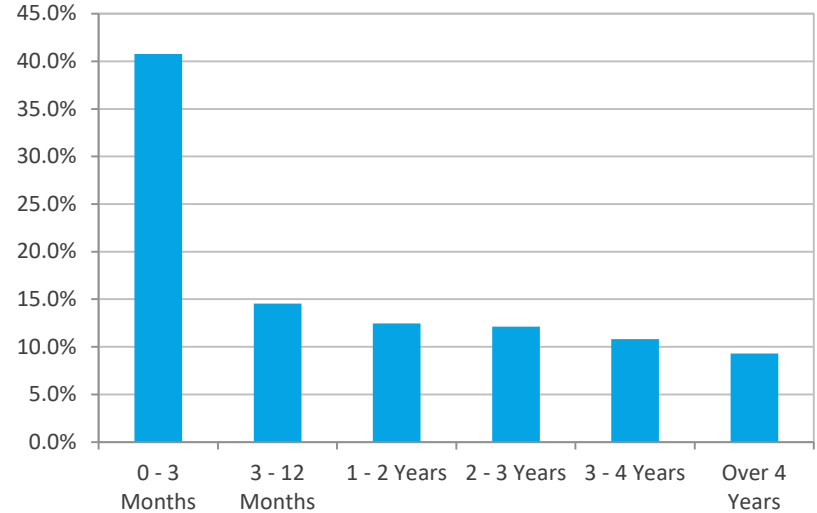


Notes:

Security ratings are based on the highest rating provided by Moody's, S&P and Fitch and is presented using the S&P ratings scale.

(1) Includes investments that have split ratings between S&P, Moody's and Fitch.

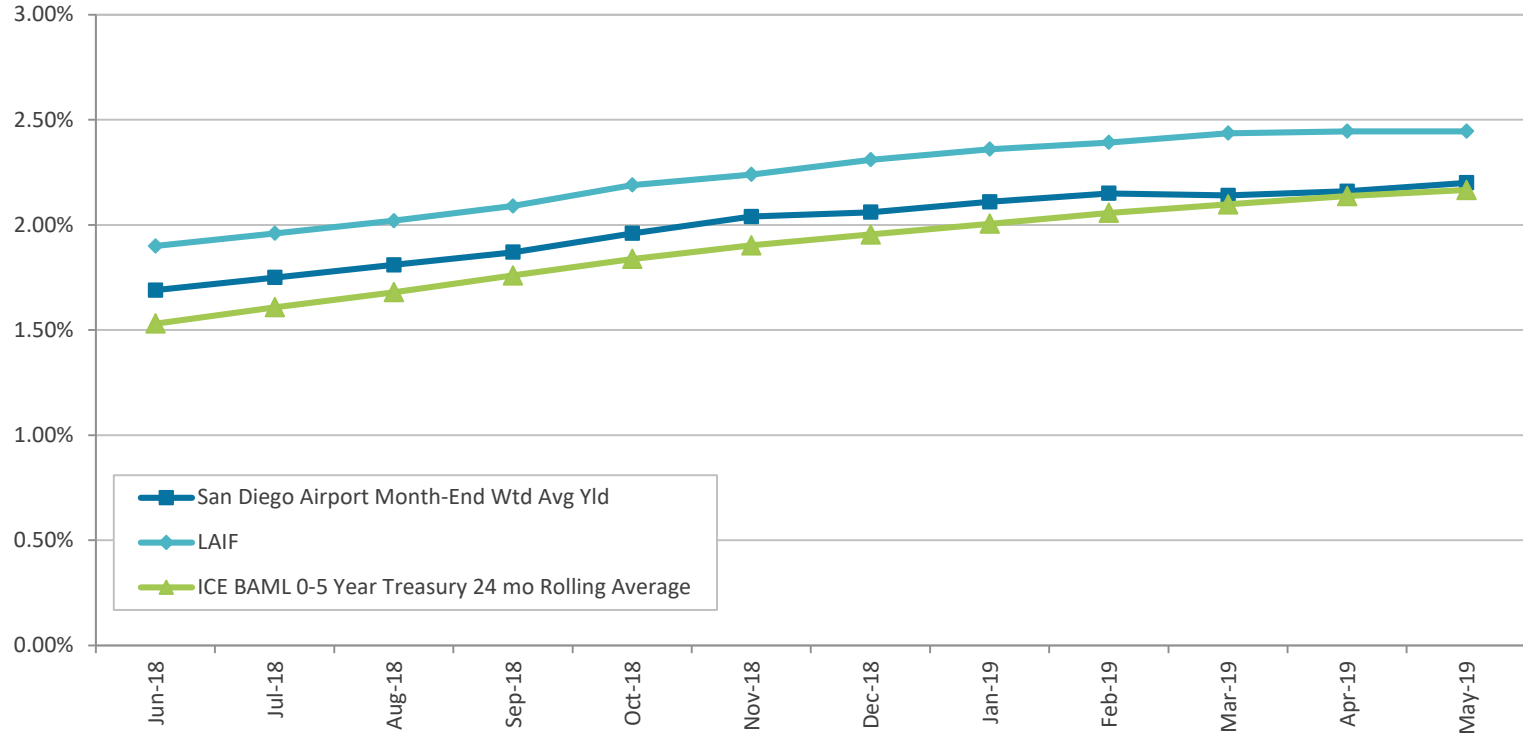
May 31, 2019



Notes:

(1) The 0-3 category includes investments held in LAIF, CalTrust, and the San Diego County Investment Pool.

Investment Performance





Section 2

Bond Proceeds

Bond Proceeds

Summary of 2010, 2013, 2014 & 2017 Bond Proceeds ⁽¹⁾

As of May 31, 2019
(in thousands)

	2014 Special Facility Revenue Bond	2010, 2013 and 2017 General Airport Revenue Bonds	Total Bond Proceeds	Yield	Rating
Project Fund					
LAIF	-	8,657	8,657	2.45%	N/R
SDCIP	-	46,274	46,274	2.44%	AAAf
Money Market Fund	-	337	337	2.30%	AAAm
	-	55,287	55,287	2.44%	
Debt Service Reserve & Coverage Funds					
SDCIP	29,503	80,256	109,759	2.44%	AAAf
Torrey Pines Bank CD	-	22,276	22,276	2.00%	N/R
	29,503	102,532	132,035	2.37%	
TOTAL	29,503	157,819	187,322	2.39%	

(1) Bond Proceeds are not included in deposit limits as applied to operating funds.
SDCIP Yield as of April 30, 2019

A low-angle photograph of a modern airport terminal building. The building features a complex, multi-tiered structure with large concrete overhangs and glass facades. The sky is bright and clear. A teal-colored overlay with a geometric pattern is positioned in the upper left quadrant, containing the text "Questions?".

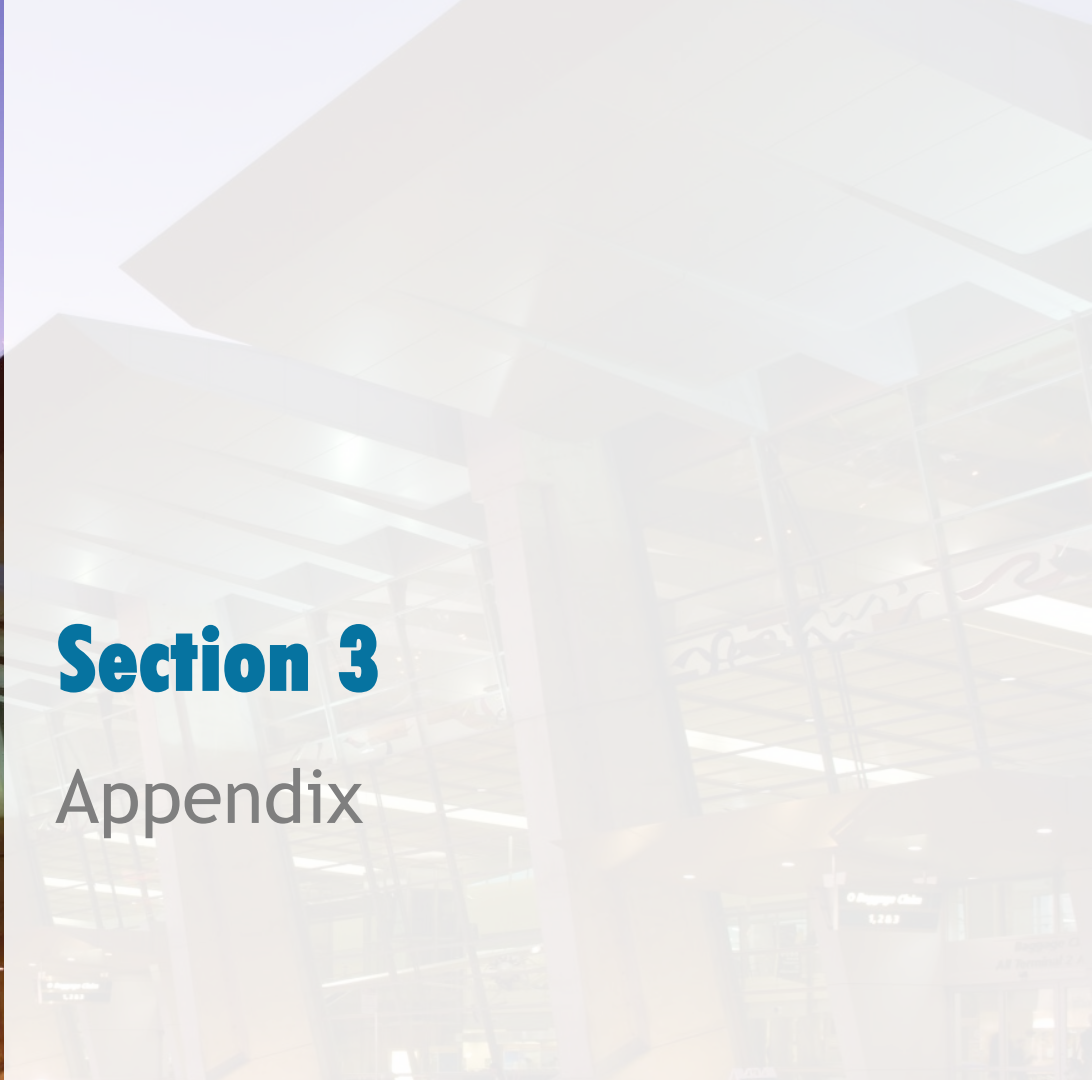
Questions?

● Ticketing
U S Airways



Section 3

Appendix



Compliance

May 31, 2019

This portfolio is a consolidation of assets managed by Chandler Asset Management and assets managed internally by SDCRAA. Chandler relies on SDCRAA to provide accurate information for reporting assets and producing this compliance statement.

Category	Standard	Comment
Treasury Issues	No Limit	Complies
Agency Issues	No Limit	Complies
Supranationals	"AA" rated or better by a Nationally Recognized Statistical Rating Organization ("NRSRO"); 30% maximum; 10% max per issuer; U.S. dollar denominated senior unsecured unsubordinated obligations issued or unconditionally guaranteed by the International Bank for Reconstruction and Development ("IBRD"), the International Finance Corporation ("IFC") or the Inter-American Development Bank ("IADB")	Complies
Municipal Issues	"A" rated or better by a NRSRO; 20% maximum; 5% max per issuer	Complies
Banker's Acceptances	"A-1" rated or equivalent or highest category by a NRSRO; 40% maximum; 5% max per bank; 180 days max maturity	Complies
Commercial Paper	"A-1" rated or equivalent by a NRSRO; or "A" rated issuer or equivalent by a NRSRO, if any long-term debt; 25% maximum; 5% max per issuer (combined with any other securities from that issuer); 270 days max maturity; Entity organized and operating in the U.S. as a general corporation and has total assets >\$500 million; or Entity is organized within the U.S. as a special purpose corporation, trust, or limited liability company and has credit enhancements including, but not limited to, over collateralization, letters of credit, or surety bond.	Complies
Negotiable Certificates of Deposit ("NCD")	"A" rated issuer or better by a NRSRO; 30% maximum; 5% max per issuer (combined with any other securities from that issuer); Issued by nationally or state-chartered bank, a state or federal savings institution or by a federally licensed or state licensed branch of a foreign bank.	Complies
Time Deposits/Certificates of Deposit/ Bank Deposit	Bank Deposits, including, demand deposit accounts, savings accounts, market rate accounts, and time certificates of deposits ("TCD") in financial institutions located in California. 20% maximum; 5% max per TCD issuer in excess of FDIC limit (combined with other securities from that issuer); 3 years max maturity; Financial institutions with net worth of \$10 million and total assets of \$50 million; Deposits in each bank limited to 5% max of the total assets of bank; To be eligible to receive Authority deposits, financial institution must have received a minimum overall satisfactory rating, under the Community Reinvestment Act, for meeting the credit needs of California Communities; Bank Deposits are required to be collateralized as specified by Cal. Gov. Code §53630 et seq.; Collateralization may be waived for any portion that is covered by FDIC	Complies
Medium Term Notes	"A" rated or better by a NRSRO; 20% maximum; 5% max per issuer (combined with any other securities from that issuer); Issued by corporations organized and operating within the U.S. or by depository institutions licensed by the U.S.	Complies
Money Market Funds	Highest rating or "AAA" rated by two NRSROs; or SEC registered investment adviser with assets under management in excess of \$500 million and experience greater than 5 years; 20% maximum; 10% per fund; 5% max of total fund balance	Complies
Repurchase Agreements	"A" rated or better by a NRSRO; 1 year max maturity; U.S. Treasury or Federal Agency collateral only	Complies
Local Agency Investment Fund (LAIF)	Max program limit for LAIF; Pursuant to California Gov. Code Section 16429.1	Complies
San Diego County Investment Pool (SDCIP)	Max program limit for LAIF	Complies
Local Government Investment Pool (LGIP)	Max program limit for LAIF	Complies
Prohibited	Inverse floaters, Range notes, Interest-only strips from mortgaged backed securities; Common stocks; Zero interest accrual securities	Complies
Average Maturity	3 years	Complies
Maximum maturity	5 years	Complies

Holdings Report

SDCRAA Consolidated - Account #10566

For the Month Ending May 31, 2019

CUSIP	Security Description	Par Value/Units	Purchase Date Book Yield	Book Value	Mkt Price Mkt YTM	Market Value Accrued Int.	% of Port. Gain/Loss	Moody/S&P Fitch	Maturity Duration
Agency									
3137EADK2	FHLMC Note 1.250% Due 08/01/2019	5,000,000.00	07/08/2016 0.82%	5,064,250.00	99.82 2.31%	4,991,140.00 20,833.33	0.96% (73,110.00)	Aaa / AA+ AAA	0.17 0.17
3135G0N33	FNMA Note 0.875% Due 08/02/2019	7,800,000.00	08/02/2016 0.93%	7,786,896.00	99.74 2.42%	7,779,610.80 22,560.42	1.50% (7,285.20)	Aaa / AA+ AAA	0.17 0.17
3130A8Y72	FHLB Note 0.875% Due 08/05/2019	12,000,000.00	10/21/2016 1.03%	11,948,160.00	99.73 2.40%	11,967,384.00 33,833.33	2.31% 19,224.00	Aaa / AA+ AAA	0.18 0.18
3135G0P49	FNMA Note 1.000% Due 08/28/2019	13,500,000.00	09/06/2016 1.06%	13,477,860.00	99.67 2.34%	13,454,856.00 34,125.00	2.59% (23,004.00)	Aaa / AA+ AAA	0.24 0.25
3130A9EP2	FHLB Note 1.000% Due 09/26/2019	10,000,000.00	10/07/2016 1.09%	9,972,700.00	99.55 2.41%	9,955,200.00 18,055.56	1.92% (17,500.00)	Aaa / AA+ AAA	0.32 0.32
3135G0T29	FNMA Note 1.500% Due 02/28/2020	13,035,000.00	02/28/2017 1.58%	13,003,050.30	99.46 2.23%	12,964,663.14 50,510.63	2.50% (38,387.16)	Aaa / AA+ AAA	0.75 0.73
313378J77	FHLB Note 1.875% Due 03/13/2020	3,000,000.00	05/16/2017 1.57%	3,025,080.00	99.68 2.29%	2,990,277.00 12,187.50	0.58% (34,803.00)	Aaa / AA+ NR	0.79 0.77
313370U55	FHLB Note 2.875% Due 09/11/2020	5,000,000.00	10/30/2018 2.90%	4,997,450.00	100.99 2.08%	5,049,720.00 31,944.44	0.98% 52,270.00	Aaa / AA+ AAA	1.28 1.24
3135G0U84	FNMA Note 2.875% Due 10/30/2020	5,000,000.00	10/30/2018 2.91%	4,996,750.00	101.13 2.06%	5,056,700.00 12,378.47	0.97% 59,950.00	Aaa / AA+ AAA	1.42 1.38
313371U79	FHLB Note 3.125% Due 12/11/2020	4,500,000.00	11/29/2018 2.86%	4,523,220.00	101.57 2.07%	4,570,825.50 66,406.25	0.89% 47,605.50	Aaa / AA+ AAA	1.53 1.47
3130AF5B9	FHLB Note 3.000% Due 10/12/2021	4,500,000.00	10/22/2018 3.05%	4,493,385.00	102.36 1.97%	4,606,402.50 18,375.00	0.89% 113,017.50	Aaa / AA+ NR	2.37 2.27

Holdings Report

SDCRAA Consolidated - Account #10566

For the Month Ending May 31, 2019

CUSIP	Security Description	Par Value/Units	Purchase Date Book Yield	Book Value	Mkt Price Mkt YTM	Market Value Accrued Int.	% of Port. Gain/Loss	Moody/S&P Fitch	Maturity Duration
3130AEBM1	FHLB Note 2.750% Due 06/10/2022	7,150,000.00	Various 2.82%	7,131,662.00	102.24 1.98%	7,310,424.55 93,396.88	1.42% 178,762.55	Aaa / AA+ NR	3.03 2.86
313383WD9	FHLB Note 3.125% Due 09/09/2022	4,000,000.00	09/27/2018 3.00%	4,019,040.00	103.51 2.01%	4,140,372.00 28,472.22	0.80% 121,332.00	Aaa / AA+ AAA	3.28 3.09
3130A3KM5	FHLB Note 2.500% Due 12/09/2022	6,000,000.00	08/16/2018 2.81%	5,924,640.00	101.70 2.00%	6,102,276.00 71,666.67	1.19% 177,636.00	Aaa / AA+ NR	3.53 3.32
313383QR5	FHLB Note 3.250% Due 06/09/2023	4,900,000.00	09/11/2018 2.97%	4,959,045.00	104.85 1.99%	5,137,855.80 76,086.11	1.00% 178,810.80	Aaa / AA+ NR	4.03 3.72
3133EJUS6	FFCB Note 2.875% Due 07/17/2023	6,000,000.00	02/07/2019 2.56%	6,078,480.00	103.56 1.97%	6,213,846.00 64,208.33	1.21% 135,366.00	Aaa / AA+ AAA	4.13 3.85
313383YJ4	FHLB Note 3.375% Due 09/08/2023	7,000,000.00	Various 2.65%	7,219,535.00	105.55 2.01%	7,388,815.00 54,468.75	1.43% 169,280.00	Aaa / AA+ NR	4.28 3.95
3130A0F70	FHLB Note 3.375% Due 12/08/2023	6,850,000.00	Various 2.75%	7,045,064.00	106.00 1.98%	7,260,931.50 111,098.44	1.42% 215,867.50	Aaa / AA+ AAA	4.53 4.14
3130AB3H7	FHLB Note 2.375% Due 03/08/2024	6,800,000.00	Various 2.36%	6,805,744.00	101.49 2.04%	6,901,605.60 37,234.72	1.33% 95,861.60	Aaa / AA+ NR	4.78 4.47
TOTAL Agency		132,035,000.00	2.00%	132,472,011.30	2.17%	133,842,905.39 857,842.05	25.88% 1,370,894.09	Aaa / AA+ Aaa	1.91 1.80
Cash									
PP2118\$00	U.S. Bank Checking Account	46,649.67	Various 0.00%	46,649.67	1.00 0.00%	46,649.67 0.00	0.01% 0.00	NR / NR NR	0.00 0.00

Holdings Report

SDCRAA Consolidated - Account #10566

For the Month Ending May 31, 2019

CUSIP	Security Description	Par Value/Units	Purchase Date Book Yield	Book Value	Mkt Price Mkt YTM	Market Value Accrued Int.	% of Port. Gain/Loss	Moody/S&P Fitch	Maturity Duration
Cash									
PP2118V\$7	EastWest Bank Deposit Account	26,639,554.19	Various 2.47%	26,639,554.19	1.00 2.47%	26,639,554.19 0.00	5.12% 0.00	NR / NR NR	0.00 0.00
PP2118V\$8	EastWest Bank Deposit Account	107,254.73	Various 1.81%	107,254.73	1.00 1.81%	107,254.73 0.00	0.02% 0.00	NR / NR NR	0.00 0.00
PP2118V\$9	U.S. Bank Checking Account	6,812,968.85	Various 0.00%	6,812,968.85	1.00 0.00%	6,812,968.85 0.00	1.31% 0.00	NR / NR NR	0.00 0.00
TOTAL Cash		33,606,427.44	1.96%	33,606,427.44	1.96%	33,606,427.44 0.00	6.46% 0.00	NR / NR NR	0.00 0.00
Collateralized CD									
PP2118V\$5	EastWest Bank Collateralized CD 1.550% Due 07/07/2019	10,687,669.17	Various 1.56%	10,687,669.17	100.00 1.56%	10,687,669.17 453.86	2.05% 0.00	NR / NR NR	0.10 0.10
PP2118\$02	EastWest Bank Collateralized CD 2.600% Due 10/24/2019	5,207,934.37	Various 2.60%	5,207,934.37	100.00 2.60%	5,207,934.37 2,967.81	1.00% 0.00	NR / NR NR	0.40 0.40
TOTAL Collateralized CD		15,895,603.54	1.90%	15,895,603.54	1.90%	15,895,603.54 3,421.67	3.05% 0.00	NR / NR NR	0.20 0.20
LAIF									
90LAIF\$00	Local Agency Investment Fund State Pool	49,792,880.66	Various 2.45%	49,792,880.66	1.00 2.45%	49,792,880.66 203,165.32	9.60% 0.00	NR / NR NR	0.00 0.00
TOTAL LAIF		49,792,880.66	2.45%	49,792,880.66	2.45%	49,792,880.66 203,165.32	9.60% 0.00	NR / NR NR	0.00 0.00

Holdings Report

SDCRAA Consolidated - Account #10566

For the Month Ending May 31, 2019

CUSIP	Security Description	Par Value/Units	Purchase Date Book Yield	Book Value	Mkt Price Mkt YTM	Market Value Accrued Int.	% of Port. Gain/Loss	Moody/S&P Fitch	Maturity Duration
Local Gov Investment Pool									
90SDCP\$00	County of San Diego Pooled Investment Pool	56,673,917.00	Various 2.44%	56,673,917.00	1.00 2.44%	56,673,917.00 0.00	10.89% 0.00	NR / NR AAA	0.00 0.00
09CATR\$04	CalTrust Short Term Fund	1,585,402.27	Various 2.53%	15,870,063.62	10.03 2.53%	15,901,584.76 0.00	3.05% 31,521.14	NR / AA NR	0.00 0.00
TOTAL Local Gov Investment Pool		58,259,319.27	2.46%	72,543,980.62	2.46%	72,575,501.76 0.00	13.94% 31,521.14	NR / AA Aaa	0.00 0.00
Money Market Fund FI									
262006307	Dreyfus Gov't Cash Management Money Market Fund	206,132.22	Various 2.02%	206,132.22	1.00 2.02%	206,132.22 0.00	0.04% 0.00	Aaa / AAA NR	0.00 0.00
TOTAL Money Market Fund FI		206,132.22	2.02%	206,132.22	2.02%	206,132.22 0.00	0.04% 0.00	Aaa / AAA NR	0.00 0.00
Negotiable CD									
83050FXT3	Skandinav Enskilda BK NY Yankee CD 1.840% Due 08/02/2019	5,750,000.00	08/04/2017 1.86%	5,747,757.50	99.87 2.57%	5,742,559.50 34,972.78	1.11% (5,198.00)	Aa3 / A+ AA-	0.17 0.17
89114MNQ6	Toronto Dominion Bank Yankee CD 3.090% Due 12/02/2019	5,000,000.00	11/29/2018 3.09%	5,000,000.00	100.00 3.09%	5,000,000.00 78,537.50	0.98% 0.00	P-1 / A-1+ F-1+	0.51 0.50
90333VK82	US Bank National Association Negotiable CD 2.450% Due 02/28/2020	4,000,000.00	02/28/2019 2.45%	4,000,000.00	100.00 2.45%	4,000,000.00 25,316.67	0.77% 0.00	P-1 / A-1+ F-1+	0.75 0.74

Holdings Report

SDCRAA Consolidated - Account #10566

For the Month Ending May 31, 2019

CUSIP	Security Description	Par Value/Units	Purchase Date Book Yield	Book Value	Mkt Price Mkt YTM	Market Value Accrued Int.	% of Port. Gain/Loss	Moody/S&P Fitch	Maturity Duration
Negotiable CD									
87019U6D6	Swedbank Inc Negotiable CD 2.270% Due 11/16/2020	4,000,000.00	11/17/2017 2.27%	4,000,000.00	99.28 2.77%	3,971,128.00 4,035.56	0.76% (28,872.00)	Aa3 / AA- AA-	1.47 1.45
TOTAL Negotiable CD		18,750,000.00	2.40%	18,747,757.50	2.73%	18,713,687.50 142,862.51	3.62% (34,070.00)	Aa2 / AA+ AA+	0.66 0.65
Supranational									
459058FZ1	Intl. Bank Recon & Development Note 1.875% Due 04/21/2020	3,000,000.00	04/28/2017 1.64%	3,020,550.00	99.67 2.25%	2,990,085.00 6,250.00	0.58% (30,465.00)	Aaa / AAA AAA	0.89 0.87
45950KCM0	International Finance Corp Note 2.250% Due 01/25/2021	2,125,000.00	02/13/2018 2.43%	2,113,992.50	100.30 2.06%	2,131,434.50 16,734.38	0.41% 17,442.00	Aaa / AAA NR	1.66 1.60
4581X0CV8	Inter-American Dev Bank Note 1.250% Due 09/14/2021	2,500,000.00	04/03/2018 2.66%	2,385,100.00	98.38 1.98%	2,459,450.00 6,684.03	0.47% 74,350.00	Aaa / NR NR	2.29 2.23
459058FY4	Intl. Bank Recon & Development Note 2.000% Due 01/26/2022	3,000,000.00	03/16/2018 2.73%	2,920,650.00	100.09 1.96%	3,002,685.00 20,833.33	0.58% 82,035.00	Aaa / NR AAA	2.66 2.55
4581X0CN6	Inter-American Dev Bank Note 1.750% Due 04/14/2022	2,000,000.00	09/27/2018 3.03%	1,914,620.00	99.34 1.99%	1,986,768.00 4,569.44	0.38% 72,148.00	Aaa / AAA AAA	2.87 2.78
TOTAL Supranational		12,625,000.00	2.45%	12,354,912.50	2.06%	12,570,422.50 55,071.18	2.43% 215,510.00	Aaa / AAA Aaa	2.03 1.97

Holdings Report

SDCRAA Consolidated - Account #10566

For the Month Ending May 31, 2019

CUSIP	Security Description	Par Value/Units	Purchase Date Book Yield	Book Value	Mkt Price Mkt YTM	Market Value Accrued Int.	% of Port. Gain/Loss	Moody/S&P Fitch	Maturity Duration
US Corporate									
89236TBP9	Toyota Motor Credit Corp Note 2.125% Due 07/18/2019	1,000,000.00	10/14/2016 1.50%	1,016,700.00	99.93 2.64%	999,303.00 7,850.69	0.19% (17,397.00)	Aa3 / AA- A+	0.13 0.13
06406HCW7	Bank of New York Callable Note Cont 8/11/2019 2.300% Due 09/11/2019	2,000,000.00	12/12/2016 1.88%	2,022,140.00	99.94 2.52%	1,998,714.00 10,222.22	0.39% (23,426.00)	A1 / A AA-	0.28 0.28
46625HKA7	JP Morgan Chase Callable Note Cont 12/23/2019 2.250% Due 01/23/2020	3,500,000.00	05/15/2017 2.15%	3,509,345.00	99.80 2.56%	3,493,000.00 28,000.00	0.68% (16,345.00)	A2 / A- AA-	0.65 0.63
166764BP4	Chevron Corp Note 1.991% Due 03/03/2020	3,500,000.00	05/15/2017 1.89%	3,509,660.00	99.70 2.40%	3,489,419.50 17,034.11	0.67% (20,240.50)	Aa2 / AA NR	0.76 0.74
30231GAG7	Exxon Mobil Corp Callable Note Cont 2/6/2020 1.912% Due 03/06/2020	3,000,000.00	07/28/2017 1.76%	3,011,430.00	99.67 2.35%	2,990,016.00 13,543.33	0.58% (21,414.00)	Aaa / AA+ NR	0.77 0.75
69371RN93	Paccar Financial Corp Note 2.800% Due 03/01/2021	1,000,000.00	04/03/2018 2.90%	997,270.00	100.67 2.41%	1,006,675.00 7,000.00	0.19% 9,405.00	A1 / A+ NR	1.75 1.69
911312BP0	UPS Note 2.050% Due 04/01/2021	2,280,000.00	11/14/2017 2.10%	2,276,397.60	99.52 2.32%	2,269,017.24 7,790.00	0.44% (7,380.36)	A1 / A+ NR	1.84 1.78
369550BE7	General Dynamics Corp Note 3.000% Due 05/11/2021	3,000,000.00	06/11/2018 3.14%	2,988,090.00	101.24 2.34%	3,037,182.00 5,000.00	0.58% 49,092.00	A2 / A+ NR	1.95 1.88
02665WBF7	American Honda Finance Note 1.650% Due 07/12/2021	2,000,000.00	07/02/2018 3.13%	1,915,520.00	98.45 2.40%	1,969,082.00 12,741.67	0.38% 53,562.00	A2 / A NR	2.12 2.05
594918BP8	Microsoft Callable Note Cont 7/8/21 1.550% Due 08/08/2021	3,000,000.00	09/15/2017 1.96%	2,954,280.00	98.54 2.24%	2,956,179.00 14,595.83	0.57% 1,899.00	Aaa / AAA AA+	2.19 2.12
69371RP42	Paccar Financial Corp Note 3.150% Due 08/09/2021	3,000,000.00	08/16/2018 3.09%	3,005,220.00	101.65 2.37%	3,049,575.00 29,400.00	0.59% 44,355.00	A1 / A+ NR	2.19 2.09

Holdings Report

SDCRAA Consolidated - Account #10566

For the Month Ending May 31, 2019

CUSIP	Security Description	Par Value/Units	Purchase Date Book Yield	Book Value	Mkt Price Mkt YTM	Market Value Accrued Int.	% of Port. Gain/Loss	Moody/S&P Fitch	Maturity Duration
74005PAZ7	Praxair Note 3.000% Due 09/01/2021	1,800,000.00	04/03/2018 2.96%	1,802,340.00	101.49 2.32%	1,826,767.80 13,500.00	0.35% 24,427.80	A2 / A NR	2.26 2.15
69353REY0	PNC Bank Callable Note Cont 11/09/2021 2.550% Due 12/09/2021	2,000,000.00	07/13/2018 3.28%	1,953,160.00	99.96 2.56%	1,999,264.00 24,366.67	0.39% 46,104.00	A2 / A A+	2.53 2.32
459200JQ5	IBM Corp Note 2.500% Due 01/27/2022	2,000,000.00	08/16/2018 3.12%	1,960,160.20	99.82 2.57%	1,996,370.00 17,222.22	0.39% 36,209.80	A1 / A A	2.66 2.53
037833AY6	Apple Inc Note 2.150% Due 02/09/2022	4,000,000.00	09/15/2017 2.10%	4,008,680.00	99.55 2.32%	3,981,864.00 26,755.56	0.77% (26,816.00)	Aa1 / AA+ NR	2.70 2.58
74005PBA1	Praxair Callable Note Cont 11/15/2021 2.450% Due 02/15/2022	1,000,000.00	06/11/2018 3.18%	974,800.00	100.41 2.28%	1,004,052.00 7,213.89	0.19% 29,252.00	A2 / A NR	2.72 2.36
69353RFB9	PNC Bank Callable Note Cont 1/18/2022 2.625% Due 02/17/2022	2,000,000.00	06/11/2018 3.35%	1,950,240.00	100.28 2.51%	2,005,606.00 15,166.67	0.39% 55,366.00	A2 / A A+	2.72 2.51
68389XBB0	Oracle Corp Callable Note Cont 3/15/2022 2.500% Due 05/15/2022	3,000,000.00	07/02/2018 3.24%	2,920,290.00	100.03 2.49%	3,000,990.00 3,333.33	0.58% 80,700.00	A1 / AA- A	2.96 2.68
00440EAU1	Chubb INA Holdings Inc Callable Note Cont 9/3/2022 2.875% Due 11/03/2022	2,000,000.00	09/27/2018 3.47%	1,955,180.00	101.23 2.48%	2,024,672.00 4,472.22	0.39% 69,492.00	A3 / A A	3.43 3.09
24422EUA5	John Deere Capital Corp Note 2.700% Due 01/06/2023	3,500,000.00	Various 3.22%	3,422,355.00	100.56 2.54%	3,519,512.50 38,062.50	0.68% 97,157.50	A2 / A A	3.61 3.37
89236TELS	Toyota Motor Credit Corp Note 2.700% Due 01/11/2023	2,000,000.00	07/13/2018 3.34%	1,946,860.00	100.47 2.56%	2,009,392.00 21,000.00	0.39% 62,532.00	Aa3 / AA- A+	3.62 3.39
44932HAH6	IBM Credit Corp Note 3.000% Due 02/06/2023	2,000,000.00	09/11/2018 3.34%	1,972,280.00	100.81 2.77%	2,016,100.00 19,166.67	0.39% 43,820.00	A1 / A A	3.69 3.43
084670BR8	Berkshire Hathaway Callable Note Cont 1/15/2023 2.750% Due 03/15/2023	2,000,000.00	07/13/2018 3.20%	1,961,020.00	100.92 2.48%	2,018,458.00 11,611.11	0.39% 57,438.00	Aa2 / AA A+	3.79 3.41

Holdings Report

SDCRAA Consolidated - Account #10566

For the Month Ending May 31, 2019

CUSIP	Security Description	Par Value/Units	Purchase Date Book Yield	Book Value	Mkt Price Mkt YTM	Market Value Accrued Int.	% of Port. Gain/Loss	Moody/S&P Fitch	Maturity Duration
931142EK5	Wal-Mart Stores Callable Note Cont 5/26/2023 3.400% Due 06/26/2023	2,000,000.00	09/27/2018 3.31%	2,008,020.00	103.89 2.37%	2,077,706.00 29,277.78	0.40% 69,686.00	Aa2 / AA AA	4.07 3.67
02665WCJ8	American Honda Finance Note 3.450% Due 07/14/2023	2,000,000.00	09/11/2018 3.42%	2,002,420.00	103.80 2.47%	2,075,926.00 26,258.33	0.40% 73,506.00	A2 / A NR	4.12 3.79
89236TFS9	Toyota Motor Credit Corp Note 3.350% Due 01/08/2024	2,000,000.00	02/07/2019 3.07%	2,025,380.00	103.36 2.57%	2,067,144.00 26,613.89	0.40% 41,764.00	Aa3 / AA- A+	4.61 4.20
91159HHV5	US Bancorp Callable Note Cont 1/5/2024 3.375% Due 02/05/2024	2,000,000.00	02/07/2019 3.19%	2,017,220.00	103.36 2.59%	2,067,198.00 21,937.50	0.40% 49,978.00	A1 / A+ AA-	4.69 4.20
097023CC7	Boeing Co Callable Note Cont 2/1/2024 2.800% Due 03/01/2024	3,200,000.00	02/27/2019 2.91%	3,183,392.00	100.84 2.61%	3,226,768.00 26,382.22	0.62% 43,376.00	A2 / A A	4.76 4.32
TOTAL US Corporate		65,780,000.00	2.78%	65,269,849.80	2.46%	66,175,953.04 485,518.41	12.81% 906,103.24	A1 / A+ A+	2.62 2.43
US Treasury									
912828G61	US Treasury Note 1.500% Due 11/30/2019	13,400,000.00	12/05/2016 1.46%	13,416,750.00	99.57 2.37%	13,342,420.20 549.18	2.56% (74,329.80)	Aaa / AA+ AAA	0.50 0.49
912828H52	US Treasury Note 1.250% Due 01/31/2020	7,000,000.00	01/09/2017 1.53%	6,940,820.31	99.29 2.33%	6,950,237.00 29,247.24	1.34% 9,416.69	Aaa / AA+ AAA	0.67 0.66
912828XE5	US Treasury Note 1.500% Due 05/31/2020	5,000,000.00	05/11/2017 1.58%	4,987,695.31	99.28 2.23%	4,964,060.00 204.92	0.95% (23,635.31)	Aaa / AA+ AAA	1.00 0.99
912828XM7	US Treasury Note 1.625% Due 07/31/2020	5,400,000.00	07/28/2017 1.56%	5,410,968.75	99.36 2.19%	5,365,197.00 29,330.80	1.04% (45,771.75)	Aaa / AA+ AAA	1.17 1.14
912828G3	US Treasury Note 1.750% Due 11/15/2020	7,700,000.00	11/20/2017 1.83%	7,683,156.25	99.53 2.08%	7,663,902.40 6,224.86	1.47% (19,253.85)	Aaa / AA+ AAA	1.46 1.43

Holdings Report

SDCRAA Consolidated - Account #10566

For the Month Ending May 31, 2019

CUSIP	Security Description	Par Value/Units	Purchase Date Book Yield	Book Value	Mkt Price Mkt YTM	Market Value Accrued Int.	% of Port. Gain/Loss	Moody/S&P Fitch	Maturity Duration
912828P87	US Treasury Note 1.125% Due 02/28/2021	8,500,000.00	10/13/2017 1.73%	8,331,992.19	98.49 2.01%	8,371,837.00 24,166.10	1.61% 39,844.81	Aaa / AA+ AAA	1.75 1.72
912828Q37	US Treasury Note 1.250% Due 03/31/2021	3,500,000.00	10/25/2017 1.84%	3,431,230.47	98.68 1.98%	3,453,926.00 7,411.20	0.66% 22,695.53	Aaa / AA+ AAA	1.84 1.80
912828WG1	US Treasury Note 2.250% Due 04/30/2021	7,700,000.00	11/20/2017 1.90%	7,789,632.81	100.53 1.97%	7,740,902.40 15,065.22	1.49% (48,730.41)	Aaa / AA+ AAA	1.92 1.86
912828D72	US Treasury Note 2.000% Due 08/31/2021	8,500,000.00	10/13/2017 1.81%	8,560,761.72	100.14 1.94%	8,511,619.50 42,961.96	1.64% (49,142.22)	Aaa / AA+ AAA	2.25 2.18
912828T67	US Treasury Note 1.250% Due 10/31/2021	7,700,000.00	11/20/2017 1.96%	7,492,761.72	98.41 1.92%	7,577,885.70 8,369.57	1.46% 85,123.98	Aaa / AA+ AAA	2.42 2.36
912828WZ9	US Treasury Note 1.750% Due 04/30/2022	2,750,000.00	11/17/2017 2.00%	2,720,781.25	99.54 1.91%	2,737,325.25 4,207.65	0.53% 16,544.00	Aaa / AA+ AAA	2.92 2.82
912828SV3	US Treasury Note 1.750% Due 05/15/2022	8,200,000.00	12/05/2017 2.09%	8,080,843.75	99.54 1.91%	8,162,526.00 6,629.08	1.57% 81,682.25	Aaa / AA+ AAA	2.96 2.86
912828XW5	US Treasury Note 1.750% Due 06/30/2022	8,200,000.00	12/05/2017 2.13%	8,063,546.88	99.57 1.89%	8,165,084.40 60,254.14	1.58% 101,537.52	Aaa / AA+ AAA	3.08 2.96
912828L24	US Treasury Note 1.875% Due 08/31/2022	8,200,000.00	12/05/2017 2.14%	8,101,984.38	99.89 1.91%	8,191,029.20 38,855.30	1.58% 89,044.82	Aaa / AA+ AAA	3.25 3.12
912828L57	US Treasury Note 1.750% Due 09/30/2022	10,500,000.00	01/19/2018 2.39%	10,204,277.34	99.49 1.91%	10,446,681.00 31,127.05	2.01% 242,403.66	Aaa / AA+ AAA	3.34 3.21

Holdings Report

SDCRAA Consolidated - Account #10566

For the Month Ending May 31, 2019

CUSIP	Security Description	Par Value/Units	Purchase Date Book Yield	Book Value	Mkt Price Mkt YTM	Market Value Accrued Int.	% of Port. Gain/Loss	Moody/S&P Fitch	Maturity Duration
912828V80	US Treasury Note 2.250% Due 01/31/2024	3,400,000.00	05/03/2019 2.37%	3,381,937.50	101.35 1.95%	3,445,954.40 25,570.44	0.67% 64,016.90	Aaa / AA+ AAA	4.67 4.38
TOTAL US Treasury		115,650,000.00	1.88%	114,599,140.63	2.04%	115,090,587.45 330,174.71	22.17% 491,446.82	Aaa / AA+ Aaa	2.11 2.04
TOTAL PORTFOLIO		502,600,363.13	2.20%	515,488,696.21	2.24%	518,470,101.50 2,078,055.85	100.00% 2,981,405.29	Aa1 / AA Aaa	1.38 1.31
TOTAL MARKET VALUE PLUS ACCRUALS						520,548,157.35			

Transactions Ledger

SDCRAA Consolidated - Account #10566

May 1, 2019 through May 30, 2019

Transaction Type	Settlement Date	CUSIP	Quantity	Security Description	Price	Acq/Disp Yield	Amount	Interest Pur/Sold	Total Amount	Gain/Loss
ACQUISITIONS										
Purchase	05/06/2019	912828V80	3,400,000.00	US Treasury Note 2.25% Due: 01/31/2024	99.469	2.37%	3,381,937.50	20,075.97	3,402,013.47	0.00
Purchase	05/22/2019	3130AB3H7	1,800,000.00	FHLB Note 2.375% Due: 03/08/2024	100.383	2.29%	1,806,894.00	8,787.50	1,815,681.50	0.00
	Subtotal		5,200,000.00				5,188,831.50	28,863.47	5,217,694.97	0.00
TOTAL ACQUISITIONS			5,200,000.00				5,188,831.50	28,863.47	5,217,694.97	0.00
DISPOSITIONS										
Maturity	05/03/2019	86563YVN0	3,000,000.00	Sumitomo Mitsui Bank NY Yankee CD 2.05% Due: 05/03/2019	100.000		3,000,000.00	0.00	3,000,000.00	0.00
Maturity	05/20/2019	89236TDE2	1,500,000.00	Toyota Motor Credit Corp Note 1.4% Due: 05/20/2019	100.000		1,500,000.00	0.00	1,500,000.00	1,410.00
	Subtotal		4,500,000.00				4,500,000.00	0.00	4,500,000.00	1,410.00
TOTAL DISPOSITIONS			4,500,000.00				4,500,000.00	0.00	4,500,000.00	1,410.00

Important Disclosures

2019 Chandler Asset Management, Inc, An Independent Registered Investment Adviser.

Information contained herein is confidential. Prices are provided by IDC, an independent pricing source. In the event IDC does not provide a price or if the price provided is not reflective of fair market value, Chandler will obtain pricing from an alternative approved third party pricing source in accordance with our written valuation policy and procedures. Our valuation procedures are also disclosed in Item 5 of our Form ADV Part 2A.

Performance results are presented gross-of-advisory fees and represent the client's Total Return. The deduction of advisory fees lowers performance results. These results include the reinvestment of dividends and other earnings. Past performance may not be indicative of future results. Therefore, clients should not assume that future performance of any specific investment or investment strategy will be profitable or equal to past performance levels. All investment strategies have the potential for profit or loss. Economic factors, market conditions or changes in investment strategies, contributions or withdrawals may materially alter the performance and results of your portfolio.

Index returns assume reinvestment of all distributions. Historical performance results for investment indexes generally do not reflect the deduction of transaction and/or custodial charges or the deduction of an investment management fee, the incurrence of which would have the effect of decreasing historical performance results. It is not possible to invest directly in an index.

Source ice Data Indices, LLC ("ICE"), used with permission. ICE permits use of the ICE indices and related data on an "as is" basis; ICE, its affiliates and their respective third party suppliers disclaim any and all warranties and representations, express and/or implied, including any warranties of merchantability or fitness for a particular purpose or use, including the indices, index data and any data included in, related to, or derived therefrom. Neither ICE data, its affiliates or their respective third party providers guarantee the quality, adequacy, accuracy, timeliness or completeness of the indices or the index data or any component thereof, and the indices and index data and all components thereof are provided on an "as is" basis and licensee's use it at licensee's own risk. ICE data, its affiliates and their respective third party do not sponsor, endorse, or recommend chandler asset management, or any of its products or services.

This report is provided for informational purposes only and should not be construed as a specific investment or legal advice. The information contained herein was obtained from sources believed to be reliable as of the date of publication, but may become outdated or superseded at any time without notice. Any opinions or views expressed are based on current market conditions and are subject to change. This report may contain forecasts and forward-looking statements which are inherently limited and should not be relied upon as indicator of future results. Past performance is not indicative of future results. This report is not intended to constitute an offer, solicitation, recommendation or advice regarding any securities or investment strategy and should not be regarded by recipients as a substitute for the exercise of their own judgment.

Fixed income investments are subject to interest, credit and market risk. Interest rate risk: the value of fixed income investments will decline as interest rates rise. Credit risk: the possibility that the borrower may not be able to repay interest and principal. Low rated bonds generally have to pay higher interest rates to attract investors willing to take on greater risk. Market risk: the bond market in general could decline due to economic conditions, especially during periods of rising interest rates.

Ratings information have been provided by Moody's, S&P and Fitch through data feeds we believe to be reliable as of the date of this statement, however we cannot guarantee its accuracy.

Security level ratings for U.S. Agency issued mortgage-backed securities ("MBS") reflect the issuer rating because the securities themselves are not rated. The issuing U.S. Agency guarantees the full and timely payment of both principal and interest and carries a AA+/Aaa/AAA by S&P, Moody's and Fitch respectively.

Benchmark Disclosures

ICE BAML 0-5 Yr US Treasury Index

The ICE BAML 0-5 Year US Treasury Index tracks the performance of US Dollar denominated Sovereign debt publicly issued by the US government in its domestic market with maturities less than three years. Qualifying securities must have at least 18 months to maturity at point of issuance, at least one month and less than five years remaining term to final maturity, a fixed coupon schedule and a minimum amount outstanding of \$1 billion. (Index: GVQA. Please visit www.mlindex.ml.com for more information)

ITEM 4



SAN DIEGO
INTERNATIONAL AIRPORT

LET'S **GO.**

Debt Update and Financing Timeline

Presented by:

John Dillon
Director

July 1, 2019

Agenda

- Current Debt Profile and Market Conditions
- Variable Debt
- 2020 Debt Issuance
- 2010 Bonds Refunding
- Projected Financing Timeline



Current Debt Profile

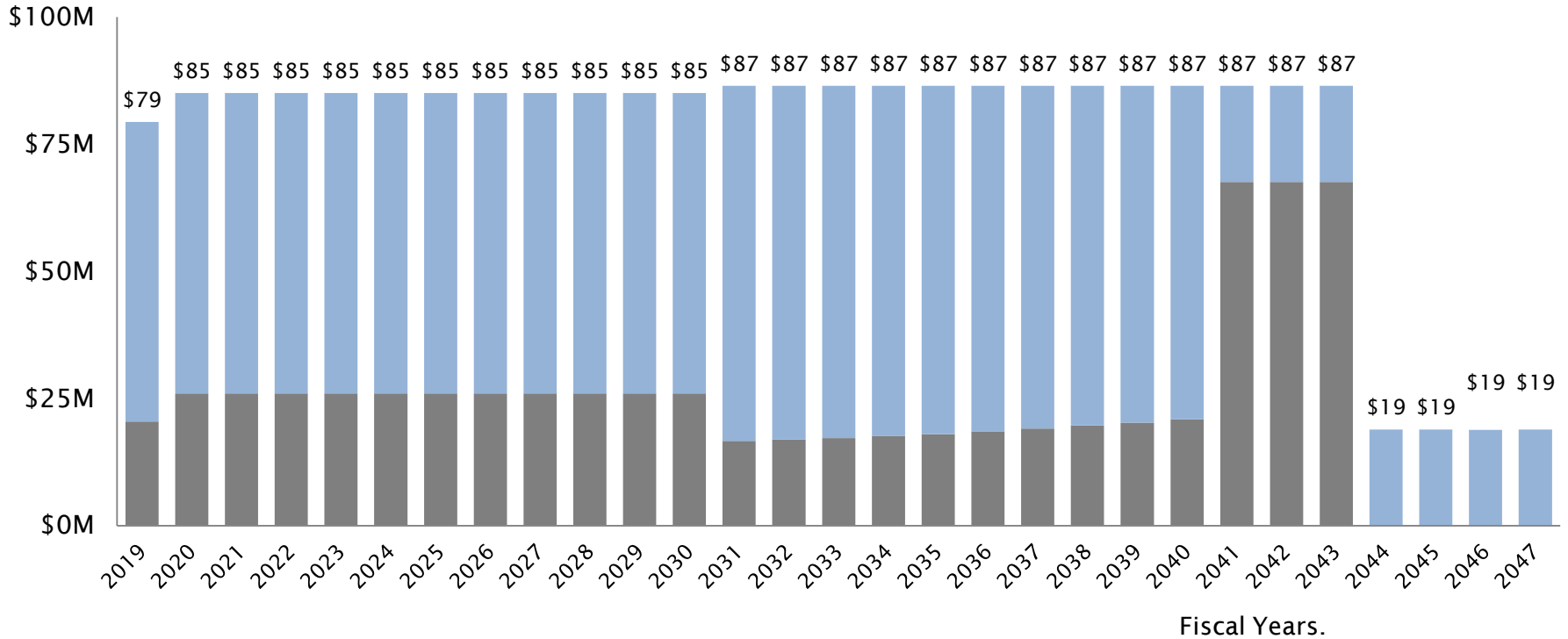


Outstanding Debt June 2019

Series	Call Date	Mode	Tax Status	Coupon Range	Callable	Non-Callable	Outstanding
Senior Lien General Airport Revenue Bonds (GARB)							
Series 2013A	07/01/23	Fixed	Non-AMT	3.500%-5.000%	\$87,990,000	\$11,580,000	\$99,570,000
Series 2013B	07/01/23	Fixed	AMT	4.000%-5.000%	\$246,625,000	\$24,875,000	\$271,500,000
Subordinate Lien GARB/Revolving Credit Facility							
Series 2017A	07/01/27	Fixed	Non-AMT	5.000%	\$118,365,000	\$23,355,000	\$143,720,000
Series 2017B	07/01/27	Fixed	AMT	5.000%	\$117,370,000	\$25,180,000	\$142,550,000
Series 2010A	07/01/20	Fixed	Non-AMT PAB	5.000%	\$259,390,000	\$17,925,000	\$277,315,000
Series 2010B	07/01/20	Fixed	Non-AMT	3.500%-5.000%	\$31,120,000	\$3,305,000	\$34,425,000
Series 2010C	07/01/20	Fixed	TX BABs	6.628%	\$215,360,000	-	\$215,360,000
Revolving Credit Facility	Any Reset Date	Variable	Non-AMT/ AMT/TX	Floating	\$13,700,000	-	\$13,700,000
Customer Facility Charges (CFC) Special Facility Bonds							
Series 2014A	07/01/24	Fixed	Non-AMT	5.000%	\$29,390,000	-	\$29,390,000
Series 2014B	07/01/24	Fixed	Taxable	2.537%-5.594%	\$232,580,000	\$37,375,000	\$270,315,000

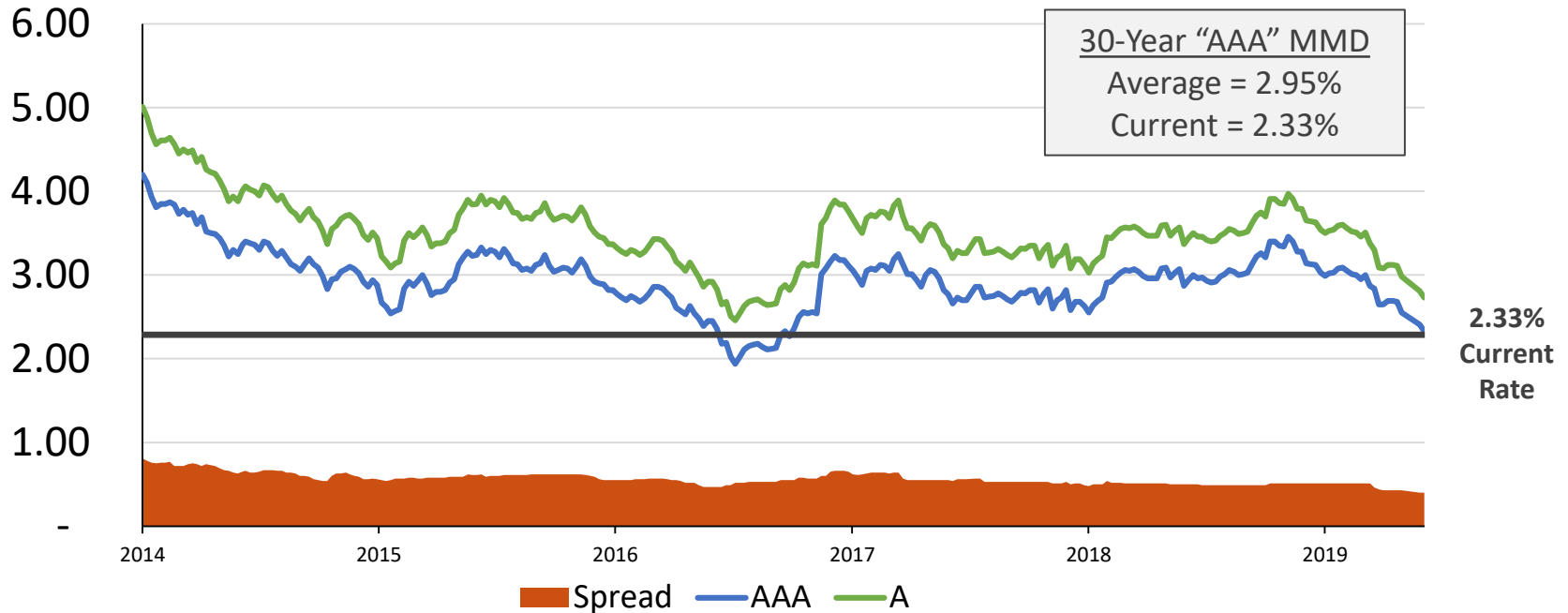
GARB Outstanding Debt Service

(in millions)



■ Senior ■ Subordinate

Market Update Long Term MMD Rates



Long term tax exempt interest rates have decreased throughout 2019 as demand has outpaced supply



Variable Rate Debt

Variable Debt Program

\$125 Million US Bank Revolving Line of Credit

- Outstanding \$13.7 million (AMT) of Revolving Obligations that funded various capital projects and which are being amortized through 2030
- Tax Exempt pricing: 83% of one-month LIBOR + 50 bps
- Taxable pricing: One-month LIBOR + 60 bps
- Unutilized Pricing: 30 bps
- The Revolving Credit Agreement expires on June 20, 2020

\$100 Million RBC Draw Down Bonds

- Non-AMT pricing: SIFMA + 69 bps
- AMT pricing: SIFMA + 78 bps
- Unutilized Pricing: 22.5 bps
- Draw Down Bond Agreement expires April 20 2020

Variable Debt Use

- Planned July 2019 Drawdown of \$35 million
 - ~\$35 Million spent to date on New Money Debt projects
 - Initial Drawdown on RBC Drawdown Bond facility based on favorable SIFMA rate
- Quarterly drawdowns until we issue New Money Bond Financing
 - monthly updates - finance committee
- Variable debt refunded with New Money Bond funds

Bond Issuance



SAN DIEGO
INTERNATIONAL AIRPORT.

LET'S GO.

Anticipated FY 2020 GARB Bond Issuance

Purpose	Size (millions)	Funding Strategy
<u>New Money</u> Debt Issuance*	\$300-350M	Favorable interest rate environment Maintains future financing flexibility
<u>Refunding</u> 2010 Bonds Refunding*	\$505.9M^	Economically beneficial

* Pending Board Approval

^ Maximum refunding amount. Authority may utilize cash reserves and reduce refunding par

New Money Bonds – Anticipated Major Projects

- FMD Facility
- Storm water infiltration Beds
- Solid Waste disposal recycling
- Rehabilitate Apron Pavement
- Triturator and vehicle wash facility
- Replace and refurbish Boarding Bridges
- Replace Baggage Screening
- Airline relocations
- AVSEC Network redesign

2010 Bonds Refunding Opportunity

- The 2010 bonds were issued with a 10-year par call
- Based on current market rates, significant savings are expected from the refunding
- Evaluating timing; we may undertake the refunding concurrently with the New Money Bond issuance
- Available cash reserves may be used to pay off a portion of the 2010 bonds

Projected Financing Timeline



SAN DIEGO
INTERNATIONAL AIRPORT.

LET'S GO.

Projected Financing Timeline

Summer 2019

Fall 2019

Winter 2019/2020

Spring 2020

Summer 2020

Variable Debt

Utilize variable debt for New Money Bond projects

RFP for new Variable Debt Program and Board Approval of new program

Bonds

modelling financing scenarios and identify preferred options

Select Lead Underwriter

Prepare documents for Debt issuance incl.
Feasibility Report
Official Statement
Indenture

Board approval
New Money Bonds
2010 Bonds refunding

Refund 2010 Bonds
Issue New Money Bonds



Questions?

EXECUTIVE COMMITTEE

Meeting Date: **JULY 1, 2019**

Subject:

Pre-Approval of Travel Requests and Approval of Business and Travel Expense Reimbursement Requests for Board Members, the President/CEO, the Chief Auditor and General Counsel

Recommendation:

Pre-approve Travel Requests and approve Business and Travel Expense Reimbursement Requests.

Background/Justification:

Authority Policies 3.30 (2)(b) and (4)(b) require that business expenses reimbursements of Board Members, the President/CEO, the Chief Auditor and the General Counsel be approved by the Executive Committee and presented to the Board for its information at its next regularly scheduled meeting.

Authority Policy 3.40 (2)(b) and (3)(b) require that travel expense reimbursements of Board Members, the President/CEO, the Chief Auditor and the General Counsel be approved by the Executive Committee and presented to the Board for its information at its next regularly scheduled meeting.

The attached reports are being presented to comply with the requirements of Policies 3.30 and 3.40.

Fiscal Impact:

Funds for Business and Travel expenses are included in the FY 2018-2019 Budget.

Environmental Review:

- A. This Board action is not a project that would have a significant effect on the environment as defined by the California Environmental Quality Act (CEQA), as amended. 14 Cal. Code Regs. §15378. This Board action is not a "project" subject to CEQA. Cal. Pub. Res. Code §21065.
- B. California Coastal Act Review: This Board action is not a "development" as defined by the California Coastal Act. Cal. Pub. Res. Code §30106.

Application of Inclusionary Policies:

Not applicable.

Prepared by:

TONY R. RUSSELL
DIRECTOR, BOARD SERVICES/AUTHORITY CLERK

TRAVEL REQUEST

K. BECKER

**SAN DIEGO COUNTY REGIONAL AIRPORT AUTHORITY
OUT-OF-TOWN TRAVEL REQUEST**

GENERAL INSTRUCTIONS:

- A. All travel requests must conform to applicable provisions of Policies 3.30 and 3.40.
- B. Personnel traveling at Authority expense shall, consistent with the provisions of Policies 3.30 and 3.40, use the most economical means available to affect the travel.

1. TRAVELER:

Travelers Name: Kimberly J. Becker Dept: 6

Position: Board Member President/CEO Gen. Counsel Chief Auditor

All other Authority employees (does not require executive committee administrator approval)

2. DATE OF REQUEST: 05/22/19 PLANNED DATE OF DEPARTURE/RETURN: 08/08/19 08/09/19

3. DESTINATIONS/PURPOSE (Provide detailed explanation as to the purpose of the trip— continue on extra sheets of paper as necessary):

Destination: Newport Beach, CA Purpose: CAC Board Meeting

4. PROJECTED OUT-OF-TOWN TRAVEL EXPENSES

A. TRANSPORTATION COSTS:

- AIRFARE \$ _____
- *RENTAL CAR (Must complete page 2) \$ _____
- OTHER TRANSPORTATION (Taxi, Train) \$ 100.00

B. LODGING \$ 225.00

C. MEALS \$ 50.00

D. SEMINAR AND CONFERENCE FEES \$ _____

E. ENTERTAINMENT (If applicable) \$ _____

F. OTHER INCIDENTAL EXPENSES \$ _____

TOTAL PROJECTED TRAVEL EXPENSE \$ 375.00

*Permitted in limited circumstances; must be pre-approved. Provide a copy of Out-of-Town Travel Request form to Risk Management prior to travel in order to obtain insurance identification card covering rental period.

CERTIFICATION BY TRAVELER By my signature below, I certify that the above listed out-of-town travel and associated expenses conform to the Authority's Policies 3.30 and 3.40 and are reasonable and directly related to the Authority's business.

Travelers Signature:  Date: 5/23/19

CERTIFICATION BY ADMINISTRATOR (Where Administrator is the Executive Committee, the Authority Clerk's signature is required).

By my signature below, I certify the following:

1. I have conscientiously reviewed the above out-of-town travel request and the details provided on the reverse.
2. The concerned out-of-town travel and all identified expenses are necessary for the advancement of the Authority's business and reasonable in comparison to the anticipated benefit to the Authority.
3. The concerned out-of-town travel and all identified expenses conform to the requirements and intent of Authority's Policies 3.30 and 3.40.

Administrator's Signature: _____ Date: _____

AUTHORITY CLERK CERTIFICATION ON BEHALF OF EXECUTIVE COMMITTEE

I, _____, hereby certify that this document was approved
(Please leave blank. Whoever clerk's the meeting will insert their name and title.)
by the Executive Committee at its _____ meeting.
(Leave blank and we will insert the meeting date.)

Casey Diane

From: Lina Bernal <lbernal@calstrat.com>
Sent: Friday, January 4, 2019 3:41 PM
To: Casey Diane
Subject: RE: 2019 CAC Meeting Schedule

Hi Di,

Happy new year to you! I just returned to the office yesterday, so my apologies for the belated reply.

I have tentative dates for 2019. We had to wait until ACI-NA/AAAE rescheduled the Washington, DC trip that's normally in mid-March, and the dates below haven't been reviewed by the Executive Committee. But please let me know if there are any conflicts:

Wednesday and Thursday, April 3-4 (Sacramento) *Board mtg*
Thursday and Friday, August 8-9 (location tbd) *ok Newport Beach, CA*
Wednesday and Thursday, November 13-14 (location tbd) *ok*

Thanks, and have a great weekend!

Lina

From: Casey Diane <dcasey@san.org>
Sent: Thursday, December 27, 2018 7:42 AM
To: Lina Bernal <lbernal@calstrat.com>
Subject: 2019 CAC Meeting Schedule

Good Morning Lina,

I hope you had a wonderful Christmas with your family and wonderful things happen for you in 2019!

I was wondering if you have a tentative schedule for Board meetings in 2019? I would love to get those on Kim's calendar (I can't believe how many meetings and conferences there are already scheduled for 2019).

Thanks and take care, Di



Diane Casey
Executive Assistant | Executive Office
San Diego County Regional Airport Authority
T 619.400.2445 | M 609.440.7479
dcasey@san.org

M. KERSEY

**SAN DIEGO COUNTY REGIONAL AIRPORT AUTHORITY
OUT-OF-TOWN TRAVEL REQUEST**

GENERAL INSTRUCTIONS:

- A. All travel requests must conform to applicable provisions of Policies 3.30 and 3.40.
- B. Personnel traveling at Authority expense shall, consistent with the provisions of Policies 3.30 and 3.40, use the most economical means available to affect the travel.

1. TRAVELER:

Travelers Name: Mark Kersey Dept: 2 – Board Services

Position: Board Member President/CEO Gen. Counsel Chief Auditor

All other Authority employees (does not require executive committee administrator approval)

2. DATE OF REQUEST: 6/7/19 PLANNED DATE OF DEPARTURE/RETURN: 9/21/19 / 9/25/19

3. DESTINATIONS/PURPOSE (Provide detailed explanation as to the purpose of the trip– continue on extra sheets of paper as necessary):

Destination: Washington, D.C. Purpose: S.D. Chamber Mission to Washington D.C.

Explanation: Attend conference.

4. PROJECTED OUT-OF-TOWN TRAVEL EXPENSES

A. TRANSPORTATION COSTS:

- AIRFARE \$ 750.00
- RENTAL CAR (Must complete page 2) \$ _____
- OTHER TRANSPORTATION (Taxi, Train) \$ 150.00

B. LODGING \$ 1,500.00

C. MEALS \$ 150.00

D. SEMINAR AND CONFERENCE FEES \$ 1,300.00

E. ENTERTAINMENT (If applicable) \$ _____

F. OTHER INCIDENTAL EXPENSES \$ 50.00

TOTAL PROJECTED TRAVEL EXPENSE \$ 3,900.00

CERTIFICATION BY TRAVELER By my signature below, I certify that the above listed out-of-town travel and associated expenses conform to the Authority's Policies 3.30 and 3.40 and are reasonable and directly related to the Authority's business.

Travelers Signature:  Date: 10/10/19

CERTIFICATION BY ADMINISTRATOR (Where Administrator is the Executive Committee, the Authority Clerk's signature is required).

By my signature below, I certify the following:

1. I have conscientiously reviewed the above out-of-town travel request and the details provided on the reverse.
2. The concerned out-of-town travel and all identified expenses are necessary for the advancement of the Authority's business and reasonable in comparison to the anticipated benefit to the Authority.
3. The concerned out-of-town travel and all identified expenses conform to the requirements and intent of Authority's Policies 3.30 and 3.40.

Administrator's Signature: _____ Date: _____

AUTHORITY CLERK CERTIFICATION ON BEHALF OF EXECUTIVE COMMITTEE

I, _____, hereby certify that this document was approved
(Please leave blank. Whoever clerk's the meeting will insert their name and title.)

by the Executive Committee at its _____ meeting.

(Leave blank and we will insert the meeting date.)

« All Events (<https://sdchamber.org/events/>)

2019 MISSION TO WASHINGTON D.C.

September 22 - September 25

Apply Now | Important Deadlines | Pre-Trip Orientation | Itinerary | Hotel Flights | Sponsorship | Cancellation Policy



Join the largest binational delegation to Washington, D.C. to voice your business needs and collaborate with San Diego's business leaders while meeting with the nation's top legislators and policy officials.

Attendees will have the unique opportunity to:

- **Participate in high-level meetings** with U.S. administration officials and agencies, such as Department of Transportation, U.S. Customs & Border Protection, Department of State, Housing & Urban Development and many others
- **Gain access** to our country's key decision makers and advocate for local and regional issues important to business growth and creation of jobs in the Cali-Baja region
- **Network and make invaluable connections** with elected officials on the local, state and federal level, as well as other community members

EVENT DETAILS

Date & Time: Sunday, September 22 (7:00 PM) – Wednesday, September 25 (12:00 PM), 2019

Location: W Hotel Washington D.C. | 515 15th St NW, Washington, DC 20004

Event Contact: Lisa Kelley | Ph: 619-544-1343 | Email: lkelly@sdchamber.org
(<mailto:lkelly@sdchamber.org>)

Para obtener información sobre cómo asistir "Misión a Washington DC" favor de comunicarse con Kenia: kzamarripa@sdchamber.org (mailto:kzamarripa@sdchamber.org).

IMPORTANT DATES & DEADLINES

- August 30 – Hotel room block closes at 6:00 PM
- September 6 – Last day to register without late fees
- September 18 – Pre-trip orientation for delegates at 10:00 AM at the Chamber office
- September 18 – Last day to submit an application for the trip

PRE-TRIP MEETING

Delegates are invited to attend the pre-trip meeting to receive full information and updates on the trip:

WEDNESDAY, SEPTEMBER 18 | 10:00 – 11:00 AM

Location: Chamber Office, 402 W Broadway, Ste. 1000, San Diego 92101

(<https://www.google.com/maps/dir//402+W+Broadway+%231000,+San+Diego,+CA+92101/@32.7162428,-117.1691516,17z/data=!4m16!1m7!3m6!1s0x80d954a979e0e74f:0x532e042dd4bacabb!2s402+W+Broadway+%231000,+San+Diego,+CA+92101!3b1!8m2!3d32.7162428!4d-117.1669629!4m7!1m0!1m5!1m1!1s0x80d954a979e0e74f:0x532e042dd4bacabb!2m2!1d-117.1669629!2d32.7162428>)

WHY ATTEND?

Not sure if the D.C. delegation is right for you? Read what our past delegates had to say about the trip's impact on their business:

"Effective communication is key to successfully delivering a unique binational project like Cross Border Xpress – the only border crossing of its kind in the world.

During the Chamber's delegation trips to Washington D.C., we were able to meet directly with leadership of several federal agencies that all had a role in the project, bringing the Cali-Baja perspective to decision makers 3,000 miles away.

It was great to have the backing of the Chamber and a unified voice of business leaders supporting the CBX and standing with us."



Stephanie Saathoff
President, The Clay Company
CBX Consulting Team Member

"The decisions made in Washington D.C. have a big impact on Baja economic dynamics. Joining the Chamber's delegation trip gives us the opportunity to make face-to-face connections with the policy makers influencing those decisions and remind them what's important to advancing our binational region's economic potential.

Being able to discuss issues directly with leadership is extremely valuable in ensuring the Baja business community's voice is heard."



Gabriel Camarena Salinas
Executive President, Consejo de Desarrollo Económico de Tijuana

"The Chamber's delegation trips to D.C. provide 2-1-1 San Diego, along with our partners throughout the region, the platform to have a collective voice on national issues that have an impact at a local level.

For us at 2-1-1, we've had the opportunity to sit face-to-face with leaders from various Congressional offices and agencies to talk about issues facing our sector and those we serve, in areas such as the military and veteran landscape, workforce development, housing, health and social services, and technology. This results in a unique opportunity to bring together our social and government sectors and provide collective solutions to systematic issues.

Understanding the importance of the whole community working together locally and nationally to solve important issues, it was priceless to have the support and guidance from the Chamber, its board, and members."



Meg Storer
Vice President of Community & Government Relations
2-1-1 San Diego

TRIP ITINERARY

We are still in the process of developing the agenda. For your traveling purposes, please plan to arrive in D.C. before the **Welcome Reception on Sunday, 09/22 at 7:00 PM**. The last meeting will end at around 10:00 AM on Wednesday, 9/25.

Click here (<https://sdchamber.org/wp-content/uploads/2016/02/DRAFT-Agenda-Delegates-2.pdf>) to view last year's trip itinerary.

HOTEL INFORMATION

W Hotel Washington D.C. (<https://www.marriott.com/event-reservations/reservation-link.mi?id=1546022106883&key=GRP&app=resvlink>)
515 15th St NW, Washington, DC 20004

We have secured a special room rate of \$349++ per night for standard rooms from September 22 to 25. Click here (<https://www.marriott.com/event-reservations/reservation-link.mi?id=1546022106883&key=GRP&app=resvlink>) to reserve online. If you wish to book additional room nights, please book the nights available via the link then contact Jennifer Ponticaccia (mailto: jennifer.ponticaccia1@whotels.com) to request for additional nights.

Reservations must be made by 6:00 pm (PST), Friday, August 30, 2019. After that date, the hotel will confirm reservations based on availability at the current rate.

FLYING TO D.C.

Airports:

- Ronald Reagan Washington National Airport – DCA
4.3 miles to hotel | Estimated taxi fare: \$20 (one way)
- Washington Dulles International Airport – IAD
26.5 miles to hotel | Estimated taxi fare: \$60 (one way)
- Baltimore/Washington International Thurgood Marshall Airport – BWI
34 miles to hotel | Estimated taxi fare: \$90 (one way)

Southwest Airlines, among others, offers nonstop flights to BWI Airport, which is a 45-minute drive to D.C. For those who prefer to arrive closer to the hotel – DCA Airport is a 15-minute drive to the hotel, but may not have nonstop flights.

Most delegates arrive in the afternoon on Sunday, 9/22, prior to the Welcome Reception at 7:00 PM and fly out the afternoon of Wednesday, 9/25.

Recommended Flight Options:

Sunday: SAN – BWI

Southwest #4672 (6:20 AM – 2:25 PM)

SAN – IAD

United Airlines #546 (8:00 AM – 3:51 PM)

Wednesday: BWI – SAN

Southwest #830 (11:35 AM – 2:00 PM)

Southwest #1703/1852 (4:50 PM – 8:35 PM)

IAD – SAN

United Airlines #231 (12:35 PM – 2:49 PM)

THANK YOU SPONSORS



Numerous sponsorship opportunities are available for this event. See our sponsorship package here (/wp-content/uploads/2016/02/Sponsorship-Package-compressed-1.pdf), and contact Sherman Stocker at sstocker@sdchamber.org (mailto:sstocker@sdchamber.org) or (619) 544-1354 for information.

APPLICATION & FEES

The participation fees below do not include hotel or airfare. Fees include hosted events and meetings.

Applications submitted by 7/26/19:

Chamber members: \$1,800

Additional attendee or spouse/companion: \$1,300

Non-members: \$2,800

Between 7/27/19 – 9/6/19:

Chamber members: \$2,300

Additional attendee or spouse/companion: \$1,300

Non-members: \$2,800

Between 09/7/19 – 09/18/19:

All applicants: \$3200

APPLICATIONS CLOSE AT 6:00 PM ON WEDNESDAY, SEPTEMBER 18, 2019.

APPLY NOW!
([HTTP://WWW.CVENT.COM/D/76QZ0D/4W](http://www.cvent.com/D/76QZ0D/4W))

CANCELLATION POLICY

If canceled by September 6, 100% of the registration fee will be refunded.

If canceled between September 7 – 13, 75% of the registration fee will be refunded.

If canceled after September 13, 50% of the registration fee will be refunded.

*To request a cancellation, please send an email to ktran@sdchamber.org
(mailto:ktran@sdchamber.org).*

+ GOOGLE CALENDAR (HTTPS://WWW.GOOGLE.COM/CALENDAR/EVENT?ACTION=TEMPLATE&TEXT=2019+MISSION+TO+WASHINGTON+D.C.&DATES=20190922/20190926&DETAILS=APPLY+NOW%C2%A0%7C%C2%A0IMPORTANT+DEADLINES%C2%A0%7C%A0PRE-TRIP+ORIENTATION%C2%A0%7C%A0ITINERARY%C2%A0%7C%A0HOTEL%0AFLIGHTS%C2%A0%7C%A0SPONSORSHIP%C2%A0%7C%A0CANCELLATION+POLICY+%0A%0A+++%0A+++%0A++++%0A++++%0A++++%0A++++%0A+++%0A%0AJJOIN+THE+LARGEST+BINATIONAL+DELEGATION+TO+WASHINGTON%2C+D.C.+TO+VOICE+YOUR+BUSINESS%C2%A0NEEDS+AND%C2%A0COLLABORATE+WITH+SAN+DIEGO%26%238217%3BS+BUSINESS+LEADERS+WHILE+MEETING+WITH+THE+NATION%26%238217%3B5+TOP+LEGISLATORS+AND+POLICY+OFFICIALS.+%0AATTENDEES+WILL+HAVE+THE+UNIQUE+OPPORTUNITY+TO%3A+%0A%0APARTICIPATE+IN+HIGH-LEVEL+MEETINGS+WITH+U.S.+ADMINISTRATION+OFFICIALS+AND+AGENCIES%2C+SUCH+AS+DEPARTMENT+OF+TRANSPORTATION%2C+U.S.+CUSTOMS+%26%3B+BORDER+PROTECTION%2C+DEPARTMENT+OF+STATE%2C+HOUSING+%26AMP%3B+URBAN+DEVELOPMENT+AND+MANY+OTHERS%0AGAIN+ACCESS+TO+OUR+COUNTRY%E2%80%995+KEY+DECISION+MAKERS+AND+ADVOCATE+FOR+LOCAL+AND+REGIONAL+ISSUES+IMPORTANT+TO+BUSINESS+GROWTH+AND+CREATION+OF+JOBS+IN+THE+BAJA+REGION%0ANETWORK+AND+MAKE+INVALUABLE+CONNECTIONS%C2%A0WITH+ELECTED+OFFICIALS+ON+THE+LOCAL%2C+STATE+AND+FEDERAL+LEVI2C+AS+WELL+AS+OTHER+COMMUNITY+MEMBERS%0A%0A0AEVENT+DETAILS%0A%0ADATE++%28VIEW+FULL+EVENT+DESCRIPTION+HERE%3A+HTTPS%3A%2FSDCHAMBER.ORG%2FEVENT%2FDC2019%2F%29&LOCATION&TRP=FALSE&SPROP=WEBSITE:HTTPS://SDCHAMBER.ORG&CTZ=AMERICA%2FLOS_ANGELES+ICAL EXPORT (HTTPS://SDCHAMBER.ORG/EVENT/DC2019/?ICAL=1&TRIBE_DISPLAY=)

Details

Start:
September 22 (2019-09-22)
End:
September 25 (2019-09-25)


Event Categories:
International
(<https://sdchamber.org/events/category/international/>),
Networking
(<https://sdchamber.org/events/category/networking/>),
Policy
(<https://sdchamber.org/events/category/policy/>),
Signature
(<https://sdchamber.org/events/category/signature/>)

Event Tags:
chamber
(<https://sdchamber.org/tag/chamber/>),
featured-chamber
(<https://sdchamber.org/tag/featured-chamber/>)

Organizer

Katie Tran
Phone:
619.544.1370
Email:
ktran@sdchamber.org


Related Events



(<https://sdchamber.org/event/education-workforce-development-committee-13-2019-12-18/2019-12-18/>)

Education & Workforce Development Roundtable
(<https://sdchamber.org/event/education-workforce-development-committee-13-2019-12-18/2019-12-18/>)


December 18
Recurring Event (See all)
(<https://sdchamber.org/event/education-workforce-development-committee-13-2019-12-18/2019-12-18/>)



(<https://sdchamber.org/event/infrastructure-housing-land-use-committee-12/2019-10-15/>)

Infrastructure, Housing & Land Use Committee
(<https://sdchamber.org/event/infrastructure-housing-land-use-committee-12/2019-10-15/>)
October 15

Recurring Event (See all)
(<https://sdchamber.org/event/infrastructure-housing-land-use-committee-12/all/>)



Business After Five Mixer with The Guild Hotel
(<https://sdchamber.org/event/guildhotel/>)

August 8 @ 5:30 pm - 7:30 pm

P. ROBINSON

**SAN DIEGO COUNTY REGIONAL AIRPORT AUTHORITY
OUT-OF-TOWN TRAVEL REQUEST**

GENERAL INSTRUCTIONS:

- A. All travel requests must conform to applicable provisions of Policies 3.30 and 3.40.
- B. Personnel traveling at Authority expense shall, consistent with the provisions of Policies 3.30 and 3.40, use the most economical means available to affect the travel.

1. TRAVELER:

Travelers Name: Paul Robinson Dept: 2 – Board Services

Position: Board Member President/CEO Gen. Counsel Chief Auditor

All other Authority employees (does not require executive committee administrator approval)

2. DATE OF REQUEST: 6/7/19 **PLANNED DATE OF DEPARTURE/RETURN:** 9/21/19 / 9/25/19

3. DESTINATIONS/PURPOSE (Provide detailed explanation as to the purpose of the trip– continue on extra sheets of paper as necessary):

Destination: Washington, D.C. Purpose: S.D. Chamber Mission to Washington D.C.
Explanation: Attend conference.

4. PROJECTED OUT-OF-TOWN TRAVEL EXPENSES

A. TRANSPORTATION COSTS:

- AIRFARE \$ 750.00
- RENTAL CAR (Must complete page 2) \$ _____
- OTHER TRANSPORTATION (Taxi, Train) \$ 150.00

B. LODGING \$ 1,500.00

C. MEALS \$ 150.00

D. SEMINAR AND CONFERENCE FEES \$ 1,800.00

E. ENTERTAINMENT (If applicable) \$ _____

F. OTHER INCIDENTAL EXPENSES \$ 50.00

TOTAL PROJECTED TRAVEL EXPENSE \$ 4,400.00

CERTIFICATION BY TRAVELER By my signature below, I certify that the above listed out-of-town travel and associated expenses conform to the Authority's Policies 3.30 and 3.40 and are reasonable and directly related to the Authority's business.

Travelers Signature:  Date: 6/7/19

CERTIFICATION BY ADMINISTRATOR (Where Administrator is the Executive Committee, the Authority Clerk's signature is required).

By my signature below, I certify the following:

1. I have conscientiously reviewed the above out-of-town travel request and the details provided on the reverse.
2. The concerned out-of-town travel and all identified expenses are necessary for the advancement of the Authority's business and reasonable in comparison to the anticipated benefit to the Authority.
3. The concerned out-of-town travel and all identified expenses conform to the requirements and intent of Authority's Policies 3.30 and 3.40.

Administrator's Signature: _____ Date: _____

AUTHORITY CLERK CERTIFICATION ON BEHALF OF EXECUTIVE COMMITTEE

I, _____, hereby certify that this document was approved
(Please leave blank. Whoever clerk's the meeting will insert their name and title.)
by the Executive Committee at its _____ meeting.
(Leave blank and we will insert the meeting date.)

« All Events (<https://sdchamber.org/events/>)

2019 MISSION TO WASHINGTON D.C.

September 22 - September 25

Apply Now | Important Deadlines | Pre-Trip Orientation | Itinerary | Hotel Flights | Sponsorship | Cancellation Policy



Join the largest binational delegation to Washington, D.C. to voice your business needs and collaborate with San Diego's business leaders while meeting with the nation's top legislators and policy officials.

Attendees will have the unique opportunity to:

- Participate in high-level meetings with U.S. administration officials and agencies, such as Department of Transportation, U.S. Customs & Border Protection, Department of State, Housing & Urban Development and many others
- Gain access to our country's key decision makers and advocate for local and regional issues important to business growth and creation of jobs in the Cali-Baja region
- Network and make invaluable connections with elected officials on the local, state and federal level, as well as other community members

EVENT DETAILS

Date & Time: Sunday, September 22 (7:00 PM) – Wednesday, September 25 (12:00 PM), 2019

Location: W Hotel Washington D.C. | 515 15th St NW, Washington, DC 20004

Event Contact: Lisa Kelley | Ph: 619-544-1343 | Email: lkelly@sdchamber.org
(<mailto:lkelly@sdchamber.org>)

Para obtener información sobre cómo asistir "Misión a Washington DC" favor de comunicarse con Kenia: kzamarripa@sdchamber.org (mailto:kzamarripa@sdchamber.org).

IMPORTANT DATES & DEADLINES

- August 30 – Hotel room block closes at 6:00 PM
- September 6 – Last day to register without late fees
- September 18 – Pre-trip orientation for delegates at 10:00 AM at the Chamber office
- September 18 – Last day to submit an application for the trip

PRE-TRIP MEETING

Delegates are invited to attend the pre-trip meeting to receive full information and updates on the trip:

WEDNESDAY, SEPTEMBER 18 | 10:00 – 11:00 AM

Location: Chamber Office, 402 W Broadway, Ste. 1000, San Diego 92101

(<https://www.google.com/maps/dir//402+W+Broadway+%231000,+San+Diego,+CA+92101/@32.7162428,-117.1691516,17z/data=!4m16!1m7!3m6!1s0x80d954a979e0e74f:0x532e042dd4bacabb!2s402+W+Broadway+%231000,+San+Diego,+CA+92101!3b1!8m2!3d32.7162428!4d-117.1669629!4m7!1m0!1m5!1m1!1s0x80d954a979e0e74f:0x532e042dd4bacabb!2m2!1d-117.1669629!2d32.7162428>)

WHY ATTEND?

Not sure if the D.C. delegation is right for you? Read what our past delegates had to say about the trip's impact on their business:

"Effective communication is key to successfully delivering a unique binational project like Cross Border Xpress – the only border crossing of its kind in the world.

During the Chamber's delegation trips to Washington D.C., we were able to meet directly with leadership of several federal agencies that all had a role in the project, bringing the Cali-Baja perspective to decision makers 3,000 miles away.

It was great to have the backing of the Chamber and a unified voice of business leaders supporting the CBX and standing with us."



Stephanie Saathoff
President, The Clay Company
CBX Consulting Team Member

"The decisions made in Washington D.C. have a big impact on Baja economic dynamics. Joining the Chamber's delegation trip gives us the opportunity to make face-to-face connections with the policy makers influencing those decisions and remind them what's important to advancing our binational region's economic potential.

Being able to discuss issues directly with leadership is extremely valuable in ensuring the Baja business community's voice is heard."



Gabriel Camarena Salinas

Executive President, Consejo de Desarrollo Económico de Tijuana

"The Chamber's delegation trips to D.C. provide 2-1-1 San Diego, along with our partners throughout the region, the platform to have a collective voice on national issues that have an impact at a local level.

For us at 2-1-1, we've had the opportunity to sit face-to-face with leaders from various Congressional offices and agencies to talk about issues facing our sector and those we serve, in areas such as the military and veteran landscape, workforce development, housing, health and social services, and technology. This results in a unique opportunity to bring together our social and government sectors and provide collective solutions to systematic issues.

Understanding the importance of the whole community working together locally and nationally to solve important issues, it was priceless to have the support and guidance from the Chamber, its board, and members."



Meg Storer

Vice President of Community & Government Relations
2-1-1 San Diego

TRIP ITINERARY

We are still in the process of developing the agenda. For your traveling purposes, please plan to arrive in D.C. before the **Welcome Reception on Sunday, 09/22 at 7:00 PM**. The last meeting will end at around 10:00 AM on Wednesday, 9/25.

Click here (<https://sdchamber.org/wp-content/uploads/2016/02/DRAFT-Agenda-Delegates-2.pdf>) to view last year's trip itinerary.

HOTEL INFORMATION

W Hotel Washington D.C. (<https://www.marriott.com/event-reservations/reservation-link.mi?id=1546022106883&key=GRP&app=resvlink>)
515 15th St NW, Washington, DC 20004

We have secured a special room rate of \$349++ per night for standard rooms from September 22 to 25. Click here (<https://www.marriott.com/event-reservations/reservation-link.mi?id=1546022106883&key=GRP&app=resvlink>) to reserve online. If you wish to book additional room nights, please book the nights available via the link then contact Jennifer Ponticaccia (mailto: jennifer.ponticaccia1@whotels.com) to request for additional nights.

Reservations must be made by 6:00 pm (PST), Friday, August 30, 2019. After that date, the hotel will confirm reservations based on availability at the current rate.

FLYING TO D.C.

Airports:

- Ronald Reagan Washington National Airport – DCA
4.3 miles to hotel | Estimated taxi fare: \$20 (one way)
- Washington Dulles International Airport – IAD
26.5 miles to hotel | Estimated taxi fare: \$60 (one way)
- Baltimore/Washington International Thurgood Marshall Airport – BWI
34 miles to hotel | Estimated taxi fare: \$90 (one way)

Southwest Airlines, among others, offers nonstop flights to BWI Airport, which is a 45-minute drive to D.C. For those who prefer to arrive closer to the hotel – DCA Airport is a 15-minute drive to the hotel, but may not have nonstop flights.

Most delegates arrive in the afternoon on Sunday, 9/22, prior to the Welcome Reception at 7:00 PM and fly out the afternoon of Wednesday, 9/25.

Recommended Flight Options:

Sunday: SAN – BWI

Southwest #4672 (6:20 AM – 2:25 PM)

SAN – IAD

United Airlines #546 (8:00 AM – 3:51 PM)

Wednesday: BWI – SAN

Southwest #830 (11:35 AM – 2:00 PM)

Southwest #1703/1852 (4:50 PM – 8:35 PM)

IAD – SAN

United Airlines #231 (12:35 PM – 2:49 PM)

THANK YOU SPONSORS



Numerous sponsorship opportunities are available for this event. See our sponsorship package here (/wp-content/uploads/2016/02/Sponsorship-Package-compressed-1.pdf), and contact Sherman Stocker at sstocker@sdchamber.org (mailto:sstocker@sdchamber.org) or (619) 544-1354 for information.

APPLICATION & FEES

The participation fees below do not include hotel or airfare. Fees include hosted events and meetings.

Applications submitted by 7/26/19:

Chamber members: \$1,800

Additional attendee or spouse/companion: \$1,300

Non-members: \$2,800

Between 7/27/19 – 9/6/19:

Chamber members: \$2,300

Additional attendee or spouse/companion: \$1,300

Non-members: \$2,800

Between 09/7/19 – 09/18/19:

All applicants: \$3200

APPLICATIONS CLOSE AT 6:00 PM ON WEDNESDAY, SEPTEMBER 18, 2019.

APPLY NOW!

([HTTP://WWW.CVENT.COM/D/76QZ0D/4W](http://www.cvent.com/D/76QZ0D/4W))

CANCELLATION POLICY

If canceled by September 6, 100% of the registration fee will be refunded.

If canceled between September 7 – 13, 75% of the registration fee will be refunded.

If canceled after September 13, 50% of the registration fee will be refunded.

To request a cancellation, please send an email to ktran@sdchamber.org (mailto:ktran@sdchamber.org).

+ GOOGLE CALENDAR (HTTPS://WWW.GOOGLE.COM/CALENDAR/EVENT?ACTION=TEMPLATE&TEXT=2019+MISSION+TO+WASHINGTON+D.C.&DATES=20190922/20190926&DETAILS=APPLY+NOW%2%A0%7C%2%A0IMPORTANT+DEADLINES%2%A0%7C%2%A0PRE-TRIP+ORIENTATION%2%A0%7C%2%A0ITINERARY%2%A0%7C%2%A0HOTEL%0AFLIGHTS%2%A0%2%A0SPONSORSHIP%2%A0%7C%2%A0CANCELLATION+POLICY+%0A%0A+++%0A+++%0A+++%0A+++%0A+++%0A+++%0A+++%0A+++%0A%0AJJOIN+THE+LARGEST+BINATIONAL+DELEGATION+TO+WASHINGTON%2C+D.C.+TO+VOICE+YOUR+BUSINESS%2%A0NEEDS+AND%2%A0COLLABORATE+WITH+SAN+DIEGO%26%238217%3BS+BUSINESS+LEADERS+WHILE+MEETING+WITH+THE+NATION%26%238217%3BS+TOP+LEGISLATORS+AND+POLICY+OFFICIALS.+%0AATTENDEES+WILL+HAVE+THE+UNIQUE+OPPORTUNITY+TO%3A+%0A%0APARTICIPATE+IN+HIGH-LEVEL+MEETINGS+WITH+U.S.+ADMINISTRATION+OFFICIALS+AND+AGENCIES%2C+SUCH+AS+DEPARTMENT+OF+TRANSPORTATION%2C+U.S.+CUSTOMS+%26%3B+BORDER+PROTECTION%2C+DEPARTMENT+OF+STATE%2C+HOUSING+%26AMP%3B+URBAN+DEVELOPMENT+AND+MANY+OTHERS%0AGAIN+ACCESS+TO+OUR+COUNTRY%E2%80%99S+KEY+DECISION+MAKERS+AND+ADVOCATE+FOR+LOCAL+AND+REGIONAL+ISSUES+IMPORTANT+TO+BUSINESS+GROWTH+AND+CREATION+OF+JOBS+IN+THE+BAJA+REGION%0ANETWORK+AND+MAKE+INVALUABLE+CONNECTIONS%2%A0WITH+ELECTED+OFFICIALS+ON+THE+LOCAL%2C+STATE+AND+FEDERAL+LEVEL%2C+AS+WELL+AS+OTHER+COMMUNITY+MEMBERS%0A%0A%0AEVENT+DETAILS%0A%0ADATE+%28VIEW+FULL+EVENT+DESCRIPTION+HERE%3A+HTTPS%3A%2FSDCHAMBER.ORG%2FEVENT%2FDC2019%2F%29&LOCATION&TRP=FALSE&SPPROP=WEBSITE:HTTPS://SDCHAMBER.ORG&CTZ=AMERICA%2FLOS_ANGELES+ICAL EXPORT (HTTPS://SDCHAMBER.ORG/EVENT/DC2019/?ICAL=1&TRIBE_DISPLAY=)

Details

Start:
September 22 (2019-09-22)

End:
September 25 (2019-09-25)


Event Categories:
International
(<https://sdchamber.org/events/category/international/>),
Networking
(<https://sdchamber.org/events/category/networking/>),
Policy
(<https://sdchamber.org/events/category/policy/>),
Signature
(<https://sdchamber.org/events/category/signature/>)

Event Tags:
chamber
(<https://sdchamber.org/tag/chamber/>),
featured-chamber
(<https://sdchamber.org/tag/featured-chamber/>)

Organizer

Katie Tran
Phone:
619.544.1370
Email:
ktran@sdchamber.org


Related Events



(<https://sdchamber.org/event/education-workforce-development-committee-13-2019-12-18/2019-12-18/>)

Education & Workforce Development Roundtable
(<https://sdchamber.org/event/education-workforce-development-committee-13-2019-12-18/2019-12-18/>)


December 18
Recurring Event (See all)
(<https://sdchamber.org/event/education-workforce-development-committee-13-2019-12-18/>)



(<https://sdchamber.org/event/infrastructure-housing-land-use-committee-12/2019-10-15/>)

Infrastructure, Housing & Land Use Committee
(<https://sdchamber.org/event/infrastructure-housing-land-use-committee-12/2019-10-15/>)

October 15
Recurring Event (See all)
(<https://sdchamber.org/event/infrastructure-housing-land-use-committee-12/all/>)



(<https://sdchamber.org/event/guildhotel/>)
Business After Five Mixer with The Guild Hotel
(<https://sdchamber.org/event/guildhotel/>)

August 8 @ 5:30 pm - 7:30 pm

TRAVEL EXPENSE

KIM BECKER

**SAN DIEGO COUNTY REGIONAL AIRPORT AUTHORITY
TRAVEL EXPENSE REPORT**

(To be completed within 30 days from travel return date)

TRAVELER: Kimberly J. Becker DEPT. NAME & NO. BU6, Executive Division
 DEPARTURE DATE: 6/10/2019 RETURN DATE: 6/11/2019 REPORT DUE: 7/11/19
 DESTINATION: Scottsdale, AZ (ACI-NA Business of Airports Conference)

Please refer to the Authority Travel and Lodging Expense Reimbursement Policy, Article 3, Part 3.4, Section 3.40, outlining appropriate reimbursable expenses and approvals. Please attach all required supporting documentation. All receipts must be detailed, (credit card receipts do not provide sufficient detail). Any special items should be explained in the space provided below.

	Authority Expenses (Prepaid by Authority)	Employee Expenses							TOTALS
		MONDAY 6/10/19	TUESDAY 6/11/19	WEDNESDAY 6/12/19	THURSDAY 6/13/19	FRIDAY 6/14/19	SATURDAY 6/15/19	SUNDAY 6/16/19	
Air Fare, Railroad, Bus (attach copy of itinerary w/charges)	196.81								0.00
Conference Fees (provide copy of flyer/registration expenses)									0.00
Rental Car*									0.00
Gas and Oil*									0.00
Garage/Parking*									0.00
Mileage - attach mileage form*									0.00
Taxi and/or Shuttle Fare (include tips pd.)*		30.35	23.90						54.25
Hotel*		242.73							242.73
Telephone, Internet and Fax*									0.00
Laundry*									0.00
Tips - separately paid (maids, bellhop, other hotel svcs.)									0.00
Meals (include tips pd.)	Breakfast*		5.43						5.43
	Lunch*		14.10						14.10
	Dinner*								0.00
	Other Meals*								0.00
<i>Alcohol is a non-reimbursable expense</i>									
Hospitality ¹ *		409.00							409.00
Miscellaneous: Baggage Fees									0.00
									0.00
									0.00
*Provide detailed receipts									0.00
Total Expenses prepaid by Authority	196.81	682.08	43.43	0.00	0.00	0.00	0.00	0.00	725.51

Explanation:
 - \$850 registration fee was waived by ACI-NA because Kim Becker participated in a CEO panel discussion during the conference.
 - K. Becker hosted a business dinner for CFO and Board Members on 06/10/19. See attached receipt and attendee list.

Total Expenses Prepaid by Authority	196.81
Total Expenses Incurred by Employee (including cash advances)	725.51
Grand Trip Total	922.32
Less Cash Advance (attach copy of Authority ck)	
Less Expenses Prepaid by Authority	196.81
Due Traveler (positive amount)²	
Due Authority (negative amount)³	725.51

Note: Send this report to Accounting even if the amount is \$0.

¹ Give names and business affiliations of any persons whose meals were paid by traveler.
² Prepare Check Request
³ Attach personal check payable to SDCRAA

I as traveler or administrator acknowledge that I have read, understand and agree to Authority policies 3.40 - Travel and Lodging Expense Reimbursement Policy⁴ and 3.30 - Business Expense Reimbursement Policy⁵ and that any purchases/claims that are not allowed will be my responsibility. I further certify that this report of travel expenses were incurred in connection with official Authority business and is true and correct.
⁴ Travel and Lodging Expense Reimbursement Policy 3.40 ⁵ Business Expense Reimbursement Policy 3.30

Prepared By: Diane Casey Ext.: 2445
 Traveler Signature: Kimberly J. Becker Date: 6/13/19
 Approved By: _____ Date: _____

AUTHORITY CLERK CERTIFICATION ON BEHALF OF EXECUTIVE COMMITTEE (To be certified if used by President/CEO, Gen. Counsel, or Chief Auditor)

I, _____ hereby certify that this document was approved by the Executive Committee at its _____ meeting.
 (Please leave blank. Whoever clerk's the meeting will insert their name and title.)
 (Leave blank and we will insert the meeting date.)

Failure to attach required documentation will result in the delay of processing reimbursement. If you have any questions, please see your department Administrative Assistant or call Accounting at ext. 2806.

Kim Becker
Scottsdale
06/10 - 06/11/19

Westin Kierland Resort & Spa
6902 East Greenway Parkway
http://www.wkrbilling.com
Scottsdale, AZ 85254
United States
Tel: 480-624-1000 Fax: 480-624-1001



KIMBERLY BECKER
AC1328 - ACI-NA BUSINESS OF AIR

Page Number : 1 Invoice Nbr : 578336
Guest Number : 2621387
Folio ID : A
Arrive Date : 06-10-2019 14:45
Depart Date : 06-11-2019 08:22
No. Of Guest : 1
Room Number : 8058
Marriott Bonvoy Number : [REDACTED]

Tax Invoice

Westin Kierland PHXWS JUN-11-2019 08:30 YAABU296

Date	Reference	Description	Charges (USD)	Credits (USD)
06-10-2019	RT8058	Room Chrg - Grp - Association	215.00	
06-10-2019	RT8058	Room Tax	27.03	
06-11-2019	MC	MasterCard-9117		-242.03
For Authorization Purpose Only				
xxxxxx9117				
Date	Time	[REDACTED]	[REDACTED]	[REDACTED]
06-10-2019	14:44	[REDACTED]	[REDACTED]	[REDACTED]
06-10-2019		[REDACTED]	[REDACTED]	[REDACTED]

Continued on the next page


Kim Becker
Scottsdale
06/10 - 06/11/19

Westin Kierland Resort & Spa
6902 East Greenway Parkway
http://www.wkrbilling.com
Scottsdale, AZ 85254
United States
Tel: 480-624-1000 Fax: 480-624-1001

WESTIN®

HOTELS & RESORTS

KIMBERLY BECKER
AC1328 - ACI-NA BUSINESS OF AIR

Page Number : 2 Invoice Nbr : 578336
Guest Number : 2621387
Folio ID : A
Arrive Date : 06-10-2019 14:45
Depart Date : 06-11-2019 08:22
No. Of Guest : 1
Room Number : 8058
Marriott Bonvoy Number : 

02:33:24

18977Z 100.00

Approve EMV Receipt for MC - 9117: Signature Captured
TC:5BB0A0892DBF599E TVR:000008000
Application Label:MasterCard

** Total 242.03 -242.03
*** Balance 0.00

Continued on the next page

Kim Becker
Scottsdale
06/10 - 06/11/19

Westin Kierland Resort & Spa
6902 East Greenway Parkway
<http://www.wkrbilling.com>
Scottsdale, AZ 85254
United States
Tel: 480-624-1000 Fax: 480-624-1001


WESTIN®

HOTELS & RESORTS

KIMBERLY BECKER
AC1328 - ACI-NA BUSINESS OF AIR

Page Number	:	3	Invoice Nbr	:	578336
Guest Number	:	2621387			
Folio ID	:	A			
Arrive Date	:	06-10-2019	14:45		
Depart Date	:	06-11-2019	08:22		
No. Of Guest	:	1			
Room Number	:	8058			

I agreed to pay all room & incidental charges.



FIND CLARITY, BOOST HAPPINESS - Like a gym membership for your mind, Headspace gives you simple tools to feel happier, work smarter and sleep better. Get some Headspace at westin.com/headspace

Tell us about your stay. www.westin.com/reviews

Bring the Westin experience home. Shop WestinStore.com.

TRAVEL EXPENSE RECEIPTS FOR KIMBERLY J. BECKER
ACI-NA Business of Airports Conference
Scottsdale, AZ
June 10 - 11, 2019

06/11 - Breakfast

06/11 - Lunch

913860273 Zulema Carreto

CHK 58134
 6/11/2019 11:06 AM

Wildflower Bread Company
 Sky Harbor 602-275-6000

1 Iced Chai Venti 5.00
 Subtotal \$5.00
 Tax \$0.43
 Payment \$5.43
 Mastercard \$5.43
 *****2671

Server: REG1 017 06/11/2019
 RR 119/1 11:55 AM
 Guests: 1

#10119

Order Type: TG

Butternut Ravioli 10.29
 Dr Pepper 2.69

Subtotal 12.98
 Tax 1.12

Total 14.10

MstrCard #XXXXXXXXXXXX1802 14.10
 Auth:608394

----- Check Closed -----
 6/11/2019 11:07 AM
 # XXXXXXXXXXXXXXX1802
 MasterCard 698488
 Auth 5.43

Bus of airports

Business of airports lunch
 X _____

Balance Due 0.00

Visit us online at
www.wildflowerbread.com

Kim Becker
Scottsdale
06/10 - 06/11/19

Casey Diane

From: Kim Becker <[REDACTED]>
Sent: Tuesday, June 11, 2019 5:38 PM
To: Casey Diane
Subject: Fwd: Your ride with Edgar on June 10

06/10 -
TRANSPORTATION

First ride

Begin forwarded message:

From: Lyft Ride Receipt <no-reply@lyftmail.com>
Date: June 11, 2019 at 2:38:09 AM PDT
To: kb [REDACTED]
Subject: Your ride with Edgar on June 10



Thanks for riding with Edgar!

June 10, 2019 at 2:08 PM

Ride Details

Lyft fare (22.72mi, 29m 2s)	\$32.35
ACI-NA	-\$5.00
<hr/>	
PayPal account	\$27.35



Pickup 2:08 PM
Sky Harbor Blvd, Phoenix, AZ

Drop-off 2:37 PM
Kirkland Condos, Phoenix, AZ

Kim Becker Scottsdale
06/10 - 06/11/19

This and every ride is carbon neutral



Learn more

06/10 -
Transportation

Earn Free Rides

Refer a Phoenix driver, and you'll get \$300.00 in credit when they give 110 rides in their first 30 days. They'll earn \$1,100.00 guaranteed.



First 1,000 applicants per market for a limited time only See terms

- Tip driver
- Find lost item
- Request review

Help Center

Receipt #1279456273598058776

We never share your address with your driver after a ride.
Learn more about our commitment to safety.
Map data © OpenStreetMap contributors

© Lyft 2019
548 Market St., P.O. Box 68514
San Francisco, CA 94104



Become a Driver



Kim Becker
Sunnyvale
06/10 - 06/11/19

Casey Diane

From: Kim Becker <[REDACTED]>
Sent: Tuesday, June 11, 2019 5:38 PM
To: Casey Diane
Subject: Fwd: Lyft Tip Increase Receipt

06/10 - Transpartatao

Tip for first ride

Begin forwarded message:

From: Lyft <receipts@lyftmail.com>
Date: June 11, 2019 at 5:35:04 PM PDT
To: [REDACTED]
Subject: Lyft Tip Increase Receipt



Tip Increase Receipt

Ride with Edgar ending June 10 at 2:37 PM

Increase Tip	\$3.00
Charges to PayPal account:	\$3.00

© Lyft 2019
548 Market St., P.O. Box
68514
San Francisco, CA 94104



Questions? [Visit our Help Center](#)



Kim Becker
Scottsdale
06/10 - 06/11/19

Casey Diane


From: Kim Becker <[REDACTED]>
Sent: Tuesday, June 11, 2019 5:37 PM
To: Casey Diane
Subject: Fwd: Your ride with Tony on June 11

06/11 - Transporter

FYI

Begin forwarded message:

From: Lyft Ride Receipt <no-reply@lyftmail.com>
Date: June 11, 2019 at 5:35:43 PM PDT
To: [REDACTED]
Subject: Your ride with Tony on June 11



Thanks for riding with Tony!

June 11, 2019 at 11:15 AM

Ride Details

Lyft fare (22.14mi, 30m 6s)	\$24.49
Tip	\$4.41
ACI-NA	-\$5.00
<hr/>	
PayPal account	\$23.90



Pickup 11:15 AM
Kirkland Condos, Phoenix, AZ

Kim Becker
Scottsdale
06/10 - 06/11/19

Drop-off 11:45 AM
3850 Sky Harbor Blvd, Phoenix, AZ

06/11 - Transportation


This and every ride is carbon neutral



Learn more

Earn Free Rides

Refer a Phoenix driver, and you'll get \$350.00 in credit when they give 140 rides in their first 30 days. They'll earn \$1,400.00 guaranteed.



First 1,000 applicants per market for a limited time only. See terms

- Tip driver
- Find lost item
- Request review

Help Center

Receipt #1279783405372098216

We never share your address with your driver after a ride.

Learn more about our commitment to safety.

Map data © OpenStreetMap contributors

© Lyft 2019
548 Market St., P.O. Box 68514
San Francisco, CA 94104



Become a Driver



Kim Becker
Scottsdale
06/10 - 06/11/19

SAN DIEGO COUNTY REGIONAL AIRPORT AUTHORITY
OUT-OF-TOWN TRAVEL REQUEST

GENERAL INSTRUCTIONS:

- A. All travel requests must conform to applicable provisions of Policies 3.30 and 3.40.
- B. Personnel traveling at Authority expense shall, consistent with the provisions of Policies 3.30 and 3.40, use the most economical means available to affect the travel.

1. TRAVELER:

Travelers Name: Kimberly J. Becker Dept: BU6

Position: Board Member President/CEO Gen. Counsel Chief Auditor

All other Authority employees (does not require executive committee administrator approval)

2. DATE OF REQUEST: 02/11/19 PLANNED DATE OF DEPARTURE/RETURN: 06/10/2019 06/11/2019

3. DESTINATIONS/PURPOSE (Provide detailed explanation as to the purpose of the trip— continue on extra sheets of paper as necessary):

Destination: Scottsdale, AZ

Purpose: ACI-NA Business of Airports Conference (Speaking Engagement – CEO Panel)

Explanation:

4. PROJECTED OUT-OF-TOWN TRAVEL EXPENSES

A. TRANSPORTATION COSTS:

• AIRFARE	\$	<u>300.00</u>
• *RENTAL CAR (Must complete page 2)	\$	
• OTHER TRANSPORTATION (Taxi, Train)	\$	<u>120.00</u>

B. LODGING

\$ 290.00

C. MEALS

\$ 100.00

D. SEMINAR AND CONFERENCE FEES (Free for Speakers)

\$ 0.00

E. ENTERTAINMENT (If applicable)

\$ 0.00

F. OTHER INCIDENTAL EXPENSES

\$ 0.00

TOTAL PROJECTED TRAVEL EXPENSE

\$ 810.00

*Permitted in limited circumstances; must be pre-approved. Provide a copy of Out-of-Town Travel Request form to Risk Management prior to travel in order to obtain insurance identification card covering rental period.

CERTIFICATION BY TRAVELER By my signature below, I certify that the above listed out-of-town travel and associated expenses conform to the Authority's Policies 3.30 and 3.40 and are reasonable and directly related to the Authority's business.

Travelers Signature: Kimberly J. Becker Date: 2/11/19

CERTIFICATION BY ADMINISTRATOR (Where Administrator is the Executive Committee, the Authority Clerk's signature is required).

By my signature below, I certify the following:

1. I have conscientiously reviewed the above out-of-town travel request and the details provided on the reverse.
2. The concerned out-of-town travel and all identified expenses are necessary for the advancement of the Authority's business and reasonable in comparison to the anticipated benefit to the Authority.
3. The concerned out-of-town travel and all identified expenses conform to the requirements and intent of Authority's Policies 3.30 and 3.40.

Administrator's Signature: _____ Date: _____

AUTHORITY CLERK CERTIFICATION ON BEHALF OF EXECUTIVE COMMITTEE

Janice Melton Assistant Authority Clerk, hereby certify that this document was approved
(Please leave blank. Whoever clerk's the meeting will insert their name and title.)
by the Executive Committee at its February 25, 2019 meeting.

Kim Becker
Scottsdale
06/10-06/11/19
Updated: January 17, 2019



2019 ACI-NA Business of Airports Conference Agenda (Business Diversity Track)

Monday, June 10, 2019

- 8:00am – 4:30pm Registration
- 8:00am – 9:00am Networking Breakfast
- 9:00am – 10:30am Business Diversity Committee Meeting *(Open to all registered attendees)*
- 10:30am – 11:00am Networking Break
- 11:00am – 12:15pm Joint Meeting: Business Diversity Committee and Commercial Management Committee - FAA Update
- 12:15pm – 1:30pm Networking Lunch
- 1:30pm – 2:45pm Building An Inclusive Culture
Joint Business Diversity & Human Resources Session
- 2:45pm – 3:15pm Networking Break
- 3:15pm – 4:15pm Creating Wealth & Opportunity – A New Way To Talk About The DBE Program
- 5:00pm – 6:30pm Networking Lounge Grand Opening and Welcome Reception

Tuesday, June 11, 2019

- 8:00am – 4:30pm Registration
 - 8:00am – 9:00am Breakfast in Networking Lounge
 - 9:00am – 9:30am Welcome and Opening Remarks
- Speakers: Kevin M. Burke, President & CEO, ACI-NA
James E. Bennett, Director of Aviation Services, City of Phoenix Aviation Department
Candace S. McGraw, CEO, Cincinnati/Northern Kentucky International Airport and Chair, ACI-NA Board of Directors

Kim Becker
Scottsdale
06/10 - 06/11/19

- 9:30am – 10:45am **General Session 1: Insight From the Airport C-Suite**
Managing airports can be a challenging job, especially with a more concentrated airline industry and the difficulty of adding air service. Airports must continue to creatively reinvent their passenger services to improve the travel experience and remain competitive. There is also a need to manage their infrastructure and community expectations, while addressing new business models and exploring additional revenue streams. This session explores the successes and challenges airport CEOs face in developing strategies, which create economic benefits and increase passenger satisfaction.
- Moderator: Candace S. McGraw, CEO, Cincinnati/Northern Kentucky International Airport and Chair, ACI-NA Board of Directors
- Speakers: Cindy Nichol, Director of Airports, Sacramento County Airport System
Monica Lombraña, Managing Director of Aviation and International Bridges, City of El Paso
Bob Sartor, President and CEO, Calgary Airport Authority
- 10:45am – 11:15am **Networking Break**
- 11:15am – 12:30pm **Session 1B: Community Engagement – Marketing Your Airport’s Commitment to Diversity**
- 12:30pm – 2:00pm **Lunch in Networking Lounge**
- 2:00pm – 3:15pm **Session 2B: Program Compliance or Policy Imperative: Assessing the Airport Commitment to Diversity**
- 3:15pm – 3:45pm **Networking Break**
- 3:45pm – 5:00pm **Session 3B: DBE, Title VI and ADA Compliance – How To Be Better Prepared When FAA Calls**

Wednesday, June 12, 2019

- 8:00am – 4:00pm **Registration**
- 8:00am – 9:00am **Breakfast in Networking Lounge**
- 9:00am – 10:00am **General Session 2: Keynote Speaker**
- 10:00am – 10:30am **Networking Break**
- 10:30am – 11:30am **Concessions Roundtable 4A: Living Wage and Recruitment**
- 11:30am – 12:30pm **Concessions Roundtable 5A: Non-Aeronautical Revenue Strategies**
- 12:30pm – 1:30pm **Lunch in Networking Lounge**
- 1:30pm – 2:45pm **General Session 3**
- 2:45pm – 3:15pm **Networking Break**
- 3:15pm – 4:30pm **Session 6A: Concessions Construction**
- 5:30pm – 6:00pm **Awards Gala Reception (*business or cocktail attire suggested*)**

Kim Becker
Scottsdale
06/10 - 06/11/19

6:00pm – 9:00pm **Awards Gala Dinner** (*business or cocktail attire suggested*)

Kim Becker
Scottsdale
06/10 - 06/11/19

Traveltrust Corporation
374 North Coast Hwy 101, Suite F
Encinitas, CA 92024
Phone: (760) 635-1700



ADD TO OUTLOOK

Monday, 11MAR 2019 12:34 PM EDT

Passengers: **KIMBERLY JANE BECKER (06)**

Agency Reference Number: IWAOZE

Click here to view your current itinerary or ETicket receipt on-line: trjpcase.com

American Airlines Confirmation IWAOZE

Please review your itinerary and report any discrepancies to Traveltrust within 24hrs of receipt
Be sure to visit www.traveltrust.com for additional travel information

TRAVELTRUST STRONGLY RECOMMENDS CHECKING IN
ONLINE WITH YOUR AIRLINE AT LEAST 24 HOURS PRIOR TO
EACH FLIGHT FOR THE MOST CURRENT TIMES AND ALERTS

AIR	Monday, 10JUN 2019		
	American Airlines	Flight Number: 2671	Class: N-Coach/Economy
	From: San Diego CA, USA	Depart: 12:17 PM	
	To: Phoenix AZ, USA	Arrive: 01:45 PM	
	Stops: Nonstop	Duration: 1 hour(s) 28 minute(s)	
	Seats: 06C	Status: CONFIRMED	Miles: 304 / 486 KM
	Equipment: Airbus A321 Jet		
	DEPARTS SAN TERMINAL 2 - ARRIVES PHX TERMINAL 4		
	Frequent Flyer Number [REDACTED]		
	American Airlines Confirmation number is IWAOZE		

AIR	Tuesday, 11JUN 2019		
	American Airlines	Flight Number: 0756	Class: N-Coach/Economy
	From: Phoenix AZ, USA	Depart: 03:28 PM	
	To: San Diego CA, USA	Arrive: 04:38 PM	
	Stops: Nonstop	Duration: 1 hour(s) 10 minute(s)	
	Seats: 05D	Status: CONFIRMED	Miles: 304 / 486 KM
	Equipment: Airbus A320 Jet		
	DEPARTS PHX TERMINAL 4 - ARRIVES SAN TERMINAL 2		
	Frequent Flyer Number [REDACTED]		
	American Airlines Confirmation number is IWAOZE		

THIS TICKET IS NON-REFUNDABLE AND MUST BE USED FOR THE FLIGHTS BOOKED. IF THE RESERVATION IS NOT USED OR CANCELLED BEFORE THE DEPARTURE OF YOUR FLIGHTS IT MAY HAVE NO VALUE. CONTACT TRAVELTRUST BEFORE YOUR OUTBOUND FLIGHT IF CHANGE IS NECESSARY.
AMERICAN AIRLINES CONFIRMATION NUMBER - IWAOZE
FOR EMERGENCY SERVICE FROM UNITED STATES - 888-221-6043

Ticket/Invoice Information

Kim Becker
Scottsdale
06/10 - 06/11/19

Ticket for: KIMBERLY JANE BECKER
Date issued: 3/11/2019 Invoice Nbr: 5521483
Ticket Nbr: AA7258337938 Electronic Tkt: Yes Amount: 258.61 USD
Exchange for: 0015055575720 Issued: 11MAR19
Total Exchange: 166.81

Charged to: AX*****1013

Service fee: KIMBERLY JANE BECKER
Date issued: 3/11/2019
Document Nbr: XD0763708401 Amount: 30.00
Charged to: AX*****1013

Total Tickets: 166.81
Total Fees: 30.00
Total Amount: 196.81

Click here 24 hours in advance to obtain boarding passes:
[American](#)

Click here to review Baggage policies and guidelines:
[American](#)

TSA Guidance- a government issued photo id is needed for checkin.
Please allow minimum 3 hour check-in for International flights and 2 hours for Domestic.
For Additional security information visit www.tsa.gov.

Thank you for choosing Traveltrust!

Our Business Hours are Sunday 10pm - Friday 10pm Pacific
Saturday from 9am-1pm Pacific.

For EMERGENCY AFTERHOURS assistance in the US, please call 888-221-6043 and use VIP Code SJE72.

You can also use the Direct Dial Number 682-233-1914 or the collect number 682-647-0061.

Each call is billable at a minimum \$25.00 per call/reservation

Registration Fee Waived

Kim Becker
Scottsdale
06/10 - 06/11/19

From: Deborah C. McElroy <DMcElroy@airportscouncil.org>; Casey Diane <dcasey@san.org>
Subject: RE: June, 2019--Really?

Hi Kim,

Thank you for confirming to participate on the CEO panel at the 2019 Business of Airports Conference in Scottsdale, AZ. We are excited to have you participate. I'll provide you with a complimentary registration for the conference and you'll receive a confirmation email later this week.

Once the panel is finalized, we will schedule a coordination call with Candace and the other panel members. This probably won't be until sometime in May. In the meantime, if you haven't already you can book your hotel accommodation online at: <https://airportscouncil.org/conference/boa/>

Feel free to reach out to Debby or me if you have any questions about the conference or the panel.

PS - Domenico, Gina, and Rick provided great support hosting our attendees last week for the innovation meeting. Thank you for San Diego County Regional Airport Authority's hospitality and for providing an excellent tour of the SAN Innovation Lab.

Kind regards,
Aneil



Aneil Patel
Managing Director, Air Policy
Airports Council International – North America
1615 L Street NW, Suite 300 | Washington, DC 20036
Main 202.293.8500 | Direct 202.861.8089
apatel@airportscouncil.org | airportscouncil.org
facebook | twitter | linkedin

ACI-NA recently switched web domains from aci-na.org to airportscouncil.org. Please be sure to update my contact information to reflect my new email address – apatel@airportscouncil.org

Under the terms of U.S. federal legislation, this email may be considered an "advertisement" or "solicitation;" under Canadian law, this email may be considered a commercial electronic message. If you do not wish to receive any further emails from ACI-NA, please send a reply email to memberservices@airportscouncil.org with the words "OPT-OUT" in the subject line with the original email in the body. You may notify us with your decision to opt-out within 60 days of receiving this email. If you choose to opt out of receiving email from ACI-NA, you will no longer receive ACI-NA e-newsletters, notices of upcoming meetings, sponsorship opportunities, etc. If you prefer to unsubscribe from certain electronic publications rather than opt-out from email communications entirely, please email such request to communications@airportscouncil.org. It may take up to 10 days to process your request. The postal address for ACI-NA is 1615 L Street, N.W., Suite 300, Washington, DC 20036.

Information provided in this email is private, confidential and/or privileged. Unless you are the addressee (or authorized to receive for the addressee), you may not use copy or disclose to anyone (except persons within your member organization) the message or any information contained in the message. Any redistribution, retransmission or publication of this material is strictly prohibited without the express written consent of ACI-NA. If you received the message in error, please advise the sender by reply email, and delete the message.

From: Candace McGraw <CMcGraw@cvgairport.com>
Sent: Thursday, January 24, 2019 7:15 PM
To: Becker Kimberly <kbecker@san.org>
Cc: Deborah C. McElroy <DMcElroy@airportscouncil.org>; Aneil Patel <APatel@airportscouncil.org>; Carol Spaw <CSpaw@cvgairport.com>
Subject: Re: June, 2019--Really?

We would love to have Kim. Debby or Aneil, copied in, will be in touch with her soon.

On Jan 24, 2019, at 5:48 PM, Becker Kimberly <kbecker@san.org> wrote:

BUSINESS EXPENSE

K. BECKER

**SAN DIEGO COUNTY REGIONAL AIRPORT AUTHORITY
BUSINESS EXPENSE REIMBURSEMENT REPORT**

May 2019

Period Covered

Kimberly J. Becker

DATE	G/L Account	Description		AMOUNT
05/03/19	66240.100	Coasterra	Lunch with M. Brega	\$ 57.13
05/16/19	66240.100	C Level	Lunch with Board Members	\$ 30.21
05/16/19	66290.000	Parking	Taxpayers Golden Watchdog Dinner	\$ 12.00
05/17/19	66290.000	Parking	Harvey Milk Awards Breakfast	\$ 12.00
05/21/19	66290.000	Parking	Quarterly Meeting with Mayor Faulconer	\$ 15.00
05/21/19	66240.100	King & Queen Cantina	Spirit Airlines Meeting	\$ 12.93
05/28/19	66290.000	Parking	Port Tenants 30th Anniversary Dinner	\$ 15.00
05/29/19	66240.100	Hob Nob Hill	Breakfast with Jim Madaffer	\$ 39.13
05/29/19	66290.000	Parking	Georgette Gomez Meeting	\$ 8.00
TOTAL				\$ 201.40

I acknowledge that I have read, understand and agree to Authority *Policy 3.30 - Business Expense Reimbursement Policy and that any purchases that are not allowed will be my responsibility. I further certify that this report of business expenses were incurred in connection with official Authority business and is true and correct.

*** Policy 3.30**

Kimberly J. Becker

NAME Kimberly J. Becker

6/4/19

DATE

Casey Diane

Subject:
Location: Lunch with Michelle Brega
Coasterra
Start: Fri 5/3/2019 11:30 AM
End: Fri 5/3/2019 1:00 PM
Show Time As: Out of Office
Recurrence: (none)
Meeting Status: Accepted
Organizer: Chow Julie
Required Attendees: Becker Kimberly
Optional Attendees: Casey Diane
Categories: Out of Office

Hi Kim,

Below is the ~~calendar~~ **calendar** for Friday with the final candidate for the Sr. Director, External Relations position:

11:30 am – 1:00 pm: Lunch with Michelle
1:00 pm – 1:45 pm: Denny meets with Michelle

Coasterra
880 Harbor Drive
San Diego, CA
(619.814.1300
Open Table Connection #211086305

If you have any questions, please let us know.

Thanks!

Julie Chow
HR Business Partner, Talent, Culture & Capability
T. 619.400.2524 / 400.2514
jchow@san.org

A. BOLING

May 18	Ace Parking	Gas/Automotive	Catherine B. ...6715	\$12.00
-----------	-------------	----------------	-------------------------	---------

J. SCHIAVONI

Effective 1/1/2019 = \$.58
1/1/18 - 12/31/18 = \$.545

**Please use the other tabs for mileage prior
to January 1, 2019**



Monthly Mileage & Parking Reimbursement Report.xlsx (<http://e>

Johanna Schiavoni
Parking
SD Women's
week event -
on behalf of SDRAA

04/05/19 15:03 L# 1 A# 16 Txn#911272
5.00 KEY \$ 5.00
Total Fee \$ 5.00
CASH PAID \$ 5.00-
Cash Tender \$ 5.00
Change Due \$ 0.00
THANK YOU
DRIVE SAFELY

San Diego Women's Week | Leadership Conference



Partner - Open Seating

Town and Country San Diego, 500 Hotel Circle North, San Diego, CA 92108

Friday, April 5, 2019 from 8:30 AM to 4:30 PM (PDT)

Free Order

Order Information

Order #927088439. Ordered by Cynthia Hawthorne on April 2, 2019 3:18 PM

Name

Cynthia Hawthorne



9270884391165360918001

Ticket Information:

Please make sure to bring your ticket(s) with you either in the Eventbrite app or print them out. There are no refunds on tickets.

Seating will be first come first served in our open seating area.

Portions of this program will be filmed and photographed. By entering the event, you consent to its unrestricted use, as deemed appropriate by North San Diego Business Chamber. To see our complete Notice of Filming and Photography please contact brianna@sdbusinesschamber.com.

Do you organize events?

Start selling in minutes with Eventbrite!

www.eventbrite.com

EXECUTIVE COMMITTEE

Meeting Date: **JULY 1, 2019**

Subject:

Pre-Approval of Set Dollar Amounts for In-Town Business Expenses of the President/CEO, General Counsel and Chief Auditor for Fiscal Year 2020

Recommendation:

Pre-approve the following set dollar amounts for routine, in-town business expenses to be used during Fiscal Year 2020: \$2,500 for the President/CEO; \$1,500 for the General Counsel; and \$1,500 for the Chief Auditor.

Background/Justification:

Authority Policy 3.30 governs Business and Travel Expense Reimbursement for the Authority's Board members and employees. Section 3.30(3)(b)(i)(C) allows the Executive Committee to pre-approve a set dollar amount for routine, in-town business expenses for the President/CEO, General Counsel and Chief Auditor. The Policy states:

The Board Executive Committee may pre-approve a set dollar amount of expenses to be used by the President/CEO, General Counsel and Chief Auditor for routine, In-Town business expenses (i.e., parking, meals). All expenses pre-approved pursuant to this provision shall be documented and presented to the Board for information no later than 12 months from the date of the Board's pre-approval.

Based on the amounts of previous years' approved routine, in-town business expenses and projected expenses over the next year, the Executive Committee is requested to pre-approve the following amounts for routine, in-town expenses for the President/CEO, General Counsel and Chief Auditor for Fiscal Year 2020:

President/CEO:	\$2,500
General Counsel:	\$1,500
Chief Auditor:	\$1,500

All pre-approved expenses shall be properly documented in accordance with Authority Policy 3.30 and shall be presented to the Board for information no later than 12 months from the date of this action.

Fiscal Impact:

Funds for Business Expenses are included in the adopted FY 2020 Operating Expense Budget.

Authority Strategies:

This item supports one or more of the Authority Strategies, as follows:

- Community Strategy Customer Strategy Employee Strategy Financial Strategy Operations Strategy

Environmental Review:

- A. CEQA: This Board action is not a project that would have a significant effect on the environment as defined by the California Environmental Quality Act ("CEQA"), as amended. 14 Cal. Code Regs. §15378. This Board action is not a "project" subject to CEQA. Cal. Pub. Res. Code §21065.
- B. California Coastal Act Review: This Board action is not a "development" as defined by the California Coastal Act. Cal. Pub. Res. Code §30106.

Application of Inclusionary Policies:

Not applicable.

Prepared by:

TONY R. RUSSELL
DIRECTOR, BOARD SERVICES/AUTHORITY CLERK

DRAFT
SPECIAL BOARD
AGENDA

Thursday, July 11, 2019
10:00 A.M.

San Diego International Airport
SDCRAA Administration Building – Third Floor
Board Room
3225 N. Harbor Drive
San Diego, California 92101

Board Members

C. April Boling
Chairman

Greg Cox
Jim Desmond
Mark Kersey
Robert T. Lloyd
Paul Robinson
Johanna S. Schiavoni
Michael Schumacher
Mark B. West

Ex-Officio Board Members

Cory Binns
Col. Charles B. Dockery
Gayle Miller

President / CEO

Kimberly J. Becker

Live webcasts of Authority Board meetings can be accessed at
<http://www.san.org/Airport-Authority/Meetings-Agendas/Authority-Board>

This Agenda contains a brief general description of each item to be considered. The indication of a recommended action does not indicate what action (if any) may be taken. ***Please note that agenda items may be taken out of order.*** If comments are made to the Board without prior notice or are not listed on the Agenda, no specific answers or responses should be expected at this meeting pursuant to State law.

Staff Reports and documentation relating to each item of business on the Agenda are on file in Board Services and are available for public inspection.

NOTE: Pursuant to Authority Code Section 2.15, all Lobbyists shall register as an Authority Lobbyist with the Authority Clerk within ten (10) days of qualifying as a lobbyist. A qualifying lobbyist is any individual who receives \$100 or more in any calendar month to lobby any Board Member or employee of the Authority for the purpose of influencing any action of the Authority. To obtain Lobbyist Registration Statement Forms, contact the Board Services/Authority Clerk Department.

PLEASE COMPLETE A "REQUEST TO SPEAK" FORM PRIOR TO THE COMMENCEMENT OF THE MEETING AND SUBMIT IT TO THE AUTHORITY CLERK. ***PLEASE REVIEW THE POLICY FOR PUBLIC PARTICIPATION IN BOARD AND BOARD COMMITTEE MEETINGS (PUBLIC COMMENT) LOCATED AT THE END OF THE AGENDA.***

The Authority has identified a local company to provide oral interpreter and translation services for public meetings. If you require oral interpreter or translation services, please telephone the Board Services /Authority Clerk Department with your request at (619) 400-2400 at least three (3) working days prior to the meeting.

CALL TO ORDER:

PLEDGE OF ALLEGIANCE:

ROLL CALL:

PRESENTATIONS:

A. SAN DIEGO FORWARD: THE 2021 REGIONAL PLAN – A BOLD NEW VISION IN 5 BIG MOVES:

Presented by Hasan Ikhata, Executive Director, SANDAG

REPORTS FROM BOARD COMMITTEES, AD HOC COMMITTEES, AND CITIZEN COMMITTEES AND LIAISONS:

- **AUDIT COMMITTEE:**
Committee Members: Hollingworth, Lloyd, Robinson (Chair), Schiavoni, Tartre, Van Sambeek, West
- **CAPITAL IMPROVEMENT PROGRAM OVERSIGHT COMMITTEE:**
Committee Members: Boling, Kersey (Chair), Schumacher, Robinson
- **EXECUTIVE PERSONNEL AND COMPENSATION COMMITTEE:**
Committee Members: Boling, Cox, Desmond (Chair), Kersey
- **FINANCE COMMITTEE:**
Committee Members: Cox (Chair), Lloyd, Schiavoni, West

AD HOC COMMITTEES

- **GROUND TRANSPORTATION AD HOC:**
Committee Members: Lloyd, Schiavoni, West (Chair)

ADVISORY COMMITTEES

- **AUTHORITY ADVISORY COMMITTEE:**
Liaison: Robinson (Primary), Schiavoni
- **ART ADVISORY COMMITTEE:**
Committee Member: Robert H. Gleason

LIAISONS

- **CALTRANS:**
Liaison: Binns
- **INTER-GOVERNMENTAL AFFAIRS:**
Liaison: Cox

- **MILITARY AFFAIRS:**
Liaison: Dockery
- **PORT:**
Liaisons: Boling (Primary), Cox, Robinson
- **WORLD TRADE CENTER:**
Representatives: Robert H. Gleason

BOARD REPRESENTATIVES (EXTERNAL)

- **SANDAG BOARD OF DIRECTORS:**
Representative: Boling
- **SANDAG TRANSPORTATION COMMITTEE:**
Representatives: Schiavoni (Primary), Schumacher
- **SCAG AVIATION TASK FORCE:**
Representative: Boling

CHAIR’S REPORT:

PRESIDENT/CEO’S REPORT:

NON-AGENDA PUBLIC COMMENT:

Non-Agenda Public Comment is reserved for members of the public wishing to address the Board on matters for which another opportunity to speak **is not provided on the Agenda**, and which is within the jurisdiction of the Board. Please submit a completed speaker slip to the Authority Clerk. ***Each individual speaker is limited to three (3) minutes. Applicants, groups and jurisdictions referring items to the Board for action are limited to five (5) minutes.***

Note: Persons wishing to speak on specific items should reserve their comments until the specific item is taken up by the Board.

CONSENT AGENDA (Items 1-8):

The consent agenda contains items that are routine in nature and non-controversial. Some items may be referred by a standing Board Committee or approved as part of the budget process. The matters listed under 'Consent Agenda' may be approved by one motion. Any Board Member may remove an item for separate consideration. Items so removed will be heard before the scheduled New Business Items, unless otherwise directed by the Chair.

1. APPROVAL OF MINUTES:

The Board is requested to approve minutes of prior meetings.

RECOMMENDATION: Approve the minutes of the May 16, 2019 and May 30, 2019 special meetings.

2. ACCEPTANCE OF BOARD AND COMMITTEE MEMBERS WRITTEN REPORTS ON THEIR ATTENDANCE AT APPROVED MEETINGS AND PRE-APPROVAL OF ATTENDANCE AT OTHER MEETINGS NOT COVERED BY THE CURRENT RESOLUTION:

The Board is requested to accept the reports.

RECOMMENDATION: Accept the reports and pre-approve Board Member attendance at other meetings, trainings and events not covered by the current resolution.

(Board Services: Tony R. Russell, Director/Authority Clerk)

3. AWARDED CONTRACTS, APPROVED CHANGE ORDERS FROM MAY 13, 2019 THROUGH JUNE 16, 2019 AND REAL PROPERTY AGREEMENTS GRANTED AND ACCEPTED FROM MAY 13, 2019 THROUGH JUNE 16, 2019:

The Board is requested to receive the report.

RECOMMENDATION: Receive the report.

(Procurement: Jana Vargas, Director)

4. JULY 2019 LEGISLATIVE REPORT:

The Board is requested to approve the report.

RECOMMENDATION: Adopt Resolution No. 2019-_____, approving the July 2019 Legislative Report.

(Government Relations: Matt Harris, Director)

CLAIMS

COMMITTEE RECOMMENDATIONS

5. AWARD AND AUTHORIZE THE PRESIDENT/CEO TO EXECUTE A CONTRACT WITH _____ TO DESIGN, FABRICATE, TRANSPORT AND DELIVER, AND CONSULT DURING INSTALLATION OF AN INTEGRATED ARTWORK FOR THE AIRLINE SUPPORT BUILDING PUBLIC ART OPPORTUNITY:

The Board is requested to approve a contract.

RECOMMENDATION: Adopt Resolution No. 2019-_____ awarding and authorizing the President/CEO to execute a contract with _____ to Design, Fabricate, Transport and Deliver, and Consult During Installation of an Integrated Artwork for the Airline Support Building Public Art Opportunity in an amount not-to-exceed \$300,000.

(Customer Experience & Innovation: Chris Chalupsky, Senior Manager, Arts Program)

CONTRACTS AND AGREEMENTS

CONTRACTS AND AGREEMENTS AND/OR AMENDMENTS TO CONTRACTS AND AGREEMENTS EXCEEDING \$1 MILLION

6. AWARD A CONTRACT TO S&L SPECIALTY CONSTRUCTION, INC. FOR QUIETER HOME PROGRAM PHASE 10, GROUP 2, PROJECT NO. 381002 SIXTY-THREE (63) NON-HISTORIC SINGLE-FAMILY AND MULTI-FAMILY UNITS ON THIRTY-THREE (33) RESIDENTIAL PROPERTIES LOCATED WEST OF THE AIRPORT:

The Board is requested to award a contract.

RECOMMENDATION: Adopt Resolution No. 2019-____, awarding a contract to S&L Specialty Construction, Inc. in the amount of \$1,622,771 for Phase 10, Group 2, Project No. 381002, of the San Diego County Regional Airport Authority's Quieter Home Program.

(Airport Planning & Environmental: Brendan Reed, Director)

7. APPROVE AND AUTHORIZE THE PRESIDENT/CEO TO NEGOTIATE AND EXECUTE AN ENVIRONMENTAL CONSULTING SERVICES CONTRACT TO PROVIDE PROJECT MANAGEMENT AND CONSULTING SERVICES ASSOCIATED WITH THE AIRPORT AUTHORITY'S ENVIRONMENTAL AND SUSTAINABILITY PROJECTS AT SAN DIEGO INTERNATIONAL AIRPORT:

The Board is requested to approve a contract.

RECOMMENDATION: Adopt Resolution No. 2019-____, approving and authorizing the President/CEO to negotiate and execute a 5-year Environmental Consulting Services contract with _____ to provide project management and consulting services associated with the Airport Authority's environmental and sustainability projects at San Diego International Airport, for an amount not to exceed \$2,900,000.

(Airport Planning & Environmental: Brendan Reed, Director)

8. AWARD A CONTRACT TO GRANITE CONSTRUCTION COMPANY FOR REHABILITATE CROSS TAXIWAYS C1, C2, C5 AND D AT SAN DIEGO INTERNATIONAL AIRPORT:

The Board is requested to award a contract.

RECOMMENDATION: Adopt Resolution No. 2019-____, awarding a contract to Granite Construction Company in the amount of \$6,461,407 for Project No. 104255, Rehabilitate Cross Taxiways C1, C2, C5 and D at San Diego International Airport.

(Airport Design & Construction: Bob Bolton, Director)

PUBLIC HEARINGS:

OLD BUSINESS:

NEW BUSINESS:

9. ACCEPT THE CLEAN TRANSPORTATION PLAN & CARBON NEUTRALITY PLAN FOR SAN DIEGO INTERNATIONAL AIRPORT:

The Board is requested to accept a plan.

RECOMMENDATION: Adopt Resolution No. 2019-____, accepting the Clean Transportation Plan & Carbon Neutrality Plan prepared for San Diego International Airport.

(Airport Planning & Environmental: Brendan Reed, Director)

10. AMEND AUTHORITY POLICY 5.12 - PREFERENCE TO SMALL, VETERAN OWNED, AND LOCAL BUSINESS:

The Board is requested to amend the policy.

RECOMMENDATION: Adopt Resolution No. 2019-0050, amending Policy 5.12 to clarify when preference points are applied and to broaden the definition of Veteran Owned Small Business to include Service Disabled Veteran Owned Small Businesses.

(Small Business Development: Regina Brown, Manager)

CLOSED SESSION:

11. CONFERENCE WITH LEGAL COUNSEL – EXISTING LITIGATION:

(Paragraph (1) of subdivision (d) of Cal. Gov. Code §54956.9)

Name of Case: San Diego County Regional Airport Authority v. American Car Rental, Inc., San Diego Superior Court Case No. 37-2016-00024056-CL-BC-CTL

12. CONFERENCE WITH LEGAL COUNSEL-EXISTING LITIGATION:

(Paragraph (1) of subdivision (d) of Cal. Gov. Code §54956.9)

Name of Case: Future DB International, Inc. v. San Diego County Regional Airport Authority, et al.

San Diego Superior Court Case No. 37-2018-00001531-CU-CR-CTL

13. CONFERENCE WITH LEGAL COUNSEL – EXISTING LITIGATION:

(Paragraph (1) of subdivision (d) of Cal. Gov. Code §54956.9)

Name of Case: Park Assist LLC v. San Diego County Regional Airport Authority, et al.

United States District Court Case No. 18 CV2068 LAB MDD

14. CONFERENCE WITH LEGAL COUNSEL – EXISTING LITIGATION:

(Paragraph (1) of subdivision (d) of Cal. Gov. Code §54956.9)

Name of Case: Sheila Culbreath v. San Diego County Regional Airport Authority, et al.

San Diego Superior Court Case No. 37-2018-00036327-CU-PA-CTL

15. CONFERENCE WITH LEGAL COUNSEL – ANTICIPATED LITIGATION:

(Initiation of litigation pursuant to paragraph (4) of subdivision (d) of Cal. Gov. Code §54956.9)

Number of cases: 2

16. CONFERENCE WITH LEGAL COUNSEL – ANTICIPATED LITIGATION:

(Significant exposure to litigation pursuant to paragraph (2) of subdivision (d) of Cal. Gov. Code §54956.9)

Investigative Order No. R9-2012-0009 by the California Regional Water Quality Control Board pertaining to an investigation of bay sediments at the Downtown Anchorage Area in San Diego.

Number of potential cases: 1

- 17. CONFERENCE WITH LEGAL COUNSEL – ANTICIPATED LITIGATION:**
(Significant exposure to litigation pursuant to paragraph (2) of subdivision (d) of Cal. Gov. Code §54956.9)
Navy Boat Channel Environmental Remediation
Number of potential cases: 1
- 18. CONFERENCE WITH LEGAL COUNSEL – ANTICIPATED LITIGATION:**
(Significant exposure to litigation pursuant to paragraph (2) of subdivision (d) of Cal. Gov. Code §54956.9)
Number of potential cases: 1
- 19. CONFERENCE WITH LEGAL COUNSEL – ANTICIPATED LITIGATION:**
(Significant exposure to litigation pursuant to paragraph (2) of subdivision (d) of Cal. Gov. Code §54956.9)
Order No. WQ 2019-0005-DWQ by the State Water Resources Control Board pertaining to PFAS
Number of potential cases: 1
- 20. CONFERENCE WITH REAL PROPERTY NEGOTIATORS:**
Property: Airline Operating and Lease Agreement - San Diego International Airport
Agency Negotiator: Kim Becker, Scott Brickner, John Dillon, Kathy Kiefer, Amy Gonzalez
Negotiating Parties: Alaska Airlines, Allegiant Airlines, American Airlines, British Airways, Delta Airlines, FedEx, JetBlue Airlines, Southwest Airlines, United Airlines
Under Negotiation: price and terms of payment
- 21. PUBLIC EMPLOYEE PERFORMANCE EVALUATION:**
Cal. Gov. Code §54957
Title: President/Chief Executive Officer
- 22. PUBLIC EMPLOYEE PERFORMANCE EVALUATION:**
Cal. Gov. Code §54957
Title: General Counsel
- 23. PUBLIC EMPLOYEE PERFORMANCE EVALUATION:**
Cal. Gov. Code §54957
Title: Chief Auditor

REPORT ON CLOSED SESSION:

GENERAL COUNSEL REPORT:

BUSINESS AND TRAVEL EXPENSE REIMBURSEMENT REPORTS FOR BOARD MEMBERS, PRESIDENT/CEO, CHIEF AUDITOR AND GENERAL COUNSEL WHEN ATTENDING CONFERENCES, MEETINGS, AND TRAINING AT THE EXPENSE OF THE AUTHORITY:

BOARD COMMENT:

ADJOURNMENT:

Policy for Public Participation in Board, Airport Land Use Commission (ALUC), and Committee Meetings (Public Comment)

- 1) Persons wishing to address the Board, ALUC, and Committees shall complete a “Request to Speak” form prior to the initiation of the portion of the agenda containing the item to be addressed (e.g., Public Comment and General Items). Failure to complete a form shall not preclude testimony, if permission to address the Board is granted by the Chair.
- 2) The Public Comment Section at the beginning of the agenda is reserved for persons wishing to address the Board, ALUC, and Committees on any matter for which another opportunity to speak is not provided on the Agenda, and on matters that are within the jurisdiction of the Board.
- 3) Persons wishing to speak on specific items listed on the agenda will be afforded an opportunity to speak during the presentation of individual items. Persons wishing to speak on specific items should reserve their comments until the specific item is taken up by the Board, ALUC and Committees.
- 4) If many persons have indicated a desire to address the Board, ALUC and Committees on the same issue, then the Chair may suggest that these persons consolidate their respective testimonies. Testimony by members of the public on any item shall be limited to **three (3) minutes per individual speaker and five (5) minutes for applicants, groups and referring jurisdictions.**
- 5) Pursuant to Authority Policy 1.33 (8), recognized groups must register with the Authority Clerk prior to the meeting.
- 6) After a public hearing or the public comment portion of the meeting has been closed, no person shall address the Board, ALUC, and Committees without first obtaining permission to do so.

Additional Meeting Information

NOTE: This information is available in alternative formats upon request. To request an Agenda in an alternative format, or to request a sign language or oral interpreter, or an Assistive Listening Device (ALD) for the meeting, please telephone the Authority Clerk’s Office at (619) 400-2400 at least three (3) working days prior to the meeting to ensure availability.

For your convenience, the agenda is also available to you on our website at www.san.org.

For those planning to attend the Board meeting, parking is available in the public parking lot located directly in front of the Administration Building. Bring your ticket to the third floor receptionist for validation.

You may also reach the SDCRAA Building by using public transit via the San Diego MTS System, Route 992. For route and fare information, please call the San Diego MTS at (619) 233-3004 or 511.

SAN DIEGO COUNTY REGIONAL AIRPORT AUTHORITY

ITEM 8

Board Members

C. April Boling
Chairman

Greg Cox

Jim Desmond

Mark Kersey

Robert T. Lloyd

Paul Robinson

Johanna S. Schiavoni

Michael Schumacher

Mark B. West

DRAFT SPECIAL AIRPORT LAND USE COMMISSION AGENDA

Thursday, July 11, 2019

10:00 A.M. or immediately following the Board Meeting

San Diego International Airport
SDCRAA Administration Building – Third Floor
Board Room
3225 N. Harbor Drive
San Diego, California 92101

Ex-Officio Board Members

Cory Binns

Col. Charles B. Dockery

Gayle Miller

President / CEO

Kimberly J. Becker

**Live webcasts of Authority Board meetings can be accessed at
<http://www.san.org/Airport-Authority/Meetings-Agendas/ALUC>**

Pursuant to California Public Utilities Code §§ 21670-21679.5, the Airport Land Use Commission ("Commission") is responsible for coordinating the airport planning of public agencies within San Diego County. The Commission has the legal responsibility to formulate airport land use compatibility plans ("ALUCPs") that will (a) provide for the orderly growth of each public airport and the areas surrounding the airport within the County and (b) safeguard the general welfare of the inhabitants within the vicinity of each airport and the public in general. Pursuant to §21670.3, the San Diego County Regional Airport Authority serves as the Commission.

This Agenda contains a brief general description of each item to be considered. The indication of a recommended action does not indicate what action (if any) may be taken. **Please note that agenda items may be taken out of order.** If comments are made to the Commission without prior notice or are not listed on the Agenda, no specific answers or responses should be expected at this meeting pursuant to State law.

Staff Reports and documentation relating to each item of business on the Agenda are on file in the Board Services/Authority Clerk Department and are available for public inspection.

NOTE: Pursuant to Authority Code Section 2.15, all Lobbyists shall register as an Authority Lobbyist with the Authority Clerk within ten (10) days of qualifying as a lobbyist. A qualifying lobbyist is any individual who receives \$100 or more in any calendar month to lobby any Commission Member or employee of the Authority for the purpose of influencing any action of the Authority. To obtain Lobbyist Registration Statement Forms, contact the Board Services/Authority Clerk Department.

PLEASE COMPLETE A "REQUEST TO SPEAK" FORM PRIOR TO THE COMMENCEMENT OF THE MEETING AND SUBMIT IT TO THE AUTHORITY CLERK. **PLEASE REVIEW THE POLICY FOR PUBLIC PARTICIPATION IN BOARD AND BOARD COMMISSION MEETINGS (PUBLIC COMMENT) LOCATED AT THE END OF THE AGENDA.**

CALL TO ORDER:

PLEDGE OF ALLEGIANCE:

ROLL CALL:

NON-AGENDA PUBLIC COMMENT:

Non-Agenda Public Comment is reserved for members of the public wishing to address the Commission on matters for which another opportunity to speak **is not provided on the Agenda**, and which is within the jurisdiction of the Commission. Please submit a completed speaker slip to the Authority Clerk. ***Each individual speaker is limited to three (3) minutes. Applicants, groups and jurisdictions referring items to the Board for action are limited to five (5) minutes.***

Note: Persons wishing to speak on specific items should reserve their comments until the specific item is taken up by the Commission.

CONSENT AGENDA (Item 1-2):

The Consent Agenda contains items that are routine in nature and non-controversial. It also contains consistency determinations that have been deemed consistent or conditionally consistent. The matters listed under 'Consent Agenda' may be approved by one motion. Any Commission Member may remove an item for separate consideration. Items so removed will be heard before the scheduled New Business items, unless otherwise directed by the Chair.

1. APPROVAL OF MINUTES:

The Airport Land Use Commission is requested to approve minutes of prior meetings.

RECOMMENDATION: Approve the minutes of the May 30, 2019 special meeting.

CONSISTENCY DETERMINATIONS

2. REPORT OF DETERMINATIONS OF CONSISTENCY WITH AIRPORT LAND USE COMPATIBILITY PLANS: SAN DIEGO INTERNATIONAL AIRPORT, 353 EUCLID AVENUE, 4684 SANTA CRUZ AVENUE:

The Airport Land Use Commission is requested to receive a report of determinations of consistency with Airport Land Use Compatibility Plans issued by staff.

RECOMMENDATION: Receive the report.

(Planning & Environmental Affairs: Ralph Redman)

PUBLIC HEARINGS:

OLD BUSINESS:

NEW BUSINESS:

COMMISSION COMMENT:

ADJOURNMENT:

**Policy for Public Participation in Board, Airport Land Use Commission (ALUC),
and Committee Meetings (Public Comment)**

- 1) Persons wishing to address the Board, ALUC, and Committees shall complete a “Request to Speak” form prior to the initiation of the portion of the agenda containing the item to be addressed (e.g., Public Comment and General Items). Failure to complete a form shall not preclude testimony, if permission to address the Board is granted by the Chair.
- 2) The Public Comment Section at the beginning of the agenda is reserved for persons wishing to address the Board, ALUC, and Committees on any matter for which another opportunity to speak is not provided on the Agenda, and on matters that are within the jurisdiction of the Board.
- 3) Persons wishing to speak on specific items listed on the agenda will be afforded an opportunity to speak during the presentation of individual items. Persons wishing to speak on specific items should reserve their comments until the specific item is taken up by the Board, ALUC and Committees.
- 4) If many persons have indicated a desire to address the Board, ALUC and Committees on the same issue, then the Chair may suggest that these persons consolidate their respective testimonies. Testimony by members of the public on any item shall be limited to **three (3) minutes per individual speaker and five (5) minutes for applicants, groups and referring jurisdictions.**
- 5) Pursuant to Authority Policy 1.33 (8), recognized groups must register with the Authority Clerk prior to the meeting.
- 6) After a public hearing or the public comment portion of the meeting has been closed, no person shall address the Board, ALUC, and Committees without first obtaining permission to do so.

Additional Meeting Information

NOTE: This information is available in alternative formats upon request. To request an Agenda in an alternative format, or to request a sign language or oral interpreter, or an Assistive Listening Device (ALD) for the meeting, please telephone the Authority Clerk’s Office at (619) 400-2400 at least three (3) working days prior to the meeting to ensure availability.

For your convenience, the agenda is also available to you on our website at www.san.org.

For those planning to attend the Board meeting, parking is available in the public parking lot located directly in front of the Administration Building. Bring your ticket to the third floor receptionist for validation.

You may also reach the SDCRAA Building by using public transit via the San Diego MTS System, Route 992. For route and fare information, please call the San Diego MTS at (619) 233-3004 or 511.