

SAN DIEGO COUNTY REGIONAL AIRPORT AUTHORITY

Board Members

C. April Boling
Chairman

Greg Cox
Jim Desmond
Mark Kersey
Robert T. Lloyd
Paul Robinson
Johanna Schiavoni
Michael Schumacher
Mark B. West

SPECIAL BOARD and EXECUTIVE/FINANCE COMMITTEE MEETING

AGENDA

Monday, August 27, 2018
9:00 A.M.

San Diego International Airport
SDCRAA Administration Building -- Third Floor
Board Room
3225 N. Harbor Drive
San Diego, CA 92101

Ex-Officio Board Members

Cory Binns
Col. Charles B. Dockery
Jacqueline Wong-Hernandez

President / CEO

Kimberly J. Becker

This Agenda contains a brief general description of each item to be considered. The indication of a recommended action does not indicate what action (if any) may be taken. If comments are made to the Committee without prior notice or are not listed on the Agenda, no specific answers or responses should be expected at this meeting pursuant to State law. ***Please note that agenda items may be taken out of order.***

Staff Reports and documentation relating to each item of business on the Agenda are on file in Board Services and are available for public inspection.

***NOTE:** This Committee Meeting also is noticed as a Special Meeting of the Board to (1) foster communication among Board members in compliance with the Brown Act; and (2) preserve the advisory function of the Committee.

Board members who are not members of this Committee may attend and participate in Committee discussions. Since sometimes more than a quorum of the Board may be in attendance, to comply with the Brown Act, this Committee meeting also is noticed as a Special Meeting of the Board.

To preserve the proper function of the Committee, only members officially assigned to this Committee are entitled to vote on any item before the Committee. This Committee only has the power to review items and make recommendations to the Board. Accordingly, this Committee cannot, and will not, take any final action that is binding on the Board or the Authority, even if a quorum of the Board is present.

PLEASE COMPLETE A "REQUEST TO SPEAK" FORM PRIOR TO THE COMMENCEMENT OF THE MEETING AND SUBMIT IT TO THE AUTHORITY CLERK. ***PLEASE REVIEW THE POLICY FOR PUBLIC PARTICIPATION IN BOARD AND BOARD COMMITTEE MEETINGS (PUBLIC COMMENT) LOCATED AT THE END OF THE AGENDA.***

CALL TO ORDER:

PLEDGE OF ALLEGIANCE:

ROLL CALL:

Board

Board Members: Binns (Ex-Officio), Boling (Chairman), Cox, Desmond, Dockery (Ex-Officio), Kersey, Lloyd, Robinson, Schumacher, Schiavoni, West, Wong-Hernandez (Ex-Officio)

Executive Committee

Committee Members: Boling (Chairman), Robinson, Schumacher

Finance Committee

Committee Members: Cox (Chairman), Lloyd, Schiavoni, West

NON-AGENDA PUBLIC COMMENT:

Non-Agenda Public Comment is reserved for members of the public wishing to address the Committee on matters for which another opportunity to speak **is not provided on the Agenda**, and which is within the jurisdiction of the Committee. Please submit a completed speaker slip to the Authority Clerk. ***Each individual speaker is limited to three (3) minutes. Applicants, groups and jurisdictions referring items to the Board for action are limited to five (5) minutes.***

Note: Persons wishing to speak on specific items should reserve their comments until the specific item is taken up by the Board.

BOARD

PRESENTATIONS:

A. ECONOMIC IMPACT STUDY:

Presented by Hampton Brown, Senior Director, Marketing & Air Service

NEW BUSINESS:

1. PARKING AND SHUTTLE OPERATIONS CONTRACT EXTENSIONS – ACE PARKING MANAGEMENT:

The Board is requested to execute an amendment.

RECOMMENDATION: Adopt Resolution No. 2018-0086, approving and authorizing the President/CEO to execute a Sixth Amendment to the Shuttle Management Services Agreement to extend the term by thirty (30) days resulting in a termination date of September 30, 2018.

(Ground Transportation: Marc Nichols, Director)

2. APPROVE AND AUTHORIZE THE PRESIDENT/CEO TO EXECUTE AN ON-CALL PROGRAM MANAGEMENT, STAFFING SUPPORT AND CONSULTING SERVICES AGREEMENT:

The Board is requested to approve an agreement.

RECOMMENDATION: Adopt Resolution No. 2018-0087, approving and authorizing the President/CEO to negotiate and execute an On-Call Program Management, Staffing Support and Consulting Services Agreement with AECOM Technical Services, Inc., for a term of five years with two one-year options, in an amount not-to-exceed \$19,500,000 for the first 18 months of the term, in support of planning, design and construction projects.

(Development: Dennis Probst, Vice President)

3. APPROVE A LEASE WITH 828 VENUE MGMT. CO. TO DEVELOP AND OPERATE AN EVENT VENUE WITHIN THE THIRD FLOOR COMMERCIAL SPACE OF THE RENTAL CAR CENTER:

The Board is requested to approve a lease.

RECOMMENDATION: Adopt Resolution No. 2018-0088, authorizing the President/CEO to negotiate and execute a lease with 828 Venue Mgmt. Co. and execute other required agreements for the development and use of the third floor commercial space within the Rental Car Center.

(Business Management: Eric Podnieks, Program Manager)

FINANCE COMMITTEE

NEW BUSINESS:

4. REVIEW OF THE UNAUDITED FINANCIAL STATEMENTS FOR THE TWELVE MONTHS ENDED JUNE 30, 2018:

RECOMMENDATION: Forward to the Board with a recommendation for acceptance.

Presented by: Kathy Kiefer, Senior Director, Finance and Asset Management

5. REVIEW OF THE AUTHORITY'S INVESTMENT REPORT AS OF JULY 31, 2018:

RECOMMENDATION: Forward to the Board with a recommendation for acceptance.

Presented by: Geoff Bryant, Manager, Airport Finance

EXECUTIVE COMMITTEE

NEW BUSINESS:

6. **APPROVAL OF MINUTES:**
RECOMMENDATION: Approve the minutes of the May 24, 2018 and June 25, 2018 regular meetings, and July 12, 2018 special meeting.
7. **PRE-APPROVAL OF TRAVEL REQUESTS AND APPROVAL OF BUSINESS AND TRAVEL EXPENSE REIMBURSEMENT REQUESTS FOR BOARD MEMBERS, THE PRESIDENT/CEO, THE CHIEF AUDITOR AND GENERAL COUNSEL:**
RECOMMENDATION: Pre-approve travel requests and approve business and travel expense reimbursement requests.
Presented by Tony R. Russell, Director, Board Services/Authority Clerk

REVIEW OF FUTURE AGENDAS:

8. **REVIEW OF THE DRAFT AGENDA FOR THE SEPTEMBER 6, 2018 BOARD MEETING:**
Presented by: Kimberly J. Becker, President/CEO
9. **REVIEW OF THE DRAFT AGENDA FOR THE SEPTEMBER 6, 2018 AIRPORT LAND USE COMMISSION MEETING:**
Presented by: Kimberly J. Becker, President/CEO

BOARD (CONTINUED)

CLOSED SESSION:

10. **CONFERENCE WITH LEGAL COUNSEL – EXISTING LITIGATION:**
(Paragraph (1) of subdivision (d) of Cal. Gov. Code §54956.9)
Name of Case: Enterprise Rent-a-Car Co. Of Los Angeles LLC v. San Diego Unified Port District, San Diego Superior Court Case No. 37-2018-00028276-CU-MC-CTL

COMMITTEE MEMBER COMMENTS:

ADJOURNMENT:

Policy for Public Participation in Board, Airport Land Use Commission (ALUC), and Committee Meetings (Public Comment)

- 1) Persons wishing to address the Board, ALUC, and Committees shall complete a "Request to Speak" form prior to the announcement of that portion of the agenda containing the item to be addressed (e.g., Public Comment and General Items). Failure to complete a form shall not preclude testimony, if permission to address the Board is granted by the Chair.
- 2) The Public Comment period at the beginning of the agenda is limited to eighteen (18) minutes and is reserved for persons wishing to address the Board, ALUC, or Committee on any matter for which another opportunity to speak is not provided on the Agenda, and on matters that are within the jurisdiction of the Board. A second Public Comment period is reserved for general public comment later in the meeting for those who were not heard during the first Public Comment period.
- 3) Persons wishing to speak on a specific item listed on the agenda will be afforded an opportunity to speak during the presentation of that individual item. Persons wishing to speak on a specific item should reserve their comments until the item is taken up by the Board, ALUC or Committee. Public comment on a specific item is limited to twenty (20) minutes – ten (10) minutes for those in favor and ten (10) minutes for those in opposition of an item. Each individual speaker will be allowed three (3) minutes, and applicants and groups will be allowed five (5) minutes.
- 4) If many persons have indicated a desire to address the Board, ALUC or Committees on the same issue, then the Chair may suggest that these persons consolidate their respective testimonies. Testimony by members of the public on any item shall be limited to **three (3) minutes per individual speaker and five (5) minutes for applicants, groups and referring jurisdictions.**
- 5) Pursuant to Authority Policy 1.33 (8), recognized groups must register with the Authority Clerk prior to the meeting.
- 6) After a public hearing or the Public Comment portion of the meeting has been closed, no person shall address the Board, ALUC, and Committees without first obtaining permission to do so.

Additional Meeting Information

NOTE: This information is available in alternative formats upon request. To request an Agenda in an alternative format, or to request a sign language or oral interpreter, or an Assistive Listening Device (ALD) for the meeting, please telephone the Authority Clerk's Office at (619) 400-2400 at least three (3) working days prior to the meeting to ensure availability.

For your convenience, the agenda is also available to you on our website at www.san.org.

For those planning to attend the Board meeting, parking is available in the public parking lot located directly in front of the SDCRAA Administration Building. Bring your ticket to the third floor receptionist for validation.

You may also reach the SDCRAA Administration Building by using public transit via the San Diego MTS system, Route 992. For route and fare information, please call the San Diego MTS at (619) 233-3004 or 511.

UPCOMING MEETING SCHEDULE

<i>Date</i>	<i>Day</i>	<i>Time</i>	<i>Meeting Type</i>	<i>Location</i>
September 24	Monday	9:00 A.M.	Regular	Board Room
October 22	Monday	9:00 A.M.	Regular	Board Room
November 26	Monday	9:00 A.M.	Regular	Board Room

ITEM A

San Diego County
Regional Airport Authority

August 2018

San Diego International Airport Economic Impact Study



**CDM
Smith**

Study Background

- Last study completed in 2013
- Quantify 2017 economic contributions from SAN
- Study began December 2017
- FAA-approved methodology
- Variety of data sources:
 - SDCRAA
 - On-airport tenant surveys
 - U.S. DOT
 - San Diego Tourism Authority



SAN Fun Facts

- SAN employs more than 8,300 people on-airport
- SAN, off-airport parking and air cargo facilities, and multiplier impacts are responsible for nearly 118,000 jobs and \$11.9 billion in output
- SAN supports 5.7% of the nearly 2.1 million jobs* in San Diego County in 2017
- Nearly 6 million CS and GA visitors are the catalyst for \$9.1 billion in output, which is 77% of SAN's total impact
- Visitor spending supports 97,800 jobs in Southern California

* Bureau of Economic Analysis

The Big Answer

SAN

TOTAL JOBS	116,571
TOTAL PAYROLL	\$3.9 billion
TOTAL OUTPUT	\$11.7 billion

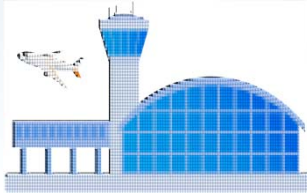
OFF-AIRPORT PARKING/AIR CARGO

TOTAL JOBS	1,400
TOTAL PAYROLL	\$57.5 million
TOTAL OUTPUT	\$180.7 million

TOTAL IMPACTS

TOTAL JOBS	117,971
TOTAL PAYROLL	\$3.9 billion
TOTAL OUTPUT	\$11.9 billion

Economic Impacts Measured



Airport Tenants



Construction



Visitor Expenditures



Multiplier Impacts



Off-Airport Parking & Air Cargo Facilities

Economic Impact Metrics



EMPLOYMENT







PAYROLL



OUTPUT

Economic Model





Total Impacts

Direct Impacts

Multiplier Impacts

Capital Improvements

- Consultants
- Engineers
- Construction

On-Airport Impacts

- Airlines
- Terminal Businesses
- Airport Operations

Visitor Impacts

- Hotel Stay
- Dining/meals
- Entertainment



On-Airport Tenant Impacts

Total Employment	Total Payroll	Total Output
15,617	\$659.1 million	\$2.2 billion



Includes:

- Businesses (e.g., airlines, terminal concessionaires, rental car agencies, and ground handlers)
- Government agencies (e.g., SDCRAA, FAA, and TSA)
- Multiplier impacts



Visitor Impacts

Total Employment	Total Payroll	Total Output
97,833	\$3.1 billion	\$9.1 billion

Includes:

- Commercial service visitors
- General aviation visitors
- Multiplier impacts



Construction Impacts

Total Employment	Total Payroll	Total Output
3,121	\$125.2 million	\$433.9 million

Includes:

- Rental Car Center
- Terminal 2 Parking Plaza
- Other on-airport construction projects
- Multiplier impacts



Off-Airport Parking & Air Cargo Impacts

Total Employment	Total Payroll	Total Output
1,400	\$57.5 million	\$180.7 million



Includes:

- Off-airport parking facilities (e.g., Aladdin Airport Parking, Wally Parking, and Park 'N Fly)
- Off-airport UPS and FedEx stations
- Multiplier impacts



Total Impacts

Total Employment	Total Payroll	Total Output
117,971	\$3.9 billion	\$11.9 billion



Comparison to 2012 Findings


	2012	2017
Total Employment	89,743	117,971
Total Output	\$9.2 billion	\$11.9 billion

- Employment increased 31%, output increased 29%
- Primary driver of increase in impacts = growth in passenger traffic
 - 8.6 million enplanements in 2012
 - 11.1 million enplanements in 2017

Future Flight Activity Economic Impacts Calculator

- Calculate economic impacts generated by visitors on future flights
- Model inputs: aircraft seats, flights per week, load factor, and flight origin
- Model results: visitors and direct, multiplier, and total impacts per flight and annually

MODEL RESULTS	
Annual Impacts	
Flight Origin China	
Annual Visitors 29,826	
Average Expenditure Per Visitor Per Trip \$3,310	
Direct Impacts	
Employment	1,185
Payroll	\$35,144,300
Output	\$98,716,900
Multiplier Impacts	
Employment	784
Payroll	\$32,531,400
Output	\$93,001,000
Total Impacts	
Employment	1,969
Payroll	\$67,675,700
Output	\$191,717,900



**THANK YOU
QUESTIONS?**



**CDM
Smith**

STAFF REPORT

Meeting Date: **AUGUST 27, 2018**

Subject:

Parking and Shuttle Operations Contract Extensions – Ace Parking Management

Recommendation:

Adopt Resolution No. 2018-0086, approving and authorizing the President/CEO to execute a Sixth Amendment to the Shuttle Management Services Agreement to extend the term by thirty (30) days resulting in a termination date of September 30, 2018.

Background/Justification:

The Authority contracts with outside service providers to manage its parking and shuttle operations. These two operations are solicited independently and result in separate contracts. Ace Parking Management (“Ace”) is the current provider for both the parking operations and shuttle operations contract.

Ace has been the contracted parking operations management provider since March 16, 2012. The current Parking Operations Contract has been amended three times and currently has a maximum amount payable of \$39,624,580.00. The current contract term will expire on August 31, 2018.

Ace has been the contracted shuttle operations service provider since February 8, 2012. The current Shuttle Operations Contract has been amended five times and currently has a maximum amount payable of \$51,069,003.00. The current contract term will expire on August 31, 2018.

Previous Extensions

Before both contracts were extended by the Board at the June 23, 2016 Board Meeting:

- the parking operations contract was set to expire on March 15, 2017, and
- the shuttle operations contract was set to expire on December 31, 2016.

At the May 19, 2016 Board meeting, Ground Transportation staff requested that the Board authorize the President/CEO to proceed with issuance of Request for Proposals (“RFP”) for provision of parking management and airport shuttle services. Selection and implementation of the airport parking management and shuttle contracts was to coincide with the termination of the existing contracts.

However, because construction of the Terminal 2 Parking Plaza (“T2PP”) was set to begin in August 2016, and continue through May 2018, the Board directed that both the parking and shuttle contracts be extended with the current providers (Ace Parking

Management) to maintain continuity of operations throughout construction. The new termination date for the shuttle agreement was effectively set for May 31, 2018. The new termination date for the parking agreement was effectively set for August 31, 2018. The Board approved both contract extensions with Resolution 2106-0048R at the June 23, 2016 Board meeting. This resolution is included as Attachment A.

Request for Proposal ("RFP") Process

Starting in December 2017 Ground Transportation staff developed the new RFP documents for the parking and shuttle operations over many months in conjunction with the Authority's Finance, General Counsel, Information and Technology Services, and Procurement departments. Many cross-functional meetings were held during the development process. Staff also contracted with an outside consultant, Kimley-Horn, to help develop the RFP documents with the latest industry requirements, operational considerations, and performance parameters. Although they will continue to be separate solicitations and agreements, for efficiency purposes a decision was made to solicit for both the parking and shuttle operations agreements at the same time. The RFP documents were published in June 2018 - Shuttle RFP on June 7th and the Parking RFP on June 12th.

Staff intends to seek Board approval for the new parking and shuttle operations agreements at the September 6, 2018 Board Meeting.

Requirement for Board Approval to Extend the Current Shuttle Operations Agreement

In order to complete the solicitation process and present its recommendations to the Board at the September Board Meeting, Staff requires an additional thirty (30) day extension of the existing parking and shuttle operations agreements. No additional money is required or sought for either agreement.

Pursuant to Authority Policy 5.01(3)(b)(iii), the President/CEO is authorized to extend the existing parking and shuttle operations agreements for ninety (90) days without Board approval. Because the parking operations agreement was already extended by the Board until August 31, 2018, no Board authorization is required for the President/CEO to further extend the agreement until September 30, 2018. However, because the shuttle operations agreement was previously extended only to May 31, 2018, a further extension of that agreement to September 30, 2018 would exceed the ninety (90) days allowed by the Policy. Accordingly, Staff is seeking Board approval for an extension of the existing shuttle operations agreement only, to September 30, 2018.

Recommendations

Parking Operations Contract -

The Parking Operations contract will be extended with no required Board action through September 30, 2018.

The remaining contract value as of April 30, 2018 is \$3,710,366.00. The average contract spend amount for the past six months ending April 30, 2018 is \$540,999.00. The extension of this contract through September 30, 2018 does not require an increase

Page 3 of 3

to the maximum amount payable. No increase in the maximum amount payable is requested.

Shuttle Operations Contract -

Staff recommends the Board adopt Resolution No. 2018-0086 authorizing the President/CEO to execute an amendment to the shuttle operations contract extending the agreement through September 30, 2018.

The remaining contract value as of April 30, 2018 is \$6,892,192.13. The average contract spend amount for the past six months ending April 30, 2018 is \$662,687. The extension of this contract through September 30, 2018 does not require an increase to the maximum amount payable. No increase in the maximum amount payable is requested.

Extending both contracts for a one-month period will allow a proper ramp-up, change in control, and hand-off to the subsequent service provider in an orderly and efficient manner.

Fiscal Impact:

Adequate funding for the extension of the Ace Parking and Shuttle contracts is included in the adopted FY 2019 Operating Expense Budget within the Contractual Services line item in the Ground Transportation Department.

Authority Strategies:

This item supports one or more of the Authority Strategies, as follows:

Community Strategy Customer Strategy Employee Strategy Financial Strategy Operations Strategy

Environmental Review:

A. CEQA: This Board action is not a project that would have a significant effect on the environment as defined by the California Environmental Quality Act ("CEQA"), as amended. 14 Cal. Code Regs. §15378. This Board action is not a "project" subject to CEQA. Cal. Pub. Res. Code §21065.

B. California Coastal Act Review: This Board action is not a "development" as defined by the California Coastal Act. Cal. Pub. Res. Code §30106.

Application of Inclusionary Policies:

Not applicable.

Prepared by:

MARC NICHOLS
DIRECTOR – GROUND TRANSPORTATION

RESOLUTION NO. 2018-0086

A RESOLUTION OF THE BOARD OF THE SAN DIEGO COUNTY REGIONAL AIRPORT AUTHORITY, APPROVING AND AUTHORIZING THE PRESIDENT/CEO TO EXECUTE A SIXTH AMENDMENT TO THE SHUTTLE MANAGEMENT SERVICES AGREEMENT TO EXTEND THE TERM BY THIRTY (30) DAYS RESULTING IN A TERMINATION DATE OF SEPTEMBER 30, 2018

WHEREAS, on April 27, 2011, the Authority issued a Request for Proposals for shuttle management services ("RFP for Shuttle Management"); and

WHEREAS, the Authority conducted a competitive process including the evaluation of proposals and interviews of the top ranked respondents; and

WHEREAS, after completion of the RFP for Shuttle Management, in August 2011, the Board awarded a contract to Ace Parking Management, Inc. ("Ace") to provide shuttle management services at San Diego International Airport ("Shuttle Management Services Agreement"); and

WHEREAS, on February 8, 2012, the Authority entered into a Shuttle Management Services Agreement with Ace to provide shuttle management services for a term beginning on February 8, 2012 and ending on December 31, 2016; and

WHEREAS, on June 27, 2012, the parties executed a First Amendment to the Shuttle Management Services Agreement with Ace giving the Authority greater flexibility to increase or decrease shuttle operations and providing for adjustment to hourly rates if certain thresholds are achieved; and

WHEREAS, on January 23, 2013, the parties executed a Second Amendment to the Shuttle Management Services Agreement clarifying the reimbursable language to include the cost of ongoing monitoring of the GPS system; and

WHEREAS, on May 30, 2014, the parties executed a Third Amendment to the Shuttle Management Services Agreement to insert fueling service requirement contract language; and

WHEREAS, on April 21, 2016, the parties executed a Fourth Amendment to the Shuttle Management Services Agreement increasing the compensation amount by \$2,530,682 for a not-to-exceed compensation amount of \$31,330,682; and

WHEREAS, on January 18, 2017, the parties executed a Fifth Amendment to the Shuttle Management Services Agreement extending the term to the latter of August 31, 2018 or until a Certificate of Occupancy is issued for the Authority's Terminal Parking Plaza (pursuant to authorization from the Board and the President/CEO's authority under Authority Policy 5.01(3)(b)(iii) to extend the agreement for an additional ninety (90) days); and

WHEREAS, on June 7, 2018, the Authority issued a request for proposals for shuttle management services ("RFP for Shuttle Management"); and

WHEREAS, the Authority conducted a competitive process including the evaluation of proposals, interviews of the top ranked respondents; and

WHEREAS, Authority Staff expects to seek authorization from the Board at its September 6, 2018 Board Meeting to execute an agreement with the new provider for Shuttle Management Services to begin October 1, 2018; and

WHEREAS, the current Shuttle Management Services Agreement requires Board action to be extended an additional thirty (30) days to September 30, 2018; and

WHEREAS, it is the intent of the Board that Shuttle Management Services continue without interruption.

NOW, THEREFORE BE IT RESOLVED, that the Board hereby approves and authorizes the President/CEO to execute a Sixth Amendment to the Shuttle Management Services Agreement to extend the term by thirty (30) days resulting in a termination date of September 30, 2018; and

BE IT FURTHER RESOLVED, that the Board hereby directs the President/CEO to take all necessary actions to negotiate and execute a Sixth Amendment to Shuttle Management Services Agreement consistent with this Resolution; and

BE IT FURTHER RESOLVED by the Board that it finds that this Board action is not a "project" as defined by the California Environmental Quality Act ("CEQA") (California Public Resources Code §21065); and is not a "development" as defined by the California Coastal Act (California Public Resources Code §30106).

PASSED, ADOPTED, AND APPROVED by the Board of the San Diego County Regional Airport Authority at a special meeting this 27th day of August, 2018, by the following vote:

AYES: Board Members:

NOES: Board Members:

ABSENT: Board Members:

ATTEST:

TONY R. RUSSELL
DIRECTOR, BOARD SERVICES /
AUTHORITY CLERK

APPROVED AS TO FORM:

AMY GONZALEZ
GENERAL COUNSEL

STAFF REPORT

Meeting Date: **AUGUST 27, 2018**

Subject:

Approve and Authorize the President/CEO to Execute an On-Call Program Management, Staffing Support and Consulting Services Agreement

Recommendation:

Adopt Resolution No. 2018-0087, approving and authorizing the President/CEO to negotiate and execute an On-Call Program Management, Staffing Support and Consulting Services Agreement with AECOM Technical Services, Inc., for a term of five years with two one-year options, in an amount not-to-exceed \$19,500,000 for the first 18 months of the term, in support of planning, design and construction projects.

Since its inception in 2003, San Diego County Regional Airport Authority (“Authority”) staff has been augmented as necessary by a competitively-selected program management firm (“PM/CM”). Over the years, the PM/CM firms have assisted Authority staff with improving and maintaining the facilities and infrastructure at San Diego International Airport (“SDIA”) through its Capital Improvement Program (“CIP”), Major Maintenance Program (“MMP”), and Quieter Home Program (“QHP”) (collectively, “CIP/MMP”).

Authority staff provide overall management and oversight of the CIP/MMP. When additional support is needed, the Authority evaluates the costs and benefits of hiring full-time Authority staff as opposed to using consultants. Hiring these long-term staff positions could reduce the amount paid to consultants, which would reduce the Authority’s program management costs. However, hiring full-time Authority staff would commit the Authority to the long-term costs of salaries and benefits (e.g., insurance, PTO, payroll taxes and retirement). In addition, the need for many of the very specialized and diverse skill sets that consultants can provide on an as-needed basis is short-term and periodic.

The PM/CM agreement provides the Authority with immediate access to experienced and highly-skilled individuals to support Authority staff with specialized management, architectural, and engineering services. The ability to mobilize and demobilize consultants when needed, based on the CIP/MMP demands, has historically proven to be the most cost-effective and efficient approach for implementing these programs, allowing the Authority to maintain flexibility, optimize the use of resources for accelerated project delivery, and support its operational and financial strategies.

All work provided under the PM/CM agreement is based on negotiated hourly rates and substantiated by time cards. Any reimbursable expenses are pre-approved in writing and are based on actual costs that are substantiated by receipts.

Page 2 of 7

Authority staff utilizes sophisticated program controls and construction management tools that help staff identify staffing needs, integrate those needs with the project schedule and budget, and determine when to mobilize and demobilize consultant staff. These tools also provide flexible and real-time reporting capability, enabling timely and detailed CIP/MMP oversight.

PM/CM APPROACH:

The Authority's approach to managing its CIP/MMP program is to maintain a blended organization that integrates Authority staff and PM/CM consultant staff into a single high-performing team. This results in an Authority/consultant relationship structure that provides a single point of accountability for project implementation from project initiation through design, construction, and delivery.

During the next five-year period, the Authority will continue to implement the ongoing CIP/MMP program for the development, maintenance, and operation of airport facilities.

However, Authority staffing levels are currently set to manage a baseline workload of typical airport improvement projects that are far less than the demand that will be placed on it for the next several years should the Authority proceed with the ADP. Therefore, experienced aviation staff resources are needed to assist Authority staff with the management of project workload in excess of that baseline, and to support projects requiring specialized subject matter expertise. The PM/CM consultant is necessary to provide these resources on an "as-needed" basis.

The CIP budget includes costs for the following Program Management services, including both Authority and consultant services:

- Program Management
- Construction Management
- Project Planning and Engineering
- Grant Assistance
- FAA Coordination
- Design Review
- Commissioning
- Environmental Analysis
- Scheduling
- Project Accounting
- Cost Estimating
- Project Reporting
- Project Controls
- Document Control
- Safety Program Administration
- Tenant Project Review
- Labor Compliance

PM/CM SELECTION PROCESS:

On May 30, 2018, a Request for Qualifications (“RFQ”) was issued to obtain Statements of Qualifications (“SOQ”) from qualified firms to provide On-Call Program Management, Staffing Support and Consulting Services to the Authority.

On June 27, 2018, the Authority received six SOQ from prospective consultant firms. Two of the SOQ were found non-responsive. The responsive SOQ were received from the following firms:

- AECOM Technical Services, Inc. (“AECOM”)
- Hill International
- Jacobs Project Management Company (“Jacobs”)
- Parsons Corporation (“Parsons”)

An Evaluation Panel (“Panel”) was established to review the four responsive SOQ. That Panel included the following six voting members:

- Vice President, Development
- Vice President, Finance & Asset Management / Treasurer
- Vice President, Operations & COO
- Director, Airport Design & Construction
- An outside advisor to the Authority President/CEO
- An airline-appointed representative

The SOQ Scoring Criteria used to short-list qualified firms considered the Respondents’ Program Managers’ qualifications, project team experience, organizational structure, proposed work plan, inclusionary approach/outreach efforts, and sustainability.

The Panel also evaluated the SOQ on responses to certain specific requirements that were set forth in the Request for Qualifications (“RFQ”). The RFQ requested that Respondents describe the qualifications of certain key personnel, as follows:

“Respondent shall identify and describe the availability and qualifications for the key personnel assigned to this project, including but not limited to a summary of the general tasks that each will perform. The areas of expertise and responsibility for these key personnel shall include, but are not limited to: architectural, civil engineering (roadways), civil engineering (airside), estimating, and technology.”

The Panel conducted a thorough review of the SOQ and determined that two firms were uniquely qualified to perform the requested program management, staffing support and consulting services.

Page 4 of 7

The Panel's rankings of the four SOQ are as follows:

Rankings	Panelist 1	Panelist 2	Panelist 3	Panelist 4	Panelist 5	Panelist 6	Total	Rank
AECOM	2	1	1	2	1	1	8	1
Hill International	3	4	3	4	3	4	21	3
Jacobs	1	2	2	1	2	2	10	2
Parsons	4	3	4	3	4	3	21	3

The Panel's combined scores for the four SOQ are as follows:

	Program Manager	Project Team & Experience	Organizational Structure	Work Plan, Approach & Methodology	Sustainability	Inclusionary Approach & Outreach	Total
AECOM	1080	1375	765	1325	530	230	5305
Hill International	740	1025	645	1125	470	225	4230
Jacobs	1020	1275	750	1325	520	230	5120
Parsons	820	1075	555	1100	470	200	4220

The two highest-ranked firms were AECOM and Jacobs.

On July 18, 2018, the Panel interviewed these two firms. During the interview, the short-listed Respondents were asked to provide responses to nine questions, prepared by the Panel, which targeted the evaluation criteria presented in the RFQ.

The Panel's final rankings are as follows:

	Panelist 1	Panelist 2	Panelist 3	Panelist 4	Panelist 5	Panelist 6	Total	Rank
AECOM	1	1	1	1	1	1	6	1
Jacobs	2	2	2	2	2	2	12	2

The Panel's final combined scores are as follows:

	Program Manager	Project Team & Experience	Organizational Structure	Work Plan, Approach & Methodology	Sustainability	Inclusionary Approach & Outreach	Total
AECOM	820	1225	780	1275	560	245	4905
Jacobs	740	950	555	1050	360	200	3855

Based on the final rankings, the Panel recommended that AECOM be selected.

AECOM has 85,000 employees and more than 400 offices across the United States, including five in San Diego and an additional 25 offices throughout Southern California. AECOM currently provides program management support services to the Authority (2015 to present), and previously provided these services from 2005 through 2013 for the Green Build terminal expansion program. AECOM currently manages numerous large airport improvement programs throughout the United States and worldwide, and its readily-available pool of top aviation talent will allow its team to solve virtually any project delivery challenge.

Page 5 of 7

AECOM's proposed program manager is John Cordner. Mr. Cordner has over 30 years' experience in aviation program and construction management. He most recently led the \$1.6 billion 1.2 million square-foot Bradley West Expansion at LAX, which was completed at \$80 million under budget. Mr. Cordner also recently managed the \$5.4 billion development program at Atlanta, which came in at \$200 million under budget. Mr. Cordner has also completed major and complex airside, landside, and terminal projects at airports in Honolulu, Edmonton, Philadelphia, and San Antonio. Mr. Cordner brings a collaborative, communicative, consensus-building and team-oriented management style that is ideally suited for progressive design-build projects in a blended staff and consultant environment.

As required by the RFQ, AECOM proposed key personnel, whose areas of responsibility included architectural, civil engineering (roadways), civil engineering (airside), estimating, and technology. AECOM's proposed key personnel were an expert and cohesive team, many of whom have previous experience in working together on large airport improvement projects, including several projects at SDIA. Its subconsultant team members include Gafcon, RIB US Cost, Kimley-Horn, and Joslin & Associates.

While it was not expressly named as a key position in the RFQ, the AECOM team particularly distinguished itself with its strong expertise in state-of-the-art program controls and advanced technology tools, which will provide meaningful cost and schedule tracking that will be critical to the successful delivery of Authority projects and programs. Gafcon brought examples from other public client engagements on which they had successfully worked to streamline processes and reduce administrative costs and showed how AECOM would bring that level of expertise to the Authority.

Engineering News-Record ranked AECOM as the #1 green design company in the U.S., and Newsweek listed AECOM as one of the "Greenest Big Companies".

Under their current contract with the Authority, AECOM has engaged more than 40 local consulting companies. Over 80% of the contract dollars have gone to local businesses and 35% of the work has been performed by small businesses.

CONCLUSION / NEXT STEPS:

Staff recommends that the President/CEO be authorized to negotiate and execute an On-Call Program Management, Staffing Support and Consulting Services Agreement with AECOM Technical Services, Inc., for a term of five years, with two one-year options to renew at the sole discretion of the President/CEO for those services that are initiated within five years of the execution date of the agreement and related to the Airport Development Plan in an amount not-to-exceed \$19,500,000 for the first 18 months of the term, in support of planning, design and construction projects such as the Capital Improvement Program, Major Maintenance Program, and Quieter Home Program.

A draft of the Environmental Impact Report ("EIR") is currently available for review and public comment. If, in the future, the EIR is certified by the Board and the Board decides to proceed with the projects associated with the ADP, then Staff will return to the Board to increase the value and scope of the agreement with AECOM.

Page 6 of 7

Prior to execution of the agreement with AECOM, staff will negotiate the scope of work and billing rates. Staff will verify that the billing rates for specific services under the agreement are consistent with industry standards. If staff cannot reach an agreement with AECOM, the proposed Board resolution authorizes the President/CEO to enter into negotiations with the next ranked firm, Jacobs, and establish an agreement with that firm.

Once an On-Call Program Management, Staffing Support and Consulting Services Agreement has been executed with the successful firm, the Authority will work with that firm to add subconsultants, based on the Authority's staffing needs for additional expertise. In the selection of those subconsultants, the Authority will work to maximize opportunities for small, local, and service-disabled veteran-owned businesses.

Fiscal Impact:

Adequate funds for the On-Call Program Management Services Agreement is included with the Board approved FY 2019-2023 Capital Program Budget and adopted FY 2019 and conceptually approved FY 2020 Operating Expense Budgets within the Services – Other Professional line item. Sources of funding will depend on the project(s) utilizing the services and include, but are not limited to, Airport Revenue Bonds, Passenger Facility Charges, Customer Facility Charges, Airport Cash, Special Facility Bonds, short-term borrowing using the Revolving Line of Credit and Federal Entitlement and Discretionary Grants.

Authority Strategies:

This item supports one or more of the Authority Strategies, as follows:

- Community Strategy Customer Strategy Employee Strategy Financial Strategy Operations Strategy

Environmental Review:

In reference to planning, design, and construction projects associated with the Capital Improvement Program and Major Maintenance Program:

- A. CEQA: This Board action is not a project that would have a significant effect on the environment as defined by the California Environmental Quality Act ("CEQA"), as amended. 14 Cal. Code Regs. §15378. This Board action is not a "project" subject to CEQA. Cal. Pub. Res. Code §21065.
- B. California Coastal Act Review: This Board action is not a "development" as defined by the California Coastal Act. Cal. Pub. Res. Code §30106.

In reference to the Quieter Home Program:

Environmental Review:

- A. CEQA. This Board action is a “project” subject to the California Environmental Quality Act (“CEQA”), Pub. Res. Code §21065. The individual projects under the Quieter Home Program are part of a class of projects that are categorically exempt from CEQA: 14 Cal. Code Regs. §15301 – “Existing Facilities: Class 1 consists of the operation, repair, maintenance, permitting, leasing, licensing, or minor alteration of existing public or private structures, facilities, mechanical equipment, or topographical features, involving negligible or no expansion of use beyond that existing at the time of the lead agency’s determination.”
- B. California Coastal Act. This Board action is a “development” as defined by the California Coastal Act, Cal. Pub. Res. Code §30106. The individual projects under the Quieter Home Program will consist of treatments to single-family and multi-family dwellings. Improvements to single-family homes are exempt from coastal permit requirements under Cal. Pub. Res. Code §30610(a) and 14 Cal. Code Regs. §13250 – “Improvements to Single-Family Residences.” The proposed improvements to multi-family residences are exempt from coastal permit requirements under Cal. Pub. Res. Code §30610(b) and 14 Cal. Code Regs. §13253 – “Improvements to Structures Other than Single-Family Residences and Public Works Facilities that Require Permits.”

Application of Inclusionary Policies:

The Authority has the following inclusionary programs/policies: a Disadvantaged Business Enterprise (DBE) Program, an Airport Concession Disadvantaged Business Enterprise (ACDBE) Program, Policy 5.12 and Policy 5.14. These programs/policies are intended to promote the inclusion of small, local, service disabled veteran owned, historically underrepresented businesses and other business enterprises, on all contracts. Only one of the programs/policies named above can be used in any single contracting opportunity.

The Authority’s DBE Program, as required by the U.S. Department of Transportation, 49 Code of Federal Regulations (CFR) Part 26, calls for the Authority to submit a triennial overall goal for DBE participation on all federally funded projects. When federal funds are utilized, the Authority is prohibited from using a program that provides a preference such as those used in Policies 5.12 and 5.14. Therefore, the Authority must utilize other means as provided in the DBE Plan to achieve participation.

This agreement utilizes federal funds; therefore, it will be applied toward the Authority’s overall DBE goal. AECOM proposed an Inclusionary Approach and Outreach Plan which delineates their commitment to help the Airport meet the DBE goal of 8.4% and to maximize participation by small, local, historically underrepresented businesses.

Prepared by:

DENNIS PROBST
VICE PRESIDENT, DEVELOPMENT DIVISION

RESOLUTION NO. 2018-0087

A RESOLUTION OF THE BOARD OF THE SAN DIEGO COUNTY REGIONAL AIRPORT AUTHORITY, APPROVING AND AUTHORIZING THE PRESIDENT/CEO TO NEGOTIATE AND EXECUTE AN ON-CALL PROGRAM MANAGEMENT, STAFFING SUPPORT AND CONSULTING SERVICES AGREEMENT WITH AECOM TECHNICAL SERVICES, INC., FOR A TERM OF FIVE YEARS, WITH TWO ONE-YEAR OPTIONS, IN AN AMOUNT NOT-TO-EXCEED \$19,500,000 FOR THE FIRST 18 MONTHS OF THE TERM, IN SUPPORT OF PLANNING, DESIGN AND CONSTRUCTION PROJECTS

WHEREAS, since its inception in 2003, San Diego County Regional Airport Authority ("Authority") staff has been augmented as necessary by a competitively-selected program management firm ("PM/CM"). Over the years, the PM/CM firms have assisted Authority staff with improving and maintaining the facilities and infrastructure at San Diego International Airport ("SDIA") through its Capital Improvement Program ("CIP"), Major Maintenance Program ("MMP"), and Quieter Home Program ("QHP") (collectively, "CIP/MMP"); and

WHEREAS, Authority staff provide overall management and oversight of the CIP/MMP; and

WHEREAS, when additional support is needed, the Authority evaluates the costs and benefits of hiring full-time Authority staff as opposed to using consultants; and

WHEREAS, hiring these long-term staff positions could reduce the amount paid to consultants, which would reduce the Authority's program management costs; and

WHEREAS, hiring full-time Authority staff would commit the Authority to the long-term costs of salaries and benefits (e.g., insurance, PTO, payroll taxes and retirement); and

WHEREAS, the need for many of the very specialized and diverse skill sets that consultants can provide on an as-needed basis is short-term and periodic; and

WHEREAS, the PM/CM agreement provides the Authority with immediate access to experienced and highly-skilled individuals to support Authority staff with specialized management, architectural, and engineering services; and

WHEREAS, the ability to mobilize and demobilize consultants when needed, based on the CIP/MMP demands, has historically proven to be the most cost-effective and efficient approach for implementing these programs, allowing the Authority to maintain flexibility, optimize the use of resources for accelerated project delivery, and support its operational and financial strategies; and

WHEREAS, all work provided under the PM/CM agreement is based on negotiated hourly rates and substantiated by time cards; and

WHEREAS, any reimbursable expenses are pre-approved in writing and are based on actual costs that are substantiated by receipts; and

WHEREAS, Authority staff utilizes sophisticated program controls and construction management tools that help staff identify staffing needs, integrate those needs with the project schedule and budget, and determine when to mobilize and demobilize consultant staff; and

WHEREAS, these tools also provide flexible and real-time reporting capability, enabling timely and detailed CIP/MMP oversight; and

WHEREAS, on May 30, 2018, a Request for Qualifications (“RFQ”) was issued to obtain Statements of Qualifications (“SOQ”) from qualified firms to provide On-Call Program Management, Staffing Support and Consulting Services to the Authority; and

WHEREAS, on June 27, 2018, the Authority received six SOQ from prospective consultant firms; and

WHEREAS, the responsive SOQ were received from the following firms:

- AECOM Technical Services, Inc. (“AECOM”)
- Hill International
- Jacobs Project Management Company (“Jacobs”)
- Parsons Corporation (“Parsons”); and

WHEREAS, an Evaluation Panel (“Panel”) was established to review the four responsive SOQ; and

WHEREAS, the SOQ Scoring Criteria used to short-list qualified firms considered the Respondents’ Program Managers’ qualifications, project team experience, organizational structure, proposed work plan, inclusionary approach/outreach efforts, and sustainability; and

WHEREAS, the Panel also evaluated the SOQ on responses to certain specific requirements that were set forth in the Request for Qualifications ("RFQ"); and

WHEREAS, the Panel conducted a thorough review of the SOQ and determined that AECOM and Jacobs were uniquely qualified to perform the requested program management, staffing support and consulting services; and

WHEREAS On July 18, 2018, the Panel interviewed these two firms; and

WHEREAS, AECOM Technical Services, Inc. was the highest-ranked firm.

NOW, THEREFORE, BE IT RESOLVED that the Board hereby approves and authorizes the President/CEO to negotiate and execute an On-Call Program Management, Staffing Support and Consulting Services Agreement with AECOM Technical Services, Inc., for a term of five years, with two one-year options to renew at the sole discretion of the President/CEO for those services that are initiated within five years of the execution date of the agreement and related to the Airport Development Plan in an amount not-to-exceed \$19,500,000 for the first 18 months of the term, in support of planning, design and construction projects such as the Capital Improvement Program, Major Maintenance Program, and Quieter Home Program; and

BE IT FURTHER RESOLVED that the Board hereby authorizes the President/CEO to negotiate the scope of work and billing rates to be included in the Agreement and approve the subconsultants who will perform work under the Agreement with AECOM Technical Services, Inc.; and

BE IT FUTHER RESOLVED that, if the President/CEO is unable to complete negotiations and execute an agreement with AECOM Technical Services, Inc., the Board hereby authorizes the President/CEO to negotiate and execute an On-Call Program Management, Staffing Support and Consulting Services Agreement with Jacobs Project Management Company for a term of five years, with two one-year options to renew at the sole discretion of the President/CEO for those services that are initiated within five years of the execution date of the agreement and related to the Airport Development Plan in an amount not-to-exceed \$19,500,000 for the first 18 months of the term, in support of planning, design and construction projects such as the Capital Improvement Program, Major Maintenance Program, and Quieter Home Program; and

BE IT FURTHER RESOLVED that the Authority and its officers, employees, and agents hereby are authorized, empowered, and directed to do and perform all such acts as may be necessary or appropriate in order to effectuate fully the foregoing resolution; and

BE IT FURTHER RESOLVED that in reference to planning, design, and construction projects associated with the Capital Improvement Program and Major Maintenance Program, the Board finds this action is not a "project" as defined by the California Environmental Quality Act ("CEQA") (California Public Resources Code §21065); and is not a "development" as defined by the California Coastal Act (California Public Resources Code §30106); and

BE IT FURTHER RESOLVED that in reference to the Quieter Home Program, the Board of the San Diego County Regional Airport Authority finds that this is a "project" as defined by the California Environmental Quality Act ("CEQA"), Cal. Pub. Res. Code §21065; and is a "development," as defined by the California Coastal Act, Cal. Pub. Res. Code §30106 and that the individual Quieter Home Program projects are categorically exempt from the CEQA under Cal. Code Regs. §15301(f), "Existing Facilities," and are exempt from coastal permit requirements under Cal. Pub. Res. Code §§30610(a) and 30610(b) and 14 Cal. Code Regs. §§13250 and 13253.

PASSED, ADOPTED, AND APPROVED by the Board of the San Diego County Regional Airport Authority at a special meeting this 27th day of August, 2018, by the following vote:

AYES: Board Members:

NOES: Board Members:

ABSENT: Board Members:

ATTEST:

TONY R. RUSSELL
DIRECTOR, BOARD SERVICES/
AUTHORITY CLERK

APPROVED AS TO FORM:

AMY GONZALEZ
GENERAL COUNSEL

Item 2



Approve and Authorize the President/CEO to Execute a Program Management and Support Services Agreement

August 27, 2018

Presented by:

Dennis Probst, Vice President, Development

Concept of Program Management

- Maintain Authority core staff
- Assist the Authority with its design and construction needs
- Provide staff augmentation on an “as-needed basis”
 - Leverage core staff
 - Adjust consultant support based on workload and required expertise
- Provide immediate access to:
 - Highly skilled design and construction professionals
 - Specialized aviation experts
 - Diverse technical resources

Concept of Program Management (Con't)

- The Funding for the PM/CM consultant is in the Board-approved CIP Budget
- The control of the authorized budget for the PM/CM remains with Authority staff
- The agreement with the Consultant does not commit the expenditure of the funds
- The program control system monitors design and construction, and reports:
 - Status of scope, budget, and schedule
 - Staffing resource requirements

Concept of Program Management (Con't)

- As the Need for the Consultant's Staff Arises:
 - The Authority will inform the consultant of its staffing requirements
 - The consultant will provide resumes of the consultant and subconsultant candidates who meet the requirements
 - The Authority will select the most qualified candidate
 - The Authority will negotiate the selected candidate rate with the consultant
 - The Authority will issue a Personnel Authorization to the consultant to add the selected candidate to the Authority Team
- The Authority reviews and approves consultant's timesheets
- As program/project workload grows or diminishes, the Authority will direct the consultant to increase or reduce staff

Inclusionary Approach

- Selecting the prime consultant and key resources only
 - Develop collaborative inclusionary plan
 - Aggressive outreach plan for subconsultants
- Maximizing participation of:
 - Small and local businesses
 - Disadvantaged Business Enterprises (DBE)
 - Service Disabled Veteran Owned Small Businesses (SDVOSB)

Authority Program Management Moving Forward

- 2018 Forward
 - PM/CM firm committed to:
 - Active participation of small, disadvantaged, service disabled veteran owned, and local businesses
 - Control of oversight and management costs
 - Focused accountability
 - Synergetic working environment
 - Use of pre-approved standard rates
 - Assisting, training, and mentoring Authority staff
 - Sunset with the completion of the ADP

Staff Augmentation Examples

- Program Managers
- Project Managers
- Construction Managers
- Project Engineers and Architects
- Program Control and Reporting Specialists
- Communication/IT Systems Specialists
- Security Systems Specialists
- Jet-Bridge Specialists
- Cost Estimators
- Schedulers
- Accounting Specialists
- Document Control Specialists
- Inspectors

RFQ Evaluation Panel

Six Panelists:

- Vice President, Development
- Vice President, Finance & Asset Management/Treasurer
- Vice President, Operations & COO
- Director, Airport Design & Construction
- An Outside Advisor to the Authority President / CEO
- An Airline-Appointed Representative

Program Management Selection Process

- Request For Qualifications (RFQ)
- 6 Statements of Qualification received; 4 were responsive to the RFQ
- 2 step process: short list and interviews
- Selected 2 firms for interviews
- Interview panel ranked the top 2 firms

RFQ - Evaluation Criteria

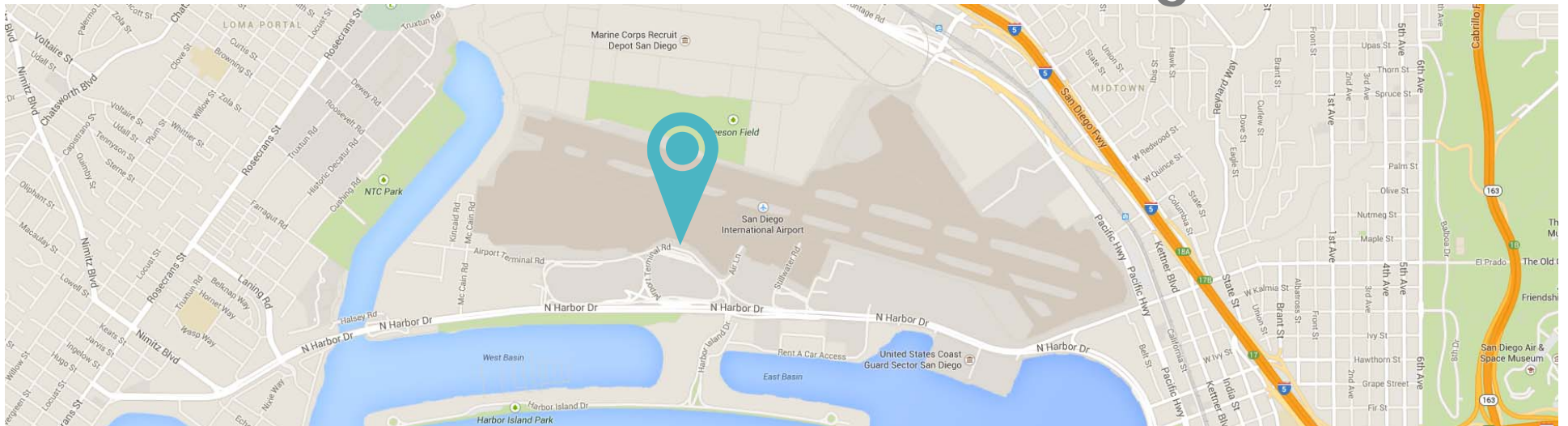
	Panelist 1	Panelist 2	Panelist 3	Panelist 4	Panelist 5	Panelist 6	Total	Rank
AECOM	1	1	1	1	1	1	6	1
Jacobs	2	2	2	2	2	2	12	2

	Program Manager	Project Team & Experience	Organizational Structure	Work Plan, Approach & Methodology	Sustainability	Inclusionary Approach & Outreach	Total
AECOM	820	1225	780	1275	560	245	4905
Jacobs	740	950	555	1050	360	200	3855

Recommendation

Approve and authorize the President / CEO to negotiate and execute an On-Call Program Management, Staffing Support and Consulting Services Agreement with AECOM Technical Services, Inc., for a term of five years, with two one-year options, in an amount not-to-exceed \$19,500,000 for the first 18 months of the term, in support of planning, design, and construction projects.

In the Heart of San Diego



Questions?

ITEM 3

**APPROVE A LEASE WITH 828
VENUE MGMT. CO. TO DEVELOP
AND OPERATE AN EVENT VENUE
WITHIN THE THIRD FLOOR
COMMERCIAL SPACE OF THE
RENTAL CAR CENTER:**

**There is no information on this item
at this time.**

SAN DIEGO COUNTY REGIONAL AIRPORT AUTHORITY
Statements of Net Position
as of June 30, 2018
(Unaudited)

ASSETS

	June	
	2018	2017
Current assets:		
Cash and investments ⁽¹⁾	\$ 64,174,494	\$ 82,304,997
Tenant lease receivable, net of allowance of 2018: (\$206,648) and 2017: (\$227,155)	10,837,699	9,321,939
Grants receivable	10,955,228	3,354,396
Notes receivable-current portion	1,903,323	1,801,694
Prepaid expenses and other current assets	6,542,069	4,433,986
Total current assets	94,412,813	101,217,012
Cash designated for capital projects and other ⁽¹⁾	39,294,169	25,792,246
Restricted assets:		
Cash and investments:		
Bonds reserve ⁽¹⁾	62,346,162	60,779,648
Passenger facility charges and interest unapplied ⁽¹⁾	80,297,022	73,311,497
Customer facility charges and interest unapplied ⁽¹⁾	44,661,437	37,816,405
SBD Bond Guarantee ⁽¹⁾	4,000,000	4,000,000
Bond proceeds held by trustee ⁽¹⁾	328,249,381	162,047,300
Passenger facility charges receivable	6,635,273	6,155,618
Customer facility charges receivable	4,097,774	3,731,762
OCIP insurance reserve	5,310,167	2,791,385
Total restricted assets	535,597,216	350,633,615
Noncurrent assets:		
Capital assets:		
Land and land improvements	135,086,591	111,041,142
Runways, roads and parking lots	646,939,284	626,871,756
Buildings and structures	1,679,690,969	1,421,351,604
Machinery and equipment	57,328,477	49,078,924
Vehicles	17,949,708	15,720,793
Office furniture and equipment	37,185,876	33,489,927
Works of art	12,411,889	10,065,769
Construction-in-progress	109,783,472	171,498,031
	2,696,376,266	2,439,117,946
Less accumulated depreciation	(992,971,931)	(894,209,246)
Total capital assets, net	1,703,404,335	1,544,908,700
Other assets:		
Notes receivable - long-term portion	31,338,762	33,242,085
Investments-long-term portion ⁽¹⁾	165,556,361	174,112,000
Net OPEB Asset	97,418	-
Security deposit	349,943	349,943
Total other assets	197,342,484	207,704,028
Deferred outflows of resources:		
Deferred pension outflows	22,607,833	20,245,534
Deferred OPEB outflows	1,082,904	-
Deferred POB outflows	505,326	-
Total assets and deferred outflows of resources	\$ 2,594,247,080	\$ 2,250,501,135

⁽¹⁾ Total cash and investments, \$788,579,026 for 2018 and \$620,164,093 for 2017

SAN DIEGO COUNTY REGIONAL AIRPORT AUTHORITY
Statements of Net Position
as of June 30, 2018
(Unaudited)

LIABILITIES AND NET POSITION

	June	
	2018	2017
Current liabilities:		
Accounts payable and accrued liabilities	\$ 71,490,907	\$ 49,619,884
Deposits and other current liabilities	12,196,801	10,468,592
Total current liabilities	83,687,707	60,088,476
Current liabilities - payable from restricted assets:		
Current portion of long-term debt	22,650,000	11,585,000
Accrued interest on bonds and variable debt	39,701,005	32,748,705
Total liabilities payable from restricted assets	62,351,005	44,333,705
Long-term liabilities:		
Variable debt	20,163,000	58,998,000
Other long-term liabilities	9,108,988	7,963,503
Long term debt - bonds net of amortized premium	1,587,310,696	1,276,017,497
Net pension liability	18,743,453	18,111,482
Total long-term liabilities	1,635,326,136	1,361,090,482
Total liabilities	1,781,364,848	1,465,512,663
Deferred inflows of resources:		
Deferred pension inflows	3,506,867	1,815,440
Deferred OPEB inflows	541,669	-
Deferred POB inflows	178,971	-
Total liabilities and deferred inflows of resources	\$ 1,785,592,354	\$ 1,467,328,103
Net Position:		
Invested in capital assets, net of related debt	394,386,153	352,750,572
Other restricted	204,477,819	188,384,629
Unrestricted:		
Designated	39,294,169	25,792,246
Undesignated	170,496,585	216,245,585
Total Net Position	\$ 808,654,726	\$ 783,173,032

SAN DIEGO COUNTY REGIONAL AIRPORT AUTHORITY
Statements of Revenues, Expenses, and Changes in Net Position
For the Twelve Months Ended June 30, 2018 and 2017
(Unaudited)

	Budget	Actual	Variance Favorable (Unfavorable)	%	Prior Year
				Change	
Operating revenues:					
Aviation revenue:					
Landing fees	\$ 27,712,653	\$ 24,044,021	\$ (3,668,632)	(13)%	\$ 24,612,411
Aircraft parking fees	3,019,412	3,235,788	216,376	7%	2,926,972
Building rentals	59,007,990	62,060,270	3,052,280	5%	56,574,915
Security surcharge	32,915,963	32,281,302	(634,661)	(2)%	29,468,089
CUPPS Support Charges	1,401,408	1,292,569	(108,839)	(8)%	1,181,660
Other aviation revenue	195,498	183,910	(11,588)	(6)%	1,617,410
Terminal rent non-airline	1,584,928	2,035,733	450,805	28%	1,556,123
Terminal concessions	25,702,218	28,362,995	2,660,777	10%	26,145,801
Rental car license fees	28,349,863	29,998,392	1,648,529	6%	28,295,513
Rental car center cost recovery	1,731,699	1,466,087	(265,612)	(15)%	1,866,307
License fees other	4,785,748	5,782,383	996,635	21%	4,948,191
Parking revenue	40,600,661	43,518,624	2,917,963	7%	41,355,249
Ground transportation permits and citations	7,376,756	9,735,406	2,358,650	32%	8,051,988
Ground rentals	19,805,203	20,072,905	267,702	1%	18,496,911
Grant reimbursements	-	540,857	540,857	-	292,000
Other operating revenue	773,469	1,408,549	635,080	82%	1,457,407
Total operating revenues	254,963,469	266,019,791	11,056,322	4%	248,846,947
Operating expenses:					
Salaries and benefits	47,920,155	47,865,714	54,441	-	46,873,856
Contractual services	46,993,764	45,285,814	1,707,950	4%	44,329,690
Safety and security	31,064,557	30,733,076	331,481	1%	28,421,602
Space rental	10,190,750	10,189,836	914	-	10,189,944
Utilities	12,250,493	12,509,607	(259,114)	(2)%	10,735,956
Maintenance	15,352,342	12,602,989	2,749,353	18%	14,269,951
Equipment and systems	368,378	597,856	(229,478)	(62)%	512,855
Materials and supplies	474,589	655,693	(181,104)	(38)%	610,808
Insurance	1,202,600	1,097,868	104,732	9%	956,358
Employee development and support	1,317,630	1,248,352	69,278	5%	1,353,253
Business development	3,744,934	3,245,988	498,946	13%	2,340,951
Equipment rentals and repairs	3,526,170	3,124,474	401,696	11%	3,130,315
Total operating expenses	174,406,362	169,157,267	5,249,095	3%	163,725,539
Depreciation	105,531,703	105,531,703	-	-	95,229,027
Operating income (loss)	(24,974,596)	(8,669,179)	16,305,417	65%	(10,107,619)
Nonoperating revenue (expenses):					
Passenger facility charges	42,304,130	46,952,755	4,648,625	11%	42,199,763
Customer facility charges (Rental Car Center)	40,008,566	41,036,526	1,027,960	3%	36,527,853
Quieter Home Program	(3,648,000)	(2,860,944)	787,056	22%	(784,752)
Interest income	8,782,637	12,937,187	4,154,550	47%	8,133,765
BAB interest rebate	4,656,199	4,666,190	9,991	-	4,651,203
Interest expense	(82,286,329)	(74,838,594)	7,447,735	9%	(62,332,408)
Bond amortization costs	4,059,229	5,690,489	1,631,260	40%	4,153,544
Other nonoperating income (expenses)	(10,000)	(13,229,153)	(13,219,153)	-	(17,120,557)
Nonoperating revenue, net	13,866,432	20,354,456	6,488,024	47%	15,428,411
Change in net position before capital grant contributions	(11,108,164)	11,685,277	22,793,441	205%	5,320,792
Capital grant contributions	11,700,000	13,079,164	1,379,164	12%	1,903,686
Change in net position	\$ 591,836	\$ 24,764,441	\$ 24,172,605	4084%	\$ 7,224,478

SAN DIEGO COUNTY REGIONAL AIRPORT AUTHORITY
 Statements of Revenues, Expenses, and Changes in Net Position
 For the Month Ended June 30, 2018
 (Unaudited)

	Budget	Actual	Variance Favorable (Unfavorable)	% Change	Prior Year
Operating revenues:					
Aviation revenue:					
Landing fees	\$ 2,544,282	\$ (488,805)	\$ (3,033,087)	-	\$ 982,552
Aircraft parking Fees	251,617	291,875	40,258	16%	261,682
Building rentals	4,984,457	7,453,050	2,468,593	50%	6,035,312
Security surcharge	2,751,297	2,084,815	(666,482)	(24)%	2,122,889
CUPPS Support Charges	116,784	5,559	(111,225)	(95)%	42,099
Other aviation revenue	17,307	15,454	(1,853)	(11)%	136,422
Terminal rent non-airline	131,794	178,347	46,553	35%	138,101
Terminal concessions	2,317,118	2,629,013	311,895	13%	2,410,477
Rental car license fees	2,334,842	3,069,769	734,927	31%	2,460,277
Rental car center cost recovery	144,308	140,831	(3,477)	(2)%	248,202
License fees other	381,898	674,991	293,093	77%	537,418
Parking revenue	3,172,618	4,095,767	923,149	29%	3,545,680
Ground transportation permits and citations	646,489	901,407	254,918	39%	756,019
Ground rentals	1,630,222	1,655,214	24,992	2%	1,548,068
Grant reimbursements	-	47,425	47,425	-	24,000
Other operating revenue	64,455	129,296	64,841	101%	112,391
Total operating revenues	21,489,488	22,884,008	1,394,520	6%	21,361,589
Operating expenses:					
Salaries and benefits	4,666,734	5,821,843	(1,155,109)	(25)%	5,493,076
Contractual services	4,565,251	4,052,955	512,296	11%	4,308,991
Safety and security	2,903,837	3,019,215	(115,378)	(4)%	3,095,159
Space rental	849,239	848,055	1,184	-	848,997
Utilities	1,116,471	1,255,900	(139,429)	16%	972,179
Maintenance	1,732,005	1,074,187	657,818	38%	1,425,270
Equipment and systems	68,412	171,031	(102,619)	(150)%	88,605
Materials and supplies	68,687	121,065	(52,378)	(76)%	81,939
Insurance	167,245	87,158	80,087	48%	78,916
Employee development and support	167,808	147,064	20,744	12%	219,476
Business development	492,029	322,138	169,891	35%	160,856
Equipment rentals and repairs	380,003	219,375	160,628	42%	147,023
Total operating expenses	17,177,721	17,139,986	37,735	0%	16,920,487
Depreciation	10,064,654	10,064,654	-	-	9,332,567
Operating income (loss)	(5,752,887)	(4,320,632)	1,432,255	25%	(4,891,465)
Nonoperating revenue (expenses):					
Passenger facility charges	3,701,773	4,278,554	576,781	16%	3,644,070
Customer facility charges (Rental Car Center)	3,330,643	3,781,946	451,303	14%	3,471,360
Quieter Home Program	(458,902)	(313,372)	145,530	32%	(108,474)
Interest income	642,213	998,122	355,909	55%	776,903
BAB interest rebate	388,017	388,849	832	16%	396,345
Interest expense	(6,787,903)	(6,261,408)	526,495	8%	(5,760,854)
Bond amortization costs	334,589	478,438	143,849	43%	342,992
Other nonoperating income (expenses)	(1,000)	(9,283,194)	(9,282,194)	-	(461,298)
Nonoperating revenue, net	1,149,430	(5,932,065)	(7,081,495)	(616)%	2,301,044
Change in net position before capital grant contributions	(4,603,457)	(10,252,697)	(5,649,240)	(123)%	(2,590,421)
Capital grant contributions	4,456,666	3,339,142	(1,117,524)	(25)%	98,685
Change in net position	\$ (146,791)	\$ (6,913,555)	\$ (6,766,764)	4610%	\$ (2,491,736)



San Diego County Regional Airport Authority
Authority Detail Income Statement - Supplemental Schedule
 For the twelve months ended June 30, 2018
 (Unaudited)

Print Date: 8/14/2018
 Print Time: 10:04:49AM
 Report ID: GL0012

	Month to Date					Year to Date				
	Budget	Actual	Variance Favorable (Unfavorable)	Variance Percent	Prior Year Actual	Budget	Actual	Variance Favorable (Unfavorable)	Variance Percent	Prior Year Actual
Landing Fees										
41112 - Landing Fees - Signatory	\$2,557,104	\$(481,201)	\$(3,038,305)	(119)	\$908,627	\$27,778,758	\$24,145,095	\$(3,633,663)	(13)	\$24,856,800
41113 - Landing Fee Rebate	(12,822)	(7,604)	5,219	41	73,925	(66,105)	(101,074)	(34,969)	(53)	(244,389)
Total Landing Fees	2,544,281	(488,805)	(3,033,086)	(119)	982,553	27,712,653	24,044,021	(3,668,632)	(13)	24,612,412
Aircraft Parking Fees										
41150 - Terminal Aircraft Parking	216,391	236,519	20,128	9	208,376	2,596,694	2,717,458	120,763	5	2,500,517
41155 - Remote Aircraft Parking	35,226	55,356	20,129	57	53,307	422,718	518,330	95,612	23	426,455
Total Aircraft Parking Fees	251,618	291,875	40,257	16	261,683	3,019,412	3,235,788	216,376	7	2,926,972
Building and Other Rents										
41210 - Terminal Rent	4,901,168	7,356,321	2,455,153	50	5,948,451	58,096,176	61,062,654	2,966,478	5	55,729,555
41215 - Federal Inspection Services	83,288	96,729	13,441	16	86,859	911,814	997,616	85,802	9	845,360
Total Building and Other Rents	4,984,457	7,453,050	2,468,594	50	6,035,310	59,007,990	62,060,270	3,052,280	5	56,574,915
Security Surcharge										
41310 - Airside Security Charges	664,841	536,939	(127,902)	(19)	259,980	7,950,700	7,833,450	(117,250)	(1)	6,998,445
41320 - Terminal Security Charge	2,086,456	1,547,876	(538,580)	(26)	1,862,909	24,965,263	24,447,852	(517,411)	(2)	22,469,644
Total Security Surcharge	2,751,297	2,084,815	(666,482)	(24)	2,122,889	32,915,963	32,281,302	(634,661)	(2)	29,468,089
CUPPS Support Charges										
41400 - CUPPS Support Charges	116,784	5,559	(111,225)	(95)	42,099	1,401,408	1,292,569	(108,839)	(8)	1,181,660
Total CUPPS Support Charges	116,784	5,559	(111,225)	(95)	42,099	1,401,408	1,292,569	(108,839)	(8)	1,181,660
Other Aviation Revenue										
43100 - Fuel Franchise Fees	17,307	15,454	(1,853)	(11)	17,471	195,498	183,910	(11,588)	(6)	189,998
43105 - New Capital Recovery	0	0	0	0	118,951	0	0	0	0	1,427,412
Total Other Aviation Revenue	17,307	15,454	(1,853)	(11)	136,422	195,498	183,910	(11,588)	(6)	1,617,410
Non-Airline Terminal Rents										
45010 - Terminal Rent - Non-Airline	131,794	178,347	46,553	35	138,101	1,584,928	2,035,733	450,805	28	1,556,123
Total Non-Airline Terminal Rents	131,794	178,347	46,553	35	138,101	1,584,928	2,035,733	450,805	28	1,556,123

San Diego County Regional Airport Authority
Authority Detail Income Statement - Supplemental Schedule
For the twelve months ended June 30, 2018
(Unaudited)

Print Date: 8/14/2018
Print Time: 10:04:49AM
Report ID: GL0012

	Month to Date					Year to Date				
	Budget	Actual	Variance Favorable (Unfavorable)	Variance Percent	Prior Year Actual	Budget	Actual	Variance Favorable (Unfavorable)	Variance Percent	Prior Year Actual
Concession Revenue										
45111 - Term Concessions-Food & Bev	\$1,019,116	\$1,215,333	\$196,217	19	\$1,083,068	\$10,975,345	\$12,640,069	\$1,664,724	15	\$10,974,569
45112 - Terminal Concessions - Retail	644,578	732,021	87,443	14	683,176	6,965,892	7,735,413	769,521	11	7,199,925
45113 - Term Concessions - Other	250,832	280,800	29,968	12	263,430	3,036,334	3,331,389	295,056	10	3,858,153
45114 - Term Concessions Space Rents	72,689	81,757	9,068	12	80,033	872,267	913,120	40,852	5	878,530
45115 - Term Concessions Cost Recovery	125,414	120,598	(4,816)	(4)	114,525	1,515,940	1,483,664	(32,276)	(2)	1,100,562
45116 - Rec Distr Center Cost Recovery	135,036	134,100	(937)	(1)	127,397	1,586,440	1,571,870	(14,571)	(1)	1,514,959
45117 - Concessions Marketing Program	69,453	64,404	(5,049)	(7)	58,848	750,000	687,470	(62,530)	(8)	619,103
45120 - Rental car license fees	2,334,842	3,069,769	734,927	31	2,460,277	28,349,863	29,998,392	1,648,530	6	28,295,513
45121 - Rental Car Center Cost Recover	144,308	140,831	(3,477)	(2)	248,202	1,731,699	1,466,087	(265,613)	(15)	1,866,307
45130 - License Fees - Other	381,898	674,991	293,092	77	537,418	4,785,748	5,782,383	996,635	21	4,948,191
Total Concession Revenue	5,178,166	6,514,602	1,336,435	26	5,656,373	60,569,529	65,609,858	5,040,329	8	61,255,813
Parking and Ground Transportat										
45210 - Parking	3,172,618	4,095,767	923,150	29	3,545,680	40,600,661	43,518,624	2,917,963	7	41,355,249
45220 - AVI fees	623,323	859,059	235,735	38	718,809	6,974,012	9,257,884	2,283,872	33	7,164,669
45240 - Ground Transportation Pe	7,754	10,598	2,844	37	4,180	217,800	215,256	(2,544)	(1)	649,419
45250 - Citations	15,412	31,750	16,338	106	33,030	184,944	262,266	77,321	42	237,900
Total Parking and Ground Transportat	3,819,107	4,997,174	1,178,067	31	4,301,699	47,977,417	53,254,029	5,276,612	11	49,407,237
Ground Rentals										
45310 - Ground Rental Fixed - N	1,630,222	1,655,215	24,992	2	1,548,068	19,805,203	20,072,905	267,703	1	18,496,911
45320 - Ground Rental - Percenta	0	0	0	0	0	0	0	0	0	0
Total Ground Rentals	1,630,222	1,655,215	24,992	2	1,548,068	19,805,203	20,072,905	267,703	1	18,496,911
Grant Reimbursements										
45410 - TSA Reimbursements	0	24,000	24,000	0	24,000	0	292,000	292,000	0	292,000
45420 - Planning Grants	0	23,425	23,425	0	0	0	248,857	248,857	0	0
Total Grant Reimbursements	0	47,425	47,425	0	24,000	0	540,857	540,857	0	292,000

San Diego County Regional Airport Authority
Authority Detail Income Statement - Supplemental Schedule

For the twelve months ended June 30, 2018

(Unaudited)

Print Date: 8/14/2018
 Print Time: 10:04:49AM
 Report ID: GL0012

	Month to Date					Year to Date				
	Budget	Actual	Variance Favorable (Unfavorable)	Variance Percent	Prior Year Actual	Budget	Actual	Variance Favorable (Unfavorable)	Variance Percent	Prior Year Actual
Other Operating Revenue										
45510 - Finger Printing Fee	\$17,605	\$24,002	\$6,397	36	\$23,141	\$211,264	\$259,969	\$48,704	23	\$213,899
45520 - Utilities Reimbursements	19,427	17,117	(2,309)	(12)	16,613	233,120	200,869	(32,251)	(14)	224,679
45530 - Miscellaneous Other Reve	4,274	27,033	22,759	533	5,901	51,284	324,758	273,474	533	669,541
45540 - Service Charges	7,314	40,939	33,625	460	45,441	87,767	383,718	295,951	337	146,840
45570 - FBO Landing Fees	15,836	20,204	4,367	28	21,295	190,034	234,595	44,561	23	197,808
45580 - Equipment Rental	0	0	0	0	0	0	4,640	4,640	0	4,640
Total Other Operating Revenue	64,456	129,294	64,839	101	112,391	773,469	1,408,548	635,079	82	1,457,406
Total Operating Revenue	21,489,488	22,884,004	1,394,516	6	21,361,587	254,963,469	266,019,791	11,056,321	4	248,846,947
Personnel Expenses										
Salaries										
51110 - Salaries & Wages	3,606,069	2,931,507	674,562	19	2,906,348	36,215,159	29,282,039	6,933,120	19	28,902,458
51210 - Paid Time Off	0	388,468	(388,468)	0	279,434	0	3,542,658	(3,542,658)	0	2,766,377
51220 - Holiday Pay	0	56,884	(56,884)	0	57,264	0	724,533	(724,533)	0	713,273
51240 - Other Leave With Pay	0	12,630	(12,630)	0	5,356	0	122,628	(122,628)	0	114,891
51250 - Special Pay	0	1,343,930	(1,343,930)	0	1,326,098	0	1,503,198	(1,503,198)	0	2,086,106
Total Salaries	3,606,069	4,733,419	(1,127,350)	(31)	4,574,500	36,215,159	35,175,056	1,040,103	3	34,583,104
52110 - Overtime	63,504	85,784	(22,280)	(35)	68,520	749,000	742,403	6,597	1	700,345

San Diego County Regional Airport Authority
Authority Detail Income Statement - Supplemental Schedule
For the twelve months ended June 30, 2018
(Unaudited)

Print Date: 8/14/2018
Print Time: 10:04:49AM
Report ID: GL0012

	Month to Date					Year to Date				
	Budget	Actual	Variance Favorable (Unfavorable)	Variance Percent	Prior Year Actual	Budget	Actual	Variance Favorable (Unfavorable)	Variance Percent	Prior Year Actual
Benefits										
54110 - FICA Tax	\$276,791	\$354,965	\$(78,174)	(28)	\$344,070	\$2,707,656	\$2,582,893	\$124,763	5	\$2,511,196
54120 - Unemployment Insurance-S	0	0	0	0	0	0	33,636	(33,636)	0	72,538
54130 - Workers Compensation Ins	30,522	3,344	27,178	89	18,857	305,220	170,224	134,996	44	195,314
54135 - Workers Comp Incident Expense	0	105,626	(105,626)	0	4,134	0	170,762	(170,762)	0	86,540
54210 - Medical Insurance	346,605	380,644	(34,038)	(10)	309,696	4,108,471	3,885,897	222,574	5	3,930,552
54220 - Dental Insurance	28,264	31,773	(3,509)	(12)	26,236	330,445	313,386	17,059	5	311,974
54230 - Vision Insurance	3,360	2,442	918	27	3,264	40,316	37,770	2,547	6	38,508
54240 - Life Insurance	8,838	18,742	(9,903)	(112)	8,642	106,059	114,423	(8,364)	(8)	100,522
54250 - Short Term Disability	11,323	11,275	48	0	10,108	113,225	123,670	(10,445)	(9)	119,819
54310 - Retirement	814,259	738,511	75,748	9	503,299	8,114,439	7,026,561	1,087,877	13	5,824,172
54312 - Pension - GASB 68	0	0	0	0	0	0	2,010,451	(2,010,451)	0	1,679,109
54313 - POB Pension - GASB 73	0	0	0	0	0	0	986,673	(986,673)	0	0
54314 - OPEB - GASB 75	0	0	0	0	0	0	540,459	(540,459)	0	0
54315 - Retiree Health Benefits	179,078	12,250	166,828	93	228,950	2,148,935	125,750	2,023,185	94	2,145,850
54410 - Taxable Benefits	0	0	0	0	20,060	0	(4,233)	4,233	0	40,691
54430 - Accrued Vacation	0	(25,981)	25,981	0	(39,923)	0	45,562	(45,562)	0	(131,087)
54440 - Relocation	0	0	0	0	0	0	73,425	(73,425)	0	0
Total Benefits	1,699,040	1,633,590	65,450	4	1,437,395	17,974,766	18,237,309	(262,543)	(1)	16,925,697
Cap Labor/Burden/OH Recharge										
54510 - Capitalized Labor Recha	(630,167)	(112,425)	(517,742)	(82)	(113,173)	(6,301,674)	(1,411,232)	(4,890,442)	(78)	(1,086,813)
54515 - Capitalized Burden Rech	0	(51,388)	51,388	0	(43,055)	0	(594,035)	594,035	0	(402,458)
54599 - OH Contra	0	(414,172)	414,172	0	(416,510)	0	(3,633,813)	3,633,813	0	(3,618,125)
Total Cap Labor/Burden/OH Recharge	(630,167)	(577,985)	(52,183)	(8)	(572,738)	(6,301,674)	(5,639,079)	(662,594)	(11)	(5,107,396)
QHP Labor/Burden/OH Recharge										
54520 - QHP Labor Recharge	(71,710)	(32,227)	(39,483)	(55)	(10,330)	(717,096)	(300,113)	(416,983)	(58)	(91,941)
54525 - QHP Burden Recharge	0	(14,657)	14,657	0	(4,272)	0	(135,810)	135,810	0	(37,859)
54526 - QHP OH Contra Acct	0	(5,961)	5,961	0	0	0	(206,448)	206,448	0	(99,109)
Total QHP Labor/Burden/OH Recharge	(71,710)	(52,846)	(18,864)	(26)	(14,602)	(717,096)	(642,371)	(74,725)	(10)	(228,910)

San Diego County Regional Airport Authority
Authority Detail Income Statement - Supplemental Schedule
For the twelve months ended June 30, 2018
(Unaudited)

Print Date: 8/14/2018
Print Time: 10:04:49AM
Report ID: GL0012

	Month to Date					Year to Date				
	Budget	Actual	Variance Favorable (Unfavorable)	Variance Percent	Prior Year Actual	Budget	Actual	Variance Favorable (Unfavorable)	Variance Percent	Prior Year Actual
MM&JS Labor/Burden/OH Recharge										
54530 - MM & JS Labor Recharge	\$0	\$(566)	\$566	0	\$(236)	\$0	\$(18,337)	\$18,337	0	\$686
54531 - Joint Studies - Labor	0	444	(444)	0	236	0	10,734	(10,734)	0	327
54535 - MM & JS Burden Recharge	0	(223)	223	0	(85)	0	(4,621)	4,621	0	(113)
54536 - Maintenance-Burden	0	223	(223)	0	85	0	4,621	(4,621)	0	113
Total MM&JS Labor/Burden/OH Recharge	0	(122)	122	0	0	0	(7,604)	7,604	0	1,012
Total Personnel Expenses	4,666,737	5,821,841	(1,155,104)	(25)	5,493,074	47,920,156	47,865,714	54,442	0	46,873,853
Non-Personnel Expenses										
Contract Services										
61100 - Temporary Staffing	69,161	73,497	(4,336)	(6)	45,330	393,550	505,645	(112,095)	(28)	397,503
61110 - Auditing Services	35,000	35,000	0	0	22,000	143,900	142,900	1,000	1	180,800
61120 - Legal Services	130,000	(48,588)	178,588	137	(6,264)	750,000	525,002	224,998	30	447,715
61130 - Services - Professional	1,406,569	1,292,602	113,967	8	1,557,295	12,216,453	11,531,235	685,218	6	12,811,678
61150 - Outside Svs - Other	394,086	375,931	18,154	5	366,010	4,106,193	3,870,644	235,548	6	3,475,821
61160 - Services - Custodial	2,575,715	2,468,777	106,938	4	2,429,297	29,857,932	29,152,954	704,979	2	27,825,791
61190 - Receiving & Dist Cntr Services	141,551	140,195	1,356	1	134,653	1,662,976	1,654,589	8,387	1	1,594,694
61990 - OH Contra	(186,831)	(284,458)	97,627	52	(239,329)	(2,137,240)	(2,097,155)	(40,084)	(2)	(2,404,312)
Total Contract Services	4,565,251	4,052,956	512,294	11	4,308,993	46,993,765	45,285,813	1,707,951	4	44,329,690
Safety and Security										
61170 - Services - Fire, Police,	521,814	504,792	17,022	3	581,433	6,155,640	6,024,426	131,214	2	5,726,344
61180 - Services - SDUPD-Harbor	1,946,039	2,030,301	(84,262)	(4)	1,989,936	19,864,888	19,337,602	527,285	3	17,799,133
61185 - Guard Services	319,316	331,701	(12,384)	(4)	356,090	3,644,029	3,753,769	(109,740)	(3)	3,299,808
61188 - Other Safety & Security Serv	116,667	152,420	(35,753)	(31)	167,699	1,400,000	1,617,279	(217,279)	(16)	1,596,317
Total Safety and Security	2,903,836	3,019,213	(115,377)	(4)	3,095,157	31,064,556	30,733,076	331,480	1	28,421,602
Space Rental										
62100 - Rent	849,239	848,055	1,184	0	848,997	10,190,750	10,189,836	914	0	10,189,944
Total Space Rental	849,239	848,055	1,184	0	848,997	10,190,750	10,189,836	914	0	10,189,944

San Diego County Regional Airport Authority
Authority Detail Income Statement - Supplemental Schedule
For the twelve months ended June 30, 2018
(Unaudited)

Print Date: 8/14/2018
Print Time: 10:04:49AM
Report ID: GL0012

	Month to Date					Year to Date				
	Budget	Actual	Variance Favorable (Unfavorable)	Variance Percent	Prior Year Actual	Budget	Actual	Variance Favorable (Unfavorable)	Variance Percent	Prior Year Actual
Utilities										
63100 - Telephone & Other Commun	\$40,010	\$48,650	\$(8,640)	(22)	\$22,120	\$475,750	\$529,535	\$(53,785)	(11)	\$607,349
63110 - Utilities - Gas & Electr	972,870	1,075,894	(103,024)	(11)	908,611	10,687,088	10,816,498	(129,410)	(1)	9,150,125
63120 - Utilities - Water	103,591	131,415	(27,825)	(27)	41,678	1,087,655	1,164,997	(77,342)	(7)	982,297
63190 - OH Contra	0	(58)	58	0	(230)	0	(1,423)	1,423	0	(3,815)
Total Utilities	1,116,470	1,255,901	(139,431)	(12)	972,179	12,250,493	12,509,607	(259,114)	(2)	10,735,955
Maintenance										
64100 - Facilities Supplies	59,767	137,617	(77,851)	(130)	113,606	760,000	884,359	(124,359)	(16)	988,578
64110 - Maintenance - Annual R	1,414,049	841,452	572,597	40	934,176	11,717,342	9,772,615	1,944,727	17	10,067,969
64122 - Contractor Labor	0	0	0	0	149	0	164	(164)	0	838
64123 - Contractor Burden	0	0	0	0	190	0	209	(209)	0	1,067
64124 - Maintenance-Overhead	0	12	(12)	0	585	0	1,577	(1,577)	0	1,337
64125 - Major Maintenance - Mat	223,188	34,363	188,825	85	280,960	2,375,000	1,491,806	883,194	37	2,731,044
64127 - Contract Overhead (co	0	0	0	0	(196)	0	461	(461)	0	3,072
64130 - Remediation	0	0	0	0	19	0	(19)	19	0	19
64140 - Refuse & Hazardous Waste	35,001	60,744	(25,743)	(74)	95,781	500,000	451,817	48,183	10	476,027
Total Maintenance	1,732,005	1,074,188	657,816	38	1,425,271	15,352,342	12,602,989	2,749,353	18	14,269,951
Equipment and Systems										
65100 - Equipment & Systems	69,009	172,484	(103,475)	(150)	76,200	377,550	600,694	(223,144)	(59)	518,351
65101 - OH Contra	(597)	(1,453)	856	143	12,405	(9,172)	(2,838)	(6,334)	(69)	(5,496)
Total Equipment and Systems	68,412	171,031	(102,619)	(150)	88,605	368,378	597,857	(229,478)	(62)	512,855
Materials and Supplies										
65110 - Office & Operating Suppl	54,315	68,801	(14,486)	(27)	67,968	432,000	496,931	(64,931)	(15)	516,820
65120 - Safety Equipment & Suppl	16,810	53,830	(37,021)	(220)	13,948	100,580	132,193	(31,613)	(31)	101,948
65130 - Tools - Small	6,958	1,716	5,242	75	1,666	26,000	56,726	(30,726)	(118)	54,622
65199 - OH Contra	(9,397)	(3,282)	(6,116)	(65)	(1,642)	(83,991)	(30,157)	(53,834)	(64)	(62,582)
Total Materials and Supplies	68,684	121,065	(52,381)	(76)	81,940	474,589	655,694	(181,104)	(38)	610,807

San Diego County Regional Airport Authority
Authority Detail Income Statement - Supplemental Schedule
For the twelve months ended June 30, 2018
(Unaudited)

Print Date: 8/14/2018
Print Time: 10:04:49AM
Report ID: GL0012

	Month to Date					Year to Date				
	Budget	Actual	Variance Favorable (Unfavorable)	Variance Percent	Prior Year Actual	Budget	Actual	Variance Favorable (Unfavorable)	Variance Percent	Prior Year Actual
Insurance										
67170 - Insurance - Property	\$44,725	\$43,466	\$1,259	3	\$40,919	\$536,700	\$518,772	\$17,928	3	\$491,033
67171 - Insurance - Liability	12,533	11,827	706	6	11,825	150,400	141,900	8,500	6	141,900
67172 - Insurance - Public Offic	17,842	15,034	2,808	16	11,255	215,050	181,358	33,692	16	136,012
67173 - Insurance Miscellaneous	92,145	16,832	75,313	82	14,918	300,450	255,838	44,612	15	187,413
Total Insurance	167,245	87,159	80,086	48	78,917	1,202,600	1,097,868	104,732	9	956,359
Employee Development and Suppo										
66120 - Awards - Service	5,424	5,992	(568)	(10)	15,064	81,200	44,540	36,660	45	67,687
66130 - Book & Periodicals	7,076	4,780	2,295	32	4,596	45,850	48,039	(2,189)	(5)	45,116
66220 - Permits/Certificates/Lic	15,432	485	14,947	97	15,893	175,975	156,326	19,649	11	194,072
66260 - Recruiting	2,190	3,816	(1,626)	(74)	3,292	94,000	161,269	(67,269)	(72)	127,084
66280 - Seminars & Training	57,140	60,118	(2,978)	(5)	46,451	408,225	332,529	75,696	19	375,905
66290 - Transportation	13,369	12,647	722	5	12,287	153,196	135,046	18,150	12	139,059
66299 - OH Contra	(11,905)	(3,776)	(8,129)	(68)	8,729	(75,001)	(29,649)	(45,353)	(60)	(44,571)
66305 - Travel-Employee Developm	50,930	43,017	7,913	16	44,678	283,135	265,579	17,556	6	290,616
66310 - Tuition	10,833	6,795	4,038	37	8,723	60,000	46,153	13,847	23	38,696
66320 - Uniforms	17,318	13,189	4,129	24	59,763	91,050	88,520	2,530	3	119,589
Total Employee Development and Suppo	167,808	147,064	20,744	12	219,477	1,317,630	1,248,354	69,276	5	1,353,253
Business Development										
66100 - Advertising	252,140	4,886	247,254	98	(10,213)	910,300	562,757	347,544	38	820,094
66110 - Allowance for Bad Debts	2,500	(5,244)	7,744	310	8,278	10,000	(10,211)	20,211	202	10,013
66200 - Memberships & Dues	106,390	41,324	65,066	61	37,694	530,269	518,376	11,893	2	430,656
66230 - Postage & Shipping	2,640	558	2,082	79	799	22,700	18,070	4,630	20	16,653
66240 - Promotional Activities	104,505	247,602	(143,097)	(137)	77,442	2,036,545	1,944,290	92,255	5	731,117
66250 - Promotional Materials	4,614	3,029	1,585	34	30,198	32,120	33,827	(1,707)	(5)	131,499
66300 - Travel-Business Developm	19,240	29,982	(10,742)	(56)	16,658	203,000	178,879	24,121	12	200,919
Total Business Development	492,029	322,137	169,892	35	160,856	3,744,934	3,245,988	498,946	13	2,340,951

San Diego County Regional Airport Authority
Authority Detail Income Statement - Supplemental Schedule
For the twelve months ended June 30, 2018
(Unaudited)

Print Date: 8/14/2018
Print Time: 10:04:49AM
Report ID: GL0012

	Month to Date					Year to Date				
	Budget	Actual	Variance Favorable (Unfavorable)	Variance Percent	Prior Year Actual	Budget	Actual	Variance Favorable (Unfavorable)	Variance Percent	Prior Year Actual
Equipment Rentals and Repairs										
66140 - Computer Licenses & Agre	\$89,775	\$15,956	\$73,819	82	\$893	\$412,800	\$283,742	\$129,058	31	\$354,435
66150 - Equipment Rental/Leasing	27,149	(62,465)	89,614	330	(63,155)	244,869	172,546	72,323	30	174,058
66160 - Tenant Improvements	75,000	94,910	(19,910)	(27)	39,960	860,000	660,944	199,056	23	597,728
66270 - Repairs - Office Equipme	190,073	171,961	18,112	10	164,650	2,192,815	2,137,042	55,773	3	2,227,132
66279 - OH Contra	(1,994)	(987)	(1,007)	(51)	4,675	(184,314)	(129,800)	(54,514)	(30)	(223,038)
Total Equipment Rentals and Repairs	380,003	219,375	160,628	42	147,021	3,526,170	3,124,473	401,696	11	3,130,315
Total Non-Personnel Expenses	12,510,981	11,318,144	1,192,837	10	11,427,413	126,486,206	121,291,554	5,194,652	4	116,851,681
Total Departmental Expenses before	17,177,718	17,139,985	37,733	0	16,920,487	174,406,362	169,157,269	5,249,094	3	163,725,534
Depreciation and Amortization										
69110 - Depreciation Expense	10,064,654	10,064,654	0	0	9,332,567	105,531,703	105,531,703	0	0	95,229,027
Total Depreciation and Amortization	10,064,654	10,064,654	0	0	9,332,567	105,531,703	105,531,703	0	0	95,229,027
Non-Operating Revenue/(Expense)										
Passenger Facility Charges										
71110 - Passenger Facility Charg	3,701,773	4,278,554	576,781	16	3,644,070	42,304,130	46,952,755	4,648,626	11	42,199,763
Total Passenger Facility Charges	3,701,773	4,278,554	576,781	16	3,644,070	42,304,130	46,952,755	4,648,626	11	42,199,763
Customer Facility Charges										
71120 - Customer facility charges (Con	3,330,643	3,781,946	451,303	14	3,471,360	40,008,566	41,036,526	1,027,961	3	36,527,853
Total Customer Facility Charges	3,330,643	3,781,946	451,303	14	3,471,360	40,008,566	41,036,526	1,027,961	3	36,527,853

San Diego County Regional Airport Authority
Authority Detail Income Statement - Supplemental Schedule

For the twelve months ended June 30, 2018

(Unaudited)

Print Date: 8/14/2018
 Print Time: 10:04:49AM
 Report ID: GL0012

	Month to Date					Year to Date				
	Budget	Actual	Variance Favorable (Unfavorable)	Variance Percent	Prior Year Actual	Budget	Actual	Variance Favorable (Unfavorable)	Variance Percent	Prior Year Actual
Quiter Home Program										
71212 - Quieter Home - Labor	\$(41,667)	\$(32,227)	\$9,440	23	\$(10,330)	\$(500,000)	\$(300,113)	\$199,887	40	\$(91,941)
71213 - Quieter Home - Burden	0	(14,657)	(14,657)	0	(4,272)	0	(135,810)	(135,810)	0	(37,859)
71214 - Quieter Home - Overhead	(20,000)	(5,961)	14,039	70	0	(240,000)	(206,448)	33,552	14	(99,109)
71215 - Quieter Home - Material	(1,047,241)	(1,768,578)	(721,336)	(69)	10,075	(13,600,000)	(10,491,959)	3,108,041	23	(1,969,721)
71216 - Quieter Home Program	850,006	1,509,229	659,223	78	(103,948)	10,992,000	8,389,249	(2,602,751)	(24)	1,413,999
71217 - Contract Labor	0	0	0	0	0	0	(650)	(650)	0	(53)
71218 - Contractor Burden	0	0	0	0	0	0	(827)	(827)	0	(68)
71222 - Contractor Labor	0	0	0	0	0	0	(18,339)	(18,339)	0	0
71223 - Contractor Burden	0	0	0	0	0	0	(23,340)	(23,340)	0	0
71224 - Joint Studies Overhead	0	(710)	(710)	0	0	0	(10,961)	(10,961)	0	0
71225 - Joint Studies - Material	(200,000)	(275)	199,725	100	0	(300,000)	(32,499)	267,501	89	0
71226 - Contractor Overhead	0	(192)	(192)	0	0	0	(29,247)	(29,247)	0	0
Total Quiter Home Program	(458,902)	(313,371)	145,531	32	(108,475)	(3,648,000)	(2,860,944)	787,056	22	(784,754)
Interest Income										
71310 - Interest - Investments	491,266	430,797	(60,469)	(12)	457,046	6,899,837	6,223,137	(676,700)	(10)	4,750,040
71340 - Interest - Note Receivab	150,947	150,978	31	0	159,086	1,882,800	1,882,831	31	0	1,979,034
71350 - Interest - Other	0	(1,571)	(1,571)	0	(732)	0	(4,277)	(4,277)	0	2,692
71361 - Interest Income - 2010 Bonds	0	88,686	88,686	0	85,182	0	819,644	819,644	0	609,351
71363 - Interest Income - 2013 Bonds	0	53,401	53,401	0	31,228	0	542,538	542,538	0	417,438
71364 - Interest Income - 2017 Bond A	0	225,232	225,232	0	0	0	2,939,254	2,939,254	0	0
71365 - Interest Income - 2014 Bond A	0	50,599	50,599	0	45,093	0	534,060	534,060	0	375,210
Total Interest Income	642,213	998,122	355,909	55	776,902	8,782,637	12,937,186	4,154,550	47	8,133,765
Interest income BAB's rebate										
71362 - BAB interest rebate	388,017	388,849	833	0	396,345	4,656,199	4,666,190	9,992	0	4,651,203
Total Interest income BAB's rebate	388,017	388,849	833	0	396,345	4,656,199	4,666,190	9,992	0	4,651,203

San Diego County Regional Airport Authority
Authority Detail Income Statement - Supplemental Schedule
For the twelve months ended June 30, 2018
(Unaudited)

Print Date: 8/14/2018
Print Time: 10:04:49AM
Report ID: GL0012

	Month to Date					Year to Date				
	Budget	Actual	Variance Favorable (Unfavorable)	Variance Percent	Prior Year Actual	Budget	Actual	Variance Favorable (Unfavorable)	Variance Percent	Prior Year Actual
Interest Expense										
71411 - Interest Expense- 2010 Bonds	\$(2,521,646)	\$(2,521,646)	\$0	0	\$(2,559,687)	\$(30,259,748)	\$(30,259,748)	\$0	0	\$(30,716,248)
71412 - Interest Expense 2013 Bonds	(1,521,979)	(1,521,979)	0	0	(1,529,163)	(18,263,750)	(18,263,750)	0	0	(18,349,950)
71413 - Interest Expense 2014 Bond A	(1,361,768)	(1,361,768)	0	0	(1,361,768)	(16,341,210)	(16,341,210)	0	0	(16,341,210)
71414 - Interest Expense 2017 Bond A	(1,250,229)	(1,211,442)	38,788	3	0	(13,752,521)	(13,245,096)	507,426	4	0
71420 - Interest Expense-Variable Debt	(38,953)	(39,271)	(318)	(1)	(66,779)	(467,439)	(554,284)	(86,844)	(19)	(528,604)
71430 - LOC Fees - C/P	(34,724)	(83,333)	(48,609)	(140)	(66,954)	(525,665)	(495,839)	29,825	6	(338,462)
71450 - Trustee Fee Bonds	0	0	0	0	0	(23,800)	(3,342)	20,458	86	(14,411)
71451 - Program Fees - Variable Debt	(5,000)	0	5,000	100	0	(10,000)	(3,300)	6,700	67	0
71458 - Capitalized Interest	0	544,911	544,911	0	(90,601)	0	6,482,135	6,482,135	0	4,774,693
71460 - Interest Expense - Other	0	(5,000)	(5,000)	0	(18,850)	(1,989,435)	(1,493,123)	496,312	25	(134,150)
71461 - Interest Expense - Cap Leases	(53,605)	(61,881)	(8,276)	(15)	(67,051)	(652,761)	(661,037)	(8,276)	(1)	(684,066)
Total Interest Expense	(6,787,904)	(6,261,408)	526,496	8	(5,760,852)	(82,286,330)	(74,838,594)	7,447,736	9	(62,332,409)
Amortization										
69210 - Amortization - Premium	334,589	478,438	143,849	43	342,992	4,059,229	5,690,489	1,631,260	40	4,153,544
Total Amortization	334,589	478,438	143,849	43	342,992	4,059,229	5,690,489	1,631,260	40	4,153,544
Other Non-Operating Income (Expense)										
71510 - Legal Settlement Income	0	0	0	0	0	0	58,394	58,394	0	0
71521 - Fixed Asset Disposal - L	0	(9,172,775)	(9,172,775)	0	0	0	(9,449,697)	(9,449,697)	0	(14,770,491)
71530 - Gain/Loss On Investments	0	(177,004)	(177,004)	0	(417,387)	0	(3,947,899)	(3,947,899)	0	(2,444,596)
71540 - Discounts Earned	0	3,751	3,751	0	4,322	0	15,715	15,715	0	26,709
71610 - Legal Settlement Expense	(1,000)	0	1,000	100	0	(10,000)	0	10,000	100	(9,500)
71620 - Other non-operating revenue (e	0	62,834	62,834	0	177,885	0	111,085	111,085	0	301,439
71630 - Other Non-Operating Expe	0	0	0	0	(226,118)	0	(16,751)	(16,751)	0	(224,118)
73300 - DMJM and Auth OH Clearin	0	0	0	0	0	0	0	0	0	0
Total Other Non-Operating Income (Expense)	(1,000)	(9,283,195)	(9,282,195)	928,219)	(461,297)	(10,000)	(13,229,154)	(13,219,154)	(132,192)	(17,120,557)
Total Non-Operating Revenue/(Expense)	1,149,429	(5,932,064)	(7,081,493)	(616)	(2,301,045)	13,866,430	20,354,456	6,488,026	47	(15,428,408)
Capital Grant Contribution										
72100 - AIP Grants	4,456,666	3,339,142	(1,117,524)	(25)	98,685	11,700,000	13,079,164	1,379,164	12	1,903,686
Total Capital Grant Contribution	4,456,666	3,339,142	(1,117,524)	(25)	98,685	11,700,000	13,079,164	1,379,164	12	1,903,686
Total Expenses Net of Non-Operating Revenue/ (Expense)	21,636,277	29,797,561	(8,161,285)	(38)	23,853,324	254,371,635	241,255,352	13,116,284	5	241,622,467
Net Income/(Loss)	(146,789)	(6,913,557)	(6,766,768)	(4,610)	(2,491,737)	591,834	24,764,439	24,172,605	4,084	7,224,480

San Diego County Regional Airport Authority
Authority Detail Income Statement - Supplemental Schedule
For the twelve months ended June 30, 2018
(Unaudited)

Print Date: 8/14/2018
Print Time: 10:04:49AM
Report ID: GL0012

	----- Month to Date -----					----- Year to Date -----				
	Budget	Actual	Variance Favorable (Unfavorable)	Variance Percent	Prior Year Actual	Budget	Actual	Variance Favorable (Unfavorable)	Variance Percent	Prior Year Actual
Equipment Outlay										
73200 - Equipment Outlay Expendi	\$(221,000)	\$(1,141,280)	\$(920,280)	(416)	\$(436,522)	\$(1,457,000)	\$(2,184,909)	\$(727,909)	(50)	\$(1,720,867)
73299 - Capitalized Equipment Co	0	1,141,280	1,141,280	0	436,522	0	2,184,909	2,184,909	0	1,720,867
Total Equipment Outlay	(221,000)	0	221,000	100	0	(1,457,000)	0	1,457,000	100	0

SAN DIEGO COUNTY REGIONAL AIRPORT AUTHORITY
Statements of Net Position
as of July 31, 2018
(Unaudited)

ASSETS

	July	
	2018	2017
Current assets:		
Cash and investments ⁽¹⁾	\$ 58,468,100	\$ 70,893,041
Tenant lease receivable, net of allowance of 2018: (\$206,648) and 2017: (\$227,155)	11,141,444	9,856,886
Grants receivable	7,615,145	3,691,804
Notes receivable-current portion	1,903,323	1,801,694
Prepaid expenses and other current assets	12,194,872	11,114,786
Total current assets	91,322,884	97,358,211
Cash designated for capital projects and other ⁽¹⁾	43,201,177	27,776,575
Restricted assets:		
Cash and investments:		
Bonds reserve ⁽¹⁾	62,346,162	58,279,203
Passenger facility charges and interest unapplied ⁽¹⁾	80,297,022	73,311,497
Customer facility charges and interest unapplied ⁽¹⁾	44,723,962	37,851,394
SBD Bond Guarantee ⁽¹⁾	4,000,000	4,000,000
Bond proceeds held by trustee ⁽¹⁾	258,278,625	124,797,821
Passenger facility charges receivable	3,999,192	5,830,883
Customer facility charges receivable	4,131,406	3,994,570
OCIP insurance reserve	5,537,667	2,885,135
Total restricted assets	463,314,036	310,950,503
Noncurrent assets:		
Capital assets:		
Land and land improvements	135,086,591	111,041,142
Runways, roads and parking lots	646,939,284	626,871,756
Buildings and structures	1,679,690,969	1,421,351,604
Machinery and equipment	57,406,265	49,126,327
Vehicles	17,949,708	15,764,194
Office furniture and equipment	37,187,876	33,501,562
Works of art	12,411,889	10,065,769
Construction-in-progress	118,578,244	186,923,920
	2,705,250,826	2,454,646,274
Less accumulated depreciation	(1,002,235,756)	(902,079,725)
Total capital assets, net	1,703,015,070	1,552,566,549
Other assets:		
Notes receivable - long-term portion	31,187,000	33,098,739
Investments-long-term portion ⁽¹⁾	179,602,640	179,794,277
Net OPEB Asset	97,418	-
Security deposit	349,943	349,943
Total other assets	211,237,001	213,242,959
Deferred outflows of resources:		
Deferred pension outflows	22,474,349	20,403,506
Deferred OPEB outflows	1,126,439	-
Deferred POB outflows	505,326	-
Total assets and deferred outflows of resources	\$ 2,536,196,282	\$ 2,222,298,303

⁽¹⁾ Total cash and investments, \$730,917,688 for 2018 and \$576,703,808 for 2017

SAN DIEGO COUNTY REGIONAL AIRPORT AUTHORITY
Statements of Net Position
as of July 31, 2018
(Unaudited)

LIABILITIES AND NET POSITION

	July	
	2018	2017
Current liabilities:		
Accounts payable and accrued liabilities	\$ 63,720,715	\$ 54,310,494
Deposits and other current liabilities	11,065,678	9,456,897
Total current liabilities	74,786,393	63,767,391
Current liabilities - payable from restricted assets:		
Current portion of long-term debt	22,725,000	12,130,000
Accrued interest on bonds and variable debt	959,014	5,405,393
Total liabilities payable from restricted assets	23,684,014	17,535,393
Long-term liabilities:		
Variable debt	20,163,000	58,998,000
Other long-term liabilities	9,089,336	7,951,294
Long term debt - bonds net of amortized premium	1,569,683,155	1,263,545,591
Net pension liability	18,743,453	18,111,482
Total long-term liabilities	1,617,678,944	1,348,606,367
Total liabilities	1,716,149,351	1,429,909,151
Deferred inflows of resources:		
Deferred pension inflows	3,506,867	1,815,440
Deferred OPEB inflows	541,669	-
Deferred POB inflows	178,971	-
Total liabilities and deferred inflows of resources	\$ 1,720,376,858	\$ 1,431,724,591
Net Position:		
Invested in capital assets, net of related debt	341,598,326	335,103,789
Other restricted	201,728,974	185,871,731
Unrestricted:		
Designated	43,201,177	27,776,575
Undesignated	229,290,947	241,821,617
Total Net Position	\$ 815,819,424	\$ 790,573,712

SAN DIEGO COUNTY REGIONAL AIRPORT AUTHORITY
Statements of Revenues, Expenses, and Changes in Net Position
For the One Month Ended July 31, 2018 and 2017
(Unaudited)

	Budget	Actual	Variance Favorable (Unfavorable)	%Change	Prior Year
Operating revenues:					
Aviation revenue:					
Landing fees	\$ 2,465,826	\$ 2,466,053	\$ 227	-	\$ 2,530,623
Aircraft parking fees	268,593	288,858	20,265	8%	266,714
Building rentals	5,797,678	5,870,696	73,018	1%	5,012,682
Security surcharge	2,920,454	2,920,455	1	-	2,751,299
CUPPS Support Charges	114,980	114,983	3	-	117,454
Other aviation revenue	17,866	17,687	(179)	(1)%	18,817
Terminal rent non-airline	191,876	192,895	1,019	1%	131,041
Terminal concessions	2,444,382	2,618,465	174,083	7%	2,402,784
Rental car license fees	2,971,300	2,971,300	-	-	2,959,415
Rental car center cost recovery	159,412	160,187	775	-	139,453
License fees other	519,817	519,817	-	-	424,324
Parking revenue	4,126,097	4,009,049	(117,048)	(3)%	3,632,519
Ground transportation permits and citations	1,145,248	1,174,219	28,971	3%	733,583
Ground rentals	1,664,798	1,761,961	97,163	6%	1,693,795
Grant reimbursements	24,800	42,497	17,697	-	24,800
Other operating revenue	64,922	113,772	48,850	75%	60,967
Total operating revenues	24,898,049	25,242,894	344,845	1%	22,900,270
Operating expenses:					
Salaries and benefits	3,049,613	2,832,250	217,363	7%	2,620,156
Contractual services	3,753,028	3,773,685	(20,657)	(1)%	3,403,327
Safety and security	2,113,781	2,083,037	30,744	1%	2,072,805
Space rental	850,063	850,605	(542)	-	849,963
Utilities	1,237,310	1,334,005	(96,695)	(8)%	1,040,350
Maintenance	901,661	889,755	11,906	1%	929,105
Equipment and systems	3,101	497	2,604	84%	10,098
Materials and supplies	35,650	31,942	3,708	10%	45,988
Insurance	206,465	196,345	10,120	5%	116,119
Employee development and support	61,164	38,421	22,743	37%	61,854
Business development	125,084	129,094	(4,010)	(3)%	107,109
Equipment rentals and repairs	223,189	206,984	16,205	7%	250,225
Total operating expenses	12,560,109	12,366,620	193,489	2%	11,507,099
Depreciation	9,263,825	9,263,825	-	-	7,870,480
Operating income (loss)	3,074,115	3,612,449	538,334	(18)%	3,522,691
Nonoperating revenue (expenses):					
Passenger facility charges	3,954,141	3,954,141	-	-	3,662,403
Customer facility charges (Rental Car Center)	3,752,672	3,752,672	-	-	3,661,035
Quieter Home Program	(306,153)	(297,134)	9,019	3%	(70,617)
Interest income	1,212,110	1,685,309	473,199	39%	794,008
BAB interest rebate	385,935	388,849	2,914	-	387,600
Interest expense	(6,606,172)	(6,658,332)	(52,160)	(1)%	(5,174,687)
Bond amortization costs	482,542	482,542	-	-	341,908
Other nonoperating income (expenses)	-	(278,546)	(278,546)	-	228,150
Nonoperating revenue, net	2,875,075	3,029,501	154,426	5%	3,829,800
Change in net position before capital grant contributions	5,949,190	6,641,950	692,760	(12)%	7,352,491
Capital grant contributions	275,028	522,753	247,725	90%	48,189
Change in net position	\$ 6,224,218	\$ 7,164,703	\$ 940,485	15%	\$ 7,400,680



San Diego County Regional Airport Authority
Authority Detail Income Statement - Supplemental Schedule
 For the month ended July 31, 2018
 (Unaudited)

Print Date: 8/14/2018
 Print Time: 11:01:57AM
 Report ID: GL0012

	Month to Date			Year to Date			
	Budget	Actual	Variance Favorable (Unfavorable)	Budget	Actual	Variance Favorable (Unfavorable)	Prior Year Actual
Landing Fees							
41112 - Landing Fees - Signatory	\$2,487,014	\$2,487,014	\$0	\$2,487,014	\$2,487,014	\$0	\$2,551,870
41113 - Landing Fee Rebate	(21,188)	(20,961)	227	(21,188)	(20,961)	227	(21,247)
Total Landing Fees	2,465,826	2,466,053	227	2,465,826	2,466,053	227	2,530,623
Aircraft Parking Fees							
41150 - Terminal Aircraft Parking	228,051	238,180	10,129	228,051	238,180	10,129	221,423
41155 - Remote Aircraft Parking	40,542	50,678	10,135	40,542	50,678	10,135	45,291
Total Aircraft Parking Fees	268,594	288,858	20,264	268,594	288,858	20,264	266,713
Building and Other Rents							
41210 - Terminal Rent	5,533,381	5,571,141	37,760	5,533,381	5,571,141	37,760	4,920,887
41215 - Federal Inspection Services	264,297	299,555	35,258	264,297	299,555	35,258	91,795
Total Building and Other Rents	5,797,678	5,870,696	73,018	5,797,678	5,870,696	73,018	5,012,682
Security Surcharge							
41310 - Airside Security Charges	686,677	686,676	(1)	686,677	686,676	(1)	664,842
41320 - Terminal Security Charge	2,233,777	2,233,779	2	2,233,777	2,233,779	2	2,086,457
Total Security Surcharge	2,920,454	2,920,455	1	2,920,454	2,920,455	1	2,751,299
CUPPS Support Charges							
41400 - CUPPS Support Charges	114,980	114,983	3	114,980	114,983	3	117,454
Total CUPPS Support Charges	114,980	114,983	3	114,980	114,983	3	117,454
Other Aviation Revenue							
43100 - Fuel Franchise Fees	17,866	17,687	(179)	17,866	17,687	(179)	18,817
Total Other Aviation Revenue	17,866	17,687	(179)	17,866	17,687	(179)	18,817
Non-Airline Terminal Rents							
45010 - Terminal Rent - Non-Airline	191,876	192,895	1,019	191,876	192,895	1,019	131,041
Total Non-Airline Terminal Rents	191,876	192,895	1,019	191,876	192,895	1,019	131,041

San Diego County Regional Airport Authority
Authority Detail Income Statement - Supplemental Schedule
 For the month ended July 31, 2018
 (Unaudited)

Print Date: 8/14/2018
 Print Time: 11:01:57AM
 Report ID: GL0012

	Month to Date				Year to Date				
	Budget	Actual	Variance		Budget	Actual	Variance		
			Favorable (Unfavorable)	Percent			Favorable (Unfavorable)	Percent	
			Prior Year Actual				Prior Year Actual		
Concession Revenue									
45111 - Term Concessions-Food & Bev	\$1,072,493	\$1,205,101	\$1,049,102	12	\$1,072,493	\$1,205,101	\$1,049,102	12	\$1,049,102
45112 - Terminal Concessions - Retail	728,567	752,652	692,294	3	728,567	752,652	692,294	3	692,294
45113 - Term Concessions - Other	236,050	235,785	274,820	0	236,050	235,785	274,820	0	274,820
45114 - Term Concessions Space Rents	76,765	78,832	78,390	3	76,765	78,832	78,390	3	78,390
45115 - Term Concessions Cost Recovery	136,855	143,607	119,373	5	136,855	143,607	119,373	5	119,373
45116 - Rec Distr Center Cost Recovery	132,379	133,481	127,558	1	132,379	133,481	127,558	1	127,558
45117 - Concessions Marketing Program	61,273	69,007	7,734	13	61,273	69,007	7,734	13	61,247
45120 - Rental car license fees	2,971,300	2,971,300	2,959,415	0	2,971,300	2,971,300	2,959,415	0	2,959,415
45121 - Rental Car Center Cost Recover	159,412	160,187	139,453	0	159,412	160,187	139,453	0	139,453
45130 - License Fees - Other	519,817	519,817	424,324	0	519,817	519,817	424,324	0	424,324
Total Concession Revenue	6,094,912	6,269,771	5,925,976	3	6,094,912	6,269,771	5,925,976	3	5,925,976
Parking and Ground Transportat									
45210 - Parking	4,126,097	4,009,049	3,632,519	(3)	4,126,097	4,009,049	3,632,519	(3)	3,632,519
45220 - AVI fees	1,140,263	1,161,481	712,711	2	1,140,263	1,161,481	712,711	2	712,711
45240 - Ground Transportation Pe	0	7,753	5,460	0	0	7,753	5,460	0	5,460
45250 - Citations	4,985	4,985	15,412	0	4,985	4,985	15,412	0	15,412
Total Parking and Ground Transportat	5,271,345	5,183,268	4,366,103	(2)	5,271,345	5,183,268	4,366,103	(2)	4,366,103
Ground Rentals									
45310 - Ground Rental Fixed - N	1,664,798	1,761,961	1,693,795	6	1,664,798	1,761,961	1,693,795	6	1,693,795
Total Ground Rentals	1,664,798	1,761,961	1,693,795	6	1,664,798	1,761,961	1,693,795	6	1,693,795
Grant Reimbursements									
45410 - TSA Reimbursements	24,800	24,800	24,800	0	24,800	24,800	24,800	0	24,800
45420 - Planning Grants	0	17,697	17,697	0	0	17,697	17,697	0	0
Total Grant Reimbursements	24,800	42,497	24,800	71	24,800	42,497	24,800	71	24,800

San Diego County Regional Airport Authority
Authority Detail Income Statement - Supplemental Schedule
 For the month ended July 31, 2018
 (Unaudited)

	Month to Date				Year to Date			
	Budget	Actual	Variance	Prior Year Actual	Budget	Actual	Variance	Prior Year Actual
			Favorable (Unfavorable)				Favorable (Unfavorable)	
Other Operating Revenue								
45510 - Finger Printing Fee	\$18,926	\$24,601	\$5,675	\$18,404	\$18,926	\$24,601	\$5,675	\$18,404
45520 - Utilities Reimbursements	17,120	17,117	(3)	16,613	17,120	17,117	(3)	16,613
45530 - Miscellaneous Other Reve	4,274	1,850	(2,424)	1,581	4,274	1,850	(2,424)	1,581
45540 - Service Charges	7,314	52,916	45,602	10,292	7,314	52,916	45,602	10,292
45570 - FBO Landing Fees	16,128	16,128	0	12,917	16,128	16,128	0	12,917
45580 - Equipment Rental	1,160	1,160	0	1,160	1,160	1,160	0	1,160
Total Other Operating Revenue	64,922	113,773	48,851	60,966	64,922	113,773	48,851	60,966
Total Operating Revenue	24,898,051	25,242,897	344,847	22,900,268	24,898,051	25,242,897	344,847	22,900,268
Personnel Expenses								
Salaries								
51110 - Salaries & Wages	1,982,247	1,534,169	448,078	1,436,787	1,982,247	1,534,169	448,078	1,436,787
51210 - Paid Time Off	29,167	274,559	(245,392)	260,918	29,167	274,559	(245,392)	260,918
51220 - Holiday Pay	0	59,005	(59,005)	58,291	0	59,005	(59,005)	58,291
51240 - Other Leave With Pay	0	4,367	(4,367)	6,262	0	4,367	(4,367)	6,262
51250 - Special Pay	0	58,207	(58,207)	88,954	0	58,207	(58,207)	88,954
Total Salaries	2,011,414	1,930,308	81,106	1,851,211	2,011,414	1,930,308	81,106	1,851,211
52110 - Overtime	36,057	53,777	(17,720)	41,423	36,057	53,777	(17,720)	41,423
Benefits								
54110 - FICA Tax	154,331	146,955	7,377	140,100	154,331	146,955	7,377	140,100
54130 - Workers Compensation Ins	17,945	14,475	3,470	12,774	17,945	14,475	3,470	12,774
54135 - Workers Comp Incident Expense	0	(82,171)	82,171	18,571	0	(82,171)	82,171	18,571
54210 - Medical Insurance	344,777	320,366	24,411	302,503	344,777	320,366	24,411	302,503
54220 - Dental Insurance	27,010	25,328	1,682	25,790	27,010	25,328	1,682	25,790
54230 - Vision Insurance	3,463	3,224	239	3,216	3,463	3,224	239	3,216
54240 - Life Insurance	9,905	8,893	1,012	8,548	9,905	8,893	1,012	8,548
54250 - Short Term Disability	10,611	10,423	187	10,065	10,611	10,423	187	10,065
54310 - Retirement	827,775	779,221	48,555	490,351	827,775	779,221	48,555	490,351
54315 - Retiree Health Benefits	52,301	12,200	40,101	178,217	52,301	12,200	40,101	178,217
54410 - Taxable Benefits	0	810	(810)	(9,386)	0	810	(810)	(9,386)
54430 - Accrued Vacation	0	(25,898)	25,898	(62,120)	0	(25,898)	25,898	(62,120)
Total Benefits	1,448,119	1,213,827	234,292	1,118,629	1,448,119	1,213,827	234,292	1,118,629

San Diego County Regional Airport Authority
Authority Detail Income Statement - Supplemental Schedule
 For the month ended July 31, 2018
 (Unaudited)

Print Date: 8/14/2018
 Print Time: 11:01:57AM
 Report ID: GL0012

	Month to Date				Year to Date				
	Budget	Actual	Variance		Budget	Actual	Variance		
			Favorable (Unfavorable)	Percent			Favorable (Unfavorable)	Percent	
								Prior Year Actual	
Cap Labor/Burden/OH Recharge									
54510 - Capitalized Labor Recha	\$ (412,326)	\$ (109,405)	\$ (302,921)	(73)	\$ (412,326)	\$ (109,405)	\$ (302,921)	(73)	\$ (97,385)
54515 - Capitalized Burden Rech	0	(49,921)	49,921	0	0	(49,921)	49,921	0	(40,872)
54599 - OH Contra	0	(152,914)	152,914	0	0	(152,914)	152,914	0	(228,325)
Total Cap Labor/Burden/OH Recharge	(412,326)	(312,240)	(100,086)	(24)	(412,326)	(312,240)	(100,086)	(24)	(366,582)
QHP Labor/Burden/OH Recharge									
54520 - QHP Labor Recharge	(33,650)	(31,059)	(2,592)	(8)	(33,650)	(31,059)	(2,592)	(8)	(13,914)
54525 - QHP Burden Recharge	0	(14,197)	14,197	0	0	(14,197)	14,197	0	(6,611)
54526 - QHP OH Contra Acct	0	(8,164)	8,164	0	0	(8,164)	8,164	0	(4,178)
Total QHP Labor/Burden/OH Recharge	(33,650)	(53,419)	19,769	59	(33,650)	(53,419)	19,769	59	(24,703)
MM&JS Labor/Burden/OH Recharge									
54530 - MM & JS Labor Recharge	0	(46)	46	0	0	(46)	46	0	(36)
54531 - Joint Studies - Labor	0	46	(46)	0	0	46	(46)	0	213
54535 - MM & JS Burden Recharge	0	(24)	24	0	0	(24)	24	0	(104)
54536 - Maintenance-Burden	0	24	(24)	0	0	24	(24)	0	104
Total MM&JS Labor/Burden/OH Recharge	0	0	0	0	0	0	0	0	176
Total Personnel Expenses	3,049,614	2,832,253	217,361	7	3,049,614	2,832,253	217,361	7	2,620,155
Non-Personnel Expenses									
Contract Services									
61100 - Temporary Staffing	55,378	75,376	(19,998)	(36)	55,378	75,376	(19,998)	(36)	29,179
61110 - Auditing Services	0	2,500	(2,500)	0	0	2,500	(2,500)	0	0
61120 - Legal Services	30,000	102,273	(72,273)	(241)	30,000	102,273	(72,273)	(241)	35,562
61130 - Services - Professional	956,654	820,024	136,630	14	956,654	820,024	136,630	14	761,490
61150 - Outside Svs - Other	358,882	318,097	40,785	11	358,882	318,097	40,785	11	288,443
61160 - Services - Custodial	2,463,096	2,499,037	(35,942)	(1)	2,463,096	2,499,037	(35,942)	(1)	2,333,260
61190 - Receiving & Dist Cntr Services	138,748	140,191	(1,443)	(1)	138,748	140,191	(1,443)	(1)	134,271
61990 - OH Contra	(249,730)	(183,813)	(65,917)	(26)	(249,730)	(183,813)	(65,917)	(26)	(178,878)
Total Contract Services	3,753,028	3,773,685	(20,656)	(1)	3,753,028	3,773,685	(20,656)	(1)	3,403,327

San Diego County Regional Airport Authority
Authority Detail Income Statement - Supplemental Schedule
 For the month ended July 31, 2018
 (Unaudited)

	Month to Date				Year to Date								
	Budget	Actual	Variance		Budget	Actual	Variance						
			Favorable (Unfavorable)	Percent			Favorable (Unfavorable)	Percent					
Safety and Security													
61170 - Services - Fire, Police,	\$551,448	\$546,598	\$4,850	1	\$508,886	\$546,598	\$4,850	1	\$508,886	\$546,598	\$4,850	1	\$508,886
61180 - Services - SDUPD-Harbor	1,114,075	1,114,075	0	0	1,083,136	1,114,075	0	0	1,083,136	1,114,075	0	0	1,083,136
61185 - Guard Services	309,091	307,319	1,771	1	310,000	307,319	1,771	1	310,000	307,319	1,771	1	310,000
61188 - Other Safety & Security Serv	139,167	115,045	24,122	17	170,783	115,045	24,122	17	170,783	115,045	24,122	17	170,783
Total Safety and Security	2,113,780	2,083,037	30,743	1	2,072,805	2,083,037	30,743	1	2,072,805	2,083,037	30,743	1	2,072,805
Space Rental													
62100 - Rent	850,063	850,605	(543)	0	849,963	850,605	(543)	0	849,963	850,605	(543)	0	849,963
Total Space Rental	850,063	850,605	(543)	0	849,963	850,605	(543)	0	849,963	850,605	(543)	0	849,963
Utilities													
63100 - Telephone & Other Commun	47,606	44,196	3,410	7	45,462	44,196	3,410	7	45,462	44,196	3,410	7	45,462
63110 - Utilities - Gas & Electr	1,094,094	1,170,169	(76,075)	(7)	896,873	1,170,169	(76,075)	(7)	896,873	1,170,169	(76,075)	(7)	896,873
63120 - Utilities - Water	95,610	119,743	(24,132)	(25)	98,015	119,743	(24,132)	(25)	98,015	119,743	(24,132)	(25)	98,015
63190 - OH Contra	0	(103)	103	0	0	(103)	103	0	0	(103)	103	0	0
Total Utilities	1,237,311	1,334,005	(96,694)	(8)	1,040,351	1,334,005	(96,694)	(8)	1,040,351	1,334,005	(96,694)	(8)	1,040,351
Maintenance													
64100 - Facilities Supplies	45,150	67,806	(22,656)	(50)	26,121	67,806	(22,656)	(50)	26,121	67,806	(22,656)	(50)	26,121
64110 - Maintenance - Annual R	763,149	720,494	42,656	6	796,377	720,494	42,656	6	796,377	720,494	42,656	6	796,377
64122 - Contractor Labor	0	0	0	0	164	0	164	0	164	0	164	0	164
64123 - Contractor Burden	0	0	0	0	209	0	209	0	209	0	209	0	209
64124 - Maintenance-Overhead	0	11	(11)	0	196	11	(11)	0	196	11	(11)	0	196
64125 - Major Maintenance - Mat	51,362	60,269	(8,907)	(17)	53,510	60,269	(8,907)	(17)	53,510	60,269	(8,907)	(17)	53,510
64127 - Contract Overhead (co	0	0	0	0	522	0	522	0	522	0	522	0	522
64130 - Remediation	0	0	0	0	(19)	0	(19)	0	(19)	0	(19)	0	(19)
64140 - Refuse & Hazardous Waste	42,000	41,175	825	2	52,025	41,175	825	2	52,025	41,175	825	2	52,025
Total Maintenance	901,661	889,756	11,905	1	929,106	889,756	11,905	1	929,106	889,756	11,905	1	929,106
Equipment and Systems													
65100 - Equipment & Systems	3,758	497	3,261	87	10,098	497	3,261	87	10,098	497	3,261	87	10,098
65101 - OH Contra	(657)	0	(657)	(100)	0	0	(657)	(100)	0	0	(657)	(100)	0
Total Equipment and Systems	3,101	497	2,604	84	10,098	497	2,604	84	10,098	497	2,604	84	10,098

San Diego County Regional Airport Authority
Authority Detail Income Statement - Supplemental Schedule
For the month ended July 31, 2018
(Unaudited)

Print Date: 8/14/2018
Print Time: 11:01:57AM
Report ID: GL0012

	Month to Date				Year to Date				
	Budget	Actual	Variance		Budget	Actual	Variance		
			Favorable (Unfavorable)	Percent			Favorable (Unfavorable)	Percent	
Materials and Supplies									
65110 - Office & Operating Suppl	\$34,210	\$21,333	\$12,877	38	\$34,986	\$21,333	\$12,877	38	\$34,986
65120 - Safety Equipment & Suppl	2,131	11,392	(9,261)	(435)	11,145	11,392	(9,261)	(435)	11,145
65130 - Tools - Small	4,167	0	4,167	100	1,781	0	4,167	100	1,781
65199 - OH Contra	(4,858)	(783)	(4,075)	(84)	(1,924)	(783)	(4,075)	(84)	(1,924)
Total Materials and Supplies	35,650	31,943	3,707	10	45,988	31,943	3,707	10	45,988
Insurance									
67170 - Insurance - Property	54,700	52,678	2,022	4	43,466	52,678	2,022	4	43,466
67171 - Insurance - Liability	12,180	11,825	355	3	11,825	11,825	355	3	11,825
67172 - Insurance - Public Offic	16,435	15,537	898	5	15,984	15,537	898	5	15,984
67173 - Insurance Miscellaneous	123,150	116,305	6,844	6	44,844	116,305	6,844	6	44,844
Total Insurance	206,465	196,345	10,119	5	116,118	196,345	10,119	5	116,118
Employee Development and Suppo									
66120 - Awards - Service	2,702	(145)	2,847	105	1,355	(145)	2,847	105	1,355
66130 - Book & Periodicals	4,423	3,597	826	19	7,523	3,597	826	19	7,523
66220 - Permits/Certificates/Lic	333	120	213	64	600	120	213	64	600
66260 - Recruiting	8,000	1,900	6,100	76	0	1,900	6,100	76	0
66280 - Seminars & Training	14,506	7,480	7,025	48	29,911	7,480	7,025	48	29,911
66290 - Transportation	12,308	14,155	(1,847)	(15)	10,766	14,155	(1,847)	(15)	10,766
66299 - OH Contra	(4,038)	(1,718)	(2,319)	(57)	(3,006)	(1,718)	(2,319)	(57)	(3,006)
66305 - Travel-Employee Developm	13,625	8,983	4,642	34	10,621	8,983	4,642	34	10,621
66310 - Tuition	3,333	1,563	1,770	53	0	1,563	1,770	53	0
66320 - Uniforms	5,972	2,486	3,486	58	4,084	2,486	3,486	58	4,084
Total Employee Development and Suppo	61,164	38,420	22,743	37	61,854	38,420	22,743	37	61,854
Business Developing									
66100 - Advertising	31,667	50,867	(19,201)	(61)	21,095	50,867	(19,201)	(61)	21,095
66110 - Allowance for Bad Debts	825	0	825	100	0	0	825	100	0
66200 - Memberships & Dues	18,591	15,029	3,562	19	15,689	15,029	3,562	19	15,689
66230 - Postage & Shipping	1,921	4,946	(3,024)	(157)	254	4,946	(3,024)	(157)	254
66240 - Promotional Activities	52,189	49,573	2,616	5	62,376	49,573	2,616	5	62,376
66250 - Promotional Materials	2,191	1,266	925	42	2,829	1,266	925	42	2,829
66300 - Travel-Business Developm	17,700	7,413	10,287	58	4,866	7,413	10,287	58	4,866
Total Business Development	125,084	129,094	(4,010)	(3)	107,110	129,094	(4,010)	(3)	107,110

San Diego County Regional Airport Authority
Authority Detail Income Statement - Supplemental Schedule
 For the month ended July 31, 2018
 (Unaudited)

	Month to Date				Year to Date			
	Budget	Actual	Variance	Prior Year Actual	Budget	Actual	Variance	Prior Year Actual
			Favorable (Unfavorable)				Favorable (Unfavorable)	
Equipment Rentals and Repairs								
66140 - Computer Licenses & Agre	\$12,880	\$16,042	\$(3,163) (25)	\$5,400	\$12,880	\$16,042	\$(3,163) (25)	\$5,400
66150 - Equipment Rental/Leasing	28,240	38,817	(10,577) (37)	28,749	28,240	38,817	(10,577) (37)	28,749
66160 - Tenant Improvements	60,000	71,676	(11,676) (19)	39,314	60,000	71,676	(11,676) (19)	39,314
66270 - Repairs - Office Equipme	136,160	130,642	5,519 4	267,334	136,160	130,642	5,519 4	267,334
66279 - OH Contra	(14,091)	(50,193)	36,102 256	(90,572)	(14,091)	(50,193)	36,102 256	(90,572)
Total Equipment Rentals and Repairs	223,189	206,983	16,205 7	250,225	223,189	206,983	16,205 7	250,225
Total Non-Personnel Expenses	9,510,496	9,534,371	(23,875) 0	8,886,943	9,510,496	9,534,371	(23,875) 0	8,886,943
Total Departmental Expenses before	12,560,110	12,366,624	193,486 2	11,507,098	12,560,110	12,366,624	193,486 2	11,507,098
Depreciation and Amortization								
69110 - Depreciation Expense	9,263,825	9,263,825	0 0	7,870,480	9,263,825	9,263,825	0 0	7,870,480
Total Depreciation and Amortization	9,263,825	9,263,825	0 0	7,870,480	9,263,825	9,263,825	0 0	7,870,480
Non-Operating Revenue/(Expense)								
Passenger Facility Charges								
71110 - Passenger Facility Chrg	3,954,141	3,954,141	0 0	3,662,403	3,954,141	3,954,141	0 0	3,662,403
Total Passenger Facility Charges	3,954,141	3,954,141	0 0	3,662,403	3,954,141	3,954,141	0 0	3,662,403
Customer Facility Charges								
71120 - Customer facility charges (Con	3,752,672	3,752,672	0 0	3,661,035	3,752,672	3,752,672	0 0	3,661,035
Total Customer Facility Charges	3,752,672	3,752,672	0 0	3,661,035	3,752,672	3,752,672	0 0	3,661,035
Quieter Home Program								
71212 - Quieter Home - Labor	(45,850)	(31,059)	14,791 32	(13,914)	(45,850)	(31,059)	14,791 32	(13,914)
71213 - Quieter Home - Burden	0	(14,197)	(14,197) 0	(6,611)	0	(14,197)	(14,197) 0	(6,611)
71214 - Quieter Home - Overhead	0	(8,164)	(8,164) 0	(4,178)	0	(8,164)	(8,164) 0	(4,178)
71215 - Quieter Home - Material	(1,484,917)	(1,197,823)	287,094 19	(309,998)	(1,484,917)	(1,197,823)	287,094 19	(309,998)
71216 - Quieter Home Program	1,224,614	954,182	(270,432) (22)	264,419	1,224,614	954,182	(270,432) (22)	264,419
71217 - Contract Labor	0	0	0 0	(335)	0	0	0 0	(335)
71224 - Joint Studies Overhead	0	(73)	(73) 0	0	0	(73)	(73) 0	0
71225 - Joint Studies - Material	0	(192)	(192) 0	0	0	(192)	(192) 0	0
71226 - Contractor Overhead	0	192	192 0	0	0	192	192 0	0
Total Quieter Home Program	(306,153)	(297,134)	9,019 3	(70,617)	(306,153)	(297,134)	9,019 3	(70,617)

San Diego County Regional Airport Authority
Authority Detail Income Statement - Supplemental Schedule
For the month ended July 31, 2018
(Unaudited)

Print Date: 8/14/2018
Print Time: 11:01:57AM
Report ID: GL0012

	Month to Date				Year to Date				
	Budget	Actual	Variance		Budget	Actual	Variance		
			Favorable (Unfavorable)	Percent			Favorable (Unfavorable)	Percent	
								Prior Year Actual	
Interest Income									
71310 - Interest - Investments	\$1,056,828	\$934,662	\$(122,166)	(12)	\$1,056,828	\$934,662	\$(122,166)	(12)	\$496,938
71340 - Interest - Note Receivab	155,282	155,282	0	0	155,282	155,282	0	0	163,698
71361 - Interest Income - 2010 Bonds	0	157,848	157,848	0	0	157,848	157,848	0	63,781
71363 - Interest Income - 2013 Bonds	0	76,030	76,030	0	0	76,030	76,030	0	34,796
71364 - Interest Income - 2017 Bond A	0	267,189	267,189	0	0	267,189	267,189	0	0
71365 - Interest Income - 2014 Bond A	0	94,298	94,298	0	0	94,298	94,298	0	34,795
Total Interest Income	1,212,110	1,685,307	473,198	39	1,212,110	1,685,307	473,198	39	794,008
Interest income BAB's rebate									
71362 - BAB interest rebate	385,935	388,849	2,914	1	385,935	388,849	2,914	1	387,600
Total interest income BAB's rebate	385,935	388,849	2,914	1	385,935	388,849	2,914	1	387,600
Interest Expense									
71411 - Interest Expense- 2010 Bonds	(2,481,737)	(2,481,737)	0	0	(2,481,737)	(2,481,737)	0	0	(2,521,646)
71412 - Interest Expense 2013 Bonds	(1,514,513)	(1,514,513)	0	0	(1,514,513)	(1,514,513)	0	0	(1,521,979)
71413 - Interest Expense 2014 Bond A	(1,355,869)	(1,349,970)	5,899	0	(1,355,869)	(1,349,970)	5,899	0	(1,361,768)
71414 - Interest Expense 2017 Bond A	(1,122,679)	(1,192,792)	(70,112)	(6)	(1,122,679)	(1,192,792)	(70,112)	(6)	0
71420 - Interest Expense-Variable Debt	(46,103)	(39,654)	6,449	14	(46,103)	(39,654)	6,449	14	(68,315)
71430 - LOC Fees - C/P	(31,814)	(26,209)	5,605	18	(31,814)	(26,209)	5,605	18	29,563
71458 - Capitalized Interest	0	0	0	0	0	0	0	0	526,833
71460 - Interest Expense - Other	0	0	0	0	0	0	0	0	(202,207)
71461 - Interest Expense - Cap Leases	(53,457)	(53,457)	0	0	(53,457)	(53,457)	0	0	(55,168)
Total Interest Expense	(6,606,172)	(6,658,332)	(52,160)	(1)	(6,606,172)	(6,658,332)	(52,160)	(1)	(5,174,687)
Amortization									
69210 - Amortization - Premium	482,542	482,542	0	0	482,542	482,542	0	0	341,908
Total Amortization	482,542	482,542	0	0	482,542	482,542	0	0	341,908
Other Non-Operating Income (Expense)									
71530 - Gain/Loss On Investments	0	(280,484)	(280,484)	0	0	(280,484)	(280,484)	0	223,971
71620 - Other non-operating revenue (e	0	1,938	1,938	0	0	1,938	1,938	0	4,179
73300 - DMJM and Auth OH Clearin	0	0	0	0	0	0	0	0	0
Total Other Non-Operating Income (Expense)	0	(278,546)	(278,546)	0	0	(278,546)	(278,546)	0	228,150
Total Non-Operating Revenue/(Expense)	2,875,074	3,029,499	154,425	5	2,875,074	3,029,499	154,425	5	(3,829,799)

San Diego County Regional Airport Authority
Authority Detail Income Statement - Supplemental Schedule
 For the month ended July 31, 2018
 (Unaudited)

	Month to Date			Year to Date			
	Budget	Actual	Variance Favorable (Unfavorable)	Variance Favorable (Unfavorable)	Actual	Variance Percent	Prior Year Actual
Capital Grant Contribution							
72100 - AIP Grants	\$275,028	\$522,753	\$247,725	\$247,725	\$522,753	90	\$48,189
Total Capital Grant Contribution	275,028	522,753	247,725	247,725	522,753	90	48,189
Total Expenses Net of Non-Operating Revenue/ (Expense)	18,673,834	18,078,197	595,637	595,637	18,078,197	3	15,499,590
Net Income/(Loss)	6,224,217	7,164,700	940,484	940,484	7,164,700	15	7,400,679
Equipment Outlay							
73200 - Equipment Outlay Expendi	(24,056)	0	24,056	24,056	0	100	(59,038)
73299 - Capitalized Equipment Co	0	0	0	0	0	0	59,038
Total Equipment Outlay	(24,056)	0	24,056	24,056	0	100	0

Item 4



Review of the Unaudited Financial Statements for the Twelve Months Ended June 30, 2018 and 2017

Presented by:

Scott Brickner, CPA

Vice President, Finance and Asset Management/Treasurer

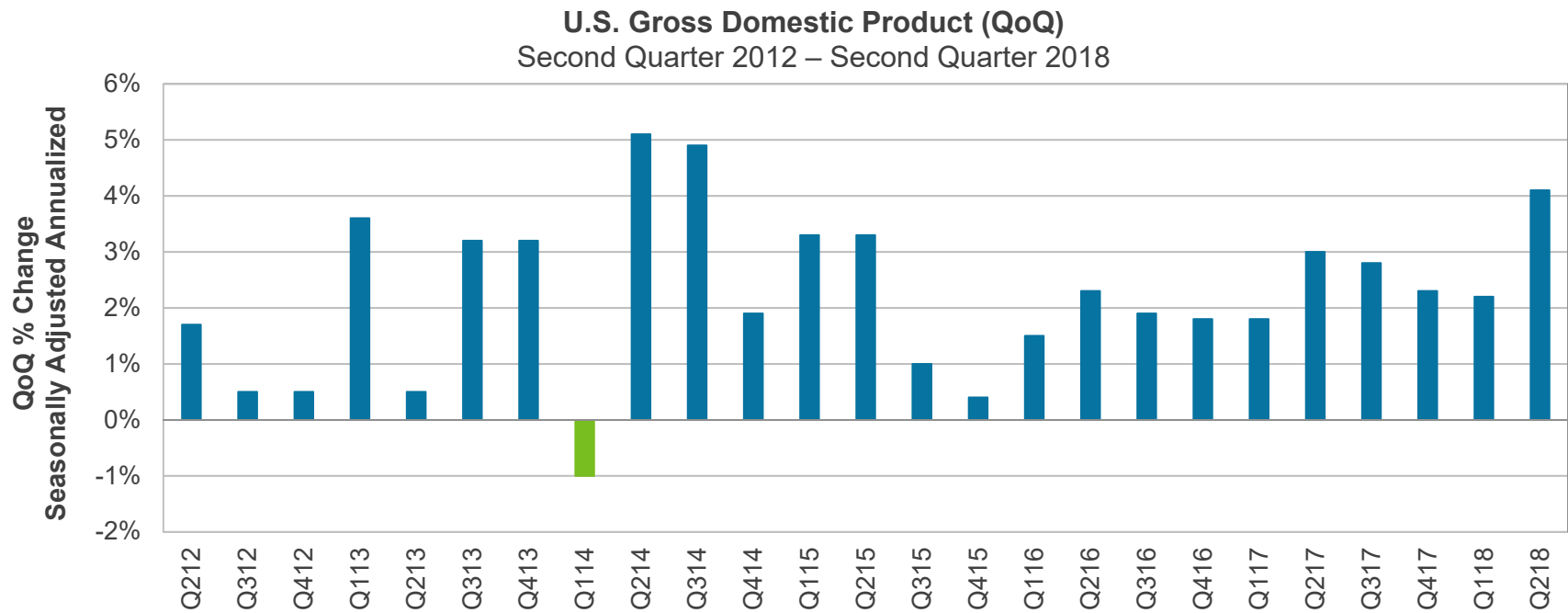
Kathy Kiefer

Senior Director, Finance & Asset Management

August 27, 2018

Second Quarter GDP

Second quarter GDP grew at an annualized pace of 4.1% and first quarter GDP growth was also revised up to 2.2% from 2.0%. Overall, second quarter GDP growth was solid. Consumer spending was particularly strong in the second quarter, up 4.0%. Business investment and net exports were also favorable. Inventories pulled GDP growth down in the second quarter, which should bode well for third quarter GDP growth. Nevertheless, GDP growth is expected to ease back toward the 2.5%-3.0% range for the second half of the year.



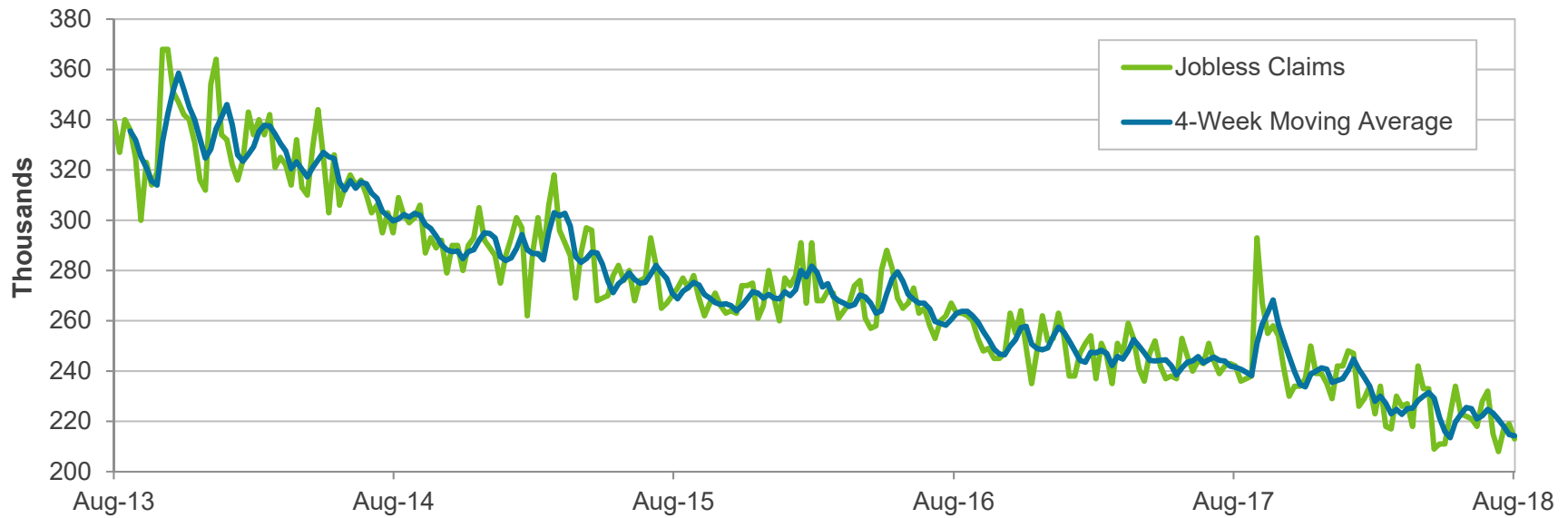
Source: Bloomberg.

Initial Claims For Unemployment

For the week ending August 4, initial jobless claims decreased by 6,000 to 213,000. The 4-week moving average decreased by 250 to 214,250. Initial jobless claims reflect strong demand for labor and are consistent with a healthy labor market.

Initial Jobless Claims and 4-Week Moving Average

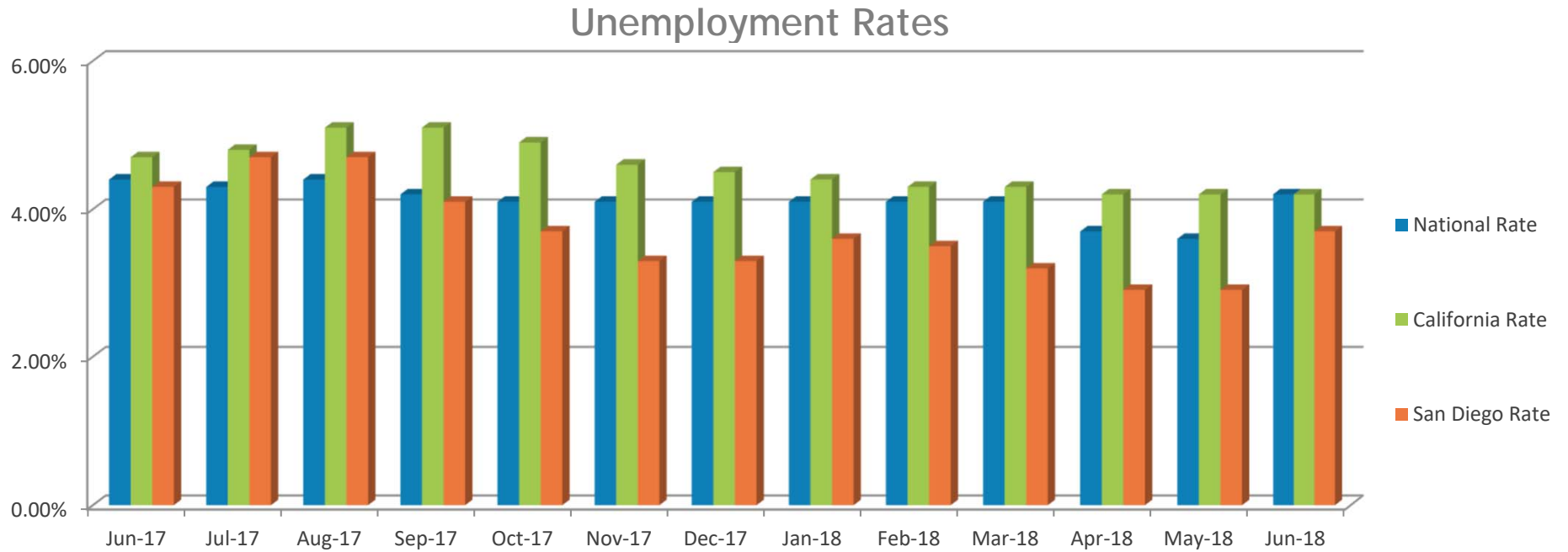
August 2, 2013 – August 3, 2018



Source: Bloomberg.

Unemployment Rates

The National unemployment rate increased to 4.2 percent in June, up from 3.6 percent in May. The National U-6 rate raised back up to 7.8 percent in June compared to 7.6 percent in May. The California rate remained the same from May to June at 4.2 percent, while the San Diego rate increased to 3.7 percent in June from 2.9 percent in May

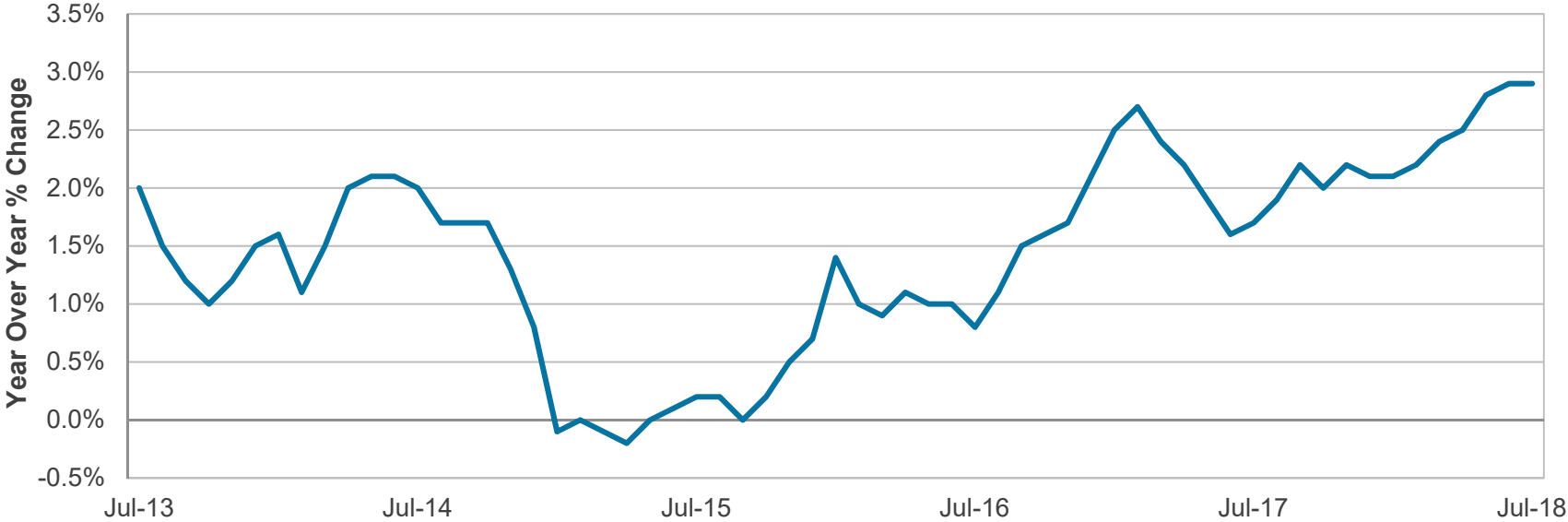


Source: US Dept of Labor, CA EDD

Consumer Price Index

The Consumer Price Index (CPI) was up 2.9% year-over-year in July, unchanged on a year-over-year basis from June. Core CPI (CPI less food and energy) was up 2.4% year-over-year in July, up from 2.3% year-over-year in June. Consumer price inflation remains relatively contained but a continued upward trend may lead to a more hawkish Fed, all else being equal.

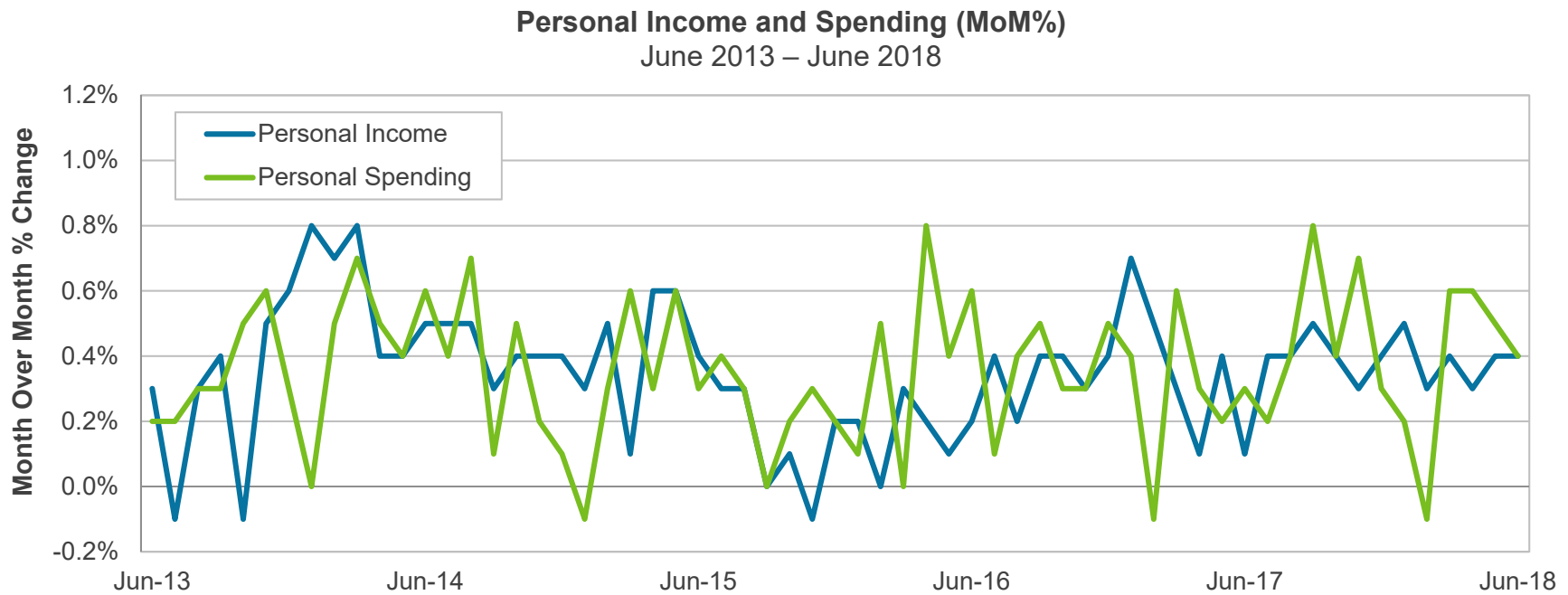
Consumer Price Index (YoY%)
July 2013 – July 2018



Source: Bloomberg.

Personal Income and Spending

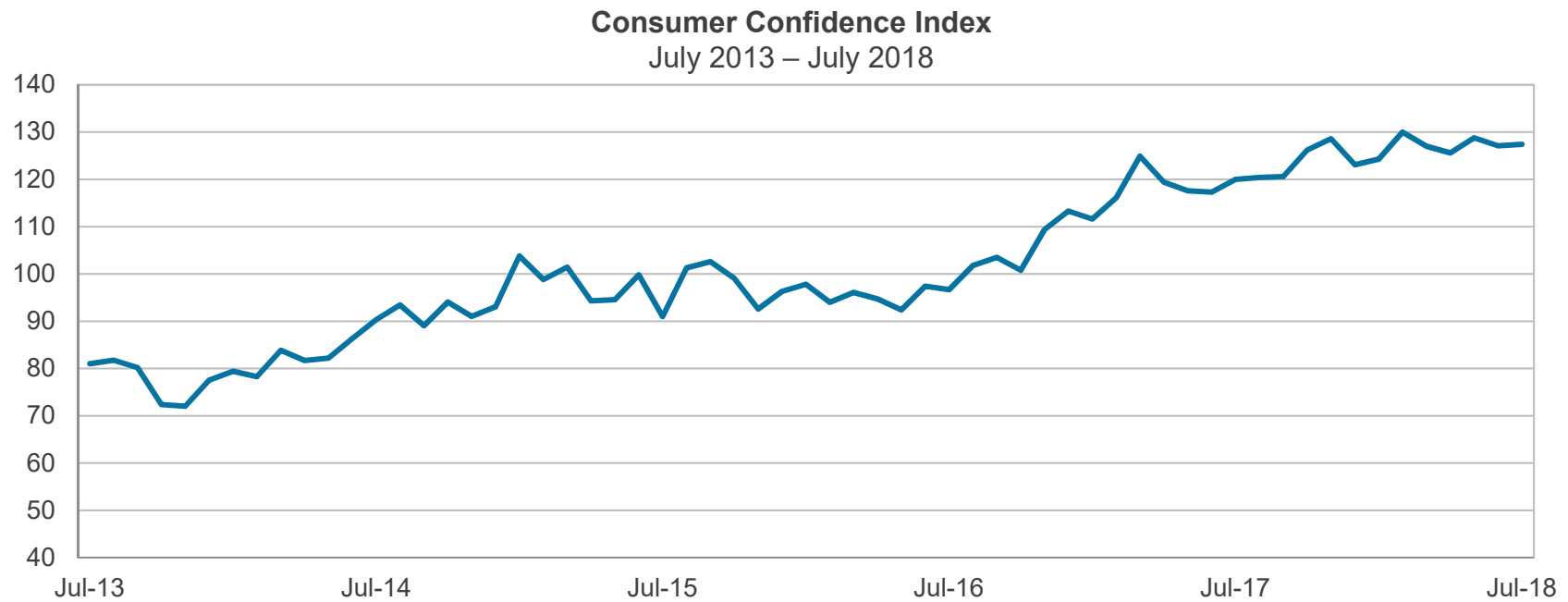
Personal income rose by 0.4% in June, in line with expectations. Consumer spending also increased by 0.4% in the month, in line with expectations.



Source: Bloomberg.

Consumer Confidence Index

The Consumer Confidence Index remains strong at 127.4 in July, up slightly from 127.1 in June. Ongoing strength in the labor market continues to support consumer confidence.

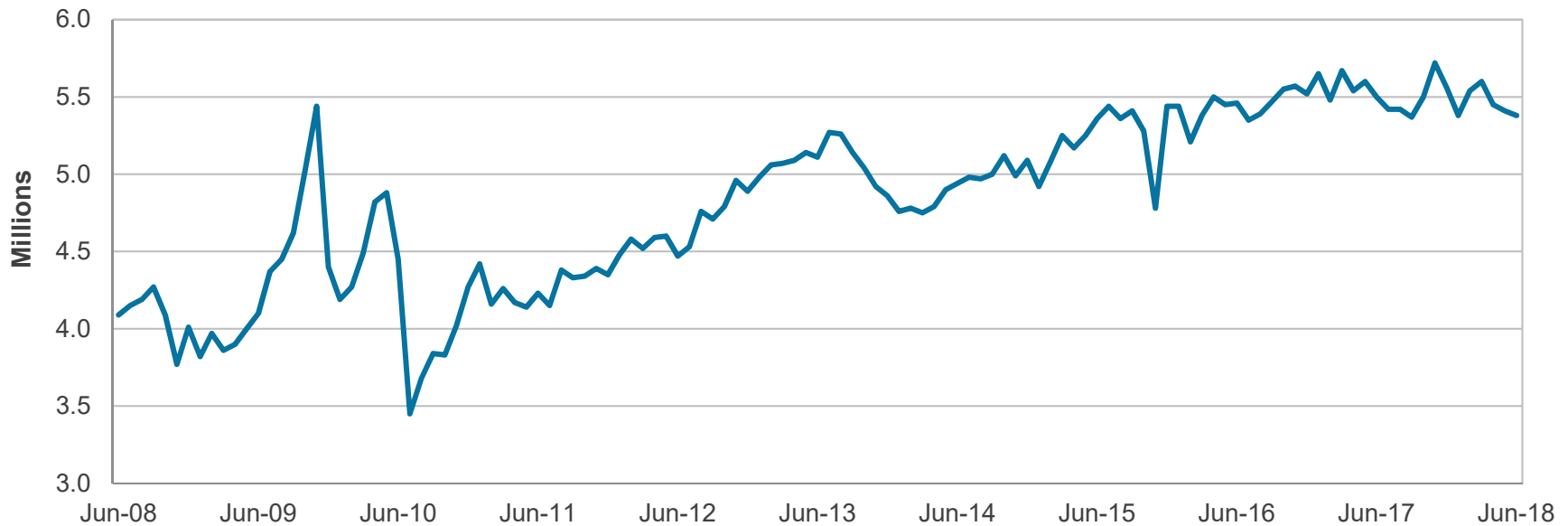


Source: Bloomberg.

Existing Home Sales

Existing home sales declined 0.6% in June to a seasonally adjusted rate of 5.380 million units, following a 0.7% decline in May. On a year-over-year basis, sales of existing homes were down 2.2% in June. Higher interest rates and a long period of home price appreciation, is starting to pressure the housing market and overall affordability.

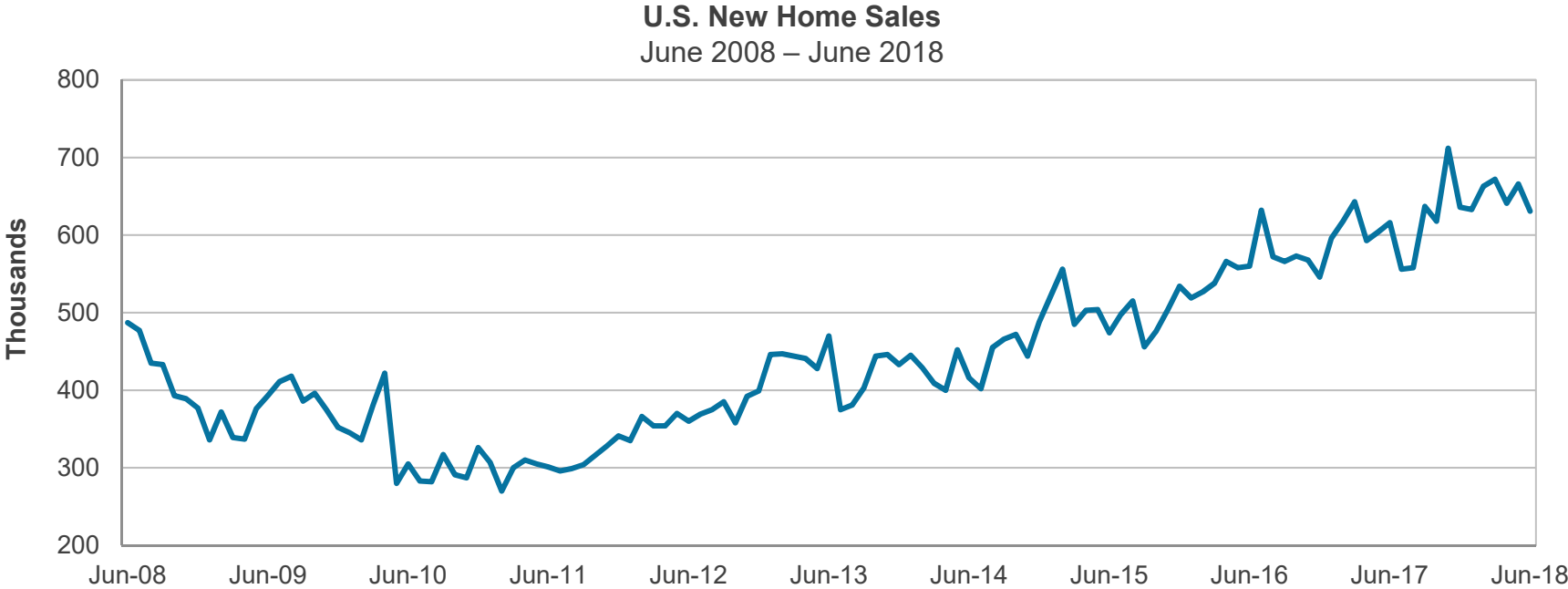
U.S. Existing Home Sales (MoM)
June 2008 – June 2018



Source: Bloomberg.

New Home Sales

New home sales fell 5.3% in June to an annualized rate of 631,000 units and median prices fell 2.5% in the month. Year-over-year, the median price is down 4.2%.



Source: Bloomberg.

Crude Oil Prices

U.S. West Texas Intermediate (WTI) crude settled at \$67.20 per barrel on August 13, below its one month average of \$68.82 but above its one year average of \$61.22. Oil prices have recently declined on expectations for increased OPEC production and concerns about global demand.

West Texas Intermediate Oil Price Per Barrel (WTI Spot)
August 13, 2013 – August 13, 2018



Source: Bloomberg.

Jet Fuel Prices

Jet fuel (U.S. Gulf Coast Spot) closed at \$2.098 per gallon on August 13, which was just slightly above its one month average of \$2.092 and above its one year average of \$1.900.

U.S. Gulf Coast Kerosene-Type Jet Fuel Spot Price FOB
August 13, 2013 – August 13, 2018

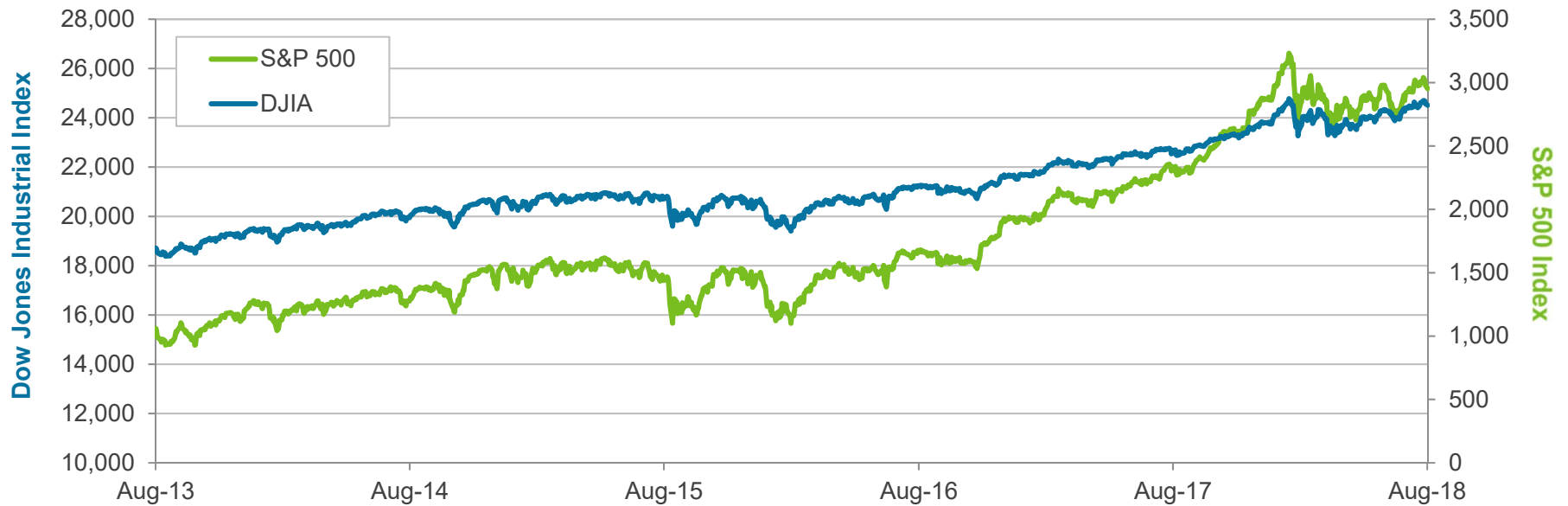


Source: Bloomberg.

U.S. Equity Markets

U.S. equity markets remain volatile. Year-to-date, the DJIA is up 1.9% and the S&P 500 index is up nearly 5.6%. Uncertainty about the pace of monetary policy normalization, inflation, economic growth, and global trade has fueled the volatility. Nevertheless, the expectation is that expect risk assets will end the year in positive territory.

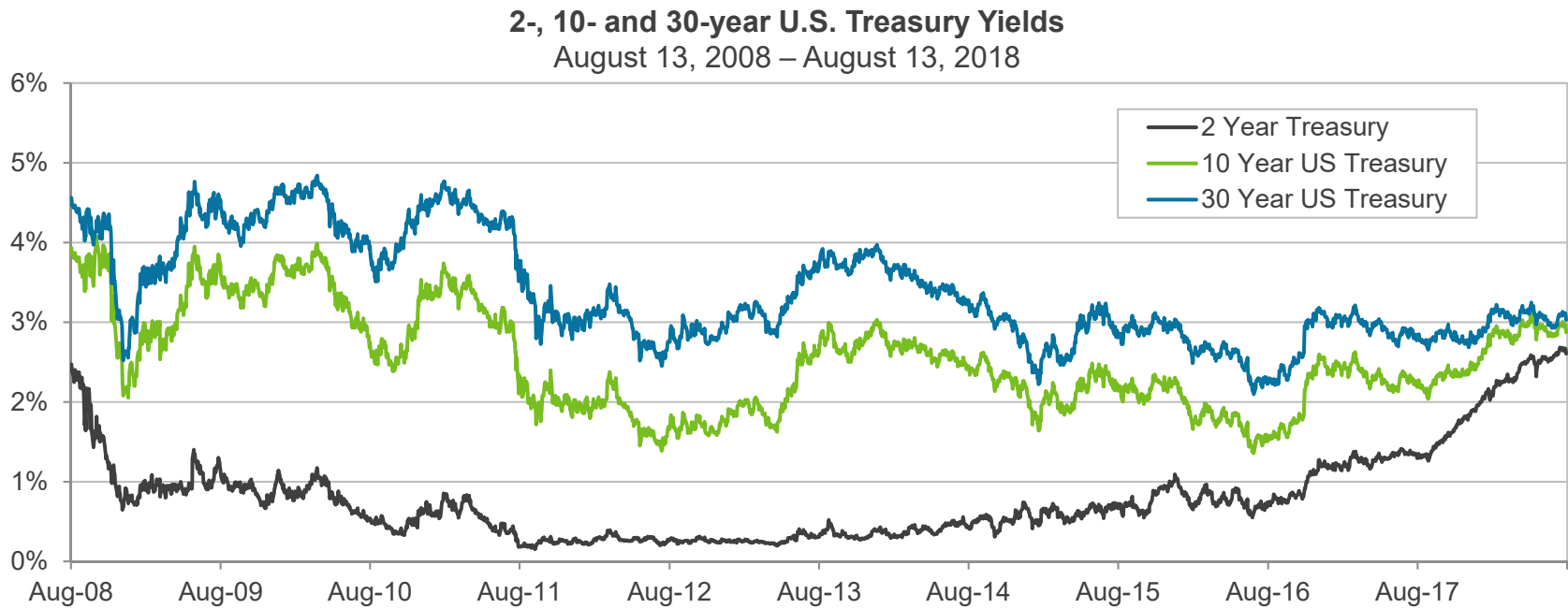
Dow Jones Industrial Average (DJIA) and S&P 500 Indices
August 13, 2013 – August 13, 2018



Source: Bloomberg.

Treasury Yield History

On a year-over-year basis, the Treasury yield curve has flattened. Rate hikes by the Federal Reserve have put upward pressure on shorter-term rates, while supply and demand imbalances, technical factors, and subdued inflation expectations have kept longer rates relatively contained. The yield curve is currently quite flat by historical standards.

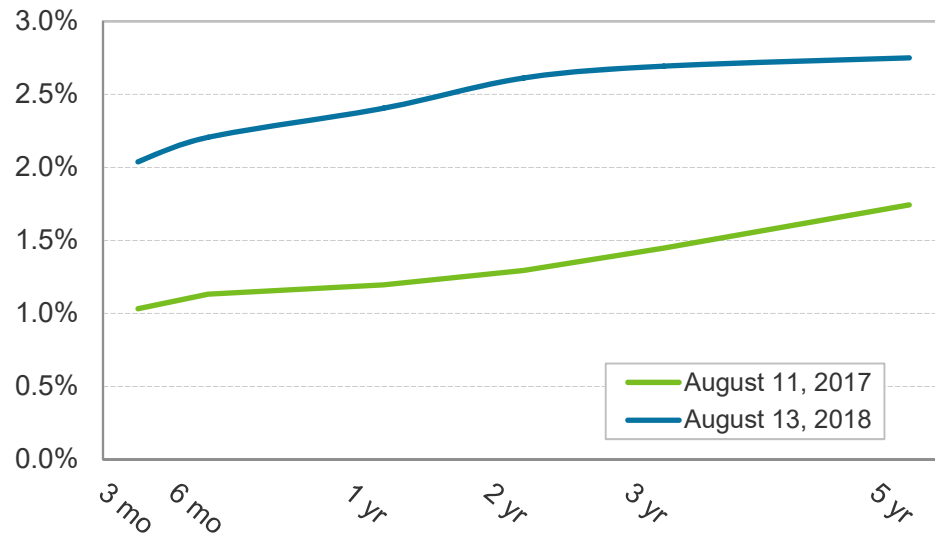


Source: Bloomberg.

U.S. Treasury Yield Curve

Year-over-year, shorter-term Treasury yields have increased more than longer-term Treasury yields, leading to a flatter Treasury yield curve. The Fed has raised the fed funds target rate by 120 basis points since March 16, 2017, which has fueled the increase in shorter-term rates. All else being equal, the Fed's plan to normalize the balance sheet will help promote a steeper yield curve later this year. Increased issuance by the Treasury to fund the growing fiscal deficit is also likely to drive longer-term yields higher, however, that may be partially offset by ongoing monetary policy normalization which typically causes the curve to flatten.

U.S. Treasury Yield Curve
August 11, 2017 versus August 13, 2018

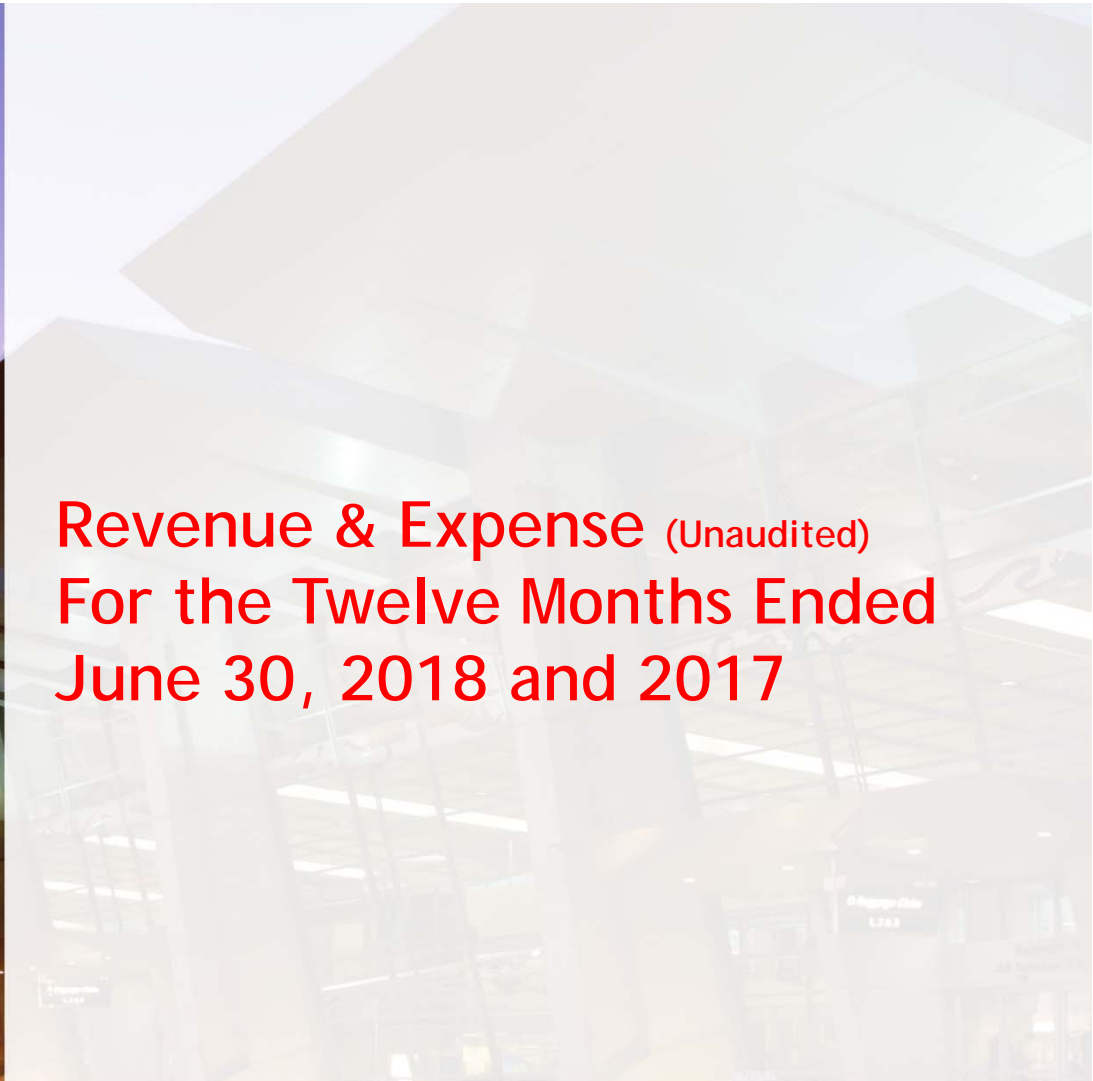


	8/11/17	8/13/18	Change
3-Mo.	1.03%	2.04%	1.01%
6-Mo.	1.13%	2.21%	1.08%
1-Yr.	1.20%	2.41%	1.21%
2-Yr.	1.29%	2.61%	1.32%
3-Yr.	1.45%	2.69%	1.24%
5-Yr.	1.74%	2.75%	1.01%
10-Yr.	2.19%	2.88%	0.69%
30-Yr.	2.79%	3.05%	0.26%

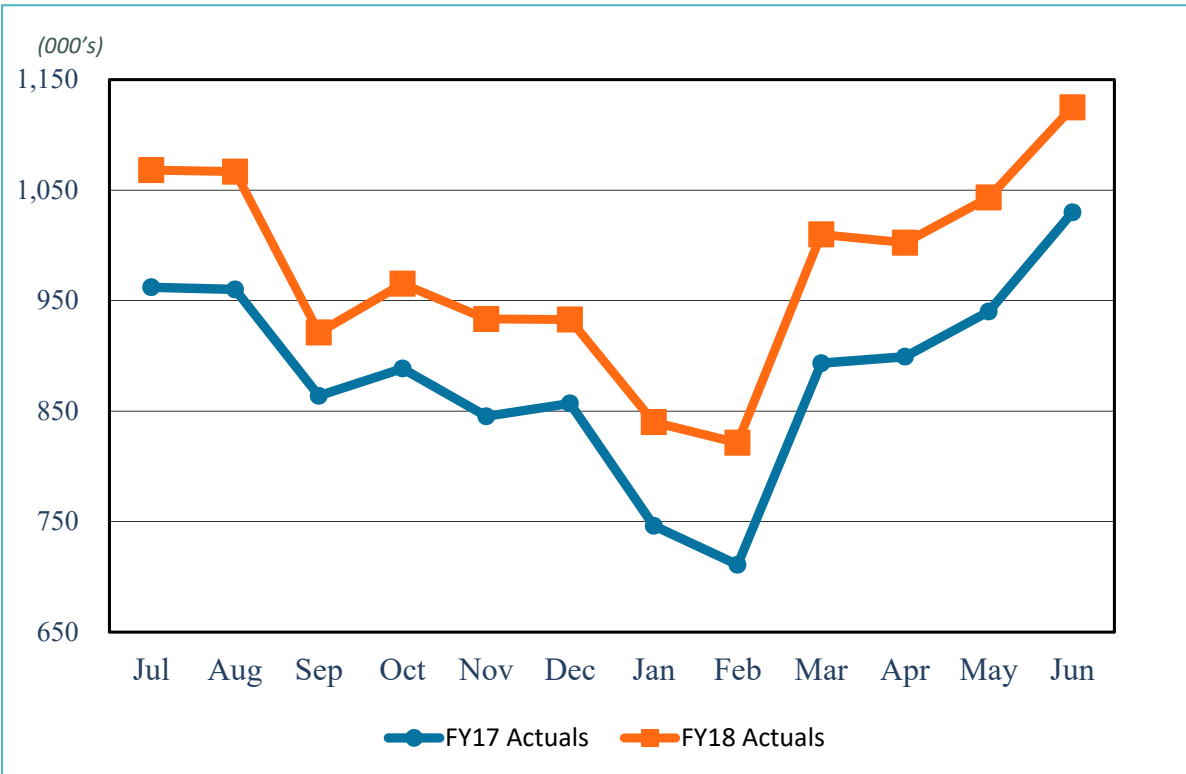
Source: Bloomberg.



**Revenue & Expense (Unaudited)
For the Twelve Months Ended
June 30, 2018 and 2017**

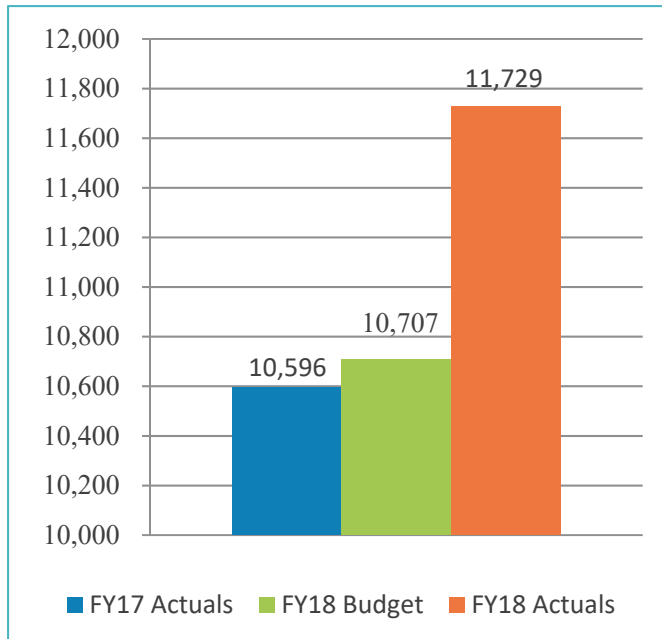


Enplanements

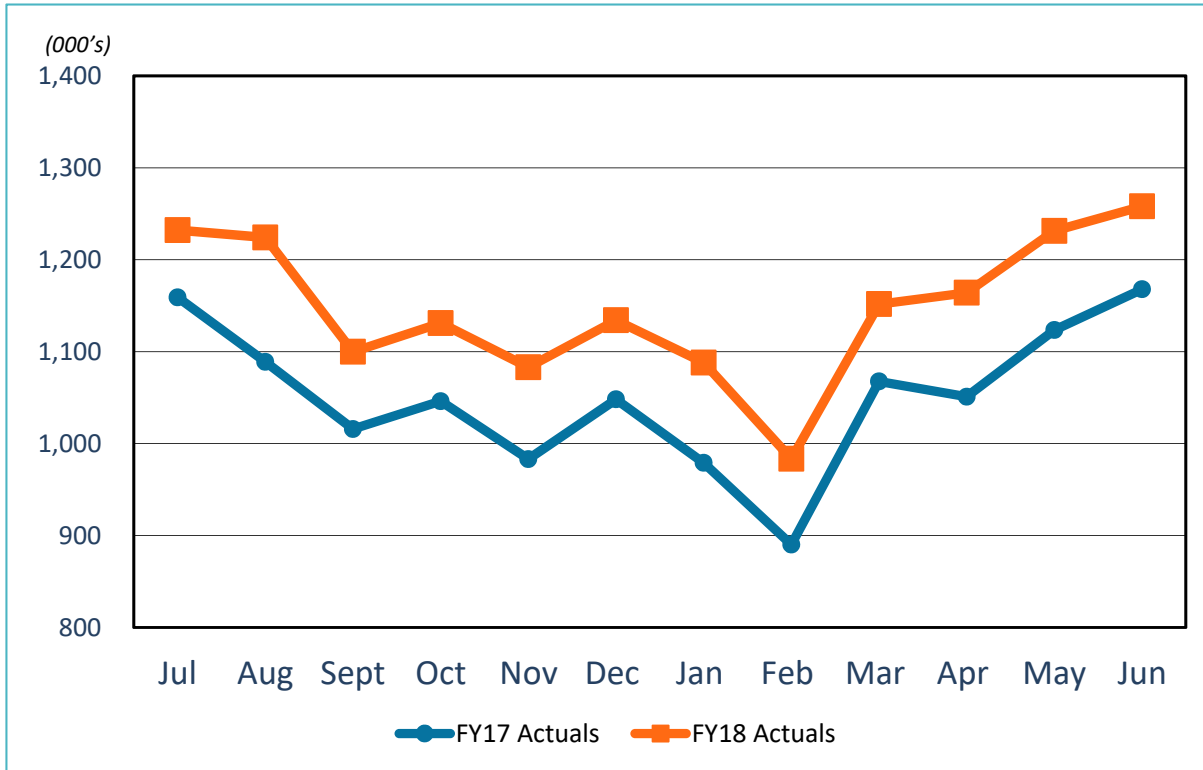


FY18 YTD Act Vs.
FY17 YTD Act
10.7%

FY18 YTD Act Vs.
FY18 YTD Budget
9.5%

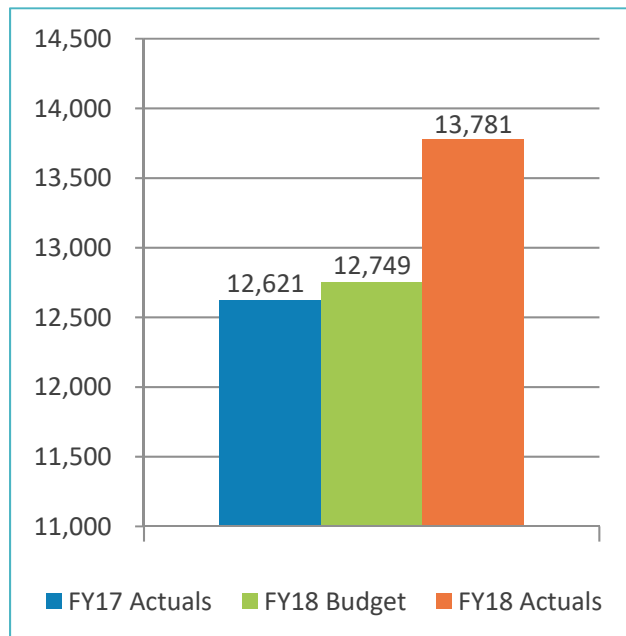


Gross Landing Weight Units (000 lbs)



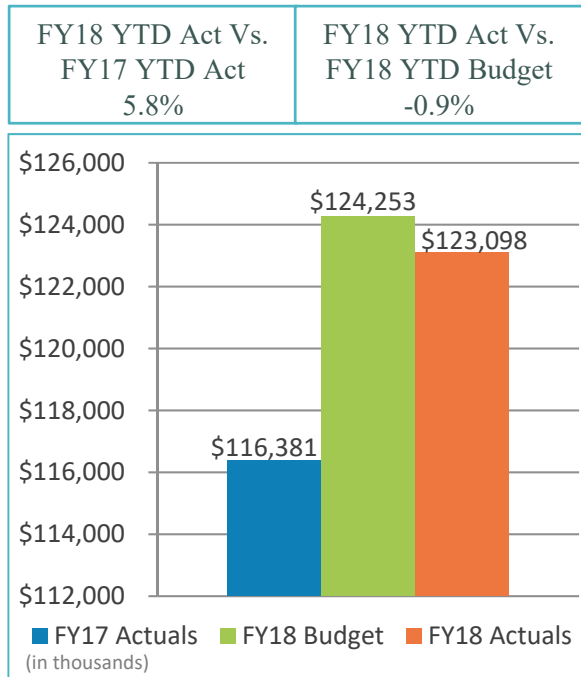
FY18 YTD Act Vs.
FY17 YTD Act
9.2%

FY18 YTD Act Vs.
FY18 YTD Budget
8.1%

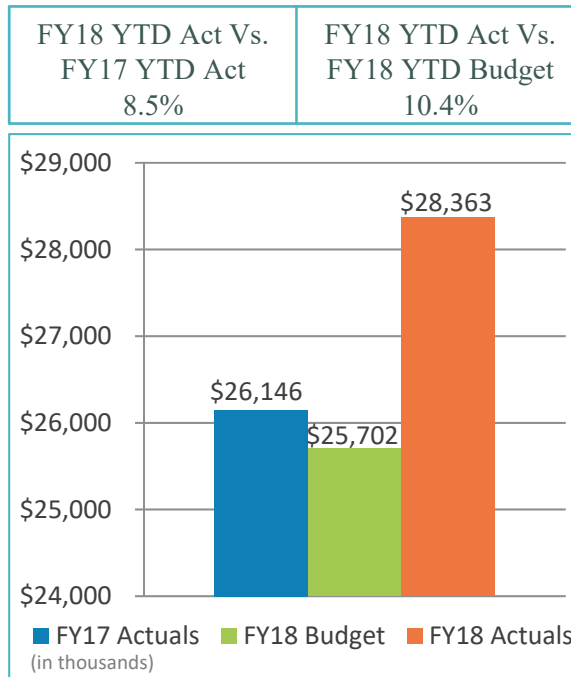


Operating Revenue (Unaudited)

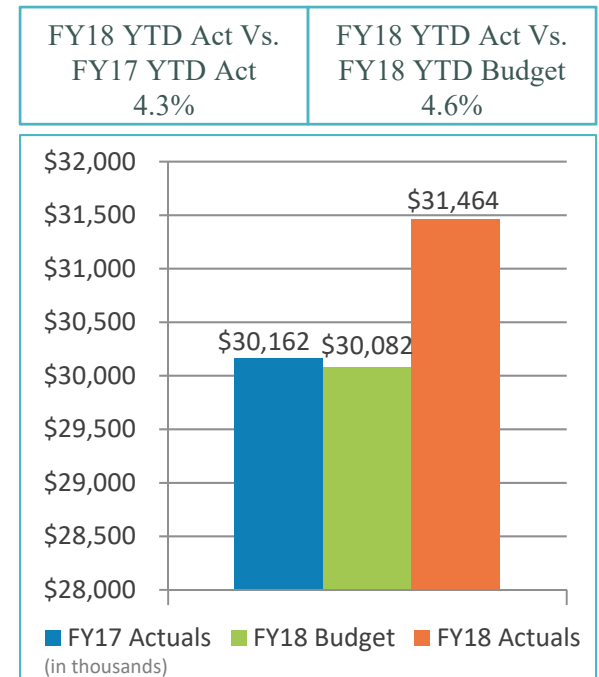
Aviation



Terminal Concessions

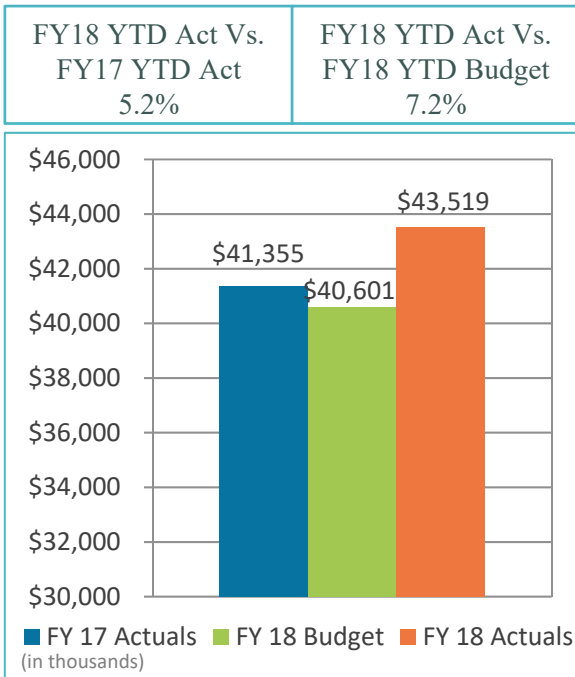


Rental Car

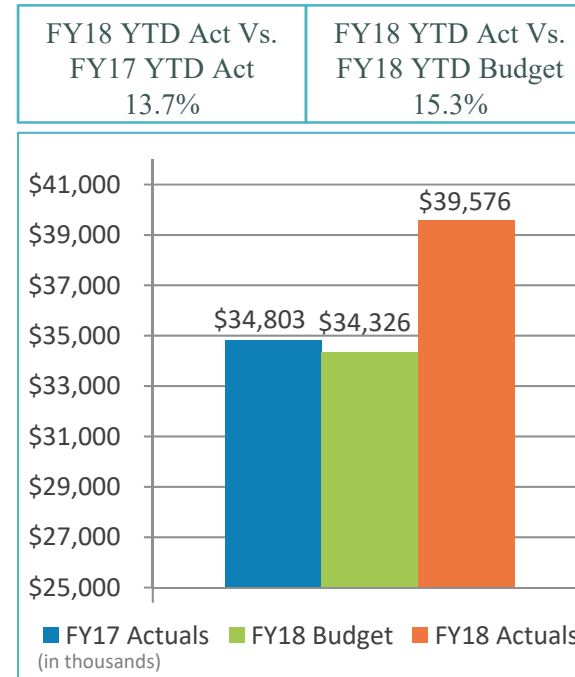


Operating Revenue (Unaudited)

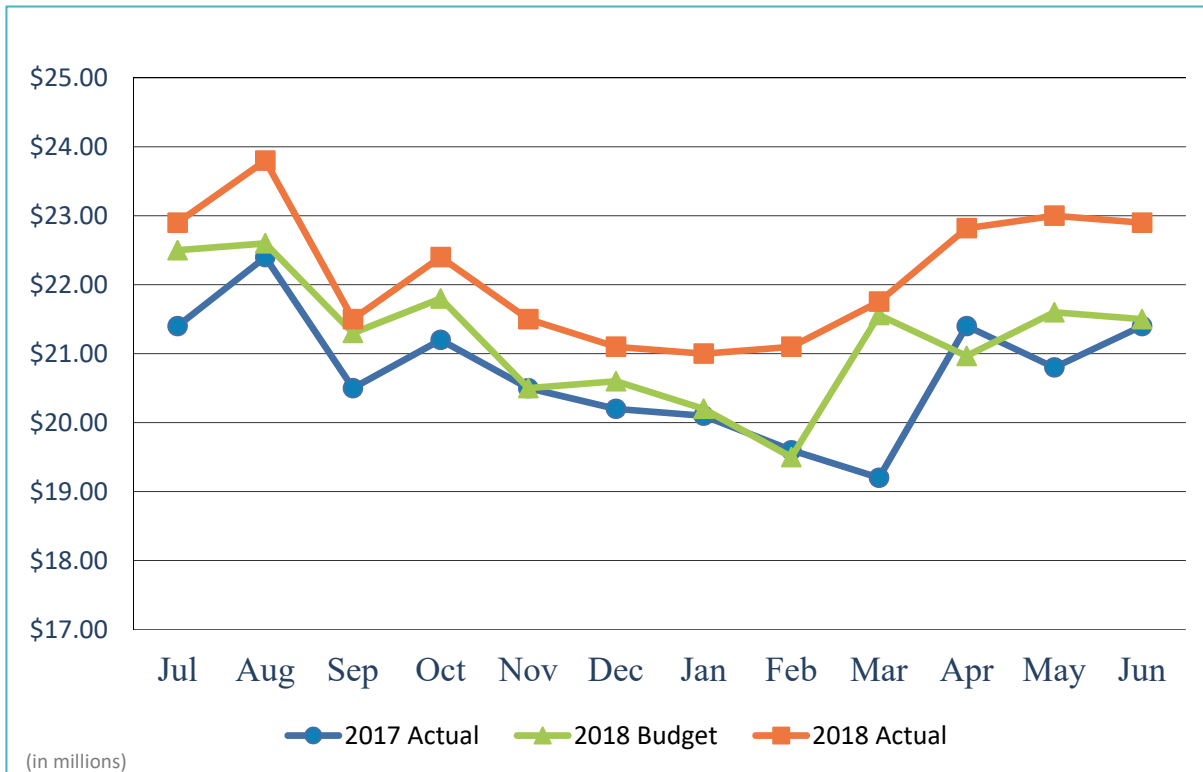
Parking Revenue



Other

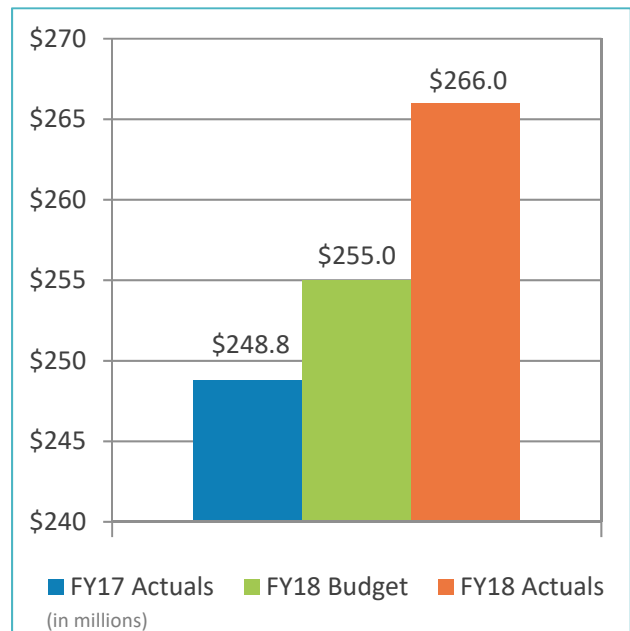


Total Operating Revenue (Unaudited)



FY18 YTD Act Vs.
FY17 YTD Act
6.9%

FY18 YTD Act Vs.
FY18 YTD Budget
4.3%

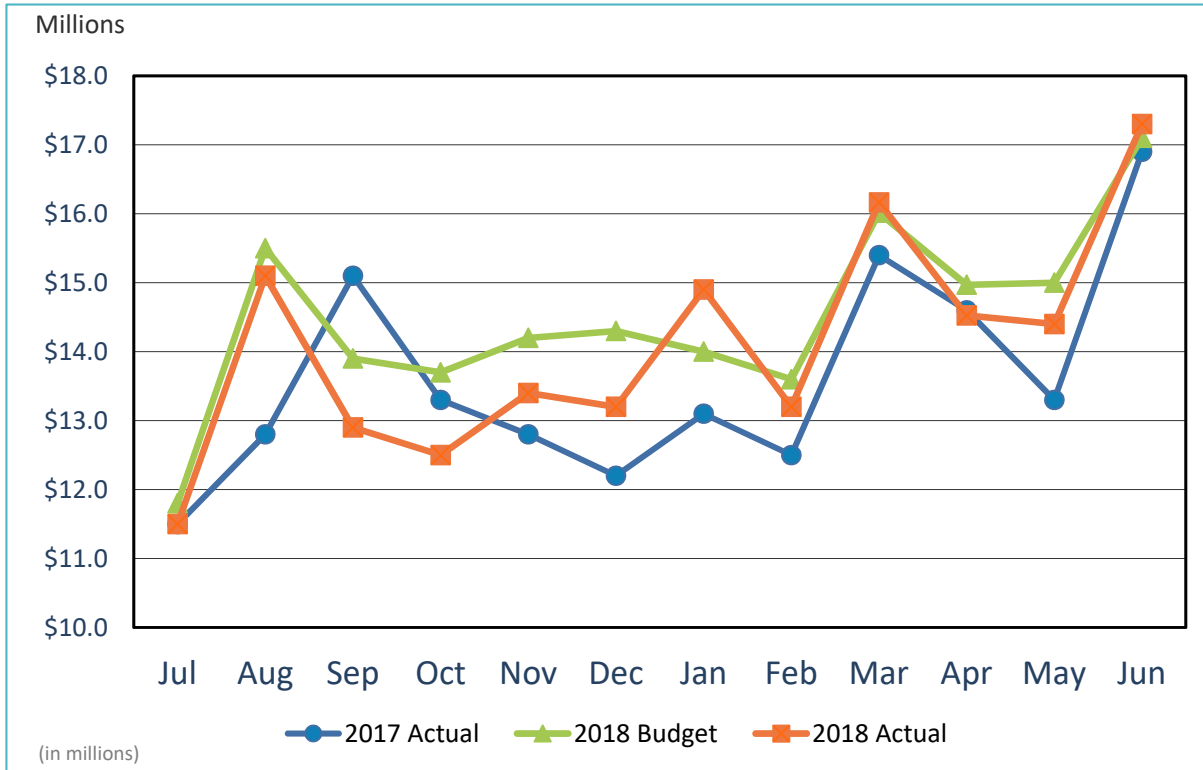


Operating Revenues

for the Twelve Months Ended June 30, 2018 (Unaudited)

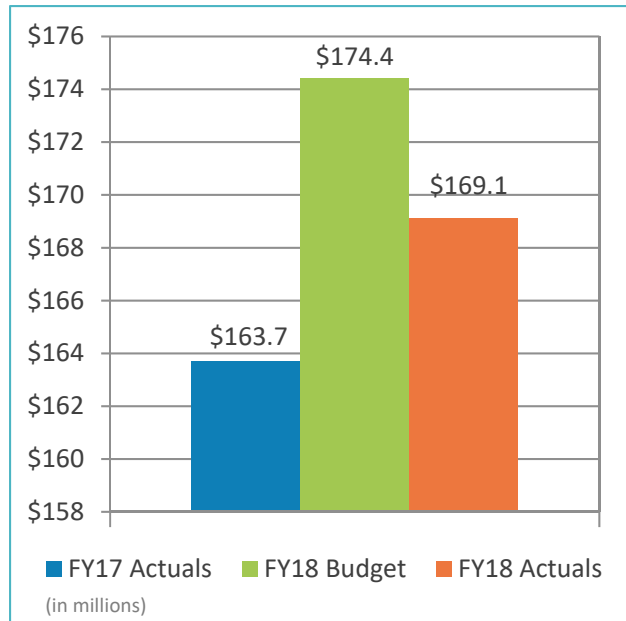
(In thousands)	Budget	Actual	Variance Favorable (Unfavorable)	%	Prior Year
Aviation	\$ 124,253	\$ 123,098	\$ (1,155)	(1)%	\$ 116,381
Terminal concessions	25,702	28,363	2,661	10%	26,146
Rental car	30,082	31,464	1,382	5%	30,162
Parking	40,601	43,519	2,918	7%	41,355
Other operating	34,326	39,576	5,250	15%	34,803
Total operating revenues	\$ 254,964	\$ 266,020	\$ 11,056	4%	\$ 248,847

Total Operating Expenses (Unaudited)



FY18 YTD Act Vs.
FY17 YTD Act
-3.0%

FY18 YTD Act Vs.
FY18 YTD Budget
3.3%



Operating Expenses

for the Twelve Months Ended June 30, 2018 (Unaudited)

(In thousands)	Budget	Actual	Variance Favorable (Unfavorable)	%	Prior Year
				Change	
Salaries and benefits	\$ 47,920	\$ 47,866	\$ 54	-	\$ 46,874
Contractual services	46,994	45,286	1,708	4%	44,330
Safety and security	31,065	30,733	332	1%	28,422
Space rental	10,191	10,190	1	-	10,190
Utilities	12,250	12,510	(260)	(2)%	10,736
Maintenance	15,352	12,603	2,749	18%	14,270
Equipment and systems	368	598	(230)	(62)%	513
Materials and supplies	475	656	(181)	(38)%	611
Insurance	1,203	1,098	105	9%	956
Employee development and support	1,318	1,248	70	5%	1,353
Business development	3,745	3,246	499	13%	2,341
Equipment rental and repairs	3,526	3,124	402	11%	3,130
Total operating expenses	\$ 174,407	\$ 169,158	\$ 5,249	3%	\$ 163,726


Net Operating Income (Loss) Summary for the Twelve Months Ended June 30, 2018 (Unaudited)

(In thousands)	Budget	Actual	Variance Favorable (Unfavorable)	%	Prior Year
				Change	
Total operating revenues	\$ 254,964	\$ 266,020	\$ 11,056	4%	\$ 248,847
Total operating expenses	174,407	169,158	5,249	3%	163,726
Income from operations	80,557	96,862	16,305	20%	85,121
Depreciation	105,532	105,532	-	-	95,229
Operating income (loss)	\$ (24,975)	\$ (8,670)	\$ 16,305	65%	\$ (10,108)

Nonoperating Revenues & Expenses

for the Twelve Months Ended June 30, 2018 (Unaudited)

(In thousands)	Budget	Actual	Variance Favorable (Unfavorable)	%	Prior Year
Passenger facility charges	\$ 42,304	\$ 46,953	\$ 4,649	11%	\$ 42,200
Customer facility charges (Rental Car Center)	40,009	41,037	1,028	3%	36,528
Quieter Home Program , net	(3,648)	(2,861)	787	22%	(785)
Interest income	8,783	12,937	4,154	47%	8,134
Interest expense (net)	(73,571)	(64,482)	9,089	12%	(53,528)
Other nonoperating revenue (expense)	(10)	(13,229)	(13,219)	-	(17,121)
Nonoperating revenue, net	13,867	20,355	6,488	47%	15,428
Change in net position before grant contributions	(11,108)	11,685	22,793	205%	5,320
Capital grant contributions	11,700	13,079	1,379	12%	1,904
Change in net position	\$ 592	\$ 24,764	\$ 24,172	4084%	\$ 7,224



Statements of Net Position (Unaudited)
June 30, 2018 and 2017

Statements of Net Position (Unaudited)

As of June 30, 2018 and 2017

(In Thousands)

	<u>2018</u>	<u>2017</u>
Assets and Deferred Outflows of Resources		
Current assets	\$ 94,413	\$ 101,217
Cash designated for capital projects and other	39,294	25,792
Restricted assets	535,597	350,633
Capital assets, net	1,703,405	1,544,909
Other assets	197,342	207,704
Deferred outflows of resources	24,196	20,246
Total assets and deferred outflows of resources	\$ 2,594,247	\$ 2,250,501

Statements of Net Position (Unaudited)
 As of June 30, 2018 and 2017
 (In Thousands)

	<u>2018</u>	<u>2017</u>
Liabilities and Deferred Inflows of Resources		
Current liabilities	\$ 83,688	\$ 60,089
Liabilities payable from restricted assets	62,351	44,334
Long term liabilities	1,635,326	1,361,090
Deferred inflows of resources	4,227	1,815
Total liabilities and deferred inflows of resources	\$ 1,785,592	\$ 1,467,328
Total net position	\$ 808,655	\$ 783,173



Questions?

Item 5



Investment Report

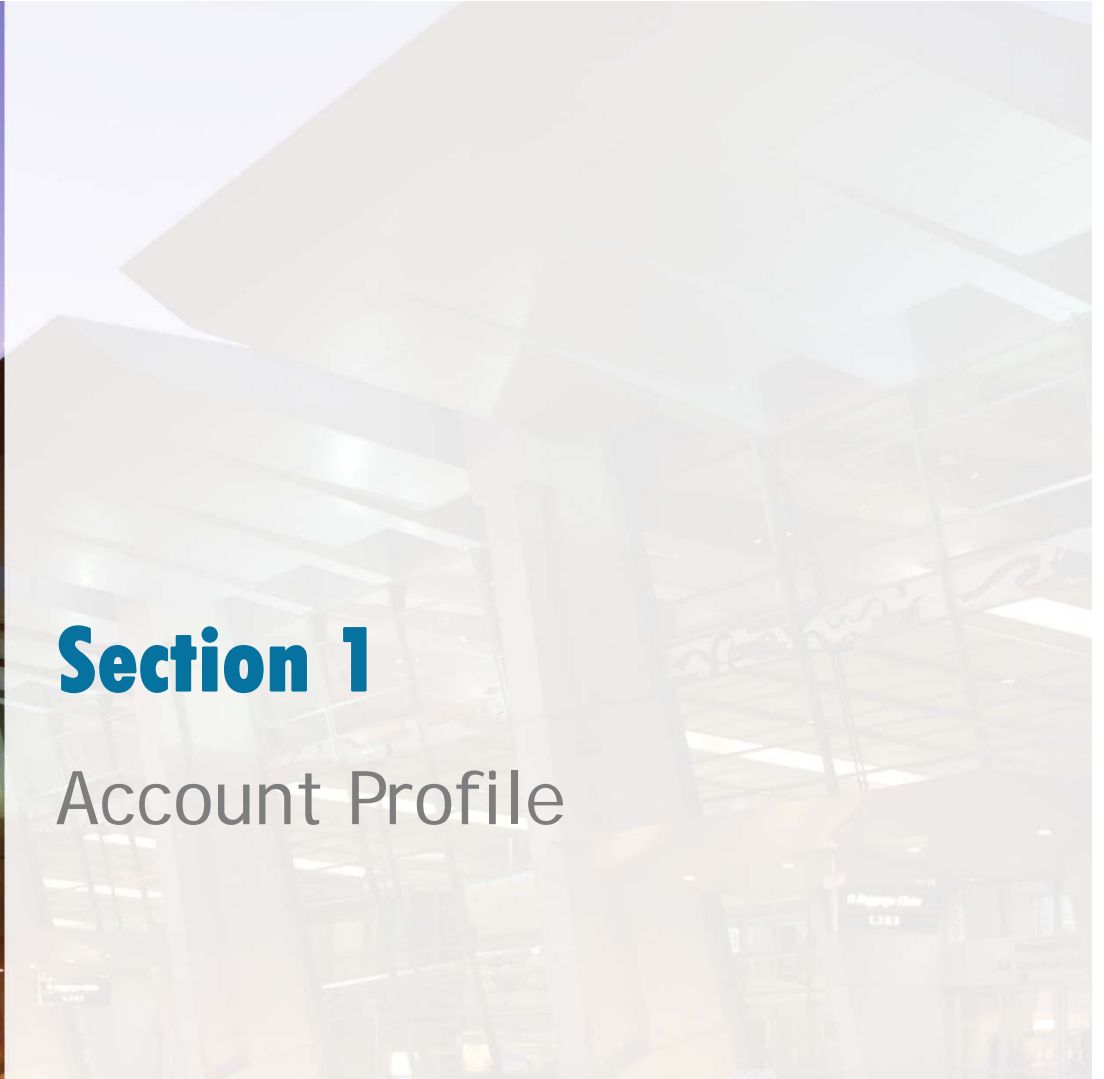
Period Ending
July 31, 2018





Section 1

Account Profile



Certification Page

This report is prepared for the San Diego County Regional Airport Authority (the “Authority”) in accordance with California Government Code Section 53646, which states that “the treasurer or chief fiscal officer may render a quarterly report to the chief executive officer, the internal auditor, and the legislative body of the local agency within 30 days following the end of the quarter covered by the report.”

The investment report was compiled in compliance with California Government Code 53646 and the Authority’s approved Investment Policy. All investment transactions made in the Authority’s portfolio during this period were made on behalf of the Authority. Sufficient liquidity and anticipated revenue are available to meet expenditure requirements for the next six months.

Scott Brickner, C.P.A.
V.P Finance & Asset Management/Treasurer
San Diego County Regional Airport Authority

Objectives

Investment Objectives

The San Diego County Regional Airport Authority's investment objectives, in order of priority, are to provide safety to ensure the preservation of capital in the overall portfolio, provide sufficient liquidity for cash needs and a market rate of return consistent with the investment program. In order to achieve these objectives, the portfolio invests in high quality fixed income securities consistent with the investment policy and California Government Code.

Portfolio Characteristics

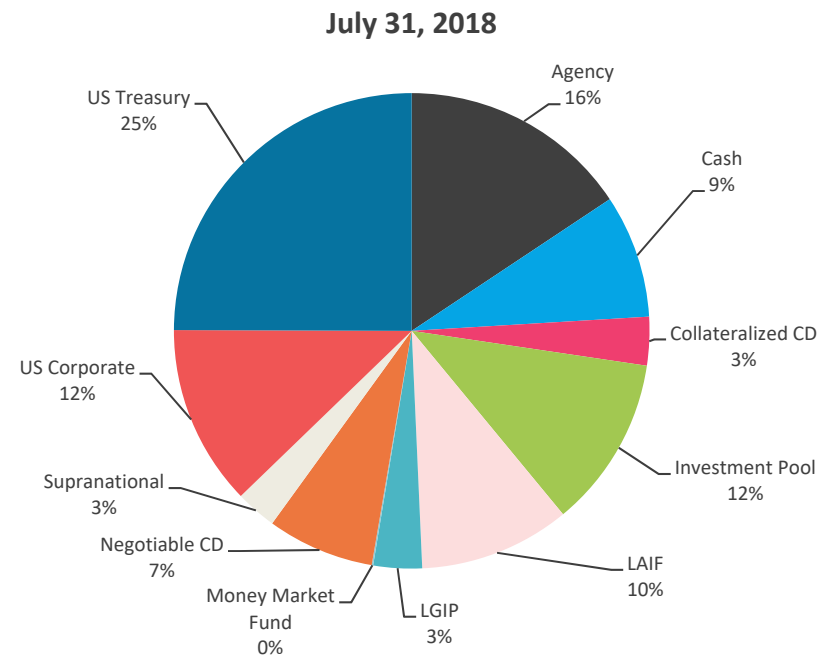
SDCRAA Consolidated

	7/31/2018	6/30/2018	Change
	Portfolio	Portfolio	Portfolio
Average Maturity (yrs)	1.31	1.25	0.06
Average Purchase Yield	1.75%	1.69%	0.06%
Average Market Yield	2.31%	2.26%	0.05%
Average Quality*	AA/Aa1	AA/Aa1	AA/Aa1
Total Market Value	477,002,037	465,497,391	11,504,646

*Portfolio is S&P and Moody's, respectively.

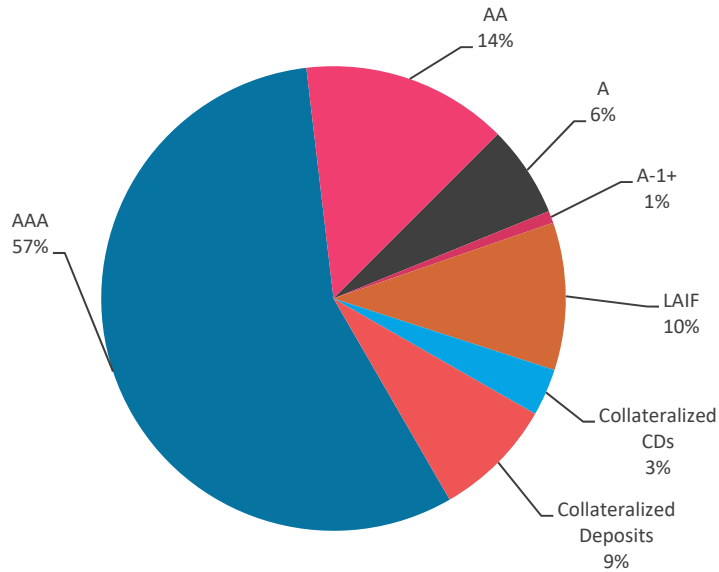
Sector Distribution

	July 31, 2018		June 30, 2018	
	Total Market Value	% of Portfolio	Total Market Value	% of Portfolio
Agency	74,763,996	15.7%	67,542,974	14.5%
Cash	40,040,773	8.4%	38,865,470	8.4%
Collateralized CD	15,659,821	3.3%	15,640,045	3.4%
Investment Pool	55,634,005	11.7%	55,293,440	11.9%
LAIF	49,000,012	10.3%	48,901,521	10.5%
LGIP	15,551,216	3.3%	15,522,832	3.3%
Money Market Fund	396,486	0.1%	165,267	0.0%
Negotiable CD	34,791,783	7.3%	34,711,338	7.5%
Supranational	13,329,480	2.8%	13,385,851	2.9%
US Corporate	58,488,926	12.3%	50,801,320	10.9%
US Treasury	119,345,540	25.0%	124,451,610	26.7%
TOTAL	477,002,037	100.0%	465,281,668	100.0%



Quality & Maturity Distribution

July 31, 2018

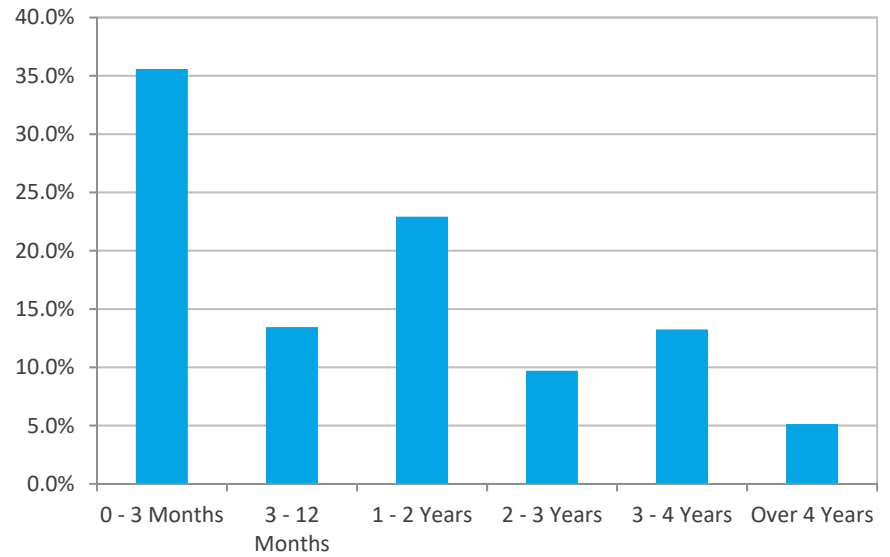


Notes:

Security ratings are based on the highest rating provided by Moody's, S&P and Fitch and is presented using the S&P ratings scale.

(1) Includes investments that have split ratings between S&P, Moody's and Fitch.

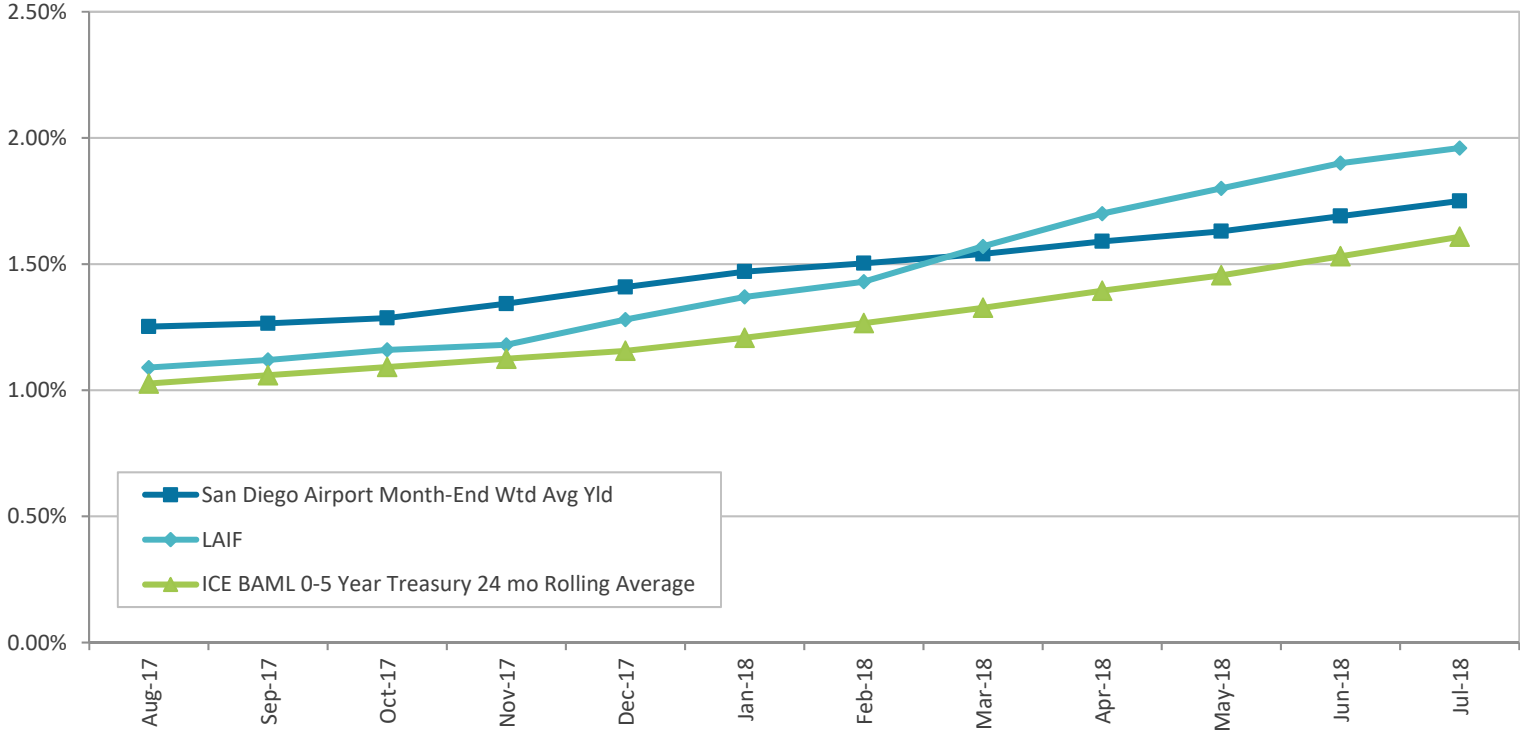
July 31, 2018



Notes:

(1) The 0-3 category includes investments held in LAIF, CalTrust, and the San Diego County Investment Pool.

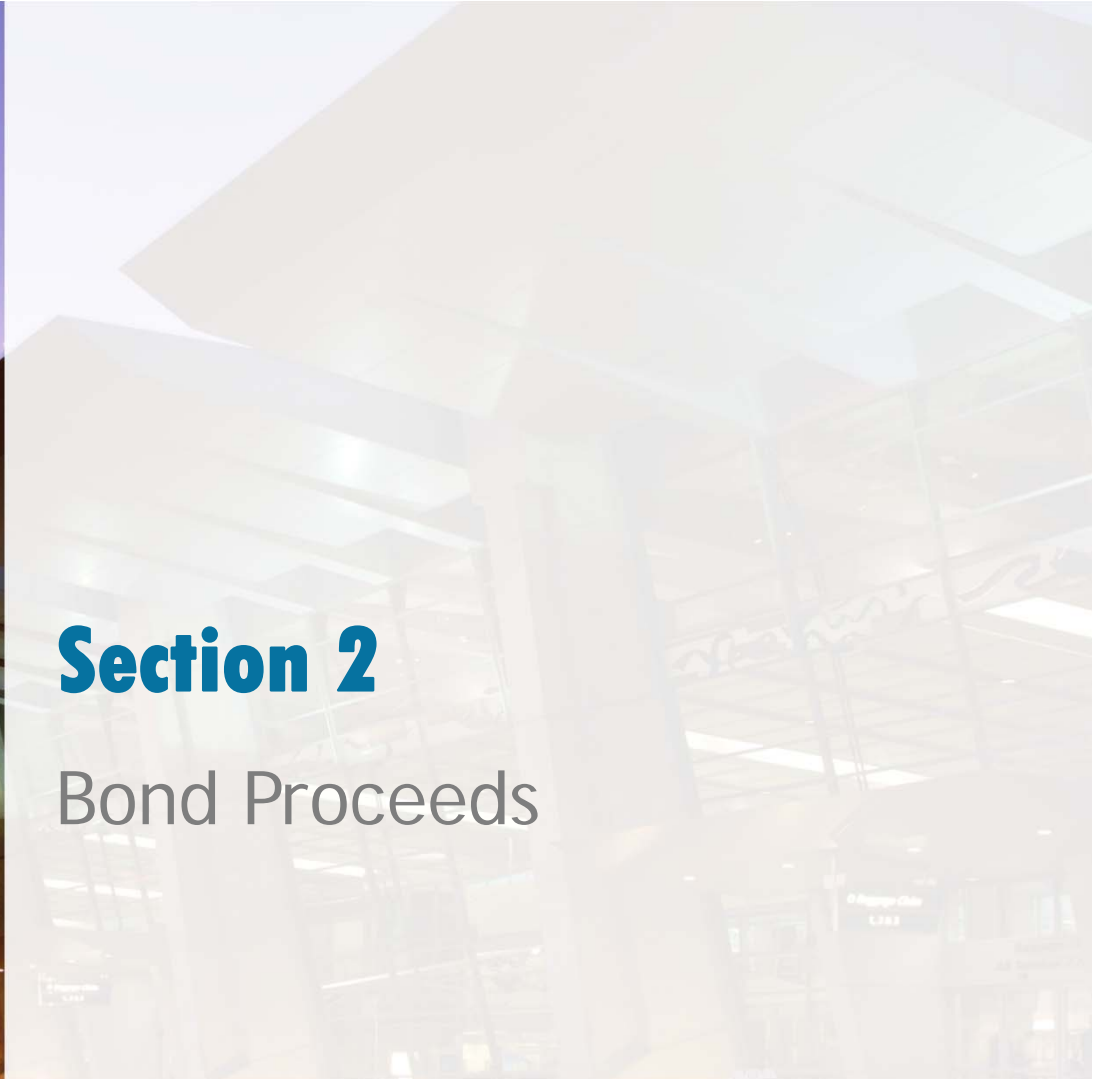
Investment Performance





Section 2

Bond Proceeds



Bond Proceeds

Summary of 2010, 2013, 2014 & 2017 Bond Proceeds ⁽¹⁾

As of July 31, 2018
(in thousands)

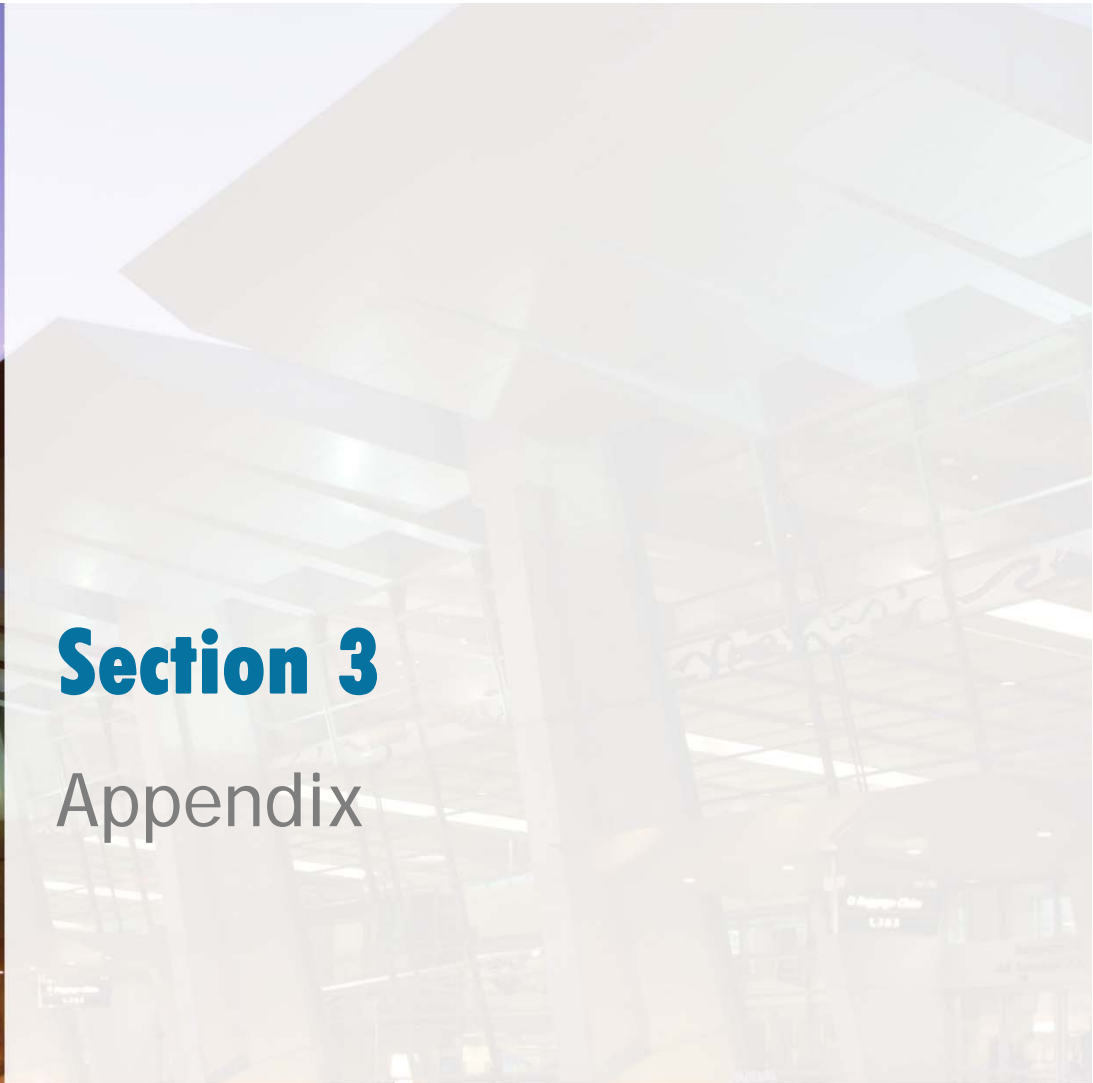
	2014 Special Facility Revenue Bond	2010, 2013 and 2017 General Airport Revenue Bonds	Total Bond Proceeds	Yield	Rating
Project Fund					
LAIF	-	37,378	37,378	1.96%	N/R
SDCIP	-	66,634	66,634	1.94%	AAAf
Money Market Fund	-	12,037	12,037	1.81%	AAAm
	-	116,048	116,048	1.93%	
Capitalized Interest					
SDCIP	-	443	443	1.94%	AAAf
	-	443	443	1.94%	
Debt Service Reserve & Coverage Funds					
SDCIP	29,383	80,081	109,464	1.94%	AAAf
East West Bank CD	-	21,547	21,547	2.00%	N/R
Money Market Fund	-	13	13	1.73%	AAAm
	29,383	101,642	131,025	1.90%	
TOTAL	29,383	218,133	247,516	1.94%	

(1) Bond Proceeds are not included in deposit limits as applied to operating funds.
SDCIP Yield as of 5/31/2018



Section 3

Appendix



Compliance

July 31, 2018

This portfolio is a consolidation of assets managed by Chandler Asset Management and assets managed internally by SDCRAA. Chandler relies on SDCRAA to provide accurate information for reporting assets and producing this compliance statement.

Category	Standard	Comment
Treasury Issues	No Limit	Complies
Agency Issues	No Limit	Complies
Supranationals	"AA" rated or better by a Nationally Recognized Statistical Rating Organization ("NRSRO"); 30% maximum; 10% max per issuer; U.S. dollar denominated senior unsecured unsubordinated obligations issued or unconditionally guaranteed by the International Bank for Reconstruction and Development ("IBRD"), the International Finance Corporation ("IFC") or the Inter-American Development Bank ("IADB")	Complies
Municipal Issues	"A" rated or better by a NRSRO; 20% maximum; 5% max per issuer	Complies
Banker's Acceptances	"A-1" rated or equivalent or highest category by a NRSRO; 40% maximum; 5% max per bank; 180 days max maturity	Complies
Commercial Paper	"A-1" rated or equivalent by a NRSRO; or "A" rated issuer or equivalent by a NRSRO, if any long-term debt; 25% maximum; 5% max per issuer (combined with any other securities from that issuer); 270 days max maturity; Entity organized and operating in the U.S. as a general corporation and has total assets >\$500 million; or Entity is organized within the U.S. as a special purpose corporation, trust, or limited liability company and has credit enhancements including, but not limited to, over collateralization, letters of credit, or surety bond.	Complies
Negotiable Certificates of Deposit ("NCD")	"A" rated issuer or better by a NRSRO; 30% maximum; 5% max per issuer (combined with any other securities from that issuer); Issued by nationally or state-chartered bank, a state or federal savings institution or by a federally licensed or state licensed branch of a foreign bank.	Complies
Time Deposits/Certificates of Deposit/ Bank Deposit	Bank Deposits, including, demand deposit accounts, savings accounts, market rate accounts, and time certificates of deposits ("TCD") in financial institutions located in California. 20% maximum; 5% max per TCD issuer in excess of FDIC limit (combined with other securities from that issuer); 3 years max maturity; Financial institutions with net worth of \$10 million and total assets of \$50 million; Deposits in each bank limited to 5% max of the total assets of bank; To be eligible to receive Authority deposits, financial institution must have received a minimum overall satisfactory rating, under the Community Reinvestment Act, for meeting the credit needs of California Communities; Bank Deposits are required to be collateralized as specified by Cal. Gov. Code §53630 et seq.; Collateralization may be waived for any portion that is covered by FDIC	Complies
Medium Term Notes	"A" rated or better by a NRSRO; 20% maximum; 5% max per issuer (combined with any other securities from that issuer); Issued by corporations organized and operating within the U.S. or by depository institutions licensed by the U.S.	Complies
Money Market Funds	Highest rating or "AAA" rated by two NRSROs; or SEC registered investment adviser with assets under management in excess of \$500 million and experience greater than 5 years; 20% maximum; 10% per fund; 5% max of total fund balance	Complies
Repurchase Agreements	"A" rated or better by a NRSRO; 1 year max maturity; U.S. Treasury or Federal Agency collateral only	Complies
Local Agency Investment Fund (LAIF)	Max program limit for LAIF; Pursuant to California Gov. Code Section 16429.1	Complies
San Diego County Investment Pool (SDCIP)	Max program limit for LAIF	Complies
Local Government Investment Pool (LGIP)	Max program limit for LAIF	Complies
Prohibited	Inverse floaters, Range notes, Interest-only strips from mortgaged backed securities; Common stocks; Zero interest accrual securities	Complies
Average Maturity	3 years	Complies
Maximum maturity	5 years	Complies

Holdings Report

SDCRAA Consolidated - Account #10566

For the Month Ending July 31, 2018

CUSIP	Security Description	Par Value/Units	Purchase Date Book Yield	Book Value	Mkt Price Mkt YTM	Market Value Accrued Int.	% of Port. Gain/Loss	Moody/S&P Fitch	Maturity Duration
Agency									
3135G0E58	FNMA Note 1.125% Due 10/19/2018	4,000,000.00	10/16/2015 0.94%	4,022,000.00	99.79 2.11%	3,991,452.00 12,750.00	0.84% (30,548.00)	Aaa / AA+ AAA	0.22 0.22
3137EADK2	FHLMC Note 1.250% Due 08/01/2019	5,000,000.00	07/08/2016 0.82%	5,064,250.00	98.81 2.46%	4,940,645.00 31,250.00	1.04% (123,605.00)	Aaa / AA+ AAA	1.00 0.98
3135G0N33	FNMA Note 0.875% Due 08/02/2019	7,800,000.00	08/02/2016 0.93%	7,786,896.00	98.43 2.47%	7,677,524.40 33,935.42	1.62% (109,371.60)	Aaa / AA+ AAA	1.01 0.98
3130A8Y72	FHLB Note 0.875% Due 08/05/2019	12,000,000.00	10/21/2016 1.03%	11,948,160.00	98.42 2.46%	11,810,760.00 51,333.33	2.49% (137,400.00)	Aaa / AA+ AAA	1.01 0.99
3135G0P49	FNMA Note 1.000% Due 08/28/2019	13,500,000.00	09/06/2016 1.06%	13,477,860.00	98.43 2.48%	13,288,374.00 56,625.00	2.80% (189,486.00)	Aaa / AA+ AAA	1.08 1.06
3130A9EP2	FHLB Note 1.000% Due 09/26/2019	10,000,000.00	10/07/2016 1.09%	9,972,700.00	98.23 2.57%	9,822,880.00 34,722.22	2.07% (149,820.00)	Aaa / AA+ AAA	1.16 1.13
3135G0T29	FNMA Note 1.500% Due 02/28/2020	13,035,000.00	02/28/2017 1.58%	13,003,050.30	98.22 2.66%	12,802,416.50 83,098.13	2.70% (200,633.80)	Aaa / AA+ AAA	1.58 1.53
313378J77	FHLB Note 1.875% Due 03/13/2020	3,000,000.00	05/16/2017 1.57%	3,025,080.00	98.72 2.69%	2,961,528.00 21,562.50	0.63% (63,552.00)	Aaa / AA+ NR	1.62 1.57
3130AEBM1	FHLB Note 2.750% Due 06/10/2022	7,150,000.00	Various 2.82%	7,131,662.00	99.29 2.95%	7,098,898.95 44,240.63	1.50% (32,763.05)	Aaa / AA+ NR	3.86 3.61
Total Agency		75,485,000.00	1.30%	75,431,658.30	2.55%	74,394,478.85 369,517.23	15.67% (1,037,179.45)	Aaa / AA+ Aaa	1.39 1.35

Holdings Report

SDCRAA Consolidated - Account #10566

For the Month Ending July 31, 2018

CUSIP	Security Description	Par Value/Units	Purchase Date Book Yield	Book Value	Mkt Price Mkt YTM	Market Value Accrued Int.	% of Port. Gain/Loss	Moody/S&P Fitch	Maturity Duration
Cash									
PP2118V\$7	EastWest Bank Deposit Account	29,136,345.36	Various 1.21%	29,136,345.36	1.00 1.21%	29,136,345.36 0.00	6.11% 0.00	NR / NR NR	0.00
PP2118V\$8	EastWest Bank Deposit Account	105,659.97	Various 1.21%	105,659.97	1.00 1.21%	105,659.97 0.00	0.02% 0.00	NR / NR NR	0.00
PP2118V\$9	U.S. Bank Checking Account	10,744,383.02	Various 0.00%	10,744,383.02	1.00 0.00%	10,744,383.02 0.00	2.25% 0.00	NR / NR NR	0.00
PP2118\$00	U.S. Bank Checking Account	54,384.82	Various 0.00%	54,384.82	1.00 0.00%	54,384.82 0.00	0.01% 0.00	NR / NR NR	0.00
Total Cash		40,040,773.17	0.88%	40,040,773.17	0.88%	40,040,773.17 0.00	8.39% 0.00	NR / NR NR	0.00
Collateralized CD									
PP2118V\$6	EastWest Bank Collateralized CD 1.300% Due 10/24/2018	5,110,409.56	Various 1.30%	5,110,409.56	100.00 1.30%	5,110,409.56 182.01	1.07% 0.00	NR / NR NR	0.23
PP2118V\$5	EastWest Bank Collateralized CD 1.550% Due 07/07/2019	10,548,781.20	Various 1.56%	10,548,781.20	100.00 1.56%	10,548,781.20 447.98	2.21% 0.00	NR / NR NR	0.93
Total Collateralized CD		15,659,190.76	1.47%	15,659,190.76	1.47%	15,659,190.76 629.99	3.28% 0.00	NR / NR NR	0.71 0.70

Holdings Report

SDCRAA Consolidated - Account #10566

For the Month Ending July 31, 2018

CUSIP	Security Description	Par Value/Units	Purchase Date Book Yield	Book Value	Mkt Price Mkt YTM	Market Value Accrued Int.	% of Port. Gain/Loss	Moody/S&P Fitch	Maturity Duration
Investment Pool									
90SDCP\$00	County of San Diego Pooled Investment Pool	55,634,005.00	Various 1.94%	55,634,005.00	1.00 1.94%	55,634,005.00 0.00	11.66% 0.00	NR / NR AAA	0.00 0.00
Total Investment Pool		55,634,005.00	1.94%	55,634,005.00	1.94%	55,634,005.00 0.00	11.66% 0.00	NR / NR Aaa	0.00 0.00
LAIF									
90LAIF\$00	Local Agency Investment Fund State Pool	48,919,472.30	Various 1.96%	48,919,472.30	1.00 1.96%	48,919,472.30 80,539.29	10.27% 0.00	NR / NR NR	0.00 0.00
Total LAIF		48,919,472.30	1.96%	48,919,472.30	1.96%	48,919,472.30 80,539.29	10.27% 0.00	NR / NR NR	0.00 0.00
Local Gov Investment Pool									
09CATR\$04	CalTrust Short Term Fund	1,553,568.05	Various 2.09%	15,551,195.32	10.01 0.21%	15,551,216.19 0.00	3.26% 20.87	NR / AA NR	0.00 0.00
Total Local Gov Investment Pool		1,553,568.05	2.09%	15,551,195.32	0.21%	15,551,216.19 0.00	3.26% 20.87	NR / AA NR	0.00 0.00
Money Market Fund FI									
262006307	Dreyfus Gov't Cash Management Money Market Fund	396,485.67	Various 1.55%	396,485.67	1.00 1.55%	396,485.67 0.00	0.08% 0.00	Aaa / AAA NR	0.00 0.00
Total Money Market Fund FI		396,485.67	1.55%	396,485.67	1.55%	396,485.67 0.00	0.08% 0.00	Aaa / AAA NR	0.00 0.00

Holdings Report

SDCRAA Consolidated - Account #10566

For the Month Ending July 31, 2018

CUSIP	Security Description	Par Value/Units	Purchase Date Book Yield	Book Value	Mkt Price Mkt YTM	Market Value Accrued Int.	% of Port. Gain/Loss	Moody/S&P Fitch	Maturity Duration
Negotiable CD									
13606A5Z7	Canadian Imperial Bank Yankee CD 1.760% Due 11/30/2018	5,000,000.00	12/05/2016 1.80%	4,996,100.00	99.82 2.31%	4,990,785.00 14,911.11	1.05% (5,315.00)	A1 / A+ AA-	0.33 0.33
65558LWA6	Nordea Bank Finland Negotiable CD 1.760% Due 11/30/2018	4,000,000.00	12/05/2016 1.76%	4,000,000.00	99.92 2.00%	3,996,672.00 12,320.00	0.84% (3,328.00)	Aa3 / AA- AA-	0.33 0.34
06427KRC3	Bank of Montreal Yankee CD 1.880% Due 02/07/2019	5,000,000.00	02/09/2017 1.88%	5,000,000.00	99.90 2.07%	4,995,160.00 45,433.33	1.06% (4,840.00)	A1 / A+ AA-	0.52 0.51
90333VXB1	US Bank National Association Negotiable CD 2.050% Due 02/28/2019	4,000,000.00	03/14/2018 2.05%	4,000,000.00	99.75 2.46%	3,990,040.00 31,888.89	0.84% (9,960.00)	P-1 / A-1+ F-1+	0.58 0.58
06417GUE6	Bank of Nova Scotia Yankee CD 1.910% Due 04/05/2019	4,000,000.00	04/06/2017 1.91%	4,000,000.00	99.57 2.53%	3,982,972.00 25,042.22	0.84% (17,028.00)	Aa2 / A+ NR	0.68 0.68
86563YVNO	Sumitomo Mitsui Bank NY Yankee CD 2.050% Due 05/03/2019	3,000,000.00	05/04/2017 2.05%	3,000,000.00	99.71 2.43%	2,991,243.00 15,375.00	0.63% (8,757.00)	A1 / A A	0.76 0.75
83050FXT3	Skandinav Enskilda BK NY Yankee CD 1.840% Due 08/02/2019	5,750,000.00	08/04/2017 1.86%	5,747,757.50	99.23 2.61%	5,705,523.75 52,900.00	1.21% (42,233.75)	Aa3 / A+ AA-	1.01 0.99
87019U6D6	Swedbank Inc Negotiable CD 2.270% Due 11/16/2020	4,000,000.00	11/17/2017 2.27%	4,000,000.00	98.05 3.14%	3,922,096.00 19,421.11	0.83% (77,904.00)	Aa3 / AA- AA-	2.30 2.24
Total Negotiable CD		34,750,000.00	1.93%	34,743,857.50	2.44%	34,574,491.75 217,291.66	7.29% (169,365.75)	Aa3 / AA- AA-	0.80 0.79
Supranational									
458182DX7	IADB Note 1.000% Due 05/13/2019	3,000,000.00	04/21/2016 1.10%	2,991,420.00	98.76 2.60%	2,962,932.00 6,500.00	0.62% (28,488.00)	Aaa / AAA AAA	0.78 0.77

Holdings Report

SDCRAA Consolidated - Account #10566

For the Month Ending July 31, 2018

CUSIP	Security Description	Par Value/Units	Purchase Date Book Yield	Book Value	Mkt Price Mkt YTM	Market Value Accrued Int.	% of Port. Gain/Loss	Moody/S&P Fitch	Maturity Duration
459058FZ1	Intl. Bank Recon & Development Note 1.875% Due 04/21/2020	3,000,000.00	04/28/2017 1.64%	3,020,550.00	98.54 2.75%	2,956,290.00 15,625.00	0.62% (64,260.00)	Aaa / AAA AAA	1.73 1.67
45950KCM0	International Finance Corp Note 2.250% Due 01/25/2021	2,125,000.00	02/13/2018 2.43%	2,113,992.50	98.55 2.86%	2,094,221.50 796.88	0.44% (19,771.00)	Aaa / AAA NR	2.49 2.39
4581X0CV8	Inter-American Dev Bank Note 1.250% Due 09/14/2021	2,500,000.00	04/03/2018 2.66%	2,385,100.00	95.01 2.94%	2,375,197.50 11,892.36	0.50% (9,902.50)	Aaa / NR NR	3.13 3.01
459058FY4	Intl. Bank Recon & Development Note 2.000% Due 01/26/2022	3,000,000.00	03/16/2018 2.73%	2,920,650.00	96.84 2.96%	2,905,191.00 833.33	0.61% (15,459.00)	Aaa / NR AAA	3.49 3.33
Total Supranational		13,625,000.00	2.06%	13,431,712.50	2.81%	13,293,832.00 35,647.57	2.79% (137,880.50)	Aaa / AAA Aaa	2.27 2.19
US Corporate									
94974BFQ8	Wells Fargo Corp Note 2.150% Due 01/15/2019	4,600,000.00	06/06/2016 1.59%	4,665,642.00	99.81 2.58%	4,591,131.20 4,395.56	0.96% (74,510.80)	A2 / A- A+	0.46 0.45
17275RBB7	Cisco Systems Note 1.600% Due 02/28/2019	3,000,000.00	02/29/2016 1.49%	3,009,900.00	99.51 2.46%	2,985,324.00 20,400.00	0.63% (24,576.00)	A1 / AA- NR	0.58 0.57
459200JE2	IBM Corp Note 1.800% Due 05/17/2019	3,000,000.00	02/24/2016 1.76%	3,003,570.00	99.38 2.59%	2,981,442.00 11,100.00	0.63% (22,128.00)	A1 / A+ A+	0.79 0.78
89236TDE2	Toyota Motor Credit Corp Note 1.400% Due 05/20/2019	1,500,000.00	10/14/2016 1.44%	1,498,590.00	98.95 2.73%	1,484,284.50 4,141.67	0.31% (14,305.50)	Aa3 / AA- A	0.80 0.79
02665WBE0	American Honda Finance Note 1.200% Due 07/12/2019	2,495,000.00	10/14/2016 1.48%	2,476,062.95	98.67 2.64%	2,461,711.71 1,580.17	0.52% (14,351.24)	A2 / A+ NR	0.95 0.93
89236TBP9	Toyota Motor Credit Corp Note 2.125% Due 07/18/2019	1,000,000.00	10/14/2016 1.50%	1,016,700.00	99.46 2.70%	994,593.00 767.36	0.21% (22,107.00)	Aa3 / AA- A	0.96 0.95

Holdings Report

SDCRAA Consolidated - Account #10566

For the Month Ending July 31, 2018

CUSIP	Security Description	Par Value/Units	Purchase Date Book Yield	Book Value	Mkt Price Mkt YTM	Market Value Accrued Int.	% of Port. Gain/Loss	Moody/S&P Fitch	Maturity Duration
06406HCW7	Bank of New York Callable Note Cont 8/11/2019 2.300% Due 09/11/2019	2,000,000.00	12/12/2016 1.88%	2,022,140.00	99.44 2.82%	1,988,726.00 17,888.89	0.42% (33,414.00)	A1 / A AA-	1.12 1.08
46625HKA7	JP Morgan Chase Callable Note Cont 12/23/2019 2.250% Due 01/23/2020	3,500,000.00	05/15/2017 2.15%	3,509,345.00	98.92 3.00%	3,462,336.50 1,750.00	0.73% (47,008.50)	A3 / A- AA-	1.48 1.44
166764BP4	Chevron Corp Note 1.991% Due 03/03/2020	3,500,000.00	05/15/2017 1.89%	3,509,660.00	98.75 2.80%	3,456,236.00 28,648.28	0.73% (53,424.00)	Aa2 / AA- NR	1.59 1.54
30231GAG7	Exxon Mobil Corp Callable Note Cont 2/6/2020 1.912% Due 03/06/2020	3,000,000.00	07/28/2017 1.76%	3,011,430.00	98.65 2.78%	2,959,386.00 23,103.33	0.63% (52,044.00)	Aaa / AA+ NR	1.60 1.55
69371RN93	Paccar Financial Corp Note 2.800% Due 03/01/2021	1,000,000.00	04/03/2018 2.90%	997,270.00	98.98 3.21%	989,794.00 11,977.78	0.21% (7,476.00)	A1 / A+ NR	2.59 2.44
911312BP0	UPS Note 2.050% Due 04/01/2021	2,280,000.00	11/14/2017 2.10%	2,276,397.60	97.39 3.08%	2,220,437.28 15,580.00	0.47% (55,960.32)	A1 / A+ NR	2.67 2.55
369550BE7	General Dynamics Corp Note 3.000% Due 05/11/2021	3,000,000.00	06/11/2018 3.14%	2,988,090.00	99.57 3.16%	2,987,010.00 20,000.00	0.63% (1,080.00)	A2 / A+ NR	2.78 2.63
02665WBF7	American Honda Finance Note 1.650% Due 07/12/2021	2,000,000.00	07/02/2018 3.13%	1,915,520.00	95.49 3.27%	1,909,856.00 1,741.67	0.40% (5,664.00)	A2 / A+ NR	2.95 2.84
594918BP8	Microsoft Callable Note Cont 7/8/21 1.550% Due 08/08/2021	3,000,000.00	09/15/2017 1.96%	2,954,280.00	96.03 2.93%	2,880,888.00 22,345.83	0.61% (73,392.00)	Aaa / AAA AA+	3.02 2.90
74005PAZ7	Praxair Note 3.000% Due 09/01/2021	1,800,000.00	04/03/2018 2.96%	1,802,340.00	99.56 3.15%	1,792,040.40 22,500.00	0.38% (10,299.60)	A2 / A NR	3.09 2.89
69353REY0	PNC Bank Callable Note Cont 11/09/2021 2.550% Due 12/09/2021	2,000,000.00	07/13/2018 3.28%	1,953,160.00	97.45 3.36%	1,948,930.00 7,366.67	0.41% (4,230.00)	A2 / A A+	3.36 3.17
037833AY6	Apple Inc Note 2.150% Due 02/09/2022	4,000,000.00	09/15/2017 2.10%	4,008,680.00	97.00 3.06%	3,879,816.00 41,088.89	0.82% (128,864.00)	Aa1 / AA+ NR	3.53 3.32

Holdings Report

SDCRAA Consolidated - Account #10566

For the Month Ending July 31, 2018

CUSIP	Security Description	Par Value/Units	Purchase Date Book Yield	Book Value	Mkt Price Mkt YTM	Market Value Accrued Int.	% of Port. Gain/Loss	Moody/S&P Fitch	Maturity Duration
74005PBA1	Praxair Callable Note Cont 11/15/2021 2.450% Due 02/15/2022	1,000,000.00	06/11/2018 3.18%	974,800.00	97.58 3.18%	975,773.00 11,297.22	0.21% 973.00	A2 / A NR	3.55 3.32
69353RFB9	PNC Bank Callable Note Cont 1/18/2022 2.625% Due 02/17/2022	2,000,000.00	06/11/2018 3.35%	1,950,240.00	97.31 3.44%	1,946,178.00 23,916.67	0.41% (4,062.00)	A2 / A A+	3.55 3.31
68389XBBO	Oracle Corp Callable Note Cont 3/15/2022 2.500% Due 05/15/2022	3,000,000.00	07/02/2018 3.24%	2,920,290.00	97.62 3.17%	2,928,453.00 15,833.33	0.62% 8,163.00	A1 / AA- A+	3.79 3.56
24422EUA5	John Deere Capital Corp Note 2.700% Due 01/06/2023	2,500,000.00	03/16/2018 3.20%	2,445,325.00	97.15 3.40%	2,428,665.00 4,687.50	0.51% (16,660.00)	A2 / A A	4.44 4.12
89236TEL5	Toyota Motor Credit Corp Note 2.700% Due 01/11/2023	2,000,000.00	07/13/2018 3.34%	1,946,860.00	97.12 3.40%	1,942,380.00 3,000.00	0.41% (4,480.00)	Aa3 / AA- A	4.45 4.14
084670BR8	Berkshire Hathaway Callable Note Cont 1/15/2023 2.750% Due 03/15/2023	2,000,000.00	07/13/2018 3.20%	1,961,020.00	97.88 3.24%	1,957,646.00 20,777.78	0.41% (3,374.00)	Aa2 / AA A+	4.62 4.25
Total US Corporate		59,175,000.00	2.33%	58,817,312.55	2.97%	58,153,037.59 335,888.60	12.26% (664,274.96)	A1 / A+ A+	2.33 2.20
US Treasury									
912828WD8	US Treasury Note 1.250% Due 10/31/2018	9,950,000.00	05/06/2016 0.90%	10,034,779.00	99.80 2.03%	9,930,498.00 31,431.73	2.09% (104,281.00)	Aaa / AA+ AAA	0.25 0.25
912828G61	US Treasury Note 1.500% Due 11/30/2019	13,400,000.00	12/05/2016 1.46%	13,416,750.00	98.62 2.56%	13,214,704.80 34,049.18	2.78% (202,045.20)	Aaa / AA+ AAA	1.33 1.31
912828H52	US Treasury Note 1.250% Due 01/31/2020	7,000,000.00	01/09/2017 1.53%	6,940,820.31	98.04 2.59%	6,862,464.00 237.77	1.44% (78,356.31)	Aaa / AA+ AAA	1.50 1.47
912828XE5	US Treasury Note 1.500% Due 05/31/2020	5,000,000.00	05/11/2017 1.58%	4,987,695.31	97.94 2.66%	4,896,875.00 12,704.92	1.03% (90,820.31)	Aaa / AA+ AAA	1.84 1.79
912828XM7	US Treasury Note 1.625% Due 07/31/2020	5,400,000.00	07/28/2017 1.56%	5,410,968.75	97.96 2.68%	5,289,678.00 238.45	1.11% (121,290.75)	Aaa / AA+ AAA	2.00 1.95

Holdings Report

SDCRAA Consolidated - Account #10566

For the Month Ending July 31, 2018

CUSIP	Security Description	Par Value/Units	Purchase Date Book Yield	Book Value	Mkt Price Mkt YTM	Market Value Accrued Int.	% of Port. Gain/Loss	Moody/S&P Fitch	Maturity Duration
9128283G3	US Treasury Note 1.750% Due 11/15/2020	7,700,000.00	11/20/2017 1.83%	7,683,156.25	97.86 2.72%	7,534,873.50 28,561.14	1.59% (148,282.75)	Aaa / AA+ AAA	2.30 2.22
912828P87	US Treasury Note 1.125% Due 02/28/2021	8,500,000.00	10/13/2017 1.73%	8,331,992.19	95.98 2.75%	8,158,674.00 40,016.98	1.72% (173,318.19)	Aaa / AA+ AAA	2.58 2.51
912828Q37	US Treasury Note 1.250% Due 03/31/2021	3,500,000.00	10/25/2017 1.84%	3,431,230.47	96.17 2.75%	3,365,880.00 14,702.87	0.71% (65,350.47)	Aaa / AA+ AAA	2.67 2.58
912828WG1	US Treasury Note 2.250% Due 04/30/2021	7,700,000.00	11/20/2017 1.90%	7,789,632.81	98.67 2.75%	7,597,736.30 43,783.29	1.60% (191,896.51)	Aaa / AA+ AAA	2.75 2.63
912828D72	US Treasury Note 2.000% Due 08/31/2021	8,500,000.00	10/13/2017 1.81%	8,560,761.72	97.71 2.78%	8,305,426.50 71,141.30	1.76% (255,335.22)	Aaa / AA+ AAA	3.09 2.94
912828T67	US Treasury Note 1.250% Due 10/31/2021	7,700,000.00	11/20/2017 1.96%	7,492,761.72	95.25 2.79%	7,333,949.70 24,324.05	1.54% (158,812.02)	Aaa / AA+ AAA	3.25 3.14
912828WZ9	US Treasury Note 1.750% Due 04/30/2022	2,750,000.00	11/17/2017 2.00%	2,720,781.25	96.25 2.81%	2,646,767.75 12,228.48	0.56% (74,013.50)	Aaa / AA+ AAA	3.75 3.58
912828SV3	US Treasury Note 1.750% Due 05/15/2022	8,200,000.00	12/05/2017 2.09%	8,080,843.75	96.20 2.81%	7,888,654.20 30,415.76	1.66% (192,189.55)	Aaa / AA+ AAA	3.79 3.62
912828XW5	US Treasury Note 1.750% Due 06/30/2022	8,200,000.00	12/05/2017 2.13%	8,063,546.88	96.06 2.82%	7,876,805.20 12,478.26	1.65% (186,741.68)	Aaa / AA+ AAA	3.92 3.74
912828L24	US Treasury Note 1.875% Due 08/31/2022	8,200,000.00	12/05/2017 2.14%	8,101,984.38	96.36 2.82%	7,901,470.80 64,341.03	1.67% (200,513.58)	Aaa / AA+ AAA	4.09 3.86

Holdings Report

SDCRAA Consolidated - Account #10566

For the Month Ending July 31, 2018

CUSIP	Security Description	Par Value/Units	Purchase Date Book Yield	Book Value	Mkt Price Mkt YTM	Market Value Accrued Int.	% of Port. Gain/Loss	Moody/S&P Fitch	Maturity Duration
912828L57	US Treasury Note 1.750% Due 09/30/2022	10,500,000.00	01/19/2018 2.39%	10,204,277.34	95.80 2.83%	10,058,674.50 61,752.05	2.12% (145,602.84)	Aaa / AA+ AAA	4.17 3.95
Total US Treasury		122,200,000.00	1.79%	121,251,982.13	2.68%	118,863,132.25 482,407.26	25.02% (2,388,849.88)	Aaa / AA+ Aaa	2.63 2.52
TOTAL PORTFOLIO		467,438,494.95	1.75%	479,877,645.20	2.31%	475,480,115.53 1,521,921.60	100.00% (4,397,529.67)	Aa1 / AA Aaa	1.31 1.25
TOTAL MARKET VALUE PLUS ACCRUALS						477,002,037.13			

Transaction Ledger

SDCRAA Consolidated - Account #10566

July 1, 2018 through July 31, 2018

Transaction Type	Settlement Date	CUSIP	Quantity	Security Description	Price	Acq/Disp Yield	Amount	Interest Pur/Sold	Total Amount	Gain/Loss
ACQUISITIONS										
Purchase	07/05/2018	02665WBF7	2,000,000.00	American Honda Finance Note 1.65% Due: 07/12/2021	95.776	3.13%	1,915,520.00	15,858.33	1,931,378.33	0.00
Purchase	07/05/2018	68389XB80	3,000,000.00	Oracle Corp Callable Note Cont 3/15/2022 2.5% Due: 05/15/2022	97.343	3.24%	2,920,290.00	10,416.67	2,930,706.67	0.00
Purchase	07/06/2018	3130AEBM1	3,150,000.00	FHLB Note 2.75% Due: 06/10/2022	99.748	2.82%	3,142,062.00	13,475.00	3,155,537.00	0.00
Purchase	07/16/2018	3130AEBM1	4,000,000.00	FHLB Note 2.75% Due: 06/10/2022	99.740	2.82%	3,989,600.00	20,166.67	4,009,766.67	0.00
Purchase	07/17/2018	084670BR8	2,000,000.00	Berkshire Hathaway Callable Note Cont 1/15/2023 2.75% Due: 03/15/2023	98.051	3.20%	1,961,020.00	18,638.89	1,979,658.89	0.00
Purchase	07/17/2018	69353REY0	2,000,000.00	PNC Bank Callable Note Cont 11/09/2021 2.55% Due: 12/09/2021	97.658	3.28%	1,953,160.00	5,383.33	1,958,543.33	0.00
Purchase	07/17/2018	89236TEL5	2,000,000.00	Toyota Motor Credit Corp Note 2.7% Due: 01/11/2023	97.343	3.34%	1,946,860.00	900.00	1,947,760.00	0.00
	Subtotal		18,150,000.00				17,828,512.00	84,838.89	17,913,350.89	0.00
TOTAL ACQUISITIONS			18,150,000.00				17,828,512.00	84,838.89	17,913,350.89	0.00

Transaction Ledger

SDCRAA Consolidated - Account #10566

July 1, 2018 through July 31, 2018

Transaction Type	Settlement Date	CUSIP	Quantity	Security Description	Price	Acq/Disp Yield	Amount	Interest Pur/Sold	Total Amount	Gain/Loss
DISPOSITIONS										
Sale	07/03/2018	912828L40	4,900,000.00	US Treasury Note 1% Due: 09/15/2018	99.816	1.91%	4,891,003.91	14,646.74	4,905,650.65	-26,988.28
	Subtotal		4,900,000.00				4,891,003.91	14,646.74	4,905,650.65	-26,988.28
Call	07/02/2018	0258M0DV8	2,980,000.00	American Express Credit Callable Note Cont 6/30/2018 1.8% Due: 07/31/2018	100.000	1.80%	2,980,000.00	22,350.00	3,002,350.00	0.00
	Subtotal		2,980,000.00				2,980,000.00	22,350.00	3,002,350.00	0.00
TOTAL ACQUISITIONS			7,880,000.00				7,871,003.91	36,996.74	7,908,000.65	-26,988.28

Transactions Ledger for Bonds

SDCRAA Consolidated Bond Reserves - Account #10592

July 1, 2018 through July 31, 2018

Transaction Type	Settlement Date	CUSIP	Quantity	Security Description	Price	Acq/Disp Yield	Amount	Interest Pur/Sold	Total Amount	Gain/Loss
ACQUISITIONS										
Security Contribution	07/13/2018	31846V336	12,000,000.00	First American Government Obligation Funds	1.000		12,000,000.00	0.00	12,000,000.00	0.00
	Subtotal		12,000,000.00				12,000,000.00	0.00	12,000,000.00	0.00
TOTAL ACQUISITIONS			12,000,000.00				12,000,000.00	0.00	12,000,000.00	0.00
DISPOSITIONS										
Sale	07/02/2018	90SDCP\$00	228,254.72	County of San Diego Pooled Investment Pool	1.000	1.94%	228,254.72	0.00	228,254.72	0.00
Sale	07/02/2018	90SDCP\$00	633,566.38	County of San Diego Pooled Investment Pool	1.000	1.94%	633,566.38	0.00	633,566.38	0.00
	Subtotal		861,821.10				861,821.10	0.00	861,821.10	0.00
Security Withdrawal	07/12/2018	31846V336	12,047,234.00	First American Government Obligation Funds	1.000		12,047,234.00	0.00	12,047,234.00	0.00
Security Withdrawal	07/13/2018	90LAIF\$00	12,000,000.00	Local Agency Investment Fund State Pool	1.000		12,000,000.00	0.00	12,000,000.00	0.00

Transactions Ledger for Bonds

SDCRAA Consolidated Bond Reserves - Account #10592

July 1, 2018 through July 31, 2018

Transaction Type	Settlement Date	CUSIP	Quantity	Security Description	Price	Acq/Disp Yield	Amount	Interest Pur/Sold	Total Amount	Gain/Loss
Security Withdrawal	07/30/2018	90SDCP\$00	4,282,968.00	County of San Diego Pooled Investment Pool	1.000	1.94%	4,282,968.00	0.00	4,282,968.00	0.00
Subtotal			28,330,202.00				28,330,202.00	0.00	28,330,202.00	0.00
TOTAL ACQUISITIONS			29,192,023.10				29,192,023.10	0.00	29,192,023.10	0.00

Disclosure

2018 Chandler Asset Management, Inc, An Independent Registered Investment Adviser.

Information contained herein is confidential. Prices are provided by IDC, an independent pricing source. In the event IDC does not provide a price or if the price provided is not reflective of fair market value, Chandler will obtain pricing from an alternative approved third party pricing source in accordance with our written valuation policy and procedures. Our valuation procedures are also disclosed in Item 5 of our Form ADV Part 2A.

Performance results are presented gross-of-fees and represent the client's Total Return. These results include the reinvestment of dividends and other earnings. Past performance may not be indicative of future results. Therefore, no current or prospective client should assume that future performance of any specific investment or investment strategy will be profitable or equal to past performance levels. All investment strategies have the potential for profit or loss. Economic factors, market conditions or changes in investment strategies, contributions or withdrawals may materially alter the performance and results of your portfolio.

Index returns assume reinvestment of all distributions. Historical performance results for investment indexes generally do not reflect the deduction of transaction and/or custodial charges or the deduction of an investment management fee, the incurrence of which would have the effect of decreasing historical performance results. It is not possible to invest directly in an index.

Source ice Data Indices, LLC ("ICE"), used with permission. ICE PERMITS USE OF THE ICE INDICES AND RELATED DATA ON AN "AS IS" BASIS; ICE, ITS AFFILIATES AND THEIR RESPECTIVE THIRD PARTY SUPPLIERS DISCLAIM ANY AND ALL WARRANTIES AND REPRESENTATIONS, EXPRESS AND/OR IMPLIED, INCLUDING ANY WARRANTIES OF MERCHANTABILITY OR FITNESS FOR A PARTICULAR PURPOSE OR USE, INCLUDING THE INDICES, INDEX DATA AND ANY DATA INCLUDED IN, RELATED TO, OR DERIVED THEREFROM. NEITHER ICE DATA, ITS AFFILIATES OR THEIR RESPECTIVE THIRD PARTY PROVIDERS GUARANTEE THE QUALITY, ADEQUACY, ACCURACY, TIMELINESS OR COMPLETENESS OF THE INDICES OR THE INDEX DATA OR ANY COMPONENT THEREOF, AND THE INDICES AND INDEX DATA AND ALL COMPONENTS THEREOF ARE PROVIDED ON AN "AS IS" BASIS AND LICENSEE'S USE IS AT LICENSEE'S OWN RISK. ICE DATA, ITS AFFILIATES AND THEIR RESPECTIVE THIRD PARTY DO NOT SPONSOR, ENDORSE, OR RECOMMEND CHANDLER ASSET MANAGEMENT, OR ANY OF ITS PRODUCTS OR SERVICES.

This report is provided for informational purposes only and should not be construed as a specific investment or legal advice. The information contained herein was obtained from sources believed to be reliable as of the date of publication, but may become outdated or superseded at any time without notice. Any opinions or views expressed are based on current market conditions and are subject to change. This report may contain forecasts and forward-looking statements which are inherently limited and should not be relied upon as indicator of future results. Past performance is not indicative of future results. This report is not intended to constitute an offer, solicitation, recommendation or advice regarding any securities or investment strategy and should not be regarded by recipients as a substitute for the exercise of their own judgment.

Fixed income investments are subject to interest, credit and market risk. Interest rate risk: the value of fixed income investments will decline as interest rates rise. Credit risk: the possibility that the borrower may not be able to repay interest and principal. Low rated bonds generally have to pay higher interest rates to attract investors willing to take on greater risk. Market risk: the bond market in general could decline due to economic conditions, especially during periods of rising interest rates.

DRAFT
SAN DIEGO COUNTY REGIONAL AIRPORT AUTHORITY
EXECUTIVE AND FINANCE COMMITTEE MEETING MINUTES
THURSDAY, MAY 24, 2018
BOARD ROOM

CALL TO ORDER: Vice Chair Robinson called the Executive and Finance Committee and Special Board meeting to order at 9:03 a.m., on Thursday May 24, 2018, in the Board Room of the San Diego International Airport, Administration Building, 3225 N Harbor Drive, San Diego, CA 92101.

PLEDGE OF ALLEGIANCE: Board Member Lloyd led the Pledge of Allegiance.

ROLL CALL:

Executive Committee

Present: Committee Members: Robinson, Schumacher

Absent: Committee Members: Boling (Chairman)

Finance Committee

Present: Committee Members: Lloyd, Schiavoni, West

Absent: Committee Members: Cox

Also Present: Kimberly J. Becker, President/CEO; Amy Gonzalez, General Counsel; Linda Gehlken, Assistant Authority Clerk I; Martha Morales, Assistant Authority Clerk I

NON-AGENDA PUBLIC COMMENT:

KAMRAN HAMIDI, SAN DIEGO, spoke regarding his request to perform an audit on the Airport taxi permits and provided a formal written request.

MIKAIL HUSSEIN, SAN DIEGO, UNITED TAXI WORKERS OF SAN DIEGO, requested that the board provide additional time to prepare to debate the MOA's and consider opening the airport to all taxis.

NEW BUSINESS:

1. APPROVAL OF MINUTES:

RECOMMENDATION: Approve the minutes of the April 23, 2018 regular meeting.

ACTION: Moved by Board Member Schumacher and seconded by Board Member Robinson to approve staff's recommendation. Motion carried unanimously noting Chairman Boling as ABSENT.

FINANCE COMMITTEE NEW BUSINESS:

- 2. REVIEW OF THE UNAUDITED FINANCIAL STATEMENTS FOR THE TEN MONTHS ENDED APRIL 30, 2018:**
Kathy Kiefer, Senior Director, Finance and Asset Management, provided a presentation on the Review of the Unaudited Financial Statements for the Ten Months Ended April 30, 2018, which included Enplanements, Gross Landing Weight Units, Car Rental License Fees, Food and Beverage Concessions Revenue, Retail Concessions Revenue, Total Terminal Concessions, Parking Revenue, Operating Revenues, Operating Expenses, Net Operating Income Summary, Nonoperating Revenues & Expenses, Operating Revenues, Operating Expenses, Net Operating Income Summary, Nonoperating Revenues and Expenses, and Statements of Net Positions.
- 3. REVIEW OF THE AUTHORITY'S INVESTMENT REPORT AS OF APRIL 30, 2018:**
Geoff Bryant, Manager, Airport Finance, provided a presentation on the Authority's Investment Report as of April 30, 2018, which included Portfolio Characteristics, Sector Distribution, Quality Distribution, Maturity Distribution, Investment Performance, Holdings Report, Transaction Leger, Bond Proceeds, and Transaction Ledger for Bonds.
- 4. REVIEW OF AUTHORITY POLICY 4.40 – DEBT ISSUANCE AND MANAGEMENT:**
John Dillon, Director, Financial Management, provided an overview of the staff report.

RECOMMENDATION: Forward to the Board with a recommendation to accept the Staff Report deferring amendments to Authority Policy 4.40 – Guidelines for Debt Issuance and Management through 2019.

ACTION: Moved by Board Member Lloyd and seconded by Board Member West to approve staff's recommendation. Motion carried unanimously noting Board Member Cox as ABSENT.
- 5. ANNUAL REVIEW AND APPROVAL OF AMENDMENTS TO AUTHORITY POLICY 4.20 – GUIDELINES FOR PRUDENT INVESTMENTS, DELEGATION OF AUTHORITY TO INVEST AND MANAGE AUTHORITY FUNDS TO THE VICE PRESIDENT, FINANCE AND ASSET MANAGEMENT/TREASURER:**
Geoff Bryant, Manager, Airport Finance, provided a presentation on the Annual Review and Approval of Amendments to Authority Policy 4.20, which included Investment Policy Overview, Investment Policy Amendments, and Delegation of Investment Authority.

RECOMMENDATION: Forward to the Board with a recommendation for approval.

ACTION: Moved by Board Member West and seconded by Board Member Lloyd to approve staff's recommendation. Motion carried unanimously noting Board Member Cox as ABSENT.

EXECUTIVE COMMITTEE NEW BUSINESS:

6. PRE-APPROVAL OF TRAVEL REQUESTS AND APPROVAL OF BUSINESS AND TRAVEL EXPENSE REIMBURSEMENT REQUESTS FOR BOARD MEMBERS, THE PRESIDENT/CEO, THE CHIEF AUDITOR AND GENERAL COUNSEL:

RECOMMENDATION: Pre-approve travel requests and approve business and travel expense reimbursement requests.

ACTION: Moved by Board Member Schumacher and seconded Board Member Robinson to approve staff's recommendation. Motion carried unanimously noting Chairman Boling as ABSENT.

REVIEW OF FUTURE AGENDAS:

7. REVIEW OF THE DRAFT AGENDA FOR THE JUNE 7, 2018 BOARD MEETING:

Kimberly J. Becker, President/CEO, provided an overview of the draft agenda for the June 7, 2018, Board meeting.

In response to Board Member West regarding a recap of previous actions taken by the Board on taxi permit issues, Angela Shafer Payne, Vice President, Operations, provided an overview of the actions taken by the Board from 2010 to 2017. She stated that its most recent action was taken in February 2017 where the Board voted to continue the current taxi operations, and to extend the MOA's through 2020.

In response to Board Member West that the Board request for information regarding the taxi MOA's may not have been received, Ms. Becker stated that she would follow up to ensure that Board Members had the information needed.

In response to Board Member West's request that staff look into gathering data from TNC's that could be used to strengthen the Airport's climate plan, on item 18, Ms. Shafer-Payne stated that staff will provide all possible information.

KIELEYESUS ZAID, SAN DIEGO, spoke in support of opening the airport to all taxis.

MIKAIL HUSSEIN, SAN DIEGO, played an audio clip of Board Member Desmond's comments at the December 2017 Board meeting, and requested that the Board again discuss opening the airport to all taxis.

KAMRAN HAMIDI, SAN DIEGO, provided a handout and presentation and spoke regarding opening the airport to all taxis.

YONAS MEHARI, SAN DIEGO, spoke regarding the price taxi drivers are paying to lease taxi permits from brokers and opening the airport to all taxis.

KIDANE WELDEMICHAEL, SAN DIEGO, spoke regarding opening the airport to all taxis before the current expiration of 2020.

ALEM ZEBIB, SAN DIEGO, spoke regarding establishing an equal playing field for taxis and TNC's.

OSMAN IBRAHIM, SAN DIEGO, spoke regarding the price of airport taxi permits on the black market.

8. REVIEW OF THE DRAFT AGENDA FOR THE JUNE 7, 2018 AIRPORT LAND USE COMMISSION MEETING:

Kimberly J. Becker, President/CEO, provided an overview of the draft agenda for the June 7, 2018, ALUC meeting.

COMMITTEE MEMBER COMMENTS: None.

ADJOURNMENT: The meeting adjourned at 10:19 a.m.

APPROVED BY A MOTION OF THE SAN DIEGO COUNTY REGIONAL AIRPORT AUTHORITY EXECUTIVE COMMITTEE THIS 27th DAY OF AUGUST, 2018.

ATTEST:

TONY R. RUSSELL
DIRECTOR, BOARD SERVICES/AUTHORITY
CLERK

APPROVED AS TO FORM:

AMY GONZALEZ
GENERAL COUNSEL

DRAFT
SAN DIEGO COUNTY REGIONAL AIRPORT AUTHORITY
EXECUTIVE AND FINANCE COMMITTEE MEETING MINUTES
MONDAY, JUNE 25, 2018
BOARD ROOM

CALL TO ORDER: Vice Chair Robinson called the Executive and Finance Committee and Special Board meeting to order at 9:01 a.m., on Monday June 25, 2018, in the Board Room of the San Diego International Airport, Administration Building, 3225 N Harbor Drive, San Diego, CA 92101.

PLEDGE OF ALLEGIANCE: Board Member West led the Pledge of Allegiance.

ROLL CALL:

Executive Committee

Present: Committee Members: Robinson

Absent: Committee Members: Boling (Chairman), Schumacher

Finance Committee

Present: Committee Members: Cox, Lloyd, Schiavoni, West

Absent: Committee Members: None

Also Present: Kimberly J. Becker, President/CEO; Amy Gonzalez, General Counsel; Tony Russell, Director, Corporate & Information Governance/Authority Clerk; Martha Morales, Assistant Authority Clerk I

There was no quorum of the Executive Committee present.

NON-AGENDA PUBLIC COMMENT:

KAMRAN HAMIDI, SAN DIEGO, spoke regarding the Ground Transportation Ad HOC committee that was discussed at the June 7, 2018 Board meeting. He requested that the committee be formed at the next board meeting.

FEAKODU HITALTA, SAN DIEGO, spoke regarding opening the airport to all taxis.

CETIN OZACTIN, SAN DIEGO, provide a handout and spoke regarding issuing more taxi permits.

ALEM ZEBIB, SAN DIEGO, spoke regarding establishing an equal playing field between taxis and TNC's.

KIDAWE WELDEMICHAEL, SAN DIEGO, spoke regarding opening the airport to all taxis.

NEW BUSINESS:

1. APPROVAL OF MINUTES:

RECOMMENDATION: Approve the minutes of the May 24, 2018 regular meeting.

FINANCE COMMITTEE NEW BUSINESS:

2. REVIEW OF THE UNAUDITED FINANCIAL STATEMENTS FOR THE ELEVEN MONTHS ENDED MAY 31, 2018:

Kathy Kiefer, Senior Director, Finance and Asset Management, provided a presentation on the Review of the Unaudited Financial Statements for the Eleven Months Ended May 31, 2018, which included Enplanements, Gross Landing Weight Units, Car Rental License Fees, Food and Beverage Concessions Revenue, Retail Concessions Revenue, Total Terminal Concessions, Parking Revenue, Operating Revenues, Operating Expenses, Net Operating Income Summary, Nonoperating Revenues & Expenses, Operating Revenues, Operating Expenses, Net Operating Income Summary, Nonoperating Revenues and Expenses, and Statements of Net Positions.

3. REVIEW OF THE AUTHORITY'S INVESTMENT REPORT AS OF MAY 31, 2018:

John Dillon, Director, Financial Management, provided a presentation on the Authority's Investment Report as of May 31, 2018, which included Portfolio Characteristics, Sector Distribution, Quality Distribution, Maturity Distribution, Investment Performance, Holdings Report, Transaction Ledger, Bond Proceeds, and Transaction Ledger for Bonds.

EXECUTIVE COMMITTEE NEW BUSINESS:

4. PRE-APPROVAL OF TRAVEL REQUESTS AND APPROVAL OF BUSINESS AND TRAVEL EXPENSE REIMBURSEMENT REQUESTS FOR BOARD MEMBERS, THE PRESIDENT/CEO, THE CHIEF AUDITOR AND GENERAL COUNSEL:

RECOMMENDATION: Pre-approve travel requests and approve business and travel expense reimbursement requests.

REVIEW OF FUTURE AGENDAS:

5. REVIEW OF THE DRAFT AGENDA FOR THE JULY 12, 2018 BOARD MEETING:

Kimberly J. Becker, President/CEO, provided an overview of the draft agenda for the July 12, 2018, Board meeting.

In regards to Item 5, Ms. Becker stated that it would also include an amendment to Policy 1.21

6. REVIEW OF THE DRAFT AGENDA FOR THE JULY 12, 2018 AIRPORT LAND USE COMMISSION MEETING:

Kimberly J. Becker, President/CEO, provided an overview of the draft agenda for the July 12, 2018, ALUC meeting.

COMMITTEE MEMBER COMMENTS: None.

ADJOURNMENT: The meeting adjourned at 9:52 a.m.

APPROVED BY A MOTION OF THE SAN DIEGO COUNTY REGIONAL AIRPORT AUTHORITY EXECUTIVE COMMITTEE THIS 27th DAY OF AUGUST, 2018.

ATTEST:

TONY R. RUSSELL
DIRECTOR, BOARD SERVICES/AUTHORITY
CLERK

APPROVED AS TO FORM:

AMY GONZALEZ
GENERAL COUNSEL

DRAFT
SAN DIEGO COUNTY REGIONAL AIRPORT AUTHORITY
SPECIAL EXECUTIVE COMMITTEE MEETING MINUTES
THURSDAY, JULY 12, 2018
BOARD ROOM

CALL TO ORDER: Chairman Boling called the Special Executive Committee to order at 9:04 a.m., on Thursday July 12, 2018, in the Board Room of the San Diego International Airport, Administration Building, 3225 N Harbor Drive, San Diego, CA 92101.

PLEDGE OF ALLEGIANCE:

ROLL CALL:

Executive Committee

Present: Committee Members: Boling (Chairman), Robinson,

Absent: Committee Members: Schumacher

Also Present: Kimberly J. Becker, President/CEO; Amy Gonzalez, General Counsel; Tony R. Russell, Director, Board Services/Authority Clerk; Martha Morales, Assistant Authority Clerk I

NEW BUSINESS:

1. **PRE-APPROVAL OF TRAVEL REQUESTS AND APPROVAL OF BUSINESS AND TRAVEL EXPENSE REIMBURSEMENT REQUESTS FOR BOARD MEMBERS, THE PRESIDENT/CEO, THE CHIEF AUDITOR AND GENERAL COUNSEL:**

RECOMMENDATION: Pre-approve travel requests and approve business and travel expense reimbursement requests.

ACTION: Moved by Board Member Robinson and seconded by Chairman Boling to approve staff's recommendation. Motion carried unanimously noting Board Member Schumacher as ABSENT.

COMMITTEE MEMBER COMMENTS: None.

ADJOURNMENT: The meeting adjourned at 9:05 a.m.

APPROVED BY A MOTION OF THE SAN DIEGO COUNTY REGIONAL AIRPORT
AUTHORITY EXECUTIVE COMMITTEE THIS 27th DAY OF AUGUST, 2018.

ATTEST:

TONY R. RUSSELL
DIRECTOR, BOARD SERVICES /
AUTHORITY CLERK

APPROVED AS TO FORM:

AMY GONZALEZ
GENERAL COUNSEL

EXECUTIVE COMMITTEE

Meeting Date: **AUGUST 27, 2018**

Subject:

Pre-Approval of Travel Requests and Approval of Business and Travel Expense Reimbursement Requests for Board Members, the President/CEO, the Chief Auditor and General Counsel

Recommendation:

Pre-approve Travel Requests and approve Business and Travel Expense Reimbursement Requests.

Background/Justification:

Authority Policies 3.30 (2)(b) and (4)(b) require that business expenses reimbursements of Board Members, the President/CEO, the Chief Auditor and the General Counsel be approved by the Executive Committee and presented to the Board for its information at its next regularly scheduled meeting.

Authority Policy 3.40 (2)(b) and (3)(b) require that travel expense reimbursements of Board Members, the President/CEO, the Chief Auditor and the General Counsel be approved by the Executive Committee and presented to the Board for its information at its next regularly scheduled meeting.

The attached reports are being presented to comply with the requirements of Policies 3.30 and 3.40.

Fiscal Impact:

Funds for Business and Travel expenses are included in the FY 2018-2019 Budget.

Environmental Review:

- A. This Board action is not a project that would have a significant effect on the environment as defined by the California Environmental Quality Act (CEQA), as amended. 14 Cal. Code Regs. §15378. This Board action is not a "project" subject to CEQA. Cal. Pub. Res. Code §21065.
- B. California Coastal Act Review: This Board action is not a "development" as defined by the California Coastal Act. Cal. Pub. Res. Code §30106.

Application of Inclusionary Policies:

Not applicable

Prepared by:

TONY R. RUSSELL
DIRECTOR, BOARD SERVICES/AUTHORITY CLERK

TRAVEL REQUEST

APRIL BOLING

**SAN DIEGO COUNTY REGIONAL AIRPORT AUTHORITY
OUT-OF-TOWN TRAVEL REQUEST**

GENERAL INSTRUCTIONS:

- A. All travel requests must conform to applicable provisions of Policies 3.30 and 3.40.
- B. Personnel travelling at Authority expense shall, consistent with the provisions of Policies 3.30 and 3.40, use the most economical means available to affect the travel.

1. TRAVELER:

Travelers Name: C. April Boling Dept: 02-Board Services
 Position: Board Member President/CEO Gen. Counsel Chief Auditor
 All other Authority employees (does not require executive committee administrator approval)

2. DATE OF REQUEST: 7/24/18 PLANNED DATE OF DEPARTURE/RETURN: 11/10/18 / 11/17/18

3. DESTINATIONS/PURPOSE (Provide detailed explanation as to the purpose of the trip- continue on extra sheets of paper as necessary):


Destination: Tokyo, Japan Purpose: San Diego Trade Mission and Airline Meetings
 Explanation: _____

4. PROJECTED OUT-OF-TOWN TRAVEL EXPENSES

A. TRANSPORTATION COSTS:

• AIRFARE	\$ 1,100.00
• OTHER TRANSPORTATION (Taxi, Train, Car Rental)	\$ 200.00
B. LODGING	\$ 1,800.00
C. MEALS	\$ 600.00
D. SEMINAR AND CONFERENCE FEES	\$ 3,500.00
E. ENTERTAINMENT (If applicable)	\$
F. OTHER INCIDENTAL EXPENSES	\$ 50.00
TOTAL PROJECTED TRAVEL EXPENSE	\$ 7,250.00


CERTIFICATION BY TRAVELER By my signature below, I certify that the above listed out-of-town travel and associated expenses conform to the Authority's Policies 3.30 and 3.40 and are reasonable and directly related to the Authority's business.

Travelers Signature:  Date: 7/25/18

CERTIFICATION BY ADMINISTRATOR (Where Administrator is the Executive Committee, the Authority Clerk's signature is required).

By my signature below, I certify the following:

1. I have conscientiously reviewed the above out-of-town travel request and the details provided on the reverse.
2. The concerned out-of-town travel and all identified expenses are necessary for the advancement of the Authority's business and reasonable in comparison to the anticipated benefit to the Authority.
3. The concerned out-of-town travel and all identified expenses conform to the requirements and intent of Authority's Policies 3.30 and 3.40.

Administrator's Signature:  Date: 7/26/18

AUTHORITY CLERK CERTIFICATION ON BEHALF OF EXECUTIVE COMMITTEE

I, _____, hereby certify that this document was approved
 (Please leave blank. Whoever clerk's the meeting will insert their name and title.)
 by the Executive Committee at its _____ meeting.
 (Leave blank and we will insert the meeting date.)



WORLD TRADE CENTER® SAN DIEGO

SAN DIEGO TRADE MISSION – TOKYO, JAPAN CITIES OF THE FUTURE NOVEMBER 11-15, 2018

GOAL: Leverage long-term connectivity with the Japanese market in order to create new business opportunities in the defense, life sciences, and robotics industries, and continue to position the San Diego region as a global innovation hub. Core delegation will be comprised of approximately 20-25 of the region's top level business executives, trade representatives and academics, led by Congressman Scott Peters (confirmed) and California State Senate President, Toni Atkins (invited).

WHY: Japan is San Diego County's top source of foreign direct investment, accounting for nearly 12,000 local jobs across 407 firms. Since Japan Airlines began its non-stop, daily service from the San Diego Airport to Tokyo's Narita Airport in 2012, both San Diego and Japan have come to enjoy economic success and an influx of visitors, all who've added to the prosperity of both regions. Anchored by largescale investments by multinationals like Kyocera and Takeda, San Diego's ties to Japan have been deepened in recent years by the opening of Blocom and UCSD offices in Tokyo, Kyoto University's establishment of a satellite campus in La Jolla, and new flows of capital, firms, and exports in high tech industries. New advancements in robotics, AI, biotech and defense on both sides of the Pacific are creating new opportunities for partnerships between San Diego and one of its most important markets.

THEMES: Cities of the Future: life sciences, tech, defense/maritime, and startups

DELEGATES*:

- Congressman Scott Peters, US House of Representatives (CA-52)
 - Mayor Kevin Faulconer, City of San Diego *[invited]*
 - Senator Toni Atkins, California State Senate (39th District) *[invited]*
 - Supervisor Ron Roberts, San Diego County Board of Supervisors (Fourth District)
 - Mark Cafferty, CEO, San Diego Regional Economic Development Corporation
 - Nikia Clarke, Executive Director, World Trade Center San Diego
 - Dan Malcolm, Commissioner, Port of San Diego
 - Ann Moore, Commissioner, Port of San Diego
 - Kimberly Becker, President & CEO, San Diego County Regional Airport Authority
 - Scott Drury, President, San Diego Gas & Electric
 - Al Pisano, Professor & Dean, UC San Diego, Jacobs School of Engineering
 - Mary Walshok, Dean, UC San Diego Extension
 - Marla Cugini, VP, FoxFury Lighting Solutions
 - Dave Twining, COO, Planck Aerosystems
 - John Newsam, CEO, Tloga Research
 - Stephane Richard, CEO, CureMatch, Inc
 - Stephen Welter, VP of Research, Dean of Graduate Affairs, San Diego State University
 - David Weitz, Head of Takeda California and Global Research Externalization
 - James Perkins, COO & Chief Compliance Officer, Procopio
 - Janice Brown, founder, The Brown Law Group/ EDC Board Chair
-



WORLD TRADE CENTER® SAN DIEGO

SAN DIEGO TRADE MISSION – TOKYO, JAPAN CITIES OF THE FUTURE NOVEMBER 11-15, 2018

- Dave Buss, President, Cubic Global Defense
- Monique Rodriguez, Senior Director, Government Affairs, Qualcomm
- Paul Burke, Founder and CEO, Guru
- Samantha Urban, founder and CEO, Urban Translations

DRAFT ITINERARY

Saturday, Nov 10

Flight Time: Depart SAN at 11:35 AM □ Arrive NRT at 4:45 PM (+1) – (JAL 65)

Sunday, Nov 11

Travel Time: 4:45 PM – 5:45 PM

Customs, baggage claim, meet at bus

Travel Time: 5:45 – 7:15 PM

Event: Bus ride to Imperial Hotel Tokyo

Location: Imperial Hotel Tokyo (1 Chome-1-1 Uchisaiwaicho, Chiyoda, Tokyo 100-0005, Japan)

Time: 8:30 PM – 9:30

Event: **Welcome Reception** (Optional)

Venue: Imperial Hotel Tokyo

Background:

Join EDC/WTC staff in the Rendezvous Bar for a drink and get acquainted with others in the delegation

Hotel website: <https://www.imperialhotel.co.jp/e/tokyo/index.html>

Monday, Nov 12 (Tokyo)

Time: 8:30 AM – 9:30 AM

Meeting: **Trade Mission Briefing** 

Venue: Imperial Hotel Tokyo

Participants:

All delegates and JETRO reps

Background:

Breakfast briefing where JETRO's senior leadership and sector specialists will welcome delegation and provide market overview. This session will also cover the trade mission agenda and provide the delegates with an opportunity to have any questions answered.



WORLD TRADE CENTER® SAN DIEGO

SAN DIEGO TRADE MISSION – TOKYO, JAPAN CITIES OF THE FUTURE NOVEMBER 11-15, 2018

Travel Time: 9:30 – 10:00 AM

Time: 10:00 AM – 11:30 AM

Event: The Future of Coastal Cities

Venue: Tokyo Waterfront (TBC)

Proposed Participants:

Scripps Institution of Oceanography, Port of San Diego, elected officials, UCSD School of Engineering, Tokyo University, SDG&E, JETRO, and Planck Aerosystems

Background:

As regions near or directly on top of fault lines, both Japan and San Diego must remain vigilant and be prepared to address natural disasters such as earthquakes and tsunamis. Detecting these occurrences requires significant investments in research, commercial applications and technologies, and cooperation among academic, government, and private/commercial institutions. This session is a great forum for exchanging best practices around disaster preparedness and relief, while exploring what governments and companies are doing to ensure we have the latest technology and best engineering solutions for this ever-present threat.

Travel Time: 11:30 AM – 12:00 PM

Time: 12:00 PM – 2:00 PM

Event: Women's Leadership Forum Luncheon

Venue: Imperial Hotel/Palace Hotel, Tokyo (*tentative*)

Participants:

All delegates, Qualcomm Japan, Japanese elected officials, Keldanren-Japanese Business Federation, JPMorgan Chase Japan

Background:

Japan has made a considerable effort to empower and engage women in both the work-place and society over the past few decades. Japanese prime-age women have now caught up and exceeded the U.S. rate of labor force participation. This forum celebrates the progress that both societies have made in gender equality while also addressing the challenges that remain.

Free Time: 2:00 PM – 4:00 PM

Event: Part 1 of UC San Diego Robotics/AI module

Notes: UCSD Jacobs School of Engineering will host a symposium in partnership with Link-J. San Diego delegation will join for Part 2 of the program at 4:00 PM

Time: 4:00 PM – 5:30 PM

Event: San Diego's Innovation Economy – Research, Entrepreneurship, and Collaboration

Venue: Nihonbashi Life Science Building

Participants:

All delegates, Japanese Life Science companies, academicians, associations, Tokyo University, Nihonbashi LS building tenants

Background:

Opportunity for WTC, UC San Diego Contextual Robotics Institute, and SDSU's Intelligent Robots and Machines Laboratory to highlight their cutting edge research on Robotics, Artificial Intelligence, and Autonomous Vehicles



WORLD TRADE CENTER® SAN DIEGO

SAN DIEGO TRADE MISSION – TOKYO, JAPAN CITIES OF THE FUTURE NOVEMBER 11-15, 2018

as well as the underlying collaboration among academia, industry and government sectors that supports San Diego's Innovation Economy.

Speakers:

- Tech Collaboration Models & Opportunities: Al Pisano
- Robotics & AI: Rajesh Gupta, Todd Hylton, Stephen Welter

Time: 5:30 PM – 7:30 PM

Event: **San Diego and Japan's Innovation Hubs (Reception)** [Continued]

Venue: Nihonbashi Life Science Building

Background:

The San Diego delegation will engage members of the LINK-J, Bloccom, and UC San Diego communities in Tokyo for a trade mission reception. Emphasis will be put on the interactions between the delegates and Japanese life science and technology companies, venture capitals, academia and alumni.

Invitees:

Chugai, Takeda, Daiichi Sankyo, Ajinomoto, TaiSho Pharma, Kyowa Kirin, Mitsubishi Tanabe Pharma, Sumitomo Dainippon Pharma, Sony, Honda, Toyota, Hitachi, Fujitsu, NEC, Kyocera, Murata Mfg., Japan Airlines, government officials, Keldanren partners, and many others.

Remarks: Sandra Brown

Travel Time: 7:30 – 8:00 PM [Back to Imperial Hotel]

End of day 1

Tuesday, Nov 13 (Tokyo)

Travel Time: 9:00 – 9:30 AM

Time: 9:30 AM – 11:00 AM

Event: **Unmanned Systems & National Security**

Venue: TBD

Participants:

TBD

Background:

Highlight the close cooperation in defense between San Diego and Japan in defense.

Travel Time: 11:00 – 11:30 AM

Time: 11:30 AM – 1:00 PM

Event: **The Future of Venture Capital**

Partners: Procopio, Guru

Participants:

Delegates, Japanese startups and VCs



WORLD TRADE CENTER® SAN DIEGO

SAN DIEGO TRADE MISSION – TOKYO, JAPAN CITIES OF THE FUTURE NOVEMBER 11-15, 2018

Background:

San Diego is a city built on startups, with 98% of the regional economy consisting of small to medium-sized businesses. Softbank is the world's biggest tech investor. The company's Vision Fund recently invested \$98B in companies such as NVIDIA, WeWork, Slack, and San Diego-based Brain Corp. In this meeting, venture partners on both sides discuss the approaches they take to discovering and nurturing entrepreneurial talent and the emerging trends they see for the future.

Notes: Lunch will be served

Travel Time: 1:00 – 1:30 PM

Time: 1:30 – 3:00 PM

Event: **Tour of NHK and discussion of 8k technology**

Venue: NHK

Background: 8k Super Hi-Vision is the next-generation broadcast media technology which combines ultra high definition images at four times the number of pixels of 4k, and 16 times that of regular high definition technology. Japan's public broadcaster NHK was the first to start research and development of 4320p resolution in the year 1995 and has since partnered with companies like SHARP to revolutionize endoscopic imaging using this 8k technology. In 2016, Panasonic and Sony announced that they would partner with NHK and others to develop broadcast technology capable of handling 8K video in time for the 2020 Tokyo Olympics.

Free Time: 3:00 – 5:00 PM

Travel time: 5:00 – 5:30 PM

Time: 5:30 – 7:30 PM

Event: **#SDInJapan Business Reception**

Venue: TBC [Hibiya Midtown]

Participants:

All delegates, US Embassy, Tokyo, US Commercial Service, Japanese business community, industry, and officials, JETRO

Background:

Reception with officials from the US Embassy and VIPs from Tokyo business community. The mixer will provide an opportunity for the delegation to spend time networking with each other as well as some of the individuals they met both days. US Embassy representative will also provide brief remarks on the consular resources available to Americans conducting business in Japan.

End of day 2

Wednesday, Nov 14 (Kanagawa)

Travel Time: 8:30 – 10:30 AM

Time: 10:30 AM – 12:30 PM



WORLD TRADE CENTER® SAN DIEGO

SAN DIEGO TRADE MISSION – TOKYO, JAPAN CITIES OF THE FUTURE NOVEMBER 11-15, 2018

Event: **Creating a Life Science Open Innovation Park: Takeda, Axcelead and the Shonan Health Innovation Park**

Participants:

All delegates, David Weitz (Takeda), Shonan i-Park executives, Axcelead

Background:

Shonan Health Innovation Park is the first life science open innovation ecosystem in Japan where pharma, start-ups, CROs, academia and government come together to discover innovative and impactful health solutions for patients across the globe. Housed within the park is one of Takeda's three global research sites (with San Diego and Boston), Axcelead, a CRO recently formed by Takeda, and T-CIRA, a 10 year joint venture for IPS cell research between Takeda and Kyoto University. San Diego has a close relationship with Shonan Health Innovation Park thanks to Takeda's San Diego research site and the many researchers that have benefited from multi-year secondments between Shonan and San Diego.

Notes: Lunch will be served

Travel Time: 12:30 – 1:00 PM

Time: 1:00 PM – 3:00 PM

Event: **Free Time in Ancient Kamakura**

Background:

Kamakura was the political center of Japan for over a century, starting in 1192. Often called the Kyoto of Eastern Japan, the small city is a very popular tourist destination boasting numerous temples, shrines and other historical monuments. The Great Buddha and Hachimangu Shrine are major tourist attractions for Japanese and foreigners alike. **(Self-funded tour guide option available)**

Travel Time: 3:00 – 3:30 PM

Time: 3:30 PM – 5:00 PM

Event: **Defense Innovations: Dual-Use Military Technologies**

Venue: Mitsubishi Electric, Kanagawa

Background:

In April 2018, Mitsubishi Electric will launch the Michibiki No. 4 satellite, which in tandem with a satellite Japan launched in June 2017, will work to significantly improve GPS capabilities. Once the system installation is completed, smartphone users and car navigation systems will receive more accurate map information, reducing the margin of error from 10 meters currently, down to between one meter and six centimeters.

Travel Time: 5:00 – 6:00 PM

Time: 6:00 – 8:00 PM

Event: **Global Partners in Innovation: Yokohama Sister City Dinner**

Venue: Yokohama venue (TBD)

Participants:

All delegates, Yokohama City officials, JETRO Yokohama

Background:



WORLD TRADE CENTER® SAN DIEGO

SAN DIEGO TRADE MISSION – TOKYO, JAPAN CITIES OF THE FUTURE NOVEMBER 11-15, 2018

In 2017, San Diego and Yokohama celebrated 60 years as sister cities. In commemoration of this long-standing relationship, the City of Yokohama coordinated a visit to San Diego to showcase its new Life Innovation Platform, which seeks to enhance cooperation between Japanese Institutions and foreign partners to boost innovation. This final dinner recognizes two cities reaching across the globe to create an environment conducive to life changing discoveries.

Travel Time: 8:00 – 9:30 PM [Back to Imperial Hotel]

End of day 3

Thursday, Nov 15 (Tokyo - Narita)

Time: 9:00 AM – 10:00 AM

Event: **Breakfast and Farewell**

Venue: Imperial Hotel Tokyo

Background:

Mission will be wrapped up with an informal breakfast before heading to the airport for departure.

Travel Time: 12:30 PM – 2:00 PM

Bus ride to Tokyo Narita Airport

Time: 5:05 PM

Flight Time: Depart NRT at 5:05 PM □ Arrive SAN at 9:45 AM – (JAL 66)

END OF ITINERARY

###

AMY GONZALEZ

**SAN DIEGO COUNTY REGIONAL AIRPORT AUTHORITY
OUT-OF-TOWN TRAVEL REQUEST**

GENERAL INSTRUCTIONS:

- A. All travel requests must conform to applicable provisions of Policies 3.30 and 3.40.
- B. Personnel traveling at Authority expense shall, consistent with the provisions of Policies 3.30 and 3.40, use the most economical means available to affect the travel.

1. TRAVELER:

Travelers Name: Amy Gonzalez Dept: 15
 Position: Board Member President/CEO Gen. Counsel Chief Auditor
 All other Authority employees (does not require executive committee administrator approval)

2. DATE OF REQUEST: 7-13-18 PLANNED DATE OF DEPARTURE/RETURN: 9-28-18 / 10-3-18

3. DESTINATIONS/PURPOSE (Provide detailed explanation as to the purpose of the trip— continue on extra sheets of paper as necessary):
Destination: Nashville, TN Purpose: ACI-NA Annual Conference
Explanation: ACI-NA Annual Conference

4. PROJECTED OUT-OF-TOWN TRAVEL EXPENSES

A. TRANSPORTATION COSTS:	
• AIRFARE	\$ <u>850.00</u>
• *RENTAL CAR (Must complete page 2)	\$ _____
• OTHER TRANSPORTATION (Taxi, Train)	\$ <u>60.00</u>
B. LODGING	\$ <u>1,200.00</u>
C. MEALS	\$ <u>150.00</u>
D. SEMINAR AND CONFERENCE FEES	\$ _____
E. ENTERTAINMENT (If applicable)	\$ _____
F. OTHER INCIDENTAL EXPENSES	\$ _____
TOTAL PROJECTED TRAVEL EXPENSE	\$ _____

*Permitted in limited circumstances; must be pre-approved. Provide a copy of Out-of-Town Travel Request form to Risk Management prior to travel in order to obtain insurance identification card covering rental period.

CERTIFICATION BY TRAVELER By my signature below, I certify that the above listed out-of-town travel and associated expenses conform to the Authority's Policies 3.30 and 3.40 and are reasonable and directly related to the Authority's business.

Travelers Signature:  Date: 7-18-18

CERTIFICATION BY ADMINISTRATOR (Where Administrator is the Executive Committee, the Authority Clerk's signature is required).

By my signature below, I certify the following:

1. I have conscientiously reviewed the above out-of-town travel request and the details provided on the reverse.
2. The concerned out-of-town travel and all identified expenses are necessary for the advancement of the Authority's business and reasonable in comparison to the anticipated benefit to the Authority.
3. The concerned out-of-town travel and all identified expenses conform to the requirements and intent of Authority's Policies 3.30 and 3.40.

Administrator's Signature: _____ Date: _____

AUTHORITY CLERK CERTIFICATION ON BEHALF OF EXECUTIVE COMMITTEE

I, _____, hereby certify that this document was approved
 (Please leave blank. Whoever clerk's the meeting will insert their name and title.)
 by the Executive Committee at its _____ meeting.
 (Leave blank and we will insert the meeting date.)

BUSINESS EXPENSE

KIM BECKER

SAN DIEGO COUNTY REGIONAL AIRPORT AUTHORITY

BUSINESS EXPENSE REIMBURSEMENT REPORT

Kimberly J. Becker


6/7/2018

Period Covered

DATE	G/L Account	Description	AMOUNT
6/7/18	66240.10000	Lawyers Club Annual Dinner with Board Member Schiavoni 1 Event Ticket Purchased for Kimberly Becker <i>Please see attached Authority Policy 3.30 - Business Expenses, sub-section a) number (2).</i>	\$145.00
TOTAL			\$145.00

I acknowledge that I have read, understand and agree to Authority *Policy 3.30 - Business Expense Reimbursement Policy and that any purchases that are not allowed will be my responsibility. I further certify that this report of business expenses were incurred in connection with official Authority business and is true and correct.

* Policy 3.30



NAME Kimberly J. Becker

DATE 7/27/18

DATE

APPROVED:

NAME

DATE



Interoffice Communication

Date: May 25, 2018
 To: Johanna Schiavoni
 From: Diane Casey *DI*
 Subject: Lawyers Club Annual Dinner

Hi Johanna,

Attached is Kim's check, in the amount of \$145, for the ticket to attend the Lawyers Club Annual Dinner on June 7th.

Kim is looking forward to joining you and your colleagues for this event and seeing you receive the Community Service Award.


Take care, DI

Diane Casey
 Executive Assistant
 T 619.400.2445
 M 609.440.7479
 dcasey@san.org

KIMBERLY J BECKER 90-7418/3222 1074


DATE 5/25/18

PAY TO THE ORDER OF Law Office of Johanna Schiavoni \$ 145.00

One Hundred Forty Five and 00/100 DOLLARS  Security Features Details on back

Logix smarter banking™ *Platinum Member*

Logix Federal Credit Union
 For Member Verification: (618)565-3084

MEMO Lawyers Club annual Dinner Kim J Beck 



Casey Diane

Subject: Lawyers Club of San Diego Annual Dinner with Johanna Schiavoni
Location: Marriott Marquis Marina Hotel, Grand Ballroom, 333 West Harbor Drive, San Diego, CA 92101

Start: Thu 6/7/2018 5:00 PM
End: Thu 6/7/2018 8:30 PM
Show Time As: Out of Office

Recurrence: (none)

Organizer: Becker Kimberly

Categories: Out of Office

Agenda

- 5:00 p.m. Cocktail Hour
- 6:00 p.m. Dinner & Program

Featuring Keynote Speaker and
2018 Icon Award Recipient

LORETTA LYNCH

Former United States Attorney General



HONORING

Hon. Randa Trapp

Belva Lockwood
Award

Johanna Schiavoni

Community Service
Award

Mehry Mohsen

C. Hugh Friedman
New Lawyer Award

Individual tickets will be sold exclusively online at
www.lawyersclubsandiego.com

LAWYERS CLUB MEMBERS - \$145

LAWYERS CLUB STUDENT MEMBERS - \$100

GENERAL PUBLIC - \$175

Attendees must check-in at registration desk located in Marriott
Grand Ballroom foyer. Cash bar available from 5:00 - 6:15 pm.
Dinner and program begins in Marriott Grand Ballroom at 6:30 pm.
Registration required by May 24, 2018. No refunds or cancellations
after May 24, 2018. Business Attire.

FOR MORE INFORMATION AND SPONSORSHIP OPPORTUNITIES,
PLEASE CONTACT ANNUAL DINNER COMMITTEE CO-CHAIRS
ELVIRA CORTEZ AND TRACY SCHIMELFENIG AT
ELVIRA.CORTEZ@DINSMORE.COM AND TSCHIMELFENIG@CBLG BIZ

6/7
500
per

Casey Diane

From: Johanna Schiavoni <johanna@schiaivoni-law.com>
Sent: Thursday, May 24, 2018 3:30 PM
To: Casey Diane
Subject: Re: Lawyers Club Annual Dinner

Hi Diane,

As we discussed, I purchased an entire table through my law firm, and I was able to purchase the tickets at the Member rate of \$145 per ticket.

I had invited Kim as my guest and would be delighted to have her there as such. However, if, under Authority guidance, she needs to reimburse the cost of the ticket, she can write the check to: Law Office of Johanna S. Schiavoni, and send it to me at the address below.

I'll put in her order for the steak. Thanks!

Regards,
Johanna

Johanna Schiavoni
Appellate Attorney
Certified Appellate Specialist, CA Board of Legal Specialization

Law Office of Johanna S. Schiavoni
3170 Fourth Ave., Suite 250
San Diego, CA 92103
Tel: (619) 269-4046
Email: johanna@schiaivoni-law.com
Web: www.schiaivoni-law.com

From: Diane Casey <dcasey@san.org>
Date: Thursday, May 24, 2018 at 2:50 PM
To: Johanna Schiavoni <johanna@schiaivoni-law.com>
Subject: RE: Lawyers Club Annual Dinner

Hi Johanna,

So funny you wrote about this dinner; I was just meeting with Kim and this was one of our topics. Kim will be joining you for the dinner and would like the grilled flat iron steak for her entree. Also, because of our Authority policies, Kim will

need to pay for her ticket to this event. Would you please let me know to whom she should direct the check and confirm that the ticket is \$175?

Thanks and take care, Di



Diane Casey
Executive Assistant | Executive Office
San Diego County Regional Airport Authority
T 619.400.2445 | M 609.440.7479
dcasey@san.org

From: Johanna Schiavoni <johanna@schiaivoni-law.com>
Sent: Thursday, May 24, 2018 2:44 PM
To: Casey Diane <dcasey@san.org>
Subject: FW: Lawyers Club Annual Dinner

Hi Diane,

Earlier this week during our monthly call, I invited Kim to a dinner event on June 7. She checked her calendar and indicated that she would like to attend. I just wanted to confirm that the event still works for Kim's calendar, since I believe she was leaving town the following day. Would you mind confirming? (I haven't heard back from the email below).

Also, would you mind please letting me know whether she prefers: salmon, steak or mushroom risotto for her dinner option?

Much appreciated.

Thanks!
Johanna

Johanna Schiavoni
Appellate Attorney
Certified Appellate Specialist, CA Board of Legal Specialization

Law Office of Johanna S. Schiavoni
3170 Fourth Ave., Suite 250
San Diego, CA 92103
Tel: (619) 269-4046
Email: johanna@schiaivoni-law.com
Web: www.schiaivoni-law.com

From: Johanna Schiavoni <johanna@schiaivoni-law.com>
Date: Monday, May 21, 2018 at 3:48 PM

To: "Kimberly J. Becker" <Kbecker@san.org>

Subject: Lawyers Club Annual Dinner

Hi Kim,

I'm so delighted you'll be my guest at Lawyers Club of San Diego's annual dinner on the evening of June 7. The invitation is attached, and further details are below. I hope you'll enjoy the event—I am putting together a fun table (mostly non-lawyers)!

Lawyers Club of San Diego Annual Dinner

Thursday, June 7, 2018

Check-in/cocktail hour: 5:00pm

Dinner & program: 6:00pm

Marriott Marquis San Diego Marina Hotel

333 West Harbor Drive, San Diego

When you have a moment, please let me know your meal preference:

1. Lemon Pepper Salmon w/ Mushroom Risotto, Asparagus & Blood Orange Beurre Blanc
2. Grilled Flat Iron Steak w/ Broccoli Cheddar Gratin, Steak Fries, Broccoli Sprouts & Steak Sauce
3. Vegetarian Mushroom Risotto w/ Spinach Puree & Grilled Vegetables

Best,
Johanna

ATTACHMENT A

BUSINESS EXPENSES

Reimbursable Business Expenses. This section lists *business expenses* that generally are reimbursable, and sets forth the requirements and procedures for Board members and employees to obtain reimbursement for such expenses. Any expense(s) not listed in this attachment may not be authorized nor reimbursed without special pre-approval by the respective Administrator:

(a) *Meals, Entertainment and Gratuities:*

(i) *Definition of Meal, Entertainment and Gratuity Expenses.*

(1) *Meals* – expenses include the costs of food, beverages and taxes. Alcohol expenses are not reimbursable unless specifically pre-approved by the Executive Committee for all Board member requests or the President/CEO for all Authority staff requests.

(2) *Entertainment* – expenses incurred in any activity generally considered to provide socially appropriate entertainment, amusement or recreation, including the entertainment of customers or clients of the Authority at social, athletic and cultural activities or events. Entertainment expenses shall meet one of the following tests:

(a) The employee incurring the expense reasonably expects that the Authority will derive income or a business benefit then or at a future time; the employee incurring the expense actively sought to obtain that benefit at that time; business was the principal motivation for the incurrence of the expense; and the outlay was used for both the employee incurring the expense, and the third party from whom the employee expects the business benefit; or

(b) The expenditures were incurred in a clear business setting where the party being entertained would reasonably understand that the outlay was for business or for support of future business objectives; or

(c) The expense is intended to foster positive organizational relationships with civic or governmental organizations consistent with the Authority's mission and objectives. If the employee incurring the expense is also accompanied by one or more other Authority employees, the Authority also will pay for the expense for the other Authority employee(s) if the ability to meet one of the foregoing tests will be enhanced by the presence of the other Authority employee(s).

(3) *Gratuities* – expenses for gratuities in connection with meals and entertainment should be reasonable. Receipts generally are not required for the reimbursement of gratuities if such gratuities are included in the expenses for the corresponding meal or entertainment activity.

Interoffice Communication

Date: 07/23/2018
To: Executive Committee
From: Kimberly J. Becker, President/CEO *KJB*
Subject: Airline Dinner Meeting

Kimberly J. Becker attended an Airline dinner meeting on July 23, 2018, which was paid for by the Airport Authority's Chief Financial Officer. Attached are the CEO's expenses, which totaled \$86.28.

SALLY'S FISH HOUSE & BAR
(619) 358-6740
One Market Place, SD 92101

1044 PAUL

32 / 1 2106 GST 6
JUL23'18 6:11PM

[Redacted items]

[Redacted items]

1 SEA SEL LRG 95.00

$\div 6 = \$15.84$
 $\div 4 = \$37.00$

4 AHI @ 37.00 148.00

[Redacted items]

18.00 %
SAL 18% SVC CHG 92.34

$\div 6 = \$15.39$

[Redacted items]

SAL 3% SURCHARGE 15.39

$\div 6 = \$2.56$

PAYMENT DU \$668.84

Tax \$4.10

Tip \$11.39

Tip: _____
Total: _____ Total \$ 86.28
Room: _____
Name: _____

Signature: _____
CHECK INCLUDES 3% SURCHARGE TO
HELP OFFSET MIN. WAGE INCREASE.

COMMENTS, PLEASE CONTACT:
JONATHAN.RIOCE@HYATT.COM

J. SCHIAVONI

SAN DIEGO COUNTY REGIONAL AIRPORT AUTHORITY

SDCRAA

JUL 30 2018

Corporate & Information Governance

2018

MONTHLY MILEAGE and PARKING FEE REIMBURSEMENT REPORT

EMPLOYEE NAME Johanna S. Schiavoni			PERIOD COVERED 7/1/2018-7/30/2018	
DEPARTMENT/DIVISION Board of Directors				
Date	Miles driven	Destination and purpose of trip	Parking fees & other transportation costs paid	\$\$\$
7/12/18	10.70	SDCRAA Board meeting		
7/16/18			Mtg with SD Councilmember Alvarez	8.00
7/18/18	10.70	SDCRAA Orientation re ALUC		
SUBTOTAL	21.40			8.00

Computation of Reimbursement

	21.40
REIMBURSEMENT RATE: (see below) * Rate as of Januar	0.545
TOTAL MILEAGE REIMBURSEMENT	11.66
PARKING FEES/TOLL CHARGES (ATTACH RECEIPTS)	8.00
TOTAL REIMBURSEMENT REQUESTED	\$ 19.66

I acknowledge that I have read, understand and agree to *Authority Policy 3.30 - Business Expense Reimbursement Policy and that any purchases/claims that are not allowed will be my responsibility. I further certify that this report of business expenses were incurred in connection with official Authority business and is true and correct.


Business Expense Reimbursement Policy 3.30

Johanna Schiavoni

SIGNATURE OF EMPLOYEE

DEPT./DIV. HEAD APPROVAL

942802



SECRETARY
VI Council member
A. Alvarez

SOUTHLAND PRINTING - SHREVEPORT, LA.

PRINTED IN U.S.A.

S86811

5782 07/16 08:43 07/16 09:46 \$8.00 3200

NOTE:

JOHANNA SCHIAVONI JULY 30, 2018 SDCRAA MONTHLY MILEAGE AND PARKING FEE REIMBURSEMENT REPORT

Previous report submitted on May 30, 2018 and approved by the Executive Committee at its Special July 12, 2018 meeting incorrectly noted Lyft Ride cost of \$7.65 as mileage. Error noted after Committee approval, and adjustment of \$3.48 being applied to July 30, 2018 report. Please see attached.

SAN DIEGO COUNTY REGIONAL AIRPORT AUTHORITY MAY 30 2018

SDCRAA
Corporate & Information Governance

2018

MONTHLY MILEAGE and PARKING FEE REIMBURSEMENT REPORT

EMPLOYEE NAME Johanna S. Schiavoni			PERIOD COVERED 5/1/2018-5/29/2018	
DEPARTMENT/DIVISION Board of Directors				
Date	Miles driven	Destination and purpose of trip	Parking fees & other transportation costs paid	\$\$\$
5/3/18	10.70	SDCRAA Board Meeting		
* 5/7/18	-7.65	SDCRAA Mtg at Circulate SD	Lyft ride--one way	
5/10/18	10.70	SDCRAA Orientation Tour of FIS Facility		
5/14/18	10.70	SDCRAA Audit Committee Meeting		
5/16/18	10.70	SDCRAA Terminal 2 Parking Plaza Ribbon Cutting Ceremony		
5/18/18	10.70	SDCRAA Art Orientation & Tour		
5/24/18	10.70	SDCRAA Finance Committee Meeting		
5/29/18	14.20	SDCRAA Tour of Naval Air Station North Island		
SUBTOTAL			86.05	

Computation of Reimbursement

REIMBURSEMENT RATE: (see below) *	86.05
Rate as of Januar	0.545
TOTAL MILEAGE REIMBURSEMENT	46.90
PARKING FEES/TOLL CHARGES (ATTACH RECEIPTS)	-
TOTAL REIMBURSEMENT REQUESTED	\$ 46.90

I acknowledge that I have read, understand and agree to Authority Policy 3.30 - Business Expense Reimbursement Policy and that any purchases/claims that are not allowed will be my responsibility. I further certify that this report of business expenses were incurred in connection with official Authority business and is true and correct.
Business Expense Reimbursement Policy 3.30

Johanna Schiavoni

SIGNATURE OF EMPLOYEE

APPROVED BY A MOTION OF
THE EXECUTIVE COMMITTEE
AT ITS SPECIAL JULY 12, 2018
MEETING.

J. R. Kaseas, Authority Clerk

DEPT./DIV. HEAD APPROVAL

* NOTE: LYFT RIDE incorrectly noted as mileage. NOTED AFTER APPROVAL. TO BE CORRECTED AND BEING SUBMITTED AT AUGUST 27, 2018 EXECUTIVE MEETING.

SAN DIEGO COUNTY REGIONAL AIRPORT AUTHORITY

SDCRAA

MAY 30 2018

Corporate & Information Governance

2018

MONTHLY MILEAGE and PARKING FEE REIMBURSEMENT REPORT

EMPLOYEE NAME			PERIOD COVERED	
Johanna S. Schlavoni			5/1/2018-5/29/2018	
DEPARTMENT/DIVISION				
Board of Directors				
Date	Miles driven	Destination and purpose of trip	Parking fees & other transportation costs paid	\$\$\$
5/3/18	10.70	SDCRAA Board Meeting		
5/7/18	7.65	SDCRAA Mtg at Circulate SD	Lyft ride--one way	7.65
5/10/18	10.70	SDCRAA Orientation Tour of FIS Facility		
5/14/18	10.70	SDCRAA Audit Committee Meeting		
5/16/18	10.70	SDCRAA Terminal 2 Parking Plaza Ribbon Cutting Ceremony		
5/18/18	10.70	SDCRAA Art Orientation & Tour		
5/24/18	10.70	SDCRAA Finance Committee Meeting		
5/29/18	14.20	SDCRAA Tour of Naval Air Station North Island		
	78.40			
SUBTOTAL	86.05			7.65

Computation of Reimbursement

REIMBURSEMENT RATE: (see below) *	78.40	86.05
Rate as of January	0.545	
TOTAL MILEAGE REIMBURSEMENT	42.73	46.90
PARKING FEES/TOLL CHARGES (ATTACH RECEIPTS)		7.65
TOTAL REIMBURSEMENT REQUESTED		\$ 46.90

✓
✓
✓
50.38

I acknowledge that I have read, understand and agree to Authority Policy 3.30 - Business Expense Reimbursement Policy and that any purchases/claims that are not allowed will be my responsibility. I further certify that this report of business expenses were incurred in connection with official Authority business and is true and correct.
Business Expense Reimbursement Policy 3.30

Johanna Schlavoni

SIGNATURE OF EMPLOYEE

APPROVED BY A MOTION OF
THE EXECUTIVE COMMITTEE
AT ITS SPECIAL JULY 12, 2018
MEETING.

J. R. Rose Authority Clerk

DEPT./DIV. HEAD APPROVAL




Johanna Schiavoni <johanna.schiavoni@gmail.com>

Your ride with Humberto on May 7

Lyft Ride Receipt <no-reply@lyftmail.com>
To: johanna.schiavoni@gmail.com


Mon, May 7, 2018 at 5:13 PM



Thanks for riding with Humberto!

May 7, 2018 at 3:55 PM

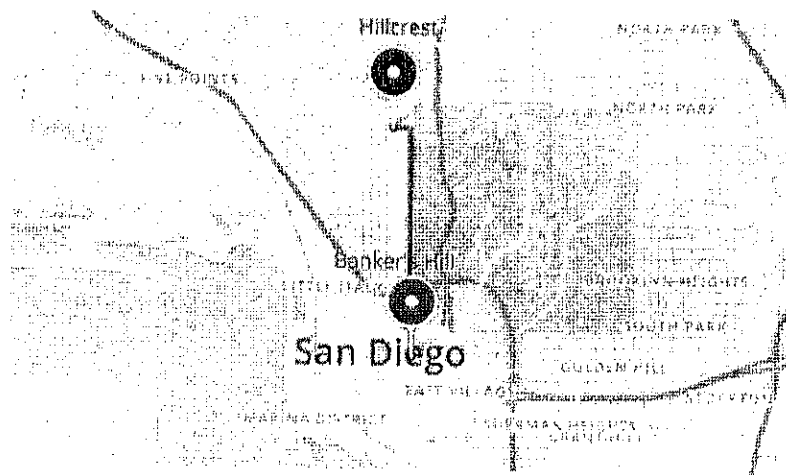
Ride Details

Lyft fare (1.62mi, 4m 28s)	\$6.65
Tip	\$1.00
<hr/>	
 Visa *3200	\$7.65

**This ride and every ride are
carbon neutral**



Learn more



- Pickup 3:55 PM
379 Spruce St, San Diego, CA
- Dropoff 4:00 PM
1115 6th Ave, San Diego, CA

Earn Free Rides

Get \$450 in credits for referring a San Diego driver if they apply using your link, and give 175 rides within 30 days. They'll get a \$450 cash bonus, too!



First 1,000 applicants per market for a limited time only. See terms.

TRAVEL EXPENSE

KIM BECKER

SAN DIEGO COUNTY REGIONAL AIRPORT AUTHORITY

TRAVEL EXPENSE REPORT

(To be completed within 30 days from travel return date)

TRAVELER: Kimberly J. Becker DEPT. NAME & NO. Strategy & Policy, BU6
 DEPARTURE DATE: 7/24/2018 RETURN DATE: 7/26/2018 REPORT DUE: 8/25/18
 DESTINATION: Park City, UT (GAC Directors Meeting & U.S. Travel & Tourism Board Meeting)

Please refer to the Authority Travel and Lodging Expense Reimbursement Policy, Article 3, Part 3.4, Section 3.40, outlining appropriate reimbursable expenses and approvals. Please attach all required supporting documentation. All receipts must be detailed, (credit card receipts do not provide sufficient detail). Any special items should be explained in the space provided below.

	Authority Expenses (Prepaid by Authority)	Employee Expenses							TOTALS
		SUNDAY	MONDAY	TUESDAY	WEDNESDAY	THURSDAY	FRIDAY	SATURDAY	
Air Fare, Railroad, Bus (attach copy of itinerary w/charges)	275.60			7/24/18	7/25/18	7/26/18			0.00
Conference Fees (provide copy of flyer/registration expenses)									0.00
Rental Car*									0.00
Gas and Oil*									0.00
Garage/Parking*									0.00
Mileage - attach mileage form*									0.00
Taxi and/or Shuttle Fare (include tips pd.)*									0.00
Hotel*	179.00			40.08	219.08				259.16
Telephone, Internet and Fax*									0.00
Laundry*									0.00
Tips - separately paid (maids, bellhop, other hotel svcs.)									0.00
Meals (include tips pd.)	Breakfast*					25.00			25.00
	Lunch*			14.16		23.42			37.58
	Dinner*			72.79					72.79
	Other Meals*								0.00
<i>Alcohol is a non-reimbursable expense</i>									
Hospitality ¹ *									0.00
Miscellaneous:									0.00
									0.00
									0.00
*Provide detailed receipts									0.00
Total Expenses prepaid by Authority	454.60	0.00	0.00	127.03	219.08	48.42	0.00	0.00	394.53

Explanation:	Total Expenses Prepaid by Authority	454.60
	Total Expenses Incurred by Employee (including cash advances)	394.53
	Grand Trip Total	849.13
	Less Cash Advance (attach copy of Authority ck)	
	Less Expenses Prepaid by Authority	454.60
	Due Traveler (positive amount)²	
	Due Authority (negative amount)³	394.53
<i>Note: Send this report to Accounting even if the amount is \$0.</i>		

I as traveler or administrator acknowledge that I have read, understand and agree to Authority policies 3.40 - Travel and Lodging Expense Reimbursement Policy⁴ and 3.30 - Business Expense Reimbursement Policy⁵ and that any purchases/claims that are not allowed will be my responsibility. I further certify that this report of travel expenses were incurred in connection with official Authority business and is true and correct.

Prepared By: Diane Casey Ext.: 2445
 Traveler Signature: Kimberly J. Becker Date: 8/1/18
 Approved By: _____ Date: _____

AUTHORITY CLERK CERTIFICATION ON BEHALF OF EXECUTIVE COMMITTEE (To be certified if used by President/CEO, Gen. Counsel, or Chief Auditor)

I, _____ hereby certify that this document was approved by the Executive Committee at its _____ meeting.
 (Please leave blank. Whoever clerk's the meeting will insert their name and title.)
 (Leave blank and we will insert the meeting date.)

Failure to attach required documentation will result in the delay of processing reimbursement. If you have any questions, please see your department Administrative Assistant or call Accounting at ext. 2806.

Kim Becker
Park City
07/24 - 07/26/18

Traveltrust Corporation
374 North Coast Hwy 101, Suite F
Encinitas, CA 92024
Phone: (760) 635-1700

TRAVELTRUST

ADD TO OUTLOOK

Wednesday, 20JUN 2018 12:12 PM EDT

Passengers: KIMBERLY JANE BECKER (06)

Agency Reference Number: BYIQZH

Click here to view your current itinerary or ETicket receipt on-line: tripcase.com

Delta Air Lines Confirmation HL3W9F

Please review your itinerary and report any discrepancies to Traveltrust within 24hrs of receipt
Be sure to visit www.traveltrust.com for additional travel information

TRAVELTRUST STRONGLY RECOMMENDS CHECKING IN
ONLINE WITH YOUR AIRLINE AT LEAST 24 HOURS PRIOR TO
EACH FLIGHT FOR THE MOST CURRENT TIMES AND ALERTS

AIR Tuesday, 24JUL 2018 

Delta Air Lines	Flight Number: 2378	Class: T-Coach/Economy
From: San Diego CA, USA	Depart: 01:10 PM	
To: Salt Lake City UT, USA	Arrive: 04:00 PM	
Stops: Nonstop	Duration: 1 hour(s) 50 minute(s)	
Seats: 20C	Status: CONFIRMED	Miles: 627 / 1003 KM
Equipment: Airbus A320 Jet	MEAL: NO MEAL SVC	
DEPARTS SAN TERMINAL 2 - ARRIVES SLC TERMINAL UNIT 2		
Frequent Flyer Number: [REDACTED]		
AISLE SEAT CONFIRMED		
Delta Air Lines Confirmation number is HL3W9F		

AIR Thursday, 26JUL 2018 

Delta Air Lines	Flight Number: 2615	Class: T-Coach/Economy
From: Salt Lake City UT, USA	Depart: 03:00 PM	
To: San Diego CA, USA	Arrive: 03:50 PM	
Stops: Nonstop	Duration: 1 hour(s) 50 minute(s)	
Seats: 20C	Status: CONFIRMED	Miles: 627 / 1003 KM
Equipment: Airbus A320 Jet	MEAL: NO MEAL SVC	
DEPARTS SLC TERMINAL UNIT 2 - ARRIVES SAN TERMINAL 2		
Frequent Flyer Number: [REDACTED]		
AISLE SEAT CONFIRMED		
Delta Air Lines Confirmation number is HL3W9F		

THIS TICKET IS NON-REFUNDABLE AND MUST BE USED FOR THE FLIGHTS BOOKED. IF THE RESERVATION IS NOT USED OR CANCELLED BEFORE THE DEPARTURE OF YOUR FLIGHTS IT MAY HAVE NO VALUE. CONTACT TRAVELTRUST BEFORE YOUR OUTBOUND FLIGHT IF CHANGE IS NECESSARY.
DELTA AIR LINES CONFIRMATION NUMBER - HL3W9F

Kim Becker
Park City
07/24 - 07/26/18

FOR EMERGENCY SERVICE FROM UNITED STATES - 888-221-6043

Ticket/Invoice Information

Ticket for: KIMBERLY JANE BECKER
Date issued: 6/20/2018 Invoice Nbr: 5480120
Ticket Nbr: DL7156615284 Electronic Tkt: Yes Amount: 300.40 USD
Exchange for: 0067028260089 Issued: 04DEC17
Total Exchange: 245.60

Charged to: AX*****1013

Service fee: KIMBERLY JANE BECKER
Date issued: 6/20/2018
Document Nbr: XD0736857340 Amount: 30.00
Charged to: AX*****1013

Total Tickets: 245.60
Total Fees: 30.00
Total Amount: 275.60

Click here 24 hours in advance to obtain boarding passes:

[DELTA](#)

Click here to review Baggage policies and guidelines:

[DELTA](#)

TSA Guidance- a government issued photo id is needed for checkin.
Please allow minimum 3 hour check-in for International flights and 2 hours for Domestic.
For Additional security information visit www.tsa.gov.

Thank you for choosing Traveltrust!
Our Business Hours are Sunday - Friday 10pm - 5:30pm Pacific
Saturday from 9am-1pm Pacific.
For EMERGENCY AFTERHOURS assistance in the US, please call 888-221-6043 and use VIP Code SJE72.
You can also use the Direct Dial Number 882-233-1914 or the collect number 882-647-0061.
Each call is billable at a minimum \$25.00 per call/reservation



CANYONSSM PARK CITY, UTAH

Kim Becken
Park City
07/24 - 07/26/18

4000 CANYONS RESORT DRIVE, PARK CITY, UT 84098 BILLING INQUIRIES 1-800-322-9507

THANK YOU FOR VISITING CANYONS. WE HOPE YOU ENJOYED YOUR STAY AND ARE PLANNING TO RETURN SOON.
FOR RESERVATIONS, CALL 1-888-226-9667.

NAME: **KIMBERLY BECKER**
ADDRESS: **PO BOX 82776**

SAN DIEGO CA 92138

ROOM#: **GS 6438** ARRIVAL: **7/24/18**
UNIT TYPE: **G1** DEPARTURE: **7/26/18**
PERSONS:
Please confirm departure date: _____

E-MAIL ADDRESS: _____
Would you like information on upcoming events and offers? Yes / No
We will not rent, sell or trade your e-mail address without your permission. See our full Policy on e-mail consent below.

KEY AUTHORIZATIONS: For your security, keys will only be issued to guest(s) listed below:

PHONE NO: _____
GROUP: **CD0UST**
RES ID: **42751583934**
FOL ID: **433047615043**

Package Components

NOTICE TO GUESTS: Keeper of this hotel or rental property maintains a safe where money, jewelry, documents, or other small valuable articles may be deposited with the keeper to be placed therein.

Sorry, pets are not allowed in any Canyons Resort accommodation. Pets assisting persons with disabilities will be allowed with proper documentation.

All properties are non-smoking. If smoking is detected, a cleaning fee of up to \$500, dependent upon accommodation, will be added to the guest bill.

The keeper will not be responsible for the receipt of or the shipping of any package or mail on behalf of a guest in excess of \$100.

Package Total: _____ Deposit Received: _____

I AGREE THAT MY LIABILITY FOR THIS ACCOUNT IS ABSOLUTE WITHOUT RIGHT TO SETOFF, IS JOINT AND SEVERAL, AND I AGREE TO BE HELD PERSONALLY LIABLE IN THE EVENT THAT THE ABOVE INDICATED PERSON, COMPANY, OR ASSOCIATION FAILS TO PAY FOR ANY PART OF THE FULL AMOUNT OF THESE CHARGES. I AGREE TO PAY THE TOTAL DUE AND AUTHORIZE PAYMENT UNDER AND ACCORDING TO THE CREDIT CARD PRESENTED AT CHECK-IN. I AGREE TO PAY VAIL RESORTS FOR ANY DAMAGES OR LOSS CAUSED TO THE UNIT, OTHER THAN NORMAL WEAR AND TEAR, BY THE UNDERSIGNED AND/OR OCCUPANTS OF THE UNIT. I UNDERSTAND THAT ANY DEBIT CARD PRESENTED BY ME AT CHECK-IN MAY BE SUBJECT TO DAILY AUTHORIZATION AND DEBITING BY MY BANKING FACILITY FOR ESTIMATED EXPENSES OF MY STAY AT VAIL RESORTS. I ACKNOWLEDGE THE RECEIPT OF VOUCHERS BOOKED IN MY PACKAGE THROUGH RESERVATIONS. I UNDERSTAND THESE ARE NON-REFUNDABLE AND IF LOST WILL NOT BE REISSUED.

GUEST'S SIGNATURE: _____

C/I Clerk:

EARLY DEPARTURES AND LATE ARRIVALS WILL BE CHARGED THE ENTIRE RESERVED STAY.

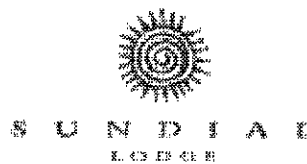

Update Clerk:

Check-out Time is 11:00 am

DATE	REFERENCE	DESCRIPTION	CHARGES/ CREDITS
7/24/18	433047616013	CONFERENCE RATE PKG	197.66
7/24/18	433049100182	ROOM TAX = 18.66	4.48
7/24/18	433049100183	RMVA FEE	15.00
		RESORT FEE	1.05
		STATE	.51
		COUNTY	.38
7/24/18	433049100184	RESORT FEE SURCHARGE	179.00
7/24/18	433047615044	APPLIED DEPOSIT RECEIVED ON 05/07/18 6785nj6xd23pn5rp	
7/25/18	433057620149	CONFERENCE RATE PKG	197.66
7/25/18	433059100451	ROOM TAX = 18.66	4.48
7/25/18	433059100452	RMVA FEE	15.00
		RESORT FEE	1.05
		STATE	.51
		COUNTY	.38
7/25/18	433059100453	RESORT FEE SURCHARGE	25.00
7/26/18	433067620781	ROOM SERVICE IG	25.00
7/26/18	433067620821	MASTERCARD 9117q5v1bxmqh0h8	284.16
		TOTAL	463.16
		TOTAL PAYMENT:	.00
		** CURRENT FOLIO BALANCE DUE:	

219.08
- 179.00 deposit
= \$ 40.08

CASH CARD
Required Deposit
\$ 219.08
+ 40.08
= \$ 259.16
+ 25.00
= \$ 284.16





Kim Beecher
Park City
07/24 - 07/26/18

SAN DIEGO CNTY RGNL ARPRT AUTH



U.S BANCORP SERVICE CENTER
P. O. Box 6343
Fargo, ND 58125-6343

ACCOUNT NUMBER [REDACTED]-6785

STATEMENT DATE 05-22-18

TOTAL ACTIVITY \$ 1,031.11

000009985 01 SP 106481595177028 S

"MEMO STATEMENT ONLY"
DO NOT REMIT PAYMENT

DIANE CASEY
SDCRAA
PO BOX 82776
SAN DIEGO CA 92138-2776

We certify that all purchases listed on this statement, unless annotated to the contrary, are true, correct and for official business only. Payment is authorized.

Cardholder Date Approver Date

NEW ACCOUNT ACTIVITY

POST DATE	TRAN DATE	TRANSACTION DESCRIPTION	REFERENCE NUMBER	MCC	AMOUNT
[REDACTED]	[REDACTED]	[REDACTED]	[REDACTED]	[REDACTED]	[REDACTED]
[REDACTED]	[REDACTED]	[REDACTED]	[REDACTED]	[REDACTED]	[REDACTED]
05-09	05-07	CANYONS RESERVATIONS 970-496-4971 UT PUR ID: 00182844019704964971 TAX: 0.00	24431068128006182844019	7011	179.00
[REDACTED]	[REDACTED]	[REDACTED]	[REDACTED]	[REDACTED]	[REDACTED]
[REDACTED]	[REDACTED]	[REDACTED]	[REDACTED]	[REDACTED]	[REDACTED]

← Casey Board
Reserve & hotel
deposit

Default Accounting Code:

CUSTOMER SERVICE CALL 800-344-5696	ACCOUNT NUMBER [REDACTED]-6785		ACCOUNT SUMMARY	
	STATEMENT DATE 05-22-18	DISPUTED AMOUNT \$.00	PREVIOUS BALANCE	\$.00
SEND BILLING INQUIRIES TO: C/O U.S. BANCORP SERVICE CENTER, INC U.S. BANK NATIONAL ASSOCIATION P.O. BOX 6335 FARGO, ND 58125-6335	AMOUNT DUE \$ 0.00 DO NOT REMIT		PURCHASES & OTHER CHARGES	\$1,031.11
			CASH ADVANCES	\$.00
			CASH ADVANCE FEE	\$.00
			CREDITS	\$.00
		TOTAL ACTIVITY	\$1,031.11	

Kim Becker
Park City
07/24-07/26/18



HOTEL RESERVATIONS

This year, we are utilizing two hotels for both lodging and meeting rooms. They are conveniently located next to each other in Canyons Village at Park City, just 35-minutes from the Salt Lake City Airport. Both hotels are offering group rate suites with separate bedroom(s) with parlors and kitchens; pools; complimentary valet parking; local shuttle transportation; and fitness centers and spas.

NOTE: The cutoff date for booking is Wednesday, June 20, but you are encouraged to book now to ensure availability.

GRAND SUMMIT HOTEL, PARK CITY RESORT ✓

4000 Canyons Resort Drive, Park City, UT 84098

Main: 435.615.8040 | Reservations: 888.416.6195

Rates and Room Types:

- One-Bedroom Suite \$179 plus \$15 resort fee plus 12.84% taxes
- One-Bedroom Loft Suite \$199 plus \$15 resort fee plus 12.84% taxes
- Two-Bedroom Suite \$239 plus \$15 resort fee plus 12.84% taxes
- Two-Bedroom Loft Suite \$259 plus \$15 resort fee plus 12.84% taxes

To reserve lodging at the Grand Summit Hotel, call toll free **888.416.6195** and ask for the **U.S. Travel 2018 Summer Board of Directors Meeting group rates**. Rates cannot be changed at check-in or check-out for guests who failed to identify their affiliation at the time the reservation was made. One-night's deposit is due at the time of booking. *Your deposit is fully refundable up to five (5) days prior to your arrival date. Late arrivals, early departures, and no-shows are non-refundable.* Check-in time is 4:00 p.m. and check-out time is 11:00 a.m.

WESTGATE PARK CITY RESORT & SPA

3000 Canyons Resort Drive, Park City, UT 84098

Main: 435.655.2240 | Reservations: 877.502.7058

Rate and Room Type:

- One-Bedroom Luxury Villa (suite) \$179 plus \$24.95 resort fee plus 12.84% taxes

To reserve lodging at the Westgate Park City Resort & Spa, please call **877.502.7058** and reference the **code 61-170** for the U.S. Travel group rate. One-night's deposit is due at the time of booking. *Your deposit is fully refundable up to 72 hours prior to your arrival date. Late arrivals, early departures, and no-shows are non-refundable.* Check-in time is 4:00 p.m. and check-out time is 10:00 a.m.

TRAVEL EXPENSE RECEIPTS FOR KIMBERLY J. BECKER
GAC Directors Meeting & U.S. Travel & Tourism Board Meeting
Park City, UT
July 24 - 26, 2018

07/24 - DINNER



Edge Steakhouse

Park City

Date: Jul24'18 09:23PM
Card Type: M.C.
Acct #: XXXXXXXXXXXX9117
Card Entry: SWIPED
Trans Type: PURCHASE
Trans Key: GIG008094379982
Auth Code: 490581
Check: 216
Table: 51/4
Server: 703 Colbilyn

Subtotal: 60.79

Tip: 12 -

Total: 72.79

Edge Steakhouse
Park City

703 Colbilyn

Tbl 51/4	Chk 216	Gst 0
		Jul24'18 07:19PM
<hr/>		
1 55 TASTING MENU		55.00
1 TST DUO SALAD		0.00
Subtotal		55.00
Tax		5.79
09:13PM Total		60.79

Signature _____

I agree to pay above total
according to my card issuer
agreement.

*** Customer Copy ***

**TRAVEL EXPENSE RECEIPTS FOR KIMBERLY J. BECKER
GAC Directors Meeting & U.S. Travel & Tourism Board Meeting
Park City, UT
July 24 - 26, 2018**

*07/26 - Breakfast
• Room Service, See hotel Invoice*

Welcome to Canyons
Room Service
7/26/2018 6:55

=====
CY: Room Service
Check: 95097754 Table: 438
Server: Kiva
Terminal: 9509
=====

CY: Room Service
1 Amrican Breakfas 14.00

SUBTOTAL 14.00
Total discount 0.00
Net total 14.00
Service Charge 4.00

State/Local Tax 1.68
Resort Fees 0.52
Total Tax 2.20

Gratuity 2.80

AMOUNT DUE 23.00
Tip 0.00

----- AUTHORIZE -----
Room Charge 23.00
GSG438 BECKER, KIMBERLY

Unit # Room # Tip
2-
2500
Total

Name (Print)

Kiva J. O...
Signature

7/26/18 6:56
SALES DRAFT
Canyons

(435) 615-8065

CASHIER: Kiva
TERMINAL: 950 CY: Room Serv

Room Charge

NAME: BECKER, KIMBERLY
NUMBER: GSG438
AMOUNT: 23.00

CHECK: 9509775

TOTAL: 23.00

TIP _____

TOTAL _____

X _____
SIGNATURE

PLEASE PRINT YOUR NAME

TRAVEL EXPENSE RECEIPTS FOR KIMBERLY J. BECKER
GAC Directors Meeting & U.S. Travel & Tourism Board Meeting
Park City, UT
July 24 - 26, 2018

07/26 - Lunch



IL VIAGGIO
 SALT LAKE CITY INTL AIRPORT

384877 Aubrey

 131 / 2 GST 1
 4066
 JUL26'18 1:03PM

DINE IN

1 SAND CHIX PARM 14.85
 1 SODA BAR M 3.34
 FIRST RND SFTBEV
 ICD TEA

 SUBTOTAL 18.19
 TAX 1.43
 AMOUNT DUE **\$ 19.62**

WE WANT TO HEAR YOUR FEEDBACK!
 PLEASE CONTACT 1-877-672-7467
 OR CUSTOMERSERVICE@HMSSHOST.COM
 TO SHARE YOUR EXPERIENCE.

STOREID: SLCIV001

IL VIAGGIO
 SALT LAKE INTERNATIONAL AIRPORT

Merchant ID :
 TERMINAL ID : 12959
 Check # : 4066
 Table # : 131
 Server : 384877 Aubrey
 Acct Num : XXXXXXXXXXXX9117
 Expiry Date : **/**
 Card Type : MasterCard
 Trans Type : Authorize
 Trans Date : 7/26/2018
 Trans Time : 1:44 PM
 Entry Mode : swiped
 Auth Code : 042903

Subtotal : \$ 19.62
 GRATUITY: 3.00
 TOTAL: 22.62

x *Kimberly J. Becker*
 Signature

I Agree to pay total amount as
 per the Card Issuer Agreement.
 Customer Copy

Kim Becker
Park City
07/24 - 07/26/18

**SAN DIEGO COUNTY REGIONAL AIRPORT AUTHORITY
OUT-OF-TOWN TRAVEL REQUEST**

GENERAL INSTRUCTIONS:

- A. All travel requests must conform to applicable provisions of Policies 3.30 and 3.40.
- B. Personnel traveling at Authority expense shall, consistent with the provisions of Policies 3.30 and 3.40, use the most economical means available to affect the travel.

1. TRAVELER:

Travelers Name: Kimberly J. Becker Dept: BU 6
 Position: Board Member President/CEO Gen. Counsel Chief Auditor
 All other Authority employees (does not require executive committee administrator approval)

2. DATE OF REQUEST: 05/17/2018 PLANNED DATE OF DEPARTURE/RETURN: 07/24/18 07/26/18

3. DESTINATIONS/PURPOSE (Provide detailed explanation as to the purpose of the trip-- continue on extra sheets of paper as necessary):

Destination: Park City, UT Purpose: GAC Directors Meeting /U.S. Travel Board Meeting
 Explanation: _____

4. PROJECTED OUT-OF-TOWN TRAVEL EXPENSES

A. TRANSPORTATION COSTS:	
• AIRFARE	\$ <u>350.00</u>
• *RENTAL CAR (Must complete page 2)	\$ _____
• OTHER TRANSPORTATION (Taxi, Train)	\$ <u>150.00</u>
B. LODGING	\$ <u>440.00</u>
C. MEALS	\$ <u>200.00</u>
D. SEMINAR AND CONFERENCE FEES	\$ _____
E. ENTERTAINMENT (If applicable)	\$ _____
F. OTHER INCIDENTAL EXPENSES	\$ _____
TOTAL PROJECTED TRAVEL EXPENSE	\$ <u>1,140.00</u>

*Permitted in limited circumstances; must be pre-approved. Provide a copy of Out-of-Town Travel Request form to Risk Management prior to travel in order to obtain insurance identification card covering rental period.

CERTIFICATION BY TRAVELER By my signature below, I certify that the above listed out-of-town travel and associated expenses conform to the Authority's Policies 3.30 and 3.40 and are reasonable and directly related to the Authority's business.

Travelers Signature: Kimberly J. Becker Date: 5/17/18

CERTIFICATION BY ADMINISTRATOR (Where Administrator is the Executive Committee, the Authority Clerk's signature is required).

- By my signature below, I certify the following:
1. I have conscientiously reviewed the above out-of-town travel request and the details provided on the reverse.
 2. The concerned out-of-town travel and all identified expenses are necessary for the advancement of the Authority's business and reasonable in comparison to the anticipated benefit to the Authority.
 3. The concerned out-of-town travel and all identified expenses conform to the requirements and intent of Authority's Policies 3.30 and 3.40.

Administrator's Signature: _____ Date: _____

AUTHORITY CLERK CERTIFICATION ON BEHALF OF EXECUTIVE COMMITTEE

I, Martha Morales, Asst Authority Clerk, hereby certify that this document was approved
 (Please leave blank. Whoever clerk's the meeting will insert their name and title.)
 by the Executive Committee at its May 24, 2018 meeting.
 (Leave blank and we will insert the meeting date.)

Kim Beckler
Park City
07/24 - 07/26/18



SCHEDULE OF EVENTS WITH ACTIVITIES
(as of 6.7.18)

All business sessions will be held at The Grand Summit Hotel. The Registration and Hospitality Room will be located in the Cabin 1 room.

Room blocks are available at The Grand Summit Hotel and the Westgate Park City Resort & Spa. The cutoff date for reserving your lodging is June 20, but you are advised to book now. [**View reservations instructions.**](#)

Attire for business sessions and meals is resort casual (no ties) unless otherwise noted. Evenings may be cool, so bring a sweater or light jacket. For all outdoor activities, dress for the weather—rain or light jacket, hat, sunglasses, sunscreen. For hiking, wear good hiking shoes/boots. For biking, Utah Olympic Park and horseback riding, wear secured closed-toe shoes.

All organized meals and group activities are complimentary. Advanced sign-up is required for all group activities; participation will be confirmed when you pick up your packet at the Registration Desk in the Registration & Hospitality Room. **Minors under 16 years old must be accompanied by a parent or guardian on all activities. Please note that age and weight restrictions may vary on specific activities and will be strictly enforced.**

For activity departures, please be in the Main Lobby of the Grand Summit Hotel 15 minutes prior to the start times listed on the schedule. Remember to bring your signed waiver when necessary.

WEDNESDAY, JULY 25

Gateway Airports Council Meeting (<i>Members only</i>)	8:30 a.m.-1:00 p.m.
Registration and Hospitality Room	Noon-7:30 p.m.
Executive Committee Meeting (<i>Members only</i>)	2:00-4:30 p.m.
Compensation Committee (<i>Members only</i>)	5:00-5:45 p.m.
New Director Orientation	5:00-6:00 p.m.
Welcome Reception Canyons Village Umbrella Bar	6:30-8:00 p.m.

THURSDAY, JULY 26

Breakfast	7:00-9:00 a.m.
Registration and Hospitality Room	7:00 a.m.-12:30 p.m.
Board Meeting Session #1	8:00 a.m.-Noon

Kim Becker
Park City
07/24 - 07/26/19

Morning Group Activity Options for Guests and Sponsors
(Note: Board members will be in meetings.)

- Option 1: **Horseback Trail Ride** 8:30-11:00 a.m.
Level: Easy to Intermediate. No one under 8 years old, under 65 lbs. or over 250 lbs. Closed-toe shoes required.
Note: Limited availability; no guest will be confirmed for both morning rides if a waitlist exists on either morning.
Experience a beautiful, serene ride through Park City's natural landscapes, all on privately-owned land near Canyons Village. You'll see natural alpine lakes, wildflower-laden meadows, rugged ridges and expansive mountain views. You may even catch a glimpse of a deer, elk, or moose while on your ride.
- Option 2: **Guided Hike - Rob's Trail** 9:00-11:15 a.m.
No one under 8 years old; must be able to go three miles with possible elevation gain of 7,000 feet.
On Rob's Trail, you'll hike through aspen and evergreen forests, hillsides covered in wildflowers, scenic vistas and a gradual uphill ascent. This trail offers different ability levels with the perfect mix of elevation change and scenery. Leisurely groups typically reach the first panoramic view onto Swaner Nature Preserve and the Northern Uinta Mountains. Moderate groups typically reach a high meadow with views into the Canyons Ski Area. More aerobic groups may have the stamina to summit a small peak before heading back to the trailhead.
- Option 3: **Scenic Ride on Red Pine Gondola** 10:00-11:30 a.m.
From Canyons Village, take the Red Pine Gondola for a scenic ride up the mountain leading to Park City's world class mountain trail system and groomed access roads for beautiful alpine hiking and finish it up with a scenic ride back down. Your pass is also valid at the Park City Mountain Village where you can explore the town's rich mining history or take the Town Lift down to historic Main Street. The Red Pine Gondola at Canyons Village allows infants and strollers inside of its closed structure. To ride an open-air chairlift, you must be able to walk to the loading zone on your own.

Lunch 12:15-1:15 p.m.

Afternoon Activity Options for Everyone

- Option 1: **Utah Olympic Park** 1:15-5:00 p.m.
Children must be at least 4 years old and weigh at least 50 lbs and be at least 54" tall; Additional age, weight and height limitations apply for individual activities. [Learn more.](#)
Built for the 2002 Salt Lake Olympic Winter Games, the Utah Olympic Park (UOP) is now managed by the Utah Olympic Legacy Foundation, a non-profit organization responsible for maintaining these Olympic facilities at world-class levels and using them to provide opportunities for people of all ages and abilities to watch, learn and excel in winter sports. To assist you in navigating the variety of offerings at the UOP, each bus will have a guide to provide an overview on the drive from Canyons Village. Once onsite, your Gold Pass will offer you the opportunity to experience activities such as the Discovery Adventure Course; Canyon Adventure Course; Alpine Slide, Extreme and Freestyle Zipline, Drop Tower, Extreme Tubing and three ropes courses. The curious, but less adventurous, can explore the Alf Engen Ski Museum and ride the scenic chairlift. Learn more about UOP activities and restrictions [here](#).
- Option 2: **Biking in Round Valley** 1:30-4:15 p.m.
No one under 8 years old; must be able to ride a mountain bike; bikes are provided.
Intermediate and advanced levels offer more experienced riders the chance to enjoy miles of varied single-track terrain on the Round Valley Trail System. Experienced guides will help you learn the necessary techniques and skills to really enjoy this form of outdoor adventure. Families and less experienced riders can enjoy a milder dirt trail including parts of the Historic Park City Rail Trail.
- Option 3: **Park City Museum and Historic Walking Tour** 1:30-4:30 p.m.
Put on your walking shoes and explore historic Main Street! You'll start in the Park City Museum for a guided tour to learn about the people and notable events of Park City's unique history, from the silver mining boomtown to today's world class ski resort and home to the Sundance Film Festival. The tour continues outside to explore the architecture and learn about some of the town's early PG-13 history (a kid-friendly version will also be offered). Then spend some time on your own discovering the many unique shops and galleries.

Travel PAC Auction with Reception and Dinner 6:30-10:00 p.m.
Grand Summit Kokopelli Grand Ballroom
Don't forget to explore this year's catalogue of auction items before the auction to plan your winning strategy. [Click here](#) to donate to the auction.

Kim Beecher
Park City
07/24 - 07/26/18

FRIDAY, JULY 27

Breakfast 7:00-9:00 a.m.

Registration and Hospitality Room 7:00 a.m.-12:30 p.m.

Board Meeting Session #2 9:00 a.m.-Noon

Morning Group Activity Options for Guests and Sponsors
(Note: Board Members will be in meetings.)

- Option 1: **Horseback Trail Ride** 8:30-11:00 a.m.
Level: Easy to intermediate. No one under 8 years old, under 65 lbs. or over 250 lbs. Closed-toe shoes required.
Note: Limited availability; no guest will be confirmed for both morning rides if a waitlist exists on either morning.

Experience a beautiful, serene ride through Park City's natural landscapes, all on privately-owned land near Canyons Village. You'll see natural alpine lakes, wildflower-laden meadows, rugged ridges and expansive mountain views. You may even catch a glimpse of a deer, elk, or moose while on your ride.

- Option 2: **Guided Hike - Flagstaff Trail** 9:00-11:00 a.m.
No one under 8 years old; must be able to go three miles with possible elevation gain of 7,000 feet
Flagstaff Trail is a quick 20-minute drive up Guardsman's Pass and is a great way to get a bit higher in evaluation but without all the work! This trail starts where the 10th Mountain Division first discovered silver and gold. Hikers can expect great views down onto Deer Valley Resort, across to the Uinta Mountains and even into the rural Heber Valley. Overall gradual climbs, descents and spur routes; perfect for all ability levels.

- Option 3: **Scenic Ride on Red Pine Gondola** 10:00-11:30 a.m.
From Canyons Village, take the Red Pine Gondola for a scenic ride up the mountain leading to Park City's world class mountain trail system and groomed access roads for beautiful alpine hiking and finish it up with a scenic ride back down. Your pass is also valid at the Park City Mountain Village where you can explore the town's rich mining history or take the Town Lift down to historic Main Street. The Red Pine Gondola at Canyons Village allows infants and strollers inside of its closed structure. To ride an open-air chairlift, you must be able to walk to the loading zone on your own.

Lunch 12:15-1:00 p.m.
(Note: Golfers will pick up a boxed lunch outside at the rear of the Grand Summit Hotel.)

Afternoon Activity Options for Everyone

- Option 1: **U.S. Travel Golf (Includes boxed lunch and beverages)** 1:15 p.m.
Canyons Golf Course has a scenic location surrounded by both the Wasatch and Uinta mountain ranges and takes advantage of the dramatic landscape with six holes that are intermingled with skiable terrain. The hilly golf course features more than 550 feet of elevation change. The most intimidating height comes on the 10th hole, which has a 297-foot elevation change from tee to green. Canyons Golf Course's 18th is a memorable water hole with an island green encircled by the Willow Draw Stream. Go directly outside at the rear of the Grand Summit Hotel, where boxed lunches will be available for pick-up. We'll have a shotgun start at 1:15 p.m.

- Option 2: **Stewart Falls (Sundance) Hike** 1:15-4:45 p.m.
No one under 6 years old; must be able to walk three miles in high altitudes.
Note: Limited availability; no guest will be confirmed for both activity times if a waitlist exists on either day.
Tackle a lift ride and a waterfall all in the same hike! You'll depart the hotel for a 45-minute ride to Sundance Mountain Resort, where you'll take the lift up the mountain and hike to a beautiful glacial waterfall. After cooling off at the waterfall, you'll descend back to the base of the mountain. The terrain on this comfortable 3-mile hike runs nearly level to downhill the entire way.

- Option 3: **Historic GPS Adventure Race in Park City** 1:30-4:30 p.m.
Each team of 12 will have a guide, a map of Park City, a van (to be driven by the guide) and a GPS unit. Some of the scavenger hunt will take place in the vehicle and some will take place on foot. Several waypoints (coordinates) will be entered in the GPS units. The goal of each team will be to locate as many waypoints as possible. At each waypoint there will be a required activity. The team will not be

Kim Becker
Park City
07/24 - 07/26/17

informed of the task until they have reached the waypoint, at which time their guide will brief them on their assignment and make sure it is performed safely and properly. After completing the assigned task at their waypoint, the team receives earned points and moves on to the next station. All teams need to finish the race by a pre-determined time and will be penalized for late arrival. The team finishing the race with the most points and on time will win. The guides accompanying each team will drive, explain rules, and record points. But remember - guides are not present to lead their teams to victory - that's up to the team to accomplish!

- **Option 4: *Park City Mountain Village Adventure Pass*** 1:30-4:30 p.m.
Ages 3 and up, with special activities for kids 30-100 lbs. and under 54" tall; wear secured closed-toe shoes.
We'll take you to neighboring Park City Mountain Village where your Adventure Pass offers the Alpine Coaster, Alpine Slide, Scenic Lift Rides, Miniature Golf, Legacy Launcher and Climbing Wall. Kids' activities include Kids' Tubing, Zip and Challenge Course.

Reception and Dinner 6:15-10:00 p.m.
Utah Olympic Park

Includes pre-dinner reception in the Alf Engen Ski Museum and 2002 Olympic Museum, dinner in the Summer Pavilion and post-dinner reception at the Legacy Center and Patios, where we will be entertained by the Flying Ace All-Stars Freestyle Show. See Olympians and National Team skiers and snowboarders perform acrobatic feats as they soar up to 60 feet in the air before landing in the Spence Eccles Olympic Freestyle Pool.

SATURDAY, JULY 28

Breakfast 7:00-9:30 a.m.

Registration and Hospitality Room 7:00-9:30 a.m.

Activity Options for Everyone

- **Option 1: *Guided Fly Fishing (Breakfast and snacks provided)*** 7:30 a.m.-12:30 pm
No one under 10 years old; strict maximum of 3 guests per guide.
This half-day trip will be on the Provo or Weber Rivers depending on which is best on the day of the trip. Whether you are a seasoned fly fisher or a novice, your world class guides will make your experience in Utah one to remember. Along with a guide, you will be provided with all necessary fly-fishing equipment, including Orvis waders, wading shoes, rods and the best flies for the fishing conditions. Wear warm socks and light pants to wear under the waders. Boxed breakfasts will be provided.
- **Option 2: *White Water Rafting (Lunch Included)*** 9:00 a.m.-2:00 p.m.
No one under 6 years old; must be able to swim. River has sharp rocks; secure footwear required (i.e., strap-on athletic sandals, water shoes, or tennis shoes) - No flip flops, Crocs, or bare feet allowed.
The Weber River offers a family-friendly 8.5-mile run with a great mix of Class II rapids and calm stretches that give you the opportunity to bask in the sun, search for wildlife, or water fight. Wear quick drying clothing—start with bathing suits as a base layer. Performance or active wear made with synthetic fibers is more comfortable than cotton once wet. We suggest you leave a change of clothes in the bus as you WILL get wet! Experienced guides in each top-of-the-line Puma raft, personal flotation devices, paddles, and water are all included.
- **Option 3: *Tanger Outlets (Lunch included)*** 11:30 a.m.-4:00 p.m.
After a special meet and greet from your Tanger Outlets host, grab a sandwich and salad and shop 'til you drop. You'll receive a welcome bag with great coupons to make your shopping even easier.
- **Option 4: *Stewart Falls (Sundance) Hike (Lunch included)*** 11:30 a.m.-4:30 p.m.
No one under 6 years old; must be able to walk three miles in high altitudes.
Note: Limited availability; no guest will be confirmed for both activity times if a waitlist exists on either day.
Tackle a lift ride and a waterfall all in the same hike! You'll depart the hotel for a 45-minute ride to Sundance Mountain Resort where you'll take the lift up the mountain and hike to a beautiful glacial waterfall. After cooling off at the waterfall, you'll descend back to the base of the mountain. The terrain on this 3-mile hike runs nearly level to downhill the entire way.

Kim Becker
Park City
07/24 - 07/26/18

SATURDAY, JULY 28 (CONTINUED)

Reception and Dinner with Canyons Village Concert
Sundial Pavilion

6:15-8:30 p.m.

Enjoy a custom-designed local Utah menu and a Canyons Village tradition—a concert on the village “green” featuring the music of Old Salt Union.

SUNDAY, JULY 29

Breakfast

7:00-10:00 a.m.

Departures (*Transportation on own*)

OPTIONS FOR INDIVIDUAL ACTIVITIES DURING YOUR STAY

(Scheduling and any related fees are the individual's responsibilities.)

- **Bike rentals** - For rentals for biking on your own, Canyon Mountain Rentals, located in Canyons Village, is offering U.S. Travel Association guests a **25% discount on *advance order*** rentals, Sunday, July 22 through Sunday, July 29. Order [here](#) and select your preferred bike rental option from the top to see the discounted rates. ***You must order in advance to receive the 25% discount, rentals onsite at the store will receive a 5% discount when you mention you are with the U.S. Travel group.***
- **Spa discounts** - You are encouraged to reserve in advance at either spa as appointments will fill up quickly.
 - **RockResorts Spa** at the Grand Summit Hotel is offering a 15% discount when you mention at booking time that you are with the U.S. Travel group. Call them at 435.615.8035 to make your reservation.
 - **Serenity Spa by Westgate**, located at the Westgate Park City Resort & Spa, is offering a 20% discount when you mention at booking time that you are with the U.S. Travel group. Services are available for ages 8 and up. Access to the hotel's pool and fitness room included with a treatment booking. Call them at 435-655-2266 to make your reservation.
- **Golf** - **Canyons Golf** is located at the Grand Summit Hotel.
- **Hiking trails** - Trail information and maps will be available in the Registration and Hospitality Room and [online](#).
- **Swimming** - Pools are located at each hotel.

RESOURCES FOR CHILDREN

The Grand Summit Hotel refers child care inquiries to [Park City Sitters](#) and [Guardian Angel Babysitting](#).

**SAN DIEGO COUNTY REGIONAL AIRPORT AUTHORITY
TRAVEL EXPENSE REPORT**

(To be completed within 30 days from travel return date)

TRAVELER: Kimberly J. Becker DEPT. NAME & NO. Strategy & Policy, BU6
 DEPARTURE DATE: 8/5/2018 RETURN DATE: 8/6/2018 REPORT DUE: 9/5/18
 DESTINATION: Dallas/Ft. Worth (American Airlines Headquarter Meeting)

Please refer to the Authority Travel and Lodging Expense Reimbursement Policy, Article 3, Part 3.4, Section 3.40, outlining appropriate reimbursable expenses and approvals. Please attach all required supporting documentation. All receipts must be detailed, (credit card receipts do not provide sufficient detail). Any special items should be explained in the space provided below.

	Authority Expenses (Prepaid by Authority)	Employee Expenses							TOTALS
		SUNDAY	MONDAY	TUESDAY	WEDNESDAY	THURSDAY	FRIDAY	SATURDAY	
		8/5/18	8/6/18						
Air Fare, Railroad, Bus (attach copy of itinerary w/charges)	589.41								0.00
Conference Fees (provide copy of flyer/registration expenses)									0.00
Rental Car*									0.00
Gas and Oil*									0.00
Garage/Parking*									0.00
Mileage - attach mileage form*									0.00
Taxi and/or Shuttle Fare (include tips pd.)*			19.49						19.49
Hotel*		164.22							164.22
Telephone, Internet and Fax*									0.00
Laundry*									0.00
Tips - separately paid (maids, bellhop, other hotel svcs.)									0.00
Meals (include tips pd.)	Breakfast*								0.00
	Lunch*		22.28						22.28
	Dinner*		24.17						24.17
	Other Meals*								0.00
<i>Alcohol is a non-reimbursable expense</i>									
Hospitality ¹ *									0.00
Miscellaneous: American Airlines Flight Time Change			75.00						75.00
									0.00
									0.00
*Provide detailed receipts									0.00
Total Expenses prepaid by Authority	589.41	188.39	116.77	0.00	0.00	0.00	0.00	0.00	305.16

Explanation:	Total Expenses Prepaid by Authority	589.41
	Total Expenses Incurred by Employee (including cash advances)	305.16
	Grand Trip Total	894.57
	Less Cash Advance (attach copy of Authority ck)	
	Less Expenses Prepaid by Authority	589.41
	Due Traveler (positive amount)²	
	Due Authority (negative amount)³	305.16
<i>Note: Send this report to Accounting even if the amount is \$0.</i>		

¹ Give names and business affiliations of any persons whose meals were paid by traveler.
² Prepare Check Request
³ Attach personal check payable to SDCRAA

I as traveler or administrator acknowledge that I have read, understand and agree to Authority policies 3.40 - Travel and Lodging Expense Reimbursement Policy⁴ and 3.30 - Business Expense Reimbursement Policy⁵ and that any purchases/claims that are not allowed will be my responsibility. I further certify that this report of travel expenses were incurred in connection with official Authority business and is true and correct.

Prepared By: Diane Casey Ext.: 2445
 Traveler Signature: *Kimberly J. Becker* Date: 8/9/18
 Approved By: _____ Date: _____

AUTHORITY CLERK CERTIFICATION ON BEHALF OF EXECUTIVE COMMITTEE (To be certified if used by President/CEO, Gen. Counsel, or Chief Auditor)

I, _____ hereby certify that this document was approved by the Executive Committee at its _____ meeting.
 (Please leave blank. Whoever clerk's the meeting will insert their name and title.)
 (Leave blank and we will insert the meeting date.)

Failure to attach required documentation will result in the delay of processing reimbursement. If you have any questions, please see your department Administrative Assistant or call Accounting at ext. 2806.

**SAN DIEGO COUNTY REGIONAL AIRPORT AUTHORITY
OUT-OF-TOWN TRAVEL REQUEST**

GENERAL INSTRUCTIONS:

- A. All travel requests must conform to applicable provisions of Policies 3.30 and 3.40.
- B. Personnel traveling at Authority expense shall, consistent with the provisions of Policies 3.30 and 3.40, use the most economical means available to affect the travel.

1. TRAVELER:

Travelers Name: Kimberly J. Becker Dept: BU 6
 Position: Board Member President/CEO Gen. Counsel Chief Auditor
 All other Authority employees (does not require executive committee administrator approval)

2. DATE OF REQUEST: 06/29/2018 **PLANNED DATE OF DEPARTURE/RETURN:** 08/06/18 08/06/18

3. DESTINATIONS/PURPOSE (Provide detailed explanation as to the purpose of the trip— continue on extra sheets of paper as necessary):

Destination: Dallas, TX Purpose: American Airlines Meeting
 Explanation:

4. PROJECTED OUT-OF-TOWN TRAVEL EXPENSES

A. TRANSPORTATION COSTS:

- AIRFARE \$ 350.00
- *RENTAL CAR (Must complete page 2) \$ _____
- OTHER TRANSPORTATION (Taxi, Train) \$ 100.00

B. LODGING \$ _____

C. MEALS \$ 50.00

D. SEMINAR AND CONFERENCE FEES \$ _____

E. ENTERTAINMENT (If applicable) \$ _____

F. OTHER INCIDENTAL EXPENSES \$ _____

TOTAL PROJECTED TRAVEL EXPENSE \$ 500.00

*Permitted in limited circumstances; must be pre-approved. Provide a copy of Out-of-Town Travel Request form to Risk Management prior to travel in order to obtain insurance identification card covering rental period.

CERTIFICATION BY TRAVELER By my signature below, I certify that the above listed out-of-town travel and associated expenses conform to the Authority's Policies 3.30 and 3.40 and are reasonable and directly related to the Authority's business.

Travelers Signature: Kimberly J. Becker Date: 6/29/18

CERTIFICATION BY ADMINISTRATOR (Where Administrator is the Executive Committee, the Authority Clerk's signature is required).

By my signature below, I certify the following:

1. I have conscientiously reviewed the above out-of-town travel request and the details provided on the reverse.
2. The concerned out-of-town travel and all identified expenses are necessary for the advancement of the Authority's business and reasonable in comparison to the anticipated benefit to the Authority.
3. The concerned out-of-town travel and all identified expenses conform to the requirements and intent of Authority's Policies 3.30 and 3.40.

Administrator's Signature: _____ Date: _____

AUTHORITY CLERK CERTIFICATION ON BEHALF OF EXECUTIVE COMMITTEE

Matthew Morales, Asst Authority Clerk, hereby certify that this document was approved
 (Please leave blank. Whoever clerk's the meeting will insert their name and title.)
 by the Executive Committee at its July 12, 2018 meeting.
 (Leave blank and we will insert the meeting date.)

Kim Becker
Dallas/Ft. Worth
08/05-08/06/18

Casey Diane

Subject: American Airlines HQ Meeting
Location: Dallas, TX
Start: Mon 8/6/2018 9:00 AM
End: Mon 8/6/2018 10:30 AM
Recurrence: (none)
Meeting Status: Accepted
Organizer: D'Amico Brian
Required Attendees: Brown Hampton; Becker Kimberly
Categories: Out of Office

Meeting is at 11AM
Lunch with AA team will follow.
Marriot DFW Airport South

Kim Becker
Dallas/Ft. Worth
08/05-08/06/18

Traveltrust Corporation
374 North Coast Hwy 101, Suite F
Encinitas, CA 92024
Phone: (760) 635-1700



ADD TO OUTLOOK

Thursday, 19JUL 2018 12:50 PM EDT

Passengers: KIMBERLY JANE BECKER (06)

Agency Reference Number: MDRRRQ

Click here to view your current itinerary or ETicket receipt on-line: tripcase.com

American Airlines Confirmation MDRRRQ

Please review your itinerary and report any discrepancies to Traveltrust within 24hrs of receipt
Be sure to visit www.traveltrust.com for additional travel information

TRAVELTRUST STRONGLY RECOMMENDS CHECKING IN
ONLINE WITH YOUR AIRLINE AT LEAST 24 HOURS PRIOR TO
EACH FLIGHT FOR THE MOST CURRENT TIMES AND ALERTS

AIR Sunday, 5AUG 2018 

American Airlines

From: San Diego CA, USA

To: Dallas/Ft Worth TX, USA

Stops: Nonstop

Seats: 17C

Equipment: 32B/AIR

DEPARTS SAN TERMINAL 2

Frequent Flyer Number [REDACTED]

PREFERRED FORWARD AISLE SEAT CONFIRMED

COMPLIMENTS OF TRAVELTRUST

American Airlines Confirmation number is MDRRRQ

Flight Number: 1064

Depart: 10:41 AM

Arrive: 03:50 PM

Duration: 3 hour(s) 9 minute(s)

Status: CONFIRMED

MEAL: Food and Bev for Purchase

Class: M-Coach/Economy

Miles: 1175 / 1880 KM

AIR Monday, 6AUG 2018 

American Airlines

From: Dallas/Ft Worth TX, USA

To: San Diego CA, USA

Stops: Nonstop

Seats: 16C

Equipment: 32B/AIR

ARRIVES SAN TERMINAL 2

Frequent Flyer Number [REDACTED]

PREFERRED FORWARD AISLE SEAT CONFIRMED

COMPLIMENTS OF TRAVELTRUST

American Airlines Confirmation number is MDRRRQ

Flight Number: 2758

Depart: 04:59 PM

Arrive: 05:53 PM

Duration: 2 hour(s) 54 minute(s)

Status: CONFIRMED

MEAL: Food and Bev for Purchase

Class: G-Coach/Economy

Miles: 1175 / 1880 KM

THIS TICKET IS NON-REFUNDABLE AND MUST BE USED FOR
THE FLIGHTS BOOKED. IF THE RESERVATION IS NOT USED
OR CANCELLED BEFORE THE DEPARTURE OF YOUR FLIGHTS
IT MAY HAVE NO VALUE. CONTACT TRAVELTRUST BEFORE

Kim Becker
Dallas / Ft. Worth
08/05 - 08/06/18

YOUR OUTBOUND FLIGHT IF CHANGE IS NECESSARY.
AMERICAN AIRLINES CONFIRMATION NUMBER - MDRRRQ
FOR EMERGENCY SERVICE FROM UNITED STATES - 888-221-6043

Ticket/Invoice Information

Ticket for: KIMBERLY JANE BECKER
Date issued: 7/19/2018 Invoice Nbr: 5484046
Ticket Nbr: AA7165015261 Electronic Tkt: Yes Amount: 559.41 USD
Base: 493.96 US Tax: 37.05 USD XT Tax: 28.40 USD
Charged to: AX*****1013

Service fee: KIMBERLY JANE BECKER
Date issued: 7/19/2018
Document Nbr: XD0738101421 Amount: 30.00
Charged to: AX*****1013

Total Tickets: 559.41
Total Fees: 30.00
Total Amount: 589.41

Click here 24 hours in advance to obtain boarding passes:

[American](#)

Click here to review Baggage policies and guidelines:

[American](#)

TSA Guidance- a government issued photo id is needed for checkin.
Please allow minimum 3 hour check-in for International flights and 2 hours for Domestic.
For Additional security information visit www.tsa.gov.

Thank you for choosing Traveltrust!

Our Business Hours are Sunday - Friday 10pm - 5:30pm Pacific
Saturday from 9am-1pm Pacific.

For EMERGENCY AFTERHOURS assistance in the US, please call 888-221-6043 and use VIP Code SJE72.

You can also use the Direct Dial Number 682-233-1914 or the collect number 682-647-0061.

Each call is billable at a minimum \$25.00 per call/reservation

Kim Becker
Dallas/Ft. Worth
08/05-08/06/18



DFW AIRPORT MARRIOTT SOUTH

GUEST FOLIO

516 BECKER/KIMBERLY/MS 140.00 08/06/18 10:04 3766
 ROOM NAME RATE DEPART TIME ACCT#
 NKSG 101 ARROYO WAY 08/05/18 07:35
 TYPE 951122102 ARRIVE TIME
 46
 ROOM VSXXXXXXXXXXXX6785 MRW#: XXXXX0395
 CLERK ADDRESS PAYMENT

DATE	REFERENCES	CHARGES	CREDITS	BALANCES DUE
08/05	DOC'S 1498 516	24.17		
08/05	ROOM 516, 1	140.00		
08/05	STATE TX 516, 1	8.40		
08/05	CITY TX 516, 1	12.60		
08/05	TOUR PID 516, 1	2.80		
08/05	STATE TX 516, 1	.17		
08/05	CITY TX 516, 1	.25		
08/06	CCARD-VS		188.39	
PAYMENT RECEIVED BY: VISA XXXXXXXXXXXXXXX6785				.00

08/05, Dinner
 08/05, Room \$164.22

See our "Privacy & Cookie Statement" on Marriott.com

Your Rewards points/miles earned on your eligible earnings will be credited to your account. Check your Rewards Account Statement for updated activity.



DFW AIRPORT MARRIOTT SOUTH
 4151 CENTREPORT DRIV
 FT. WORTH, TX 76155

Treat yourself to the comfort of Marriott Hotels in your home. Visit ShopMarriott.com.

This statement is your only receipt. You have agreed to pay in cash or by approved personal check or to authorize us to charge your credit card for all amounts charged to you. The amounts shown in the credit column opposite any credit card entry in the reference column above will be charged to the credit card number set forth above. (The credit card company will bill in the usual manner.) If for any reason the credit card company does not make payment on this account, you will owe us such amount. If you are direct billed, in the event payment is not made within 25 days after check-out, you will owe us interest from the check-out date on any unpaid amount at the rate of 1.5% per month (ANNUAL RATE 18%), or the maximum allowed by law, plus the reasonable cost of collection, including attorney fees.

Signature X

TRAVEL EXPENSE RECEIPTS FOR KIMBERLY J. BECKER
American Airlines Meeting
Dallas, Ft. Worth, TX
August 5 - 6, 2018

08/05- DINNER
see hotel invoice

DFW AIRPORT MARRIOTT SOUTH
DOC'S Bar & Kitchen
Fort Worth, Texas
443 LEANN 1

CHK 1498 TBL 23/2
GST 1
5 Aug'18 6:30 PM

1 BURGER BCN CHDR 16.00
MEDIUM
1 ICED TEA 3.00

SUBTOTAL \$19.00
TAX \$1.57

6:37 PM
TOTAL DUE \$20.57

GRATUITY 3.60

TOTAL 24.17

ROOM NUMBER 516

PRINT LAST NAME _____

SIGNATURE _____

TRAVEL EXPENSE RECEIPTS FOR KIMBERLY J. BECKER
American Airlines Meeting
Dallas, Ft. Worth, TX
August 5 - 6, 2018

08/06 - Lunch

COOL RIVER CAFE
TERMINAL D GATE D25
DFW AIRPORT, TEXAS

COOL RIVER CAFE
TERMINAL D GATE D25
DFW AIRPORT, TEXAS

5677 MARIA M

GUEST COMMENTS: 214-353-3959
STORE NUMBER 972-973-4268

8 1/2 CHK 1452
AUG06'18 12:40PM

CHECK: 1452
TABLE: 8 1/2
SERVER: 5677 MARIA M
DATE: AUG06'18 1:16PM
CARD TYPE: MASTERCARD
ACCT #: XXXXXXXXXXXX9117
EXP DATE: XX/XX
AUTH CODE: 772116

1 FOUNTAIN DRINK 2.92
1 CHOP HOUSE SALAD 15.35

SUBTOTAL 18.27
TAX 1.51
TOTAL \$ 19.78

SUBTOTAL: 19.78

GUEST COMMENTS: 214-353-3959
www.coolrivercafe.com
STORE NUMBER: 972-973-4268

Gratuity: 2.50

For your convenience we are
providing the following
gratuity calculations:

18% is \$3.56
20% is \$3.96
22% is \$4.35

Total: 22.28

Signature: _____

TRAVEL EXPENSE RECEIPTS FOR KIMBERLY J. BECKER
American Airlines Meeting
Dallas, Ft. Worth, TX
August 5 - 6, 2018

08/06 - American Flight Change



SALES RECEIPT

PASSENGER NAME
BECKER/KIMBERLY JANE
 Same-Day Flight Change 1 75.00 USD

SOME MISCELLANEOUS
 CHARGES ARE
 NON-REFUNDABLE
 PASSENGER TICKET
 0017165015261

Total with Applicable TFC 75.00 USD
 Credit Card MC XXXXXXXXXXXXXXX9117

Fare	75.00USD	FLIGHT	DATE
TFC		1624	AUGUST 06, 2018
TFC		PNR: MDRRQ	
TFC		Agent: DFW-SSM	001 0629856193
Total	75.00USD		1

TFC=TAXES, FEES & CHARGES
 NOT VALID FOR TRAVEL



TSA PRECHK

PASSENGER NAME
BECKER/KIMBERLY JANE

BOARDING PASS
 DOORS CLOSE 10 MINUTES PRIOR TO DEPARTURE

FREQUENT FLYER # [REDACTED] RECORD / LOCATOR
MDRRRQ

FROM: **DALLAS/FT WORTH**
 TO: **SAN DIEGO**

FLIGHT CLASS DATE DEPARTS
AA1624 G 06AUG 320P

GATE BOARDING TIME SEAT
D17 250P 16C


GROUP 4
PRIORITY
 0017165015261



BOARDING PASS
BECKER/KIMBERLY JA
 FROM: **DALLAS/FT WORTH**
 TO: **SAN DIEGO**

FLIGHT CLASS DATE DEPARTS
AA 1624 G 06AUG 320P

GROUP 4
 DATE CLASS DEPARTS
06AUG G 320P



Kim Becker
Dallas / Ft. Worth
08/05 - 08/06/18

Casey Diane


From: Kim Becker [REDACTED]
Sent: Monday, August 6, 2018 8:45 AM
To: Casey Diane
Subject: Fwd: Receipt for Your Payment to Lyft

08/06 - Transportation

Receipt airport to hotel.

Begin forwarded message:

From: "service@paypal.com" <service@paypal.com>
Date: August 6, 2018 at 10:17:03 AM CDT
To: Kimberly Becker [REDACTED]
Subject: Receipt for Your Payment to Lyft



Aug 6, 2018 08:16:35 PDT
Transaction ID: 44B089019X194273P

Hello Kimberly Becker,

You sent a payment of \$19.49 USD to Lyft

It may take a few moments for this transaction to appear in your account.

Merchant
Lyft

Instructions to merchant
You haven't entered any instructions.



Description	Unit price	Qty	Amount
	\$17.49 USD	1	\$17.49 USD
		Subtotal	\$17.49 USD
		Tax	\$2.00 USD
		Total	\$19.49 USD
		Payment	\$19.49 USD

Payment sent from Kbeckersj@yahoo.com

Funding Sources Used (Total)

LOGIX FEDERAL CREDIT UNION x-7700 \$19.49 USD

Invoice ID: 14300fbe4f285476_1164786177609455828_75925534

Kim Becker
Dallas / Ft. Worth
08/05 - 08/06/18

Issues with this transaction?

You have 180 days from the date of the transaction to open a dispute in the Resolution Center.



Questions? Go to the Help Center at www.paypal.com/help.

Please do not reply to this email. This mailbox is not monitored and you will not receive a response. For assistance, log in to your PayPal account and click **Help** in the top right corner of any PayPal page or please contact us toll free at 1-888-221-1161.

You can receive plain text emails instead of HTML emails. To change your Notifications preferences, log in to your account, go to your Profile, and click **My settings**.

Copyright © 1999-2018 PayPal, Inc. All rights reserved. PayPal is located at 2211 N. First St., San Jose, CA 95131.

PayPal PPX001066:1.1:b330e1845df77

SAN DIEGO COUNTY REGIONAL AIRPORT AUTHORITY

Item 8

Board Members

C. April Boling
Chairman

Greg Cox
Jim Desmond
Mark Kersey
Robert T. Lloyd
Paul Robinson
Johanna S. Schiavoni
Michael Schumacher
Mark B. West

DRAFT **BOARD** **AGENDA**

Thursday, September 6, 2018
9:00 A.M.

San Diego International Airport
SDCRAA Administration Building – Third Floor
Board Room
3225 N. Harbor Drive
San Diego, California 92101

Ex-Officio Board Members

Cory Binns
Col. Charles B. Dockery
Jacqueline Wong-Hernandez

President / CEO

Kimberly J. Becker

***Live webcasts of Authority Board meetings can be accessed at
<http://www.san.org/Airport-Authority/Meetings-Agendas/Authority-Board>***

This Agenda contains a brief general description of each item to be considered. The indication of a recommended action does not indicate what action (if any) may be taken. ***Please note that agenda items may be taken out of order.*** If comments are made to the Board without prior notice or are not listed on the Agenda, no specific answers or responses should be expected at this meeting pursuant to State law.

Staff Reports and documentation relating to each item of business on the Agenda are on file in Board Services and are available for public inspection.

NOTE: Pursuant to Authority Code Section 2.15, all Lobbyists shall register as an Authority Lobbyist with the Authority Clerk within ten (10) days of qualifying as a lobbyist. A qualifying lobbyist is any individual who receives \$100 or more in any calendar month to lobby any Board Member or employee of the Authority for the purpose of influencing any action of the Authority. To obtain Lobbyist Registration Statement Forms, contact the Board Services/Authority Clerk Department.

PLEASE COMPLETE A "REQUEST TO SPEAK" FORM PRIOR TO THE COMMENCEMENT OF THE MEETING AND SUBMIT IT TO THE AUTHORITY CLERK. ***PLEASE REVIEW THE POLICY FOR PUBLIC PARTICIPATION IN BOARD AND BOARD COMMITTEE MEETINGS (PUBLIC COMMENT) LOCATED AT THE END OF THE AGENDA.***

The Authority has identified a local company to provide oral interpreter and translation services for public meetings. If you require oral interpreter or translation services, please telephone the Board Services /Authority Clerk Department with your request at (619) 400-2400 at least three (3) working days prior to the meeting.

CALL TO ORDER:

PLEDGE OF ALLEGIANCE:

ROLL CALL:

PRESENTATIONS:

- A. AIRPORT INNOVATION LAB UPDATE:**
Presented by Rick Belliotti, Director, Innovation and Small Business Development
- B. REVIEW OF THE UNAUDITED FINANCIAL STATEMENTS FOR THE FISCAL YEAR ENDED JUNE 30, 2018:**
Presented by Kathy Kiefer, Senior Director, Finance & Asset Management

REPORTS FROM BOARD COMMITTEES, AD HOC COMMITTEES, AND CITIZEN COMMITTEES AND LIAISONS:

- **AUDIT COMMITTEE:**
Committee Members: Hollingworth, Lloyd, Robinson (Chair), Schiavoni, Tartre, Van Sambeek, West
- **CAPITAL IMPROVEMENT PROGRAM OVERSIGHT COMMITTEE:**
Committee Members: Boling, Kersey (Chair), Schumacher, Robinson
- **EXECUTIVE PERSONNEL AND COMPENSATION COMMITTEE:**
Committee Members: Boling, Cox, Desmond (Chair), Kersey
- **FINANCE COMMITTEE:**
Committee Members: Cox (Chair), Lloyd, Schiavoni, West

ADVISORY COMMITTEES

- **AUTHORITY ADVISORY COMMITTEE:**
Liaison: Robinson (Primary), Schiavoni
- **ART ADVISORY COMMITTEE:**
Committee Member: Robert H. Gleason

LIAISONS

- **CALTRANS:**
Liaison: Gubbins
- **INTER-GOVERNMENTAL AFFAIRS:**
Liaison: Cox

- **MILITARY AFFAIRS:**
Liaison: Woodworth
- **PORT:**
Liaisons: Boling, Cox, Robinson
- **WORLD TRADE CENTER:**
Representatives: Robert H. Gleason

BOARD REPRESENTATIVES (EXTERNAL)

- **SANDAG TRANSPORTATION COMMITTEE:**
Representatives: Boling (Primary)

CHAIR'S REPORT:

PRESIDENT/CEO'S REPORT:

NON-AGENDA PUBLIC COMMENT:

Non-Agenda Public Comment is reserved for members of the public wishing to address the Board on matters for which another opportunity to speak **is not provided on the Agenda**, and which is within the jurisdiction of the Board. Please submit a completed speaker slip to the Authority Clerk. ***Each individual speaker is limited to three (3) minutes. Applicants, groups and jurisdictions referring items to the Board for action are limited to five (5) minutes.***

Note: Persons wishing to speak on specific items should reserve their comments until the specific item is taken up by the Board.

CONSENT AGENDA (Items 1-12):

The consent agenda contains items that are routine in nature and non-controversial. Some items may be referred by a standing Board Committee or approved as part of the budget process. The matters listed under 'Consent Agenda' may be approved by one motion. Any Board Member may remove an item for separate consideration. Items so removed will be heard before the scheduled New Business Items, unless otherwise directed by the Chair.

1. APPROVAL OF MINUTES:

The Board is requested to approve minutes of prior meetings.

RECOMMENDATION: Approve the minutes of the June 7, 2018 and July 12, 2018 regular meetings, and August 3, 2018 and August 14, 2018 special meetings.

2. ACCEPTANCE OF BOARD AND COMMITTEE MEMBERS WRITTEN REPORTS ON THEIR ATTENDANCE AT APPROVED MEETINGS AND PRE-APPROVAL OF ATTENDANCE AT OTHER MEETINGS NOT COVERED BY THE CURRENT RESOLUTION:

The Board is requested to accept the reports.

RECOMMENDATION: Accept the reports and pre-approve Board member attendance at other meetings, trainings and events not covered by the current resolution.

(Board Services: Tony R. Russell, Director/Authority Clerk)

3. AWARDED CONTRACTS, APPROVED CHANGE ORDERS FROM JUNE 11, 2018 THROUGH AUGUST 12, 2018 AND REAL PROPERTY AGREEMENTS GRANTED AND ACCEPTED FROM JUNE 11, 2018 THROUGH AUGUST 12, 2018:

The Board is requested to receive the report.

RECOMMENDATION: Receive the report.

(Procurement: Jana Vargas, Director)

4. SEPTEMBER 2018 LEGISLATIVE REPORT:

The Board is requested to approve the report.

RECOMMENDATION: Adopt Resolution No. 2018-____, approving the September 2018 Legislative Report.

(Inter-Governmental Relations: Michael Kulis, Director)

5. BIENNIAL REVIEW AND AMENDMENT OF AUTHORITY CODE SECTION 2.30 – CONFLICTS OF INTEREST:

The Board is requested to approve the amendment.

RECOMMENDATION: Adopt Resolution No. 2018-____, amending Authority Code Section 2.30 – Conflict of Interest Code.

(Board Services: Tony R. Russell, Director/Authority Clerk)

CLAIMS

COMMITTEE RECOMMENDATIONS

CONTRACTS AND AGREEMENTS

6. APPROVE AND AUTHORIZE THE PRESIDENT/CEO TO EXECUTE A MEMORANDUM OF UNDERSTANDING (MOU) WITH THE U.S. DEPARTMENT OF HOMELAND SECURITY - TRANSPORTATION SECURITY ADMINISTRATION (TSA):

The Board is requested to approve an MOU.

RECOMMENDATION: Adopt Resolution No. 2018-____, approving and authorizing the President/CEO to execute a Memorandum of Understanding (MOU) between the U.S. Department of Homeland Security - Transportation Security Administration (TSA) and the San Diego County Regional Airport Authority, to support installation of TSA supplied Uninterruptable Power Supply (UPS) equipment for total cost of \$40,000, in support of power conditioning of existing four (4) Explosion Detection Devices located in Terminal 2 West Checked Baggage Inspections System area at San Diego International Airport.
(Airside & Terminal Operations: Amiel Porta, Manager)

7. AUTHORIZATION TO EXECUTE TWO LEASE AGREEMENTS WITH FEDERAL AVIATION ADMINISTRATION COVERING THE AIR TRAFFIC CONTROL TOWER (ATCT) AND SELECT NAVIGATIONAL AIDS AT SAN DIEGO INTERNATIONAL AIRPORT:

The Board is requested to execute lease agreements.

RECOMMENDATION: Adopt Resolution No. 2018-____, authorizing the CEO to enter into a Lease Agreement with the Federal Aviation Administration (FAA) covering the Air Traffic Control Tower (ATCT) and Base Building (ADM). Lease No. DTFAWN-17-L-00126

Adopt Resolution No. 2018-____, authorizing the CEO to enter into a Lease Agreement with the Federal Aviation Administration (FAA) covering certain FAA-owned and operated navigational aids at San Diego International Airport (ASDEX RU05, ASDEXRU06, ASDEXRUX2). Lease No. DTFAWN-17-L-00125

Adopt Resolution No. 2018-____, authorizing the CEO to modify the Memorandum of Agreement (MOA) with the Federal Aviation Administration (FAA) to revise the list of facilities (LOF) to remove the facilities and assets included in Resolution 2018 –XXXX and Resolution 2018-XXXX. Lease No. DTFAWP-06-L-00070 and Supplement 1

(Business Management: Eric Podnieks, Program Manager)

8. AUTHORIZE THE PRESIDENT/CEO TO EXECUTE A NON-BINDING MEMORANDUM OF UNDERSTANDING REGARDING JOINT COLLABORATION ON THE ADVANCEMENT OF SUSTAINABLE AVIATION FUEL:

The Board is requested to authorize an MOU.

RECOMMENDATION: Adopt Resolution No. 2018-____, authorizing the President/CEO to execute a non-binding Memorandum of Understanding regarding joint collaboration on the advancement of Sustainable Aviation Fuel.
(Airport Planning & Environmental: Brendan Reed, Director)

CONTRACTS AND AGREEMENTS AND/OR AMENDMENTS TO CONTRACTS AND AGREEMENTS EXCEEDING \$1 MILLION

9. **AWARD A CONTRACT TO ____ FOR QUIETER HOME PROGRAM PHASE 9, GROUP 7, PROJECT NO. 380907 NINETEEN (19) HISTORIC SINGLE-FAMILY UNITS ON NINETEEN (19) RESIDENTIAL PROPERTIES LOCATED EAST AND WEST OF THE AIRPORT:**

The Board is requested to award a contract.

RECOMMENDATION: Adopt Resolution No. 2018-____, awarding a contract to ____ in the amount of \$____ for Phase 9, Group 7, Project No. 380907, of the San Diego County Regional Airport Authority's ("Authority's") Quieter Home Program.

(Airport Planning & Environmental: Brendan Reed, Director)

10. **APPROVE AND AUTHORIZE THE PRESIDENT/CEO TO NEGOTIATE AND EXECUTE AN ON-CALL AIRPORT SIGNAGE FABRICATION AND REPAIR SERVICE AGREEMENT WITH SIGN AGE IDENTITY SYSTEMS, INC.:**

The Board is requested to approve an agreement.

RECOMMENDATION: Adopt Resolution No. 2018-____, approving and authorizing the President/CEO to negotiate and execute an on-call airport signage fabrication and repair service agreement with Sign Age Identity systems, Inc. for a term of three years, with the option for two one-year extensions exercisable at the discretion of the President/CEO, in an amount not-to-exceed \$2,000,000 to provide airport signage fabrication and repair services at San Diego International Airport ("SDIA").

(Airside & Terminal Operations: Amiel Porta, Manager)

11. **APPROVE AND AUTHORIZE THE PRESIDENT/CEO TO EXECUTE AN ON-CALL PEST MANAGEMENT SERVICES AGREEMENT WITH ____:**

The Board is requested to approve an agreement.

RECOMMENDATION: Adopt Resolution No. 2018-____, approving and authorizing the President/CEO to execute an on-call pest management services agreement with ____, for a term of three years, with the option for two one-year extensions exercisable at the sole discretion of the President/CEO, in an amount not-to-exceed \$5,000,000.

(Airport Planning & Environmental: Brendan Reed, Director)

12. APPROVE AND AUTHORIZE THE PRESIDENT/CEO TO EXECUTE AN ON-CALL ROADWAY PAINTING AND SLURRY SEALING SERVICE AGREEMENT WITH STATEWIDE STRIPES, INC.:

The Board is requested to approve an agreement.

RECOMMENDATION: Adopt Resolution No. 2018-____, approving and authorizing the President/CEO to execute an on-call roadway painting and slurry sealing service agreement with Statewide Stripes, Inc., for a term of three years, with the option for two one-year extensions exercisable at the discretion of the President/CEO, for a total not-to-exceed amount of \$5,772,873, to provide on-call roadway painting and slurry sealing services at San Diego, International Airport ("SDIA").

(Facilities Management: David LaGuardia, Director)

PUBLIC HEARINGS:

OLD BUSINESS:

NEW BUSINESS:

13. AWARD AND AUTHORIZE THE PRESIDENT/CEO TO EXECUTE AN AGREEMENT FOR PARKING MANAGEMENT SERVICES:

The Board is requested to award an agreement.

RECOMMENDATION: Adopt Resolution No. 2018-____, awarding and authorizing the President/CEO to execute an agreement with Ace Parking Management, Inc. for Parking Management Services for three (3) years with an option for two (2) one-year extensions in an amount not to exceed \$38,000,000.

(Ground Transportation: Marc Nichols, Director)

14. AWARD AND AUTHORIZE THE PRESIDENT/CEO TO EXECUTE AN AGREEMENT FOR AIRPORT SHUTTLE SERVICES:

The Board is requested to award an agreement.

RECOMMENDATION: Adopt Resolution No. 2018-____, awarding and authorizing the President/CEO to execute an agreement with Ace Parking Management, Inc. for airport shuttle services for three (3) years with an option for two (2) one-year extensions in an amount not to exceed \$45,000,000.

(Ground Transportation: Marc Nichols, Director)

15. RENTAL CAR CENTER BUS OPERATIONS CONTRACT AMENDMENT – SP PLUS:

The Board is requested to approve an amendment.

RECOMMENDATION: Adopt Resolution No. 2018-____, authorizing the President/CEO to negotiate and execute a third amendment to the Rental Car Center Bus Operations agreement to: 1) revise the Scope of Work and increase the per mile rate; and 2) increase the annual management fee; and 3) increase the maximum amount payable from \$30,376,723 to ____ to accommodate the integration of fourteen (14) new buses and associated staff and operations cost increases; and 4) extend the contract term nine months until September 30, 2021 to coincide with the expiration dates of the Parking and Shuttle Services Contracts.

(Ground Transportation: Marc Nichols, Director)

16. RENEWAL OF THE HEALTH AND WELFARE BENEFITS PROGRAM FOR 2019:

The Board is requested to approve the program.

RECOMMENDATION: Adopt Resolution No. 2018-_____, approving the renewal of the Health and Welfare Benefits Program for 2019.

(Talent, Culture & Capability: Kurt Gering, Director; and Willis Towers Watson: Heather Hill, Associate Director)

CLOSED SESSION:

17. CONFERENCE WITH LEGAL COUNSEL – EXISTING LITIGATION:

(Paragraph (1) of subdivision (d) of Cal. Gov. Code §54956.9)

Name of Case: San Diego County Regional Airport Authority v. American Car Rental, Inc., San Diego Superior Court Case No. 37-2016-00024056-CL-BC-CTL

18. CONFERENCE WITH LEGAL COUNSEL-EXISTING LITIGATION:

(Paragraph (1) of subdivision (d) of Cal. Gov. Code §54956.9)

Name of Case: K.S.A.N. L.L.C v. San Diego County Regional Airport Authority, et al. San Diego Superior Court Case No. 37-2017-00024982-CU-NP-CTL

19. CONFERENCE WITH LEGAL COUNSEL-EXISTING LITIGATION:

(Paragraph (1) of subdivision (d) of Cal. Gov. Code §54956.9)

Name of Case: Future DB International, Inc. v. San Diego County Regional Airport Authority, et al.

San Diego Superior Court Case No. 37-2018-00001531-CU-CR-CTL

20. CONFERENCE WITH LEGAL COUNSEL EXISTING LITIGATION

(Paragraph (1) of subdivision (d) of Cal. Gov. Code 54956.9)

Name of Case: Robert Bobbett and Donna Kashani v. San Diego Unified Port District, et al.

San Diego Superior Court Case No. 37-2018-00014667-CU-PO-CTL

21. CONFERENCE WITH LEGAL COUNSEL – EXISTING LITIGATION:

(Paragraph (1) of subdivision (d) of Cal. Gov. Code §54956.9)

Name of Case: Enterprise Rent-a-Car Co. Of Los Angeles LLC v. San Diego Unified Port District, San Diego Superior Court Case No. 37-2018-00028276-CU-MC-CTL

22. CONFERENCE WITH LEGAL COUNSEL – ANTICIPATED LITIGATION:

(Initiation of litigation pursuant to paragraph (4) of subdivision (d) of Cal. Gov. Code §54956.9)

Number of cases: 1

- 23. CONFERENCE WITH LEGAL COUNSEL – ANTICIPATED LITIGATION:**
(Significant exposure to litigation pursuant to paragraph (2) of subdivision (d) of Cal. Gov. Code §54956.9)
Investigative Order No. R9-2012-0009 by the California Regional Water Quality Control Board pertaining to an investigation of bay sediments at the Downtown Anchorage Area in San Diego.
Number of potential cases: 1
- 24. CONFERENCE WITH LEGAL COUNSEL – ANTICIPATED LITIGATION:**
(Significant exposure to litigation pursuant to paragraph (2) of subdivision (d) of Cal. Gov. Code §54956.9)
Navy Boat Channel Environmental Remediation
Number of potential cases: 1
- 25. CONFERENCE WITH LEGAL COUNSEL – ANTICIPATED LITIGATION:**
(Significant exposure to litigation pursuant to paragraph (2) of subdivision (d) of Cal. Gov. Code §54956.9)
Number of potential cases: 2
- 26. CONFERENCE WITH REAL PROPERTY NEGOTIATORS:**
Property: Airline Operating and Lease Agreement - San Diego International Airport
Agency Negotiator: Kim Becker, Scott Brickner, John Dillon, Kathy Kiefer, Amy Gonzalez
Negotiating Parties: Alaska Airlines, Allegiant Airlines, American Airlines, British Airways, Delta Airlines, FedEx, JetBlue Airlines, Southwest Airlines, United Airlines
Under Negotiation: price and terms of payment
- 27. CONFERENCE WITH REAL PROPERTY NEGOTIATORS:**
Property: Non-Exclusive Concession Lease - San Diego International Airport
Agency Negotiator: Eric Podnieks, Susan Diekman
Negotiating Parties: Lucas Yezik, In-Ter-Space dba Clear Channel

REPORT ON CLOSED SESSION:

GENERAL COUNSEL REPORT:

BUSINESS AND TRAVEL EXPENSE REIMBURSEMENT REPORTS FOR BOARD MEMBERS, PRESIDENT/CEO, CHIEF AUDITOR AND GENERAL COUNSEL WHEN ATTENDING CONFERENCES, MEETINGS, AND TRAINING AT THE EXPENSE OF THE AUTHORITY:

BOARD COMMENT:

ADJOURNMENT:

Policy for Public Participation in Board, Airport Land Use Commission (ALUC), and Committee Meetings (Public Comment)

- 1) Persons wishing to address the Board, ALUC, and Committees shall complete a "Request to Speak" form prior to the initiation of the portion of the agenda containing the item to be addressed (e.g., Public Comment and General Items). Failure to complete a form shall not preclude testimony, if permission to address the Board is granted by the Chair.
- 2) The Public Comment Section at the beginning of the agenda is limited to eighteen (18) minutes and is reserved for persons wishing to address the Board, ALUC, and Committees on any matter for which another opportunity to speak is not provided on the Agenda, and on matters that are within the jurisdiction of the Board. A second Public Comment period is reserved for general public comment later in the meeting for those who could not be heard during the first Public Comment period.
- 3) Persons wishing to speak on specific items listed on the agenda will be afforded an opportunity to speak during the presentation of individual items. Persons wishing to speak on specific items should reserve their comments until the specific item is taken up by the Board, ALUC and Committees. Public comment on specific items is limited to twenty (20) minutes – ten (10) minutes for those in favor and ten (10) minutes for those in opposition of an item. Each individual speaker will be allowed three (3) minutes, and applicants and groups will be allowed five (5) minutes.
- 4) If many persons have indicated a desire to address the Board, ALUC and Committees on the same issue, then the Chair may suggest that these persons consolidate their respective testimonies. Testimony by members of the public on any item shall be limited to **three (3) minutes per individual speaker and five (5) minutes for applicants, groups and referring jurisdictions.**
- 5) Pursuant to Authority Policy 1.33 (8), recognized groups must register with the Authority Clerk prior to the meeting.
- 6) After a public hearing or the public comment portion of the meeting has been closed, no person shall address the Board, ALUC, and Committees without first obtaining permission to do so.

Additional Meeting Information

NOTE: This information is available in alternative formats upon request. To request an Agenda in an alternative format, or to request a sign language or oral interpreter, or an Assistive Listening Device (ALD) for the meeting, please telephone the Authority Clerk's Office at (619) 400-2400 at least three (3) working days prior to the meeting to ensure availability.

For your convenience, the agenda is also available to you on our website at www.san.org.

For those planning to attend the Board meeting, parking is available in the public parking lot located directly in front of the Administration Building. Bring your ticket to the third floor receptionist for validation.

You may also reach the Administration Building by using public transit via the San Diego Metropolitan Transit System, Route 992. The MTS bus stop at Terminal 1 is a very short walking distance from the Administration Building. ADA paratransit operations will continue to serve the Administration Building as required by Federal regulation. For MTS route, fare and paratransit information, please call the San Diego MTS at (619) 233-3004 or 511. For other Airport related ground transportation questions, please call (619) 400- 2685.

UPCOMING MEETING SCHEDULE

<i>Date</i>	<i>Day</i>	<i>Time</i>	<i>Meeting Type</i>	<i>Location</i>
October 4	Thursday	9:00 A.M.	Regular	Board Room

Board Members

C. April Boling
Chairman

Greg Cox

Jim Desmond

Mark Kersey

Robert T. Lloyd

Paul Robinson

Johanna S. Schiavoni

Michael Schumacher

Mark B. West

Ex-Officio Board Members

Cory Binns

Col. Charles B. Dockery

Jacqueline Wong-Hernandez

President / CEO

Kimberly J. Becker

DRAFT
AIRPORT LAND USE COMMISSION
AGENDA

Thursday, September 6, 2018
9:00 A.M. or immediately following the Board Meeting

San Diego International Airport
SDCRAA Administration Building – Third Floor
Board Room
3225 N. Harbor Drive
San Diego, California 92101

***Live webcasts of Authority Board meetings can be accessed at
<http://www.san.org/Airport-Authority/Meetings-Agendas/ALUC>***

Pursuant to California Public Utilities Code §§ 21670-21679.5, the Airport Land Use Commission ("Commission") is responsible for coordinating the airport planning of public agencies within San Diego County. The Commission has the legal responsibility to formulate airport land use compatibility plans ("ALUCPs") that will (a) provide for the orderly growth of each public airport and the areas surrounding the airport within the County and (b) safeguard the general welfare of the inhabitants within the vicinity of each airport and the public in general. Pursuant to §21670.3, the San Diego County Regional Airport Authority serves as the Commission.

This Agenda contains a brief general description of each item to be considered. The indication of a recommended action does not indicate what action (if any) may be taken. ***Please note that agenda items may be taken out of order.*** If comments are made to the Commission without prior notice or are not listed on the Agenda, no specific answers or responses should be expected at this meeting pursuant to State law.

Staff Reports and documentation relating to each item of business on the Agenda are on file in the Board Services/Authority Clerk Department and are available for public inspection.

NOTE: Pursuant to Authority Code Section 2.15, all Lobbyists shall register as an Authority Lobbyist with the Authority Clerk within ten (10) days of qualifying as a lobbyist. A qualifying lobbyist is any individual who receives \$100 or more in any calendar month to lobby any Commission Member or employee of the Authority for the purpose of influencing any action of the Authority. To obtain Lobbyist Registration Statement Forms, contact the Board Services/Authority Clerk Department.

PLEASE COMPLETE A "REQUEST TO SPEAK" FORM PRIOR TO THE COMMENCEMENT OF THE MEETING AND SUBMIT IT TO THE AUTHORITY CLERK. ***PLEASE REVIEW THE POLICY FOR PUBLIC PARTICIPATION IN BOARD AND BOARD COMMISSION MEETINGS (PUBLIC COMMENT) LOCATED AT THE END OF THE AGENDA.***

CALL TO ORDER:

PLEDGE OF ALLEGIANCE:

ROLL CALL:

NON-AGENDA PUBLIC COMMENT:

Non-Agenda Public Comment is reserved for members of the public wishing to address the Commission on matters for which another opportunity to speak **is not provided on the Agenda**, and which is within the jurisdiction of the Commission. Please submit a completed speaker slip to the Authority Clerk. ***Each individual speaker is limited to three (3) minutes. Applicants, groups and jurisdictions referring items to the Board for action are limited to five (5) minutes.***

Note: Persons wishing to speak on specific items should reserve their comments until the specific item is taken up by the Commission.

CONSENT AGENDA (Item 1-2):

The Consent Agenda contains items that are routine in nature and non-controversial. It also contains consistency determinations that have been deemed consistent or conditionally consistent. The matters listed under 'Consent Agenda' may be approved by one motion. Any Commission Member may remove an item for separate consideration. Items so removed will be heard before the scheduled New Business items, unless otherwise directed by the Chair.

1. APPROVAL OF MINUTES:

The Airport Land Use Commission is requested to approve minutes of prior meetings.

RECOMMENDATION: Approve the minutes of the July 12, 2018 regular meeting.

2. REPORT OF DETERMINATIONS OF CONSISTENCY WITH AIRPORT LAND USE COMPATIBILITY PLANS:

The Airport Land Use Commission is requested to receive a report of determinations of consistency with Airport Land Use Compatibility Plans issued by staff.

RECOMMENDATION: Receive the report.

(Airport Planning: Ralph Redman, Manager)

PUBLIC HEARINGS:

OLD BUSINESS:

NEW BUSINESS:

COMMISSION COMMENT:

ADJOURNMENT:

Policy for Public Participation in Board, Airport Land Use Commission (ALUC), and Committee Meetings (Public Comment)

- 1) Persons wishing to address the Board, ALUC, and Committees shall complete a "Request to Speak" form prior to the initiation of the portion of the agenda containing the item to be addressed (e.g., Public Comment and General Items). Failure to complete a form shall not preclude testimony, if permission to address the Board is granted by the Chair.
- 2) The Public Comment Section at the beginning of the agenda is limited to eighteen (18) minutes and is reserved for persons wishing to address the Board, ALUC, and Committees on any matter for which another opportunity to speak is not provided on the Agenda, and on matters that are within the jurisdiction of the Board. A second Public Comment period is reserved for general public comment later in the meeting for those who could not be heard during the first Public Comment period.
- 3) Persons wishing to speak on specific items listed on the agenda will be afforded an opportunity to speak during the presentation of individual items. Persons wishing to speak on specific items should reserve their comments until the specific item is taken up by the Board, ALUC and Committees. Public comment on specific items is limited to twenty (20) minutes – ten (10) minutes for those in favor and ten (10) minutes for those in opposition of an item. Each individual speaker will be allowed three (3) minutes, and applicants and groups will be allowed five (5) minutes.
- 4) If many persons have indicated a desire to address the Board, ALUC and Committees on the same issue, then the Chair may suggest that these persons consolidate their respective testimonies. Testimony by members of the public on any item shall be limited to **three (3) minutes per individual speaker and five (5) minutes for applicants, groups and referring jurisdictions.**
- 5) Pursuant to Authority Policy 1.33 (8), recognized groups must register with the Authority Clerk prior to the meeting.
- 6) After a public hearing or the public comment portion of the meeting has been closed, no person shall address the Board, ALUC, and Committees without first obtaining permission to do so.

Additional Meeting Information

NOTE: This information is available in alternative formats upon request. To request an Agenda in an alternative format, or to request a sign language or oral interpreter, or an Assistive Listening Device (ALD) for the meeting, please telephone the Authority Clerk's Office at (619) 400-2400 at least three (3) working days prior to the meeting to ensure availability.

For your convenience, the agenda is also available to you on our website at www.san.org.

For those planning to attend the Board meeting, parking is available in the public parking lot located directly in front of the Administration Building. Bring your ticket to the third floor receptionist for validation.

You may also reach the Administration Building by using public transit via the San Diego Metropolitan Transit System, Route 992. The MTS bus stop at Terminal 1 is a very short walking distance from the Administration Building. ADA paratransit operations will continue to serve the Administration Building as required by Federal regulation. For MTS route, fare and paratransit information, please call the San Diego MTS at (619) 233-3004 or 511. For other Airport related ground transportation questions, please call (619) 400- 2685.

UPCOMING MEETING SCHEDULE

<i>Date</i>	<i>Day</i>	<i>Time</i>	<i>Meeting Type</i>	<i>Location</i>
October 4	Thursday	9:00 AM	Regular	Board Room