

SAN DIEGO COUNTY REGIONAL AIRPORT AUTHORITY

Board Members

C. April Boling
Chairman

Greg Cox
Jim Desmond
Robert H. Gleason
Jim Janney
Mark Kersey
Paul Robinson
Michael Schumacher
Mary Sessom

EXECUTIVE/FINANCE COMMITTEE and SPECIAL BOARD MEETING

AGENDA

Monday, April 24, 2017
9:00 A.M.

San Diego International Airport
SDCRAA Administration Building -- Third Floor
Board Room
3225 N. Harbor Drive
San Diego, CA 92101

Ex-Officio Board Members

Laurie Berman
Eraina Ortega
Col. Jason Woodworth

Interim President / CEO

Angela Shafer-Payne

This Agenda contains a brief general description of each item to be considered. The indication of a recommended action does not indicate what action (if any) may be taken. If comments are made to the Committee without prior notice or are not listed on the Agenda, no specific answers or responses should be expected at this meeting pursuant to State law. ***Please note that agenda items may be taken out of order.***

Staff Reports and documentation relating to each item of business on the Agenda are on file in Corporate & Information Governance and are available for public inspection.

***NOTE:** This Committee Meeting also is noticed as a Special Meeting of the Board to (1) foster communication among Board members in compliance with the Brown Act; and (2) preserve the advisory function of the Committee.

Board members who are not members of this Committee may attend and participate in Committee discussions. Since sometimes more than a quorum of the Board may be in attendance, to comply with the Brown Act, this Committee meeting also is noticed as a Special Meeting of the Board.

To preserve the proper function of the Committee, only members officially assigned to this Committee are entitled to vote on any item before the Committee. This Committee only has the power to review items and make recommendations to the Board. Accordingly, this Committee cannot, and will not, take any final action that is binding on the Board or the Authority, even if a quorum of the Board is present.

PLEASE COMPLETE A "REQUEST TO SPEAK" FORM PRIOR TO THE COMMENCEMENT OF THE MEETING AND SUBMIT IT TO THE AUTHORITY CLERK. ***PLEASE REVIEW THE POLICY FOR PUBLIC PARTICIPATION IN BOARD AND BOARD COMMITTEE MEETINGS (PUBLIC COMMENT) LOCATED AT THE END OF THE AGENDA.***

CALL TO ORDER:

PLEDGE OF ALLEGIANCE:

ROLL CALL:

Executive Committee

Committee Members: Boling (Chair), Janney, Robinson

Finance Committee

Committee Members: Boling (Chair), Cox, Janney, Sessom

NON-AGENDA PUBLIC COMMENT

Non-Agenda Public Comment is reserved for members of the public wishing to address the Committee on matters for which another opportunity to speak **is not provided on the Agenda**, and which is within the jurisdiction of the Committee. Please submit a completed speaker slip to the Authority Clerk. ***Each individual speaker is limited to three (3) minutes. Applicants, groups and jurisdictions referring items to the Board for action are limited to five (5) minutes.***

Note: Persons wishing to speak on specific items should reserve their comments until the specific item is taken up by the Board.

NEW BUSINESS:

1. APPROVAL OF MINUTES:

RECOMMENDATION: Approve the minutes of the March 27, 2017 regular meeting.

FINANCE COMMITTEE NEW BUSINESS:

2. REVIEW OF THE UNAUDITED FINANCIAL STATEMENTS FOR THE NINE MONTHS ENDED MARCH 31, 2017:

Presented by: Kathy Kiefer, Senior Director, Finance and Asset Management

3. REVIEW OF THE AUTHORITY'S INVESTMENT REPORT AS OF MARCH 31, 2017:

Presented by: Geoff Bryant, Manager, Airport Finance

4. SUMMARY OF OUTSTANDING REVOLVING CREDIT OBLIGATIONS AS OF MARCH 31, 2017:

Presented by: Geoff Bryant, Manager, Airport Finance

EXECUTIVE COMMITTEE NEW BUSINESS:

5. **PRE-APPROVAL OF TRAVEL REQUESTS AND APPROVAL OF BUSINESS AND TRAVEL EXPENSE REIMBURSEMENT REQUESTS FOR BOARD MEMBERS, THE PRESIDENT/CEO, THE CHIEF AUDITOR AND GENERAL COUNSEL:**

RECOMMENDATION: Pre-approve travel requests and approve business and travel expense reimbursement requests.

Presented by Tony R. Russell, Director, Corporate & Information Governance/Authority Clerk

REVIEW OF FUTURE AGENDAS:

6. **REVIEW OF THE DRAFT AGENDA FOR THE MAY 4, 2017 BOARD MEETING:**

Presented by: Angela Shafer-Payne, Interim President/CEO

7. **REVIEW OF THE DRAFT AGENDA FOR THE MAY 4, 2017 AIRPORT LAND USE COMMISSION MEETING:**

Presented by: Angela Shafer-Payne, Interim President/CEO

COMMITTEE MEMBER COMMENTS:

ADJOURNMENT:

Policy for Public Participation in Board, Airport Land Use Commission (ALUC), and Committee Meetings (Public Comment)

- 1) Persons wishing to address the Board, ALUC, and Committees shall complete a "Request to Speak" form prior to the announcement of that portion of the agenda containing the item to be addressed (e.g., Public Comment and General Items). Failure to complete a form shall not preclude testimony, if permission to address the Board is granted by the Chair.
- 2) The Public Comment period at the beginning of the agenda is limited to eighteen (18) minutes and is reserved for persons wishing to address the Board, ALUC, or Committee on any matter for which another opportunity to speak is not provided on the Agenda, and on matters that are within the jurisdiction of the Board. A second Public Comment period is reserved for general public comment later in the meeting for those who were not heard during the first Public Comment period.
- 3) Persons wishing to speak on a specific item listed on the agenda will be afforded an opportunity to speak during the presentation of that individual item. Persons wishing to speak on a specific item should reserve their comments until the item is taken up by the Board, ALUC or Committee. Public comment on a specific item is limited to twenty (20) minutes – ten (10) minutes for those in favor and ten (10) minutes for those in opposition of an item. Each individual speaker will be allowed three (3) minutes, and applicants and groups will be allowed five (5) minutes.
- 4) If many persons have indicated a desire to address the Board, ALUC or Committees on the same issue, then the Chair may suggest that these persons consolidate their respective testimonies. Testimony by members of the public on any item shall be limited to **three (3) minutes per individual speaker and five (5) minutes for applicants, groups and referring jurisdictions.**
- 5) Pursuant to Authority Policy 1.33 (8), recognized groups must register with the Authority Clerk prior to the meeting.
- 6) After a public hearing or the Public Comment portion of the meeting has been closed, no person shall address the Board, ALUC, and Committees without first obtaining permission to do so.

Additional Meeting Information

NOTE: This information is available in alternative formats upon request. To request an Agenda in an alternative format, or to request a sign language or oral interpreter, or an Assistive Listening Device (ALD) for the meeting, please telephone the Authority Clerk's Office at (619) 400-2400 at least three (3) working days prior to the meeting to ensure availability.

For your convenience, the agenda is also available to you on our website at www.san.org.

For those planning to attend the Board meeting, parking is available in the public parking lot located directly in front of the SDCRAA Administration Building. Bring your ticket to the third floor receptionist for validation.

You may also reach the SDCRAA Administration Building by using public transit via the San Diego MTS system, Route 992. For route and fare information, please call the San Diego MTS at (619) 233-3004 or 511.

UPCOMING MEETING SCHEDULE

<i>Date</i>	<i>Day</i>	<i>Time</i>	<i>Meeting Type</i>	<i>Location</i>
May 22	Monday	9:00 A.M.	Regular	Board Room

**DRAFT
SAN DIEGO COUNTY REGIONAL AIRPORT AUTHORITY
SPECIAL BOARD AND
EXECUTIVE AND FINANCE COMMITTEE MEETING MINUTES
MONDAY, MARCH 27, 2017
BOARD ROOM**

CALL TO ORDER: Chairman Boling called the Special Board and Executive and Finance Committee Meeting to order at 9:01 a.m., on Monday, March 27, 2017, in the Board Room of the San Diego International Airport, Administration Building, 3225 N. Harbor Drive, San Diego, CA 92101.

PLEDGE OF ALLEGIANCE: Board Member Desmond led the pledge of allegiance.

ROLL CALL:

Board

Present: Board Members: Boling (Chairman), Cox, Desmond, Gleason, Janney, Robinson, Schumacher, Sessom

Absent: Board Members: Berman (Ex-Officio), Kersey, Ortega (Ex-Officio), Woodworth (Ex-Officio)

Executive Committee

Present: Committee Members: Boling (Chairman), Janney, Robinson

Absent: Committee Members: None

Finance Committee

Present: Committee Members: Boling (Chairman), Cox, Janney, Sessom

Absent: Committee Members: None

Board Member Sessom arrived during the course of the meeting.

NON-AGENDA PUBLIC COMMENT: None.

NEW BUSINESS:

1. **APPROVAL OF MINUTES:**
RECOMMENDATION: Approve the minutes of the February 21, 2017 regular meeting.

ACTION: Moved by Board Member Robinson and seconded by Board Member Janney to approve staff's recommendation. Motion carried unanimously.

FINANCE COMMITTEE

NEW BUSINESS:

- 2. REVIEW OF THE UNAUDITED FINANCIAL STATEMENTS FOR THE EIGHT MONTHS ENDED FEBRUARY 28, 2017:**
Scott Brickner, VP, Financial and Asset Management/Treasurer; and Kathy Kiefer, Senior Director, Finance and Asset Management provided a presentation on the Unaudited Financial Statements for the Eight Months Ended February 28, 2017, which included Gross Landing Weight Units, Enplanements, Car Rental License Fees, Food and Beverage Concessions Revenue, Retail Concessions Revenue, Total Terminal Concessions, Parking Revenue, Operating Revenues for the Month Ended February 28, 2017, Operating Expenses for the Month Ended February 28, 2017, Financial Summary for the Month Ended February 28, 2017, Nonoperating Revenues & Expenses for the Month Ended February 28, 2017, Operating Revenues for the Eight Months Ended February 28, 2017, Operating Expenses for the Eight Months Ended February 28, 2017, Financial Summary for the Eight Months Ended February 28, 2017, Nonoperating Revenues & Expenses for the Eight Months Ended February 28, 2017, and Statements of Net Position.
- 3. REVIEW OF THE AUTHORITY'S INVESTMENT REPORT AS OF FEBRUARY 28, 2017:**
Geoff Bryant, Manager, Airport Finance, provided a presentation on the Authority's Investment Report as of February 28, 2017 which included Total Portfolio Summary, Portfolio Composition by Security Type, Portfolio Composition by Credit Rating, Portfolio Composition by Maturity, Benchmark Comparison, Detail of Security Holdings, Portfolio Investment Transactions, Bond Proceeds Summary, and Bond Proceeds Investment Transactions.
- 4. APPROVE AND AUTHORIZE THE PRESIDENT/CEO TO EXECUTE AN AGREEMENT WITH FRASCA & ASSOCIATES, LLC FOR FINANCIAL ADVISORY SERVICES:**
John Dillon, Director, Financial Management, provided a presentation on the Approval and Authorization of the President/CEO to Execute an Agreement with Frasca & Associates, LLC for Financial Advisory Services which included Background, Selection Criteria, Request for Proposal Results and Recommendation.

RECOMMENDATION: Forward this item to the Board for approval.

ACTION: Moved by Board Member Cox and seconded by Board Member Janney to approve staff's recommendation. Motion carried unanimously, noting Board Member Sessom as ABSENT.

5. AUTHORIZATION OF A SUBORDINATE REVOLVING DRAWDOWN BOND PROGRAM WITH RBC CAPITAL MARKETS, LLC OF UP TO \$100,000,000 AND AN EXTENSION OF AN AMENDMENT TO THE EXISTING US BANK \$125,000,000 REVOLVING CREDIT AGREEMENT:

Board Member Gleason announced that he is recusing himself from this item because he has a deep business banking relationship with City National Bank, an affiliate of one of these institutions.

Board Member Gleason left the dais.

John Dillon, Director, Financial Management provided a presentation on Revolving Credit Variable Rate Program which included Rational for a Short-term Variable Rate Debt Program, Authority's Existing Revolving Line of Credit, Variable Debt Capacity Requirements, Request for Proposal Results, Revolving Drawdown Bonds, Documents, and Recommendation.

RECOMMENDATION: Forward this item to the Board for approval.

ACTION: Moved by Board Member Cox and seconded by Board Member Schumacher to approve staff's recommendation. Motion carried unanimously, noting Board Member Gleason's Recusal and Board Member Sessom as ABSENT.

Board Member Gleason returned to the dais.

EXECUTIVE COMMITTEE

NEW BUSINESS:

6. PRE-APPROVAL OF TRAVEL REQUESTS AND APPROVAL OF BUSINESS AND TRAVEL EXPENSE REIMBURSEMENT REQUESTS FOR BOARD MEMBERS, THE PRESIDENT/CEO, THE CHIEF AUDITOR AND GENERAL COUNSEL:

RECOMMENDATION: Pre-approve travel requests and approve business and travel expense reimbursement requests.

ACTION: Moved by Board Member Robinson and seconded by Board Member Janney to approve staff's recommendation. Motion carried unanimously.

REVIEW OF FUTURE AGENDAS:

7. REVIEW OF THE DRAFT AGENDA FOR THE APRIL 6, 2017 BOARD MEETING:

Thella F. Bowens, President/CEO provided an overview of the draft agenda for the April 6, 2017 Board Meeting.

Chairman Boling requested that Item 4, April Legislative Report, be moved to "New Business" and that the Board receive an update.

In response to Board Member Desmond regarding the status of the response to the letter sent by the Hotel Del Coronado, Thella Bowens, President/CEO, stated that staff is working with Board Member Janney to respond to the letter.

8. REVIEW OF THE DRAFT AGENDA FOR THE APRIL 6, 2017 AIRPORT LAND USE COMMISSION MEETING:

Thella F. Bowens, President/CEO provided an overview of the draft agenda for the April 6, 2017 ALUC Meeting.

CLOSED SESSION: The Board recessed into Closed Session to discuss Items 11 and 12 at 9:48 a.m.

Board Member Sessom arrived at 10:20 a.m.

- 11. CONFERENCE WITH LEGAL COUNSEL – ANTICIPATED LITIGATION:**
(Significant exposure to litigation pursuant to Cal. Gov. Code §§ 54956.9(d)(2))
Re: Navy Boat Channel
Number of potential cases: 1

- 12. PUBLIC EMPLOYEE APPOINTMENT:**
Cal. Gov. Code §54957
Title: President/Chief Executive Officer

REPORT ON CLOSED SESSION: The Board reconvened into Open Session at 10:21 a.m. In regards to Item 11, Amy Gonzalez, General Counsel reported that the Board provided direction to staff.

BOARD

Chairman Boling recognized Thella Bowens for her service to the Authority.

NEW BUSINESS:

10. APPOINTMENT OF THE PRESIDENT & CEO AND AUTHORIZATION TO NEGOTIATE A CONTRACT:

Chairman Boling reported that the Board wishes to appoint Kimberly Becker as President/CEO beginning May 1, 2017 for a period of 3 years and 2 months with the option to renew the contract for two 1-year periods and automatic renewal on June 30th at the end of each contract term without any action by either party unless notice is given 6 months prior to termination date of intent not to renew; that the base salary of \$280,000 would be adjusted on July 1 of each year except July 1, 2017 based on the percentage increase in CPI; that no single increase shall exceed 5%; that the Board may award a discretionary bonus up to 10% of

base salary in any 12 month period and that senior executive standard benefits apply which include, car allowance of \$750 per month, participation in SDCERS retirement plan and 8.5% Authority contribution, 401(a) deferred compensation Authority contribution of \$5,000 per year, paid time off, health and life insurance, holidays, and other fringe benefits; that the employment is “at will,” and that if termination is not “for cause” or the Executive terminates employment for “good reason”, Executive will receive upon execution of a mutually agreeable release, a severance equal to the lesser of (a) 1 year of base salary or (b) the number of months of the then-remaining term; that temporary housing would be provided for 3 months, supported by receipts and not to exceed \$15,000; that any extension would need to be approved by the Board; and that actual relocation expenses are not to exceed \$8,000 and are to be supported by receipts.

RECOMMENDATION: Adopt Resolution No. 2017-0023, appointing the President/CEO and authorizing the General Counsel to negotiate an employment contract.

ACTION: Moved by Chairman Boling and seconded by Board Member Robinson to approve the appointment of Kimberly Becker as President/CEO of the San Diego County Regional Airport Authority; authorizing preparation of contract substantially in accordance with the proposed terms above; authorizing the General Counsel and outside counsel to prepare employment agreement and approve as to legal form; and authorizing the Chairman of the Board to execute the contract on behalf of the Authority. Motion carried by the following Vote: YES – Boling, Cox, Desmond, Gleason, Janney, Robinson, Schumacher; Sessom; NO – None; ABSENT – Kersey (Weighted Vote Points: YES – 87; NO – 0; ABSENT – 13).

Chairman Boling introduced Kimberly Becker as the new President/CEO. Ms. Becker thanked the Board, and commended Ms. Bowens for her leadership at the Airport and in the industry. She stated that she is looking forward to working with and getting to know the staff and recognized them for their reputation for innovation.

9. APPOINTMENT OF AN INTERIM PRESIDENT/CEO:

Chairman Boling reported that during the period of time between Thella F. Bowens’ departure and the arrival of Kimberly Becker, the new President/CEO, the Board believes it is in the best interest of the Authority for Angela Shafer-Payne to act as the President/CEO. She stated that Ms. Shafer-Payne has served in the role of Vice President of Operations of the Airport Authority since its inception in 2003 and that prior to 2003, she served in the Aviation Division of the San Diego Unified Port District (“Port”) when the Airport was operated by the Port. She also stated that Ms. Shafer-Payne is eminently qualified to serve in the role of Interim President/CEO until Ms. Becker begins her term as President/CEO.

Chairman Boling stated the terms of the appointment begins April 1, 2017 and ends May 1, 2017 with all of the powers and duties of the President/CEO as set forth in Authority Policy 1.40 and adopted Board resolutions; that a temporary increase in Ms. Shafer-Payne's salary be made while she serves as the Interim President/CEO to a total sum of \$276,596 which shall begin on April 1, 2017 and shall revert to her current salary for her position as the Authority's Vice President of Operations on May 1, 2017.

KAMRAN HAMIDI, SAN DIEGO, spoke regarding needed Taxi and TNC operational improvements at the Airport.

RECOMMENDATION: Adopt Resolution No. 2017-0022, appointing an interim President /CEO.

ACTION: Moved by Chairman Boling and seconded by Board Member Gleason to approve the appointment of Angela Shafer-Payne as Interim President/CEO of the San Diego County Regional Airport Authority under the terms outlined above. Motion carried by the following Vote: YES – Boling, Cox, Desmond, Gleason, Janney, Robinson, Schumacher; Sessom; NO – None; ABSENT – Kersey (Weighted Vote Points: YES – 87; NO – 0; ABSENT – 13).

BOARD AND COMMITTEE MEMBER COMMENTS: None.

ADJOURNMENT: The meeting was adjourned at 10:43 a.m.

APPROVED BY A MOTION OF THE SAN DIEGO COUNTY REGIONAL AIRPORT AUTHORITY EXECUTIVE COMMITTEE THIS 24th DAY OF APRIL, 2017.

TONY R. RUSSELL
DIRECTOR, CORPORATE &
INFORMATION GOVERNANCE/
AUTHORITY CLERK

APPROVED AS TO FORM:

AMY GONZALEZ
GENERAL COUNSEL

SAN DIEGO COUNTY REGIONAL AIRPORT AUTHORITY
Statements of Net Position
as of March 31, 2017
(Unaudited)
Revised

ASSETS

	March	
	2017	2016
Current assets:		
Cash and investments ⁽¹⁾	\$ 97,024,498	\$ 67,781,969
Tenant lease receivable, net of allowance of 2017: (\$218,877) and 2016: (\$224,404)	8,826,784	6,561,203
Grants receivable	3,055,184	6,812,309
Notes receivable-current portion	1,705,491	1,608,986
Prepaid expenses and other current assets	7,299,640	7,436,291
Total current assets	117,911,597	90,200,758
Cash designated for capital projects and other ⁽¹⁾	26,623,781	37,729,375
Restricted assets:		
Cash and investments:		
Bonds reserve ⁽¹⁾	57,872,255	56,867,703
Passenger facility charges and interest unapplied ⁽¹⁾	66,920,004	70,186,885
Customer facility charges and interest unapplied ⁽¹⁾	33,893,213	36,543,270
SBD Bond Guarantee ⁽¹⁾	4,000,000	4,000,000
Bond proceeds held by trustee ⁽¹⁾	142,693,412	181,186,123
Variable rate debt interest held by Trustee ⁽¹⁾	91,560	-
Passenger facility charges receivable	6,004,449	4,577,215
Customer facility charges receivable	3,973,127	4,940,258
OCIP insurance reserve	2,697,635	3,772,465
Total restricted assets	318,145,655	362,073,919
Noncurrent assets:		
Capital assets:		
Land and land improvements	110,139,441	83,598,180
Runways, roads and parking lots	590,788,831	589,521,475
Buildings and structures	1,410,692,378	1,410,938,006
Machinery and equipment	48,951,072	42,849,141
Vehicles	15,415,503	14,552,937
Office furniture and equipment	33,356,892	32,395,071
Works of art	9,703,081	8,103,463
Construction-in-progress	202,510,000	155,338,638
	2,421,557,198	2,337,296,911
Less accumulated depreciation	(881,243,002)	(793,126,210)
Total capital assets, net	1,540,314,196	1,544,170,701
Other assets:		
Notes receivable - long-term portion	33,774,891	35,553,713
Investments-long-term portion ⁽¹⁾	174,043,207	125,828,057
Security deposit	349,943	349,943
Total other assets	208,168,041	161,731,713
Deferred outflows of resources:		
Deferred pension contributions	6,070,088	6,019,409
Total assets and deferred outflows of resources	\$ 2,217,233,358	\$ 2,201,925,875

⁽¹⁾ Total cash and investments, \$603,161,930 for 2017 and \$580,123,382 for 2016

SAN DIEGO COUNTY REGIONAL AIRPORT AUTHORITY
Statements of Net Position
as of March 31, 2017
(Unaudited)
Revised

LIABILITIES AND NET POSITION

	March	
	2017	2016
Current liabilities:		
Accounts payable and accrued liabilities	\$ 37,318,813	\$ 48,693,630
Deposits and other current liabilities	8,911,270	8,419,893
Total current liabilities	46,230,083	57,113,523
Current liabilities - payable from restricted assets:		
Current portion of long-term debt	11,585,000	11,090,000
Accrued interest on bonds and variable debt	16,351,854	16,476,903
Total liabilities payable from restricted assets	27,936,854	27,566,903
Long-term liabilities:		
Variable debt	56,831,000	38,705,000
Other long-term liabilities	10,312,873	5,949,966
Long term debt - bonds net of amortized premium	1,277,047,555	1,292,808,546
Total long-term liabilities	1,344,191,428	1,337,463,512
Total liabilities	1,418,358,365	1,422,143,938
Deferred inflows of resources:		
Deferred pension investment gains	1,807,420	8,167,978
Total liabilities and deferred inflows of resources	\$ 1,420,165,785	\$ 1,430,311,916
Net Position:		
Invested in capital assets, net of related debt	329,978,289	374,920,018
Other restricted	175,159,753	180,466,432
Unrestricted:		
Designated	26,623,781	37,729,375
Undesignated	265,305,750	178,498,134
Total Net Position	\$ 797,067,573	\$ 771,613,959

SAN DIEGO COUNTY REGIONAL AIRPORT AUTHORITY
Statements of Revenues, Expenses, and Changes in Net Position
For the Month Ended March 31, 2017
(Unaudited)
Revised

	Budget	Actual	Variance Favorable (Unfavorable)	% Change	Prior Year
Operating revenues:					
Aviation revenue:					
Landing fees ¹	\$ 2,244,583	\$ 962,610	\$ (1,281,973)	(57)%	\$ 2,199,653
Aircraft parking Fees	242,304	242,299	(5)	-	221,525
Building rentals	4,578,180	4,603,776	25,596	1%	4,474,171
Security surcharge	2,488,129	2,486,660	(1,469)	-	2,304,985
CUPPS Support Charges	103,761	103,646	(115)	-	100,545
Other aviation revenue	134,552	134,380	(172)	-	132,187
Terminal rent non-airline	103,182	130,355	27,173	26%	113,038
Terminal concessions	2,047,288	2,104,124	56,836	3%	2,138,803
Rental car license fees	2,520,518	2,419,633	(100,885)	(4)%	2,518,731
Rental car center cost recovery	182,887	187,996	5,109	3%	147,654
License fees other	387,852	386,007	(1,845)	(0)%	383,061
Parking revenue	3,209,221	3,268,325	59,104	2%	3,377,360
Ground transportation permits and citations	494,292	691,715	197,423	40%	397,402
Ground rentals	1,548,570	1,535,254	(13,316)	(1)%	1,615,990
Grant reimbursements	18,676	(47,200)	(65,876)	(353)%	24,800
Other operating revenue	62,690	64,095	1,405	2%	54,595
Total operating revenues	20,366,685	19,273,675	(1,093,010)	(5)%	20,204,500
Operating expenses:					
Salaries and benefits	4,816,300	4,845,544	(29,244)	(1)%	4,485,590
Contractual services	3,799,714	3,870,427	(70,713)	(2)%	3,086,644
Safety and security	2,978,221	2,940,724	37,497	1%	2,843,081
Space rental	849,288	848,997	291	-	869,139
Utilities	906,418	1,037,107	(130,689)	(14)%	728,678
Maintenance	1,178,851	1,010,256	168,595	14%	480,300
Equipment and systems	52,865	61,867	(9,002)	(17)%	17,642
Materials and supplies	42,710	62,751	(20,041)	(47)%	36,143
Insurance	77,388	78,596	(1,208)	(2)%	78,592
Employee development and support	152,547	177,381	(24,834)	(16)%	131,225
Business development	187,369	275,100	(87,731)	(47)%	468,096
Equipment rentals and repairs	260,602	238,526	22,076	8%	640,951
Total operating expenses	15,302,273	15,447,276	(145,003)	(1)%	13,866,081
Depreciation	7,594,878	7,594,878	-	-	7,664,912
Operating income (loss)	(2,530,466)	(3,768,479)	(1,238,013)	(49)%	(1,326,493)
Nonoperating revenue (expenses):					
Passenger facility charges	4,012,538	3,597,855	(414,683)	(10)%	3,838,796
Customer facility charges (Rental Car Center)	3,594,579	3,333,969	(260,610)	(7)%	3,045,550
Quieter Home Program	(326,393)	(54,584)	271,809	83%	(416,408)
Interest income	541,205	667,447	126,242	23%	223,129
BAB interest rebate	385,935	385,851	(84)	(0)%	385,851
Interest expense	(5,618,334)	(5,135,132)	483,202	9%	(4,558,690)
Bond amortization costs	344,502	344,502	-	-	352,077
Other nonoperating income (expenses)	(833)	(148,022)	(147,189)	-	437,193
Nonoperating revenue, net	2,933,199	2,991,886	58,687	2%	3,307,498
Change in net position before capital grant contributions	402,733	(776,593)	(1,179,326)	(293)%	1,981,005
Capital grant contributions	149,667	289,903	140,236	94%	14,369
Change in net position	\$ 552,400	\$ (486,690)	\$ (1,039,090)	188%	\$ 1,995,374

¹ Includes \$1.4 M reduction in rates, fees and charges on landing fees due to operating expense savings for first nine months, recorded March 2017.

SAN DIEGO COUNTY REGIONAL AIRPORT AUTHORITY
Statements of Revenues, Expenses, and Changes in Net Position
For the Nine Months Ended March 31, 2017 and 2016
(Unaudited)
Revised

	Budget	Actual	Variance Favorable (Unfavorable)	% Change	Prior Year
Operating revenues:					
Aviation revenue:					
Landing fees ¹	\$ 19,720,131	\$ 18,930,838	\$ (789,293)	(4)%	\$ 18,622,812
Aircraft parking fees	2,180,735	2,180,691	(44)	-	2,027,602
Building rentals	41,188,006	41,245,811	57,805	-	39,816,703
Security surcharge	22,393,161	22,365,950	(27,211)	-	19,958,976
CUPPS Support Charges	933,848	931,794	(2,054)	-	904,905
Other aviation revenue	1,212,824	1,214,647	1,823	-	1,203,922
Terminal rent non-airline	932,194	1,154,985	222,791	24%	700,570
Terminal concessions	17,586,386	18,904,355	1,317,969	7%	17,479,900
Rental car license fees	19,735,894	21,406,825	1,670,931	8%	19,659,742
Rental car center cost recovery	1,645,981	1,653,693	7,712	-	347,687
License fees other	3,244,399	3,570,859	326,460	10%	3,272,803
Parking revenue	30,548,442	30,620,377	71,935	0%	31,737,345
Ground transportation permits and citations	4,699,431	5,895,423	1,195,992	25%	3,937,689
Ground rentals	13,937,131	13,864,877	(72,254)	-	10,571,717
Grant reimbursements	165,076	147,200	(17,876)	(11)%	219,930
Other operating revenue	564,216	1,134,966	570,750	101%	616,131
Total operating revenues	180,687,855	185,223,291	4,535,436	3%	171,078,434
Operating expenses:					
Salaries and benefits	34,024,917	32,812,217	1,212,700	4%	32,098,280
Contractual services	33,263,788	32,661,862	601,926	2%	27,171,546
Safety and security	21,598,562	20,756,180	842,382	4%	19,561,187
Space rental	7,643,588	7,642,437	1,151	-	7,760,418
Utilities	9,742,306	8,226,029	1,516,277	16%	8,640,933
Maintenance	10,282,064	10,334,907	(52,843)	(1)%	9,565,453
Equipment and systems	266,621	307,399	(40,778)	(15)%	374,733
Materials and supplies	332,212	440,366	(108,154)	(33)%	360,302
Insurance	699,593	720,247	(20,654)	(3)%	710,391
Employee development and support	1,030,453	979,730	50,723	5%	882,935
Business development	1,783,415	1,644,766	138,649	8%	1,696,467
Equipment rentals and repairs	2,754,944	2,303,652	451,292	16%	2,465,508
Total operating expenses	123,422,463	118,829,792	4,592,671	4%	111,288,153
Depreciation	68,783,361	68,783,360	1	-	61,546,227
Operating income (loss)	(11,517,969)	(2,389,861)	9,128,106		(1,755,946)
Nonoperating revenue (expenses):					
Passenger facility charges	30,922,959	30,599,237	(323,722)	-	29,918,177
Customer facility charges (Rental Car Center)	26,796,007	26,048,049	(747,958)	(3)%	24,872,458
Quieter Home Program	(2,194,311)	(605,598)	1,588,713	72%	(2,799,520)
Interest income	4,938,388	5,772,485	834,097	17%	4,458,238
BAB interest rebate	3,473,414	3,483,155	9,741	-	3,485,653
Interest expense	(50,188,471)	(46,062,356)	4,126,115	8%	(44,144,056)
Bond amortization costs	3,123,487	3,123,487	-	-	3,190,744
Other nonoperating income (expenses)	(7,497)	(2,109,969)	(2,102,472)	-	1,345,582
Nonoperating revenue, net	16,863,976	20,248,490	3,384,514	20%	20,327,276
Change in net position before capital grant contributions	5,346,007	17,858,629	12,512,620	234%	18,571,330
Capital grant contributions	900,998	1,535,883	634,885	70%	10,297,872
Change in net position	\$ 6,247,005	\$ 19,394,512	\$ 13,147,507	210%	\$ 28,869,202

¹ Includes \$1.4 M reduction in rates, fees and charges on landing fees due to operating expense savings for first nine months, recorded March 2017.



San Diego County Regional Airport Authority
Authority Detail Income Statement - Supplemental Schedule
 For the nine months ended March 31, 2017
 (Unaudited)

Print Date: 4/12/2017
 Print Time: 12:11:38PM
 Report ID: GL0012

	Month to Date					Year to Date				
	Budget	Actual	Variance Favorable (Unfavorable)	Variance Percent	Prior Year Actual	Budget	Actual	Variance Favorable (Unfavorable)	Variance Percent	Prior Year Actual
Landing Fees										
41112 - Landing Fees - Signatory	\$2,254,322	\$1,004,787	\$(1,249,535)	(55)	\$2,203,873	\$19,829,926	\$19,192,833	\$(637,093)	(3)	\$18,739,455
41113 - Landing Fee Rebate	(9,739)	(42,177)	(32,438)	(333)	(4,220)	(109,795)	(261,995)	(152,200)	(139)	(116,643)
Total Landing Fees	2,244,583	962,610	(1,281,973)	(57)	2,199,653	19,720,130	18,930,837	(789,293)	(4)	18,622,812
Aircraft Parking Fees										
41150 - Terminal Aircraft Parking	208,381	208,376	(5)	0	194,400	1,875,432	1,875,388	(44)	0	1,749,596
41155 - Remote Aircraft Parking	33,923	33,923	0	0	27,126	305,303	305,303	0	0	278,006
Total Aircraft Parking Fees	242,304	242,299	(5)	0	221,525	2,180,735	2,180,691	(44)	0	2,027,602
Building and Other Rents										
41210 - Terminal Rent	4,507,685	4,543,023	35,338	1	4,415,766	40,569,167	40,634,354	65,188	0	39,271,876
41215 - Federal Inspection Services	70,494	60,753	(9,741)	(14)	58,403	618,839	611,457	(7,382)	(1)	544,827
Total Building and Other Rents	4,578,179	4,603,776	25,597	1	4,474,169	41,188,006	41,245,811	57,806	0	39,816,703
Security Surcharge										
41310 - Airside Security Charges	613,108	612,707	(401)	0	561,643	5,517,975	5,511,485	(6,490)	0	4,875,502
41320 - Terminal Security Charge	1,875,021	1,873,953	(1,068)	0	1,743,342	16,875,186	16,854,465	(20,721)	0	15,083,474
Total Security Surcharge	2,488,129	2,486,660	(1,469)	0	2,304,985	22,393,161	22,365,950	(27,211)	0	19,958,976
CUPPS Support Charges										
41400 - CUPPS Support Charges	103,761	103,646	(115)	0	100,545	933,848	931,794	(2,055)	0	904,905
Total CUPPS Support Charges	103,761	103,646	(115)	0	100,545	933,848	931,794	(2,055)	0	904,905
Other Aviation Revenue										
43100 - Fuel Franchise Fees	15,601	15,429	(172)	(1)	13,236	142,265	144,088	1,823	1	133,363
43105 - New Capital Recovery	118,951	118,951	0	0	118,951	1,070,559	1,070,559	0	0	1,070,559
Total Other Aviation Revenue	134,552	134,380	(172)	0	132,187	1,212,824	1,214,647	1,823	0	1,203,922
Non-Airline Terminal Rents										
45010 - Terminal Rent - Non-Airline	103,182	130,355	27,173	26	113,038	932,194	1,154,985	222,791	24	700,570
Total Non-Airline Terminal Rents	103,182	130,355	27,173	26	113,038	932,194	1,154,985	222,791	24	700,570

San Diego County Regional Airport Authority
Authority Detail Income Statement - Supplemental Schedule
For the nine months ended March 31, 2017
(Unaudited)

Print Date: 4/12/2017
Print Time: 12:11:38PM
Report ID: GL0012

	Month to Date					Year to Date				
	Budget	Actual	Variance Favorable (Unfavorable)	Variance Percent	Prior Year Actual	Budget	Actual	Variance Favorable (Unfavorable)	Variance Percent	Prior Year Actual
Concession Revenue										
45111 - Term Concessions-Food & Bev	\$863,165	\$920,975	\$57,811	7	\$1,035,363	\$7,345,333	\$8,038,116	\$692,783	9	\$7,401,620
45112 - Terminal Concessions - Retail	557,779	610,029	52,251	9	549,062	4,757,131	5,267,987	510,856	11	4,661,887
45113 - Term Concessions - Other	257,708	238,427	(19,281)	(7)	227,743	2,299,356	2,599,369	300,013	13	2,470,096
45114 - Term Concessions Space Rents	71,969	72,591	621	1	71,170	647,723	653,315	5,592	1	641,483
45115 - Term Concessions Cost Recovery	120,162	80,560	(39,601)	(33)	80,043	978,893	762,466	(216,427)	(22)	773,954
45116 - Rec Distr Center Cost Recovery	127,172	128,364	1,193	1	122,467	1,144,546	1,131,749	(12,797)	(1)	1,114,873
45117 - Concessions Marketing Program	49,333	53,178	3,845	8	52,955	413,404	451,353	37,949	9	415,987
45120 - Rental car license fees	2,520,518	2,419,633	(100,885)	(4)	2,518,731	19,735,894	21,406,825	1,670,931	8	19,659,742
45121 - Rental Car Center Cost Recover	182,887	187,996	5,109	3	147,654	1,645,981	1,653,693	7,712	0	347,687
45130 - License Fees - Other	387,852	386,007	(1,845)	0	383,061	3,244,399	3,570,859	326,460	10	3,272,803
Total Concession Revenue	5,138,545	5,097,761	(40,784)	(1)	5,188,249	42,212,660	45,535,732	3,323,072	8	40,760,133
Parking and Ground Transportat										
45210 - Parking	3,209,221	3,268,325	59,104	2	3,377,360	30,548,442	30,620,377	71,935	0	31,737,345
45220 - AVI fees	485,911	653,216	167,304	34	362,612	4,131,372	5,105,671	974,299	24	2,807,122
45240 - Ground Transportation Pe	0	22,117	22,117	0	7,308	492,626	635,339	142,712	29	947,589
45250 - Citations	8,381	16,382	8,001	95	27,482	75,433	154,413	78,980	105	182,978
Total Parking and Ground Transportat	3,703,513	3,960,039	256,526	7	3,774,761	35,247,873	36,515,800	1,267,926	4	35,675,033
Ground Rentals										
45310 - Ground Rental - Fixed	1,548,570	1,535,255	(13,315)	(1)	1,615,990	13,937,131	13,864,877	(72,254)	(1)	10,549,143
45320 - Ground Rental - Percenta	0	0	0	0	0	0	0	0	0	22,574
Total Ground Rentals	1,548,570	1,535,255	(13,315)	(1)	1,615,990	13,937,131	13,864,877	(72,254)	(1)	10,571,717
Grant Reimbursements										
45410 - TSA Reimbursements	18,676	(47,200)	(65,876)	(353)	24,800	165,076	147,200	(17,876)	(11)	219,930
Total Grant Reimbursements	18,676	(47,200)	(65,876)	(353)	24,800	165,076	147,200	(17,876)	(11)	219,930

San Diego County Regional Airport Authority
Authority Detail Income Statement - Supplemental Schedule
For the nine months ended March 31, 2017
(Unaudited)

Print Date: 4/12/2017
Print Time: 12:11:38PM
Report ID: GL0012

	Month to Date					Year to Date				
	Budget	Actual	Variance Favorable (Unfavorable)	Variance Percent	Prior Year Actual	Budget	Actual	Variance Favorable (Unfavorable)	Variance Percent	Prior Year Actual
Other Operating Revenue										
45510 - Finger Printing Fee	\$17,605	\$18,473	\$868	5	\$16,492	\$158,448	\$147,109	\$(11,339)	(7)	\$151,415
45520 - Utilities Reimbursements	19,427	19,427	0	0	18,416	174,840	174,840	0	0	165,742
45530 - Miscellaneous Other Reve	4,274	1,675	(2,598)	(61)	1,377	38,463	579,469	541,006	1,407	94,504
45540 - Service Charges	7,314	11,011	3,697	51	9,785	65,825	83,217	17,392	26	75,613
45570 - FBO Landing Fees	14,071	13,508	(563)	(4)	8,525	126,640	146,851	20,212	16	120,537
45580 - Equipment Rental	0	0	0	0	0	0	3,480	3,480	0	8,320
Total Other Operating Revenue	62,691	64,094	1,403	2	54,595	564,216	1,134,966	570,750	101	616,131
Total Operating Revenue	20,366,686	19,273,676	(1,093,009)	(5)	20,204,498	180,687,855	185,223,290	4,535,435	3	171,078,433
Personnel Expenses										
Salaries										
51110 - Salaries & Wages	4,032,451	3,402,168	630,283	16	3,291,663	26,222,622	21,518,978	4,703,644	18	20,893,740
51210 - Paid Time Off	0	273,177	(273,177)	0	270,661	0	2,071,364	(2,071,364)	0	2,011,753
51220 - Holiday Pay	0	51,620	(51,620)	0	58,422	0	602,847	(602,847)	0	723,413
51240 - Other Leave With Pay	0	17,514	(17,514)	0	8,903	0	83,210	(83,210)	0	87,587
51250 - Special Pay	0	196,483	(196,483)	0	72,641	0	682,301	(682,301)	0	600,678
Total Salaries	4,032,451	3,940,962	91,489	2	3,702,290	26,222,622	24,958,700	1,263,922	5	24,317,171
52110 - Overtime	60,091	71,420	(11,330)	(19)	63,984	494,071	522,549	(28,478)	(6)	526,538
Benefits										
54110 - FICA Tax	311,362	297,700	13,663	4	281,030	1,918,047	1,787,310	130,737	7	1,746,363
54120 - Unemployment Insurance-S	0	0	0	0	0	0	66,357	(66,357)	0	34,398
54130 - Workers Compensation Ins	34,294	21,496	12,798	37	(29,844)	222,910	147,831	75,079	34	88,945
54135 - Workers Comp Incident Expense	0	5,048	(5,048)	0	1,641	0	61,863	(61,863)	0	29,900
54210 - Medical Insurance	384,716	306,673	78,043	20	396,427	3,360,672	3,006,919	353,753	11	2,994,755
54220 - Dental Insurance	27,522	25,858	1,664	6	26,121	247,184	233,698	13,487	5	231,006
54230 - Vision Insurance	3,376	3,212	164	5	3,208	30,386	28,748	1,638	5	28,416
54240 - Life Insurance	8,615	8,543	72	1	7,830	77,534	74,837	2,696	3	69,879
54250 - Short Term Disability	9,584	9,978	(393)	(4)	9,778	86,258	89,670	(3,412)	(4)	86,627
54310 - Retirement	516,387	474,759	41,628	8	481,573	4,647,484	4,223,408	424,077	9	4,254,627
54315 - Retiree	174,548	174,400	148	0	95,150	1,570,936	1,567,350	3,586	0	1,766,750
54410 - Taxable Benefits	0	0	0	0	0	0	20,630	(20,630)	0	19,562
54430 - Accrued Vacation	0	83,464	(83,464)	0	68,940	0	(160,137)	160,137	0	109,354
Total Benefits	1,470,405	1,411,129	59,276	4	1,341,854	12,161,411	11,148,485	1,012,926	8	11,460,580

San Diego County Regional Airport Authority
Authority Detail Income Statement - Supplemental Schedule
For the nine months ended March 31, 2017
(Unaudited)

Print Date: 4/12/2017
Print Time: 12:11:38PM
Report ID: GL0012

	Month to Date					Year to Date				
	Budget	Actual	Variance Favorable (Unfavorable)	Variance Percent	Prior Year Actual	Budget	Actual	Variance Favorable (Unfavorable)	Variance Percent	Prior Year Actual
Cap Labor/Burden/OH Recharge										
54510 - Capitalized Labor Recha	\$(670,480)	\$(144,541)	\$(525,938)	(78)	\$(101,512)	\$(4,358,118)	\$(762,432)	\$(3,595,687)	(83)	\$(771,981)
54515 - Capitalized Burden Rech	0	(46,967)	46,967	0	(36,219)	0	(280,078)	280,078	0	(293,695)
54599 - OH Contra	0	(369,651)	369,651	0	(417,646)	0	(2,590,166)	2,590,166	0	(2,586,971)
Total Cap Labor/Burden/OH Recharge	(670,480)	(561,159)	(109,321)	(16)	(555,377)	(4,358,118)	(3,632,676)	(725,442)	(17)	(3,652,647)
QHP Labor/Burden/OH Recharge										
54520 - QHP Labor Recharge	(76,164)	(11,491)	(64,673)	(85)	(46,009)	(495,069)	(59,979)	(435,091)	(88)	(272,548)
54525 - QHP Burden Recharge	0	(4,066)	4,066	0	(17,565)	0	(24,498)	24,498	0	(115,898)
54526 - QHP OH Contra Acct	0	0	0	0	(3,590)	0	(99,109)	99,109	0	(165,522)
Total QHP Labor/Burden/OH Recharge	(76,164)	(15,557)	(60,608)	(80)	(67,163)	(495,069)	(183,586)	(311,483)	(63)	(553,968)
MM&JS Labor/Burden/OH Recharge										
54530 - MM & JS Labor Recharge	0	(1,254)	1,254	0	0	0	(1,254)	1,254	0	(1,488)
54531 - Joint Studies - Labor	0	0	0	0	0	0	0	0	0	2,092
54535 - MM & JS Burden Recharge	0	0	0	0	0	0	0	0	0	(500)
54536 - Maintenance-Burden	0	0	0	0	0	0	0	0	0	500
Total MM&JS Labor/Burden/OH Recharge	0	(1,254)	1,254	0	0	0	(1,254)	1,254	0	605
Total Personnel Expenses	4,816,302	4,845,542	(29,239)	(1)	4,485,587	34,024,917	32,812,218	1,212,699	4	32,098,279
Non-Personnel Expenses										
Contract Services										
61100 - Temporary Staffing	24,674	29,394	(4,720)	(19)	39,863	116,751	301,019	(184,268)	(158)	276,950
61110 - Auditing Services	2,000	0	2,000	100	33,000	155,800	154,800	1,000	1	174,949
61120 - Legal Services	66,000	121,179	(55,179)	(84)	(71,916)	594,000	402,788	191,212	32	78,571
61130 - Services - Professional	1,130,439	1,176,946	(46,508)	(4)	886,331	9,659,145	9,326,915	332,231	3	8,838,107
61150 - Outside Svs - Other	300,423	299,320	1,103	0	300,530	2,787,801	2,490,757	297,044	11	2,526,079
61160 - Services - Custodial	2,424,377	2,299,078	125,300	5	2,144,962	21,233,819	20,604,779	629,040	3	15,902,148
61190 - Receiving & Dist Cntr Services	134,611	135,425	(814)	(1)	129,551	1,195,588	1,192,292	3,295	0	1,173,445
61990 - OH Contra	(282,810)	(190,914)	(91,896)	(32)	(375,676)	(2,479,116)	(1,811,488)	(667,628)	(27)	(1,798,703)
Total Contract Services	3,799,713	3,870,427	(70,715)	(2)	3,086,645	33,263,788	32,661,863	601,925	2	27,171,547

San Diego County Regional Airport Authority
Authority Detail Income Statement - Supplemental Schedule
For the nine months ended March 31, 2017
(Unaudited)

Print Date: 4/12/2017
Print Time: 12:11:38PM
Report ID: GL0012

	Month to Date					Year to Date				
	Budget	Actual	Variance Favorable (Unfavorable)	Variance Percent	Prior Year Actual	Budget	Actual	Variance Favorable (Unfavorable)	Variance Percent	Prior Year Actual
Safety and Security										
61170 - Services - Fire, Police,	\$495,720	\$466,661	\$29,058	6	\$476,390	\$4,461,477	\$4,177,813	\$283,663	6	\$4,505,428
61180 - Services - SDUPD-Harbor	2,114,167	2,108,413	5,754	0	2,026,768	13,742,085	13,058,551	683,533	5	12,149,555
61185 - Guard Services	278,333	224,933	53,401	19	236,427	2,335,000	2,411,377	(76,377)	(3)	2,215,210
61188 - Other Safety & Security Serv	90,000	140,716	(50,716)	(56)	103,495	1,060,000	1,108,439	(48,439)	(5)	690,994
Total Safety and Security	2,978,220	2,940,723	37,497	1	2,843,080	21,598,561	20,756,181	842,380	4	19,561,187
Space Rental										
62100 - Rent	849,288	848,997	291	0	869,139	7,643,588	7,642,437	1,151	0	7,760,418
Total Space Rental	849,288	848,997	291	0	869,139	7,643,588	7,642,437	1,151	0	7,760,418
Utilities										
63100 - Telephone & Other Commun	36,028	171,322	(135,294)	(376)	28,029	323,771	492,791	(169,019)	(52)	292,872
63110 - Utilities - Gas & Electr	792,285	792,285	0	0	614,126	8,688,253	6,967,146	1,721,108	20	7,619,765
63120 - Utilities - Water	78,105	74,121	3,984	5	86,523	730,282	769,260	(38,978)	(5)	728,296
63190 - OH Contra	0	(620)	620	0	0	0	(3,168)	3,168	0	0
Total Utilities	906,418	1,037,108	(130,691)	(14)	728,678	9,742,306	8,226,028	1,516,278	16	8,640,933
Maintenance										
64100 - Facilities Supplies	91,900	115,528	(23,628)	(26)	67,773	693,300	690,654	2,646	0	656,084
64110 - Maintenance - Annual R	854,951	690,899	164,051	19	537,779	7,544,536	7,320,849	223,687	3	7,162,469
64122 - Contractor Labor	0	0	0	0	0	0	689	(689)	0	0
64123 - Contractor Burden	0	0	0	0	0	0	877	(877)	0	0
64124 - Maintenance-Overhead	0	30	(30)	0	81	0	365	(365)	0	34
64125 - Major Maintenance - Mat	152,000	163,064	(11,064)	(7)	(133,293)	1,624,228	2,030,172	(405,944)	(25)	1,078,891
64127 - Contract Overhead (co	0	0	0	0	0	0	2,765	(2,765)	0	394
64140 - Refuse & Hazardous Waste	80,000	40,736	39,264	49	7,960	420,000	288,536	131,464	31	667,581
Total Maintenance	1,178,851	1,010,257	168,594	14	480,301	10,282,064	10,334,907	(52,843)	(1)	9,565,453
Equipment and Systems										
65100 - Equipment & Systems	54,881	64,068	(9,187)	(17)	17,747	285,661	314,927	(29,265)	(10)	376,221
65101 - OH Contra	(2,016)	(2,201)	185	9	(105)	(19,040)	(7,528)	(11,512)	(60)	(1,488)
Total Equipment and Systems	52,865	61,867	(9,002)	(17)	17,642	266,621	307,399	(40,778)	(15)	374,732

San Diego County Regional Airport Authority
Authority Detail Income Statement - Supplemental Schedule
For the nine months ended March 31, 2017
(Unaudited)

Print Date: 4/12/2017
Print Time: 12:11:38PM
Report ID: GL0012

	Month to Date					Year to Date				
	Budget	Actual	Variance Favorable (Unfavorable)	Variance Percent	Prior Year Actual	Budget	Actual	Variance Favorable (Unfavorable)	Variance Percent	Prior Year Actual
Materials and Supplies										
65110 - Office & Operating Suppl	\$31,751	\$52,691	\$(20,940)	(66)	\$24,607	\$303,350	\$349,755	\$(46,405)	(15)	\$285,057
65120 - Safety Equipment & Suppl	13,804	11,539	2,265	16	12,758	61,018	78,072	(17,054)	(28)	83,677
65130 - Tools - Small	1,250	1,901	(651)	(52)	833	11,250	42,050	(30,800)	(274)	9,564
65199 - OH Contra	(4,096)	(3,380)	(716)	(17)	(2,054)	(43,406)	(29,511)	(13,895)	(32)	(17,996)
Total Materials and Supplies	42,709	62,752	(20,043)	(47)	36,143	332,212	440,366	(108,154)	(33)	360,302
Insurance										
67170 - Insurance - Property	40,726	40,919	(194)	0	37,184	366,532	368,275	(1,742)	0	334,655
67171 - Insurance - Liability	12,170	11,825	345	3	17,254	109,533	106,425	3,108	3	155,283
67172 - Insurance - Public Offic	11,281	11,255	26	0	11,771	102,480	102,247	233	0	106,886
67173 - Insurance Miscellaneous	13,211	14,598	(1,387)	(10)	12,384	121,048	143,300	(22,252)	(18)	113,567
Total Insurance	77,388	78,597	(1,209)	(2)	78,593	699,593	720,247	(20,653)	(3)	710,391
Employee Development and Suppo										
66120 - Awards - Service	5,500	1,591	3,909	71	2,461	66,000	51,758	14,242	22	20,280
66130 - Book & Periodicals	6,434	1,575	4,859	76	5,479	54,816	25,960	28,855	53	40,193
66220 - Permits/Certificates/Lic	23,531	35,945	(12,414)	(53)	11,608	172,667	177,724	(5,057)	(3)	117,054
66260 - Recruiting	1,620	57,778	(56,158)	(3,467)	1,537	14,590	132,365	(117,775)	(807)	13,914
66280 - Seminars & Training	63,166	36,909	26,257	42	48,815	341,725	269,232	72,493	21	317,109
66290 - Transportation	13,215	10,869	2,346	18	12,265	119,219	104,337	14,881	12	107,246
66299 - OH Contra	(5,376)	(2,867)	(2,509)	(47)	(8,799)	(42,434)	(26,585)	(15,849)	(37)	(26,844)
66305 - Travel-Employee Developm	34,523	28,614	5,909	17	37,222	205,621	189,569	16,053	8	203,682
66310 - Tuition	5,000	3,007	1,993	40	6,181	45,000	20,630	24,370	54	35,430
66320 - Uniforms	4,933	3,959	974	20	14,456	53,249	34,740	18,509	35	54,871
Total Employee Development and Suppo	152,546	177,380	(24,834)	(16)	131,225	1,030,452	979,730	50,723	5	882,936
Business Development										
66100 - Advertising	103,704	100,279	3,425	3	70,826	773,068	625,883	147,185	19	223,542
66110 - Allowance for Bad Debts	2,500	5,645	(3,145)	(126)	41,421	7,500	1,735	5,765	77	164,942
66200 - Memberships & Dues	26,278	58,382	(32,104)	(122)	38,922	251,526	323,428	(71,902)	(29)	258,503
66230 - Postage & Shipping	2,108	4,358	(2,249)	(107)	5,228	22,620	14,771	7,849	35	15,717
66240 - Promotional Activities	35,889	77,356	(41,466)	(116)	74,827	528,546	449,895	78,651	15	459,584
66250 - Promotional Materials	3,814	5,020	(1,206)	(32)	195,213	58,455	70,411	(11,956)	(20)	418,939
66300 - Travel-Business Developm	13,076	24,059	(10,983)	(84)	41,659	141,700	158,643	(16,943)	(12)	155,240
Total Business Development	187,370	275,098	(87,728)	(47)	468,097	1,783,415	1,644,766	138,649	8	1,696,466

San Diego County Regional Airport Authority
Authority Detail Income Statement - Supplemental Schedule
For the nine months ended March 31, 2017
(Unaudited)

Print Date: 4/12/2017
Print Time: 12:11:38PM
Report ID: GL0012

	Month to Date					Year to Date				
	Budget	Actual	Variance Favorable (Unfavorable)	Variance Percent	Prior Year Actual	Budget	Actual	Variance Favorable (Unfavorable)	Variance Percent	Prior Year Actual
Equipment Rentals and Repairs										
66140 - Computer Licenses & Agre	\$9,474	\$5,822	\$3,652	39	\$66,712	\$303,986	\$278,174	\$25,812	8	\$219,776
66150 - Equipment Rental/Leasing	17,592	13,960	3,631	21	24,021	205,878	184,807	21,071	10	207,848
66160 - Tenant Improvements	60,000	91,010	(31,010)	(52)	221,694	695,000	438,127	256,873	37	551,527
66270 - Repairs - Office Equipme	175,472	181,658	(6,185)	(4)	332,472	1,724,551	1,605,839	118,712	7	1,600,653
66279 - OH Contra	(1,936)	(53,924)	51,988	2,686	(3,948)	(174,471)	(203,295)	28,824	17	(114,296)
Total Equipment Rentals and Repairs	260,602	238,526	22,077	8	640,951	2,754,943	2,303,651	451,292	16	2,465,508
Total Non-Personnel Expenses	10,485,970	10,601,732	(115,762)	(1)	9,380,494	89,397,544	86,017,575	3,379,970	4	79,189,872
Total Departmental Expenses before	15,302,272	15,447,274	(145,002)	(1)	13,866,081	123,422,461	118,829,792	4,592,669	4	111,288,151
Depreciation and Amortization										
69110 - Depreciation Expense	7,594,878	7,594,878	0	0	7,664,912	68,783,361	68,783,360	0	0	61,546,227
Total Depreciation and Amortization	7,594,878	7,594,878	0	0	7,664,912	68,783,361	68,783,360	0	0	61,546,227
Non-Operating Revenue/(Expense)										
Passenger Facility Charges										
71110 - Passenger Facility Charg	4,012,538	3,597,855	(414,682)	(10)	3,838,796	30,922,959	30,599,237	(323,721)	(1)	29,918,177
Total Passenger Facility Charges	4,012,538	3,597,855	(414,682)	(10)	3,838,796	30,922,959	30,599,237	(323,721)	(1)	29,918,177
Customer Facility Charges										
71120 - Customer facility charges (Con	3,594,579	3,333,969	(260,610)	(7)	3,045,550	26,796,007	26,048,049	(747,958)	(3)	24,872,458
Total Customer Facility Charges	3,594,579	3,333,969	(260,610)	(7)	3,045,550	26,796,007	26,048,049	(747,958)	(3)	24,872,458
Quieter Home Program										
71212 - Quieter Home - Labor	0	(11,491)	(11,491)	0	(46,009)	0	(59,979)	(59,979)	0	(272,548)
71213 - Quieter Home - Burden	0	(4,066)	(4,066)	0	(17,565)	0	(24,498)	(24,498)	0	(115,898)
71214 - Quieter Home - Overhead	0	0	0	0	(3,590)	0	(99,109)	(99,109)	0	(165,522)
71215 - Quieter Home - Material	(1,506,966)	(39,026)	1,467,940	97	(1,000,667)	(9,846,558)	(1,525,010)	8,321,548	85	(9,084,362)
71216 - Quieter Home Program	1,205,573	0	(1,205,573)	(100)	670,204	7,877,247	1,103,119	(6,774,128)	(86)	7,032,507
71217 - Contract Labor	0	0	0	0	(13)	0	(53)	(53)	0	(38,648)
71218 - Contractor Burden	0	0	0	0	(16)	0	(68)	(68)	0	(49,189)
71222 - Contractor Labor	0	0	0	0	(14,419)	0	0	0	0	(37,368)
71224 - Joint Studies Overhead	0	0	0	0	0	0	0	0	0	(2,962)
71225 - Joint Studies - Material	(25,000)	0	25,000	100	(4,334)	(225,000)	0	225,000	100	(65,530)
Total Quieter Home Program	(326,393)	(54,583)	271,811	83	(416,408)	(2,194,311)	(605,599)	1,588,712	72	(2,799,520)

San Diego County Regional Airport Authority
Authority Detail Income Statement - Supplemental Schedule
For the nine months ended March 31, 2017
(Unaudited)

Print Date: 4/12/2017
Print Time: 12:11:38PM
Report ID: GL0012

	Month to Date					Year to Date				
	Budget	Actual	Variance Favorable (Unfavorable)	Variance Percent	Prior Year Actual	Budget	Actual	Variance Favorable (Unfavorable)	Variance Percent	Prior Year Actual
Interest Income										
71310 - Interest - Investments	\$374,811	\$395,462	\$20,650	6	\$268,577	\$3,443,886	\$3,340,183	\$(103,703)	(3)	\$1,824,777
71340 - Interest - Note Receivab	166,394	166,394	0	0	174,216	1,494,502	1,494,505	3	0	1,567,836
71350 - Interest - Other	0	(680)	(680)	0	(478)	0	3,425	3,425	0	(1,337)
71360 - Interest - Bonds	0	0	0	0	0	0	0	0	0	(2,278)
71361 - Interest Income - 2010 Bonds	0	47,523	47,523	0	40,713	0	399,889	399,889	0	316,222
71363 - Interest Income - 2013 Bonds	0	30,331	30,331	0	37,966	0	278,473	278,473	0	315,632
71365 - Interest Income - 2014 Bond A	0	28,417	28,417	0	(297,865)	0	256,010	256,010	0	437,386
Total Interest Income	541,205	667,447	126,242	23	223,129	4,938,388	5,772,486	834,098	17	4,458,239
Interest income BAB's rebate										
71362 - BAB interest rebate	385,935	385,851	(84)	0	385,851	3,473,414	3,483,155	9,741	0	3,485,653
Total Interest income BAB's rebate	385,935	385,851	(84)	0	385,851	3,473,414	3,483,155	9,741	0	3,485,653
Interest Expense										
71411 - Interest Expense- 2010 Bonds	(2,559,687)	(2,559,687)	0	0	(2,595,983)	(23,037,186)	(23,037,186)	0	0	(23,363,849)
71412 - Interest Expense 2013 Bonds	(1,529,163)	(1,529,163)	0	0	(1,534,550)	(13,762,463)	(13,762,463)	0	0	(13,810,950)
71413 - Interest Expense 2014 Bond A	(1,361,768)	(1,361,768)	0	0	(1,361,768)	(12,255,908)	(12,255,908)	0	0	(12,255,908)
71420 - Interest Expense-Variable Debt	(37,391)	(58,192)	(20,801)	(56)	(30,145)	(336,517)	(338,972)	(2,455)	(1)	(225,875)
71430 - LOC Fees - C/P	(57,491)	(23,028)	34,463	60	(27,495)	(350,398)	(231,164)	119,234	34	(243,967)
71450 - Trustee Fee Bonds	0	0	0	0	0	(20,800)	(12,786)	8,014	39	(10,320)
71451 - Program Fees - Variable Debt	0	0	0	0	0	(5,000)	0	5,000	100	(3,300)
71458 - Capitalized Interest	0	452,410	452,410	0	1,048,473	0	4,097,126	4,097,126	0	6,305,353
71460 - Interest Expense - Other	0	0	0	0	0	0	(15,000)	(15,000)	0	(16,000)
71461 - Interest Expense - Cap Leases	(72,835)	(55,705)	17,129	24	(57,221)	(420,199)	(506,003)	(85,804)	(20)	(519,240)
Total Interest Expense	(5,618,333)	(5,135,132)	483,201	9	(4,558,688)	(50,188,471)	(46,062,356)	4,126,115	8	(44,144,055)
Amortization										
69210 - Amortization - Premium	344,502	344,502	0	0	352,077	3,123,487	3,123,487	0	0	3,190,744
Total Amortization	344,502	344,502	0	0	352,077	3,123,487	3,123,487	0	0	3,190,744

San Diego County Regional Airport Authority
Authority Detail Income Statement - Supplemental Schedule
For the nine months ended March 31, 2017
(Unaudited)

Print Date: 4/12/2017
Print Time: 12:11:38PM
Report ID: GL0012

	----- Month to Date -----					----- Year to Date -----				
	Budget	Actual	Variance Favorable (Unfavorable)	Variance Percent	Prior Year Actual	Budget	Actual	Variance Favorable (Unfavorable)	Variance Percent	Prior Year Actual
Other Non-Operating Income (Expense)										
71510 - Legal Settlement Income	\$0	\$0	\$0	0	\$0	\$0	\$0	\$0	0	\$2,535
71520 - Fixed Asset Disposal-Pro	0	0	0	0	0	0	0	0	0	1,144,086
71521 - Fixed Asset Disposal - L	0	0	0	0	(78,560)	0	0	0	0	(78,560)
71530 - Gain/Loss On Investments	0	(158,121)	(158,121)	0	485,521	0	(2,213,121)	(2,213,121)	0	567,430
71540 - Discounts Earned	0	4,020	4,020	0	3,354	0	18,703	18,703	0	15,720
71610 - Legal Settlement Expense	(833)	0	833	100	0	(7,497)	(9,500)	(2,003)	(27)	(374,632)
71620 - Other non-operating revenue (e	0	6,079	6,079	0	26,878	0	91,949	91,949	0	69,003
71630 - Other Non-Operating Expe	0	0	0	0	0	0	2,000	2,000	0	0
73300 - DMJM and Auth OH Clearin	0	0	0	0	0	0	0	0	0	0
Total Other Non-Operating Income (Expense)	(833)	(148,023)	(147,190)	(17,670)	437,193	(7,497)	(2,109,969)	(2,102,472)	(28,044)	1,345,582
Total Non-Operating Revenue/(Expense)	2,933,199	2,991,887	58,688	2	(3,307,500)	16,863,976	20,248,491	3,384,515	20	(20,327,278)
Capital Grant Contribution										
72100 - AIP Grants	149,667	289,903	140,236	94	14,369	900,998	1,535,883	634,885	70	10,297,872
Total Capital Grant Contribution	149,667	289,903	140,236	94	14,369	900,998	1,535,883	634,885	70	10,297,872
Total Expenses Net of Non-Operating Revenue/ (Expense)	19,814,284	19,760,362	53,922	0	18,209,124	174,440,848	165,828,779	8,612,069	5	142,209,228
Net Income/(Loss)	552,402	(486,686)	(1,039,088)	(188)	1,995,374	6,247,007	19,394,511	13,147,504	210	28,869,205
Equipment Outlay										
73200 - Equipment Outlay Expendi	(4,200)	0	4,200	100	(110,189)	(1,002,950)	(897,564)	105,386	11	(840,797)
73299 - Capitalized Equipment Co	0	0	0	0	110,189	0	897,564	897,564	0	840,797
Total Equipment Outlay	(4,200)	0	4,200	100	0	(1,002,950)	0	1,002,950	100	0



SAN DIEGO
INTERNATIONAL AIRPORT

LET'S **GO.**

Review of the Unaudited Financial Statements for the Nine Months Ended March 31, 2017 and 2016

Presented by:

Scott Brickner, CPA

Vice President, Finance and Asset Management/Treasurer

Kathy Kiefer

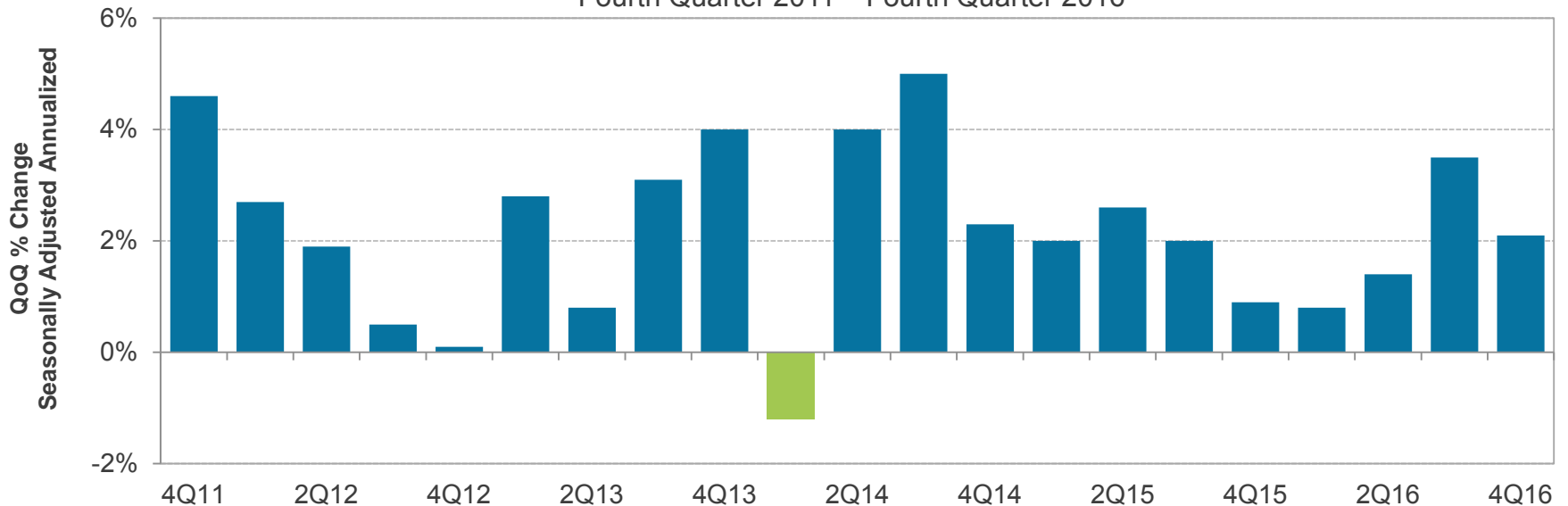
Senior Director, Finance & Asset Management

April 24, 2017

Fourth Quarter GDP

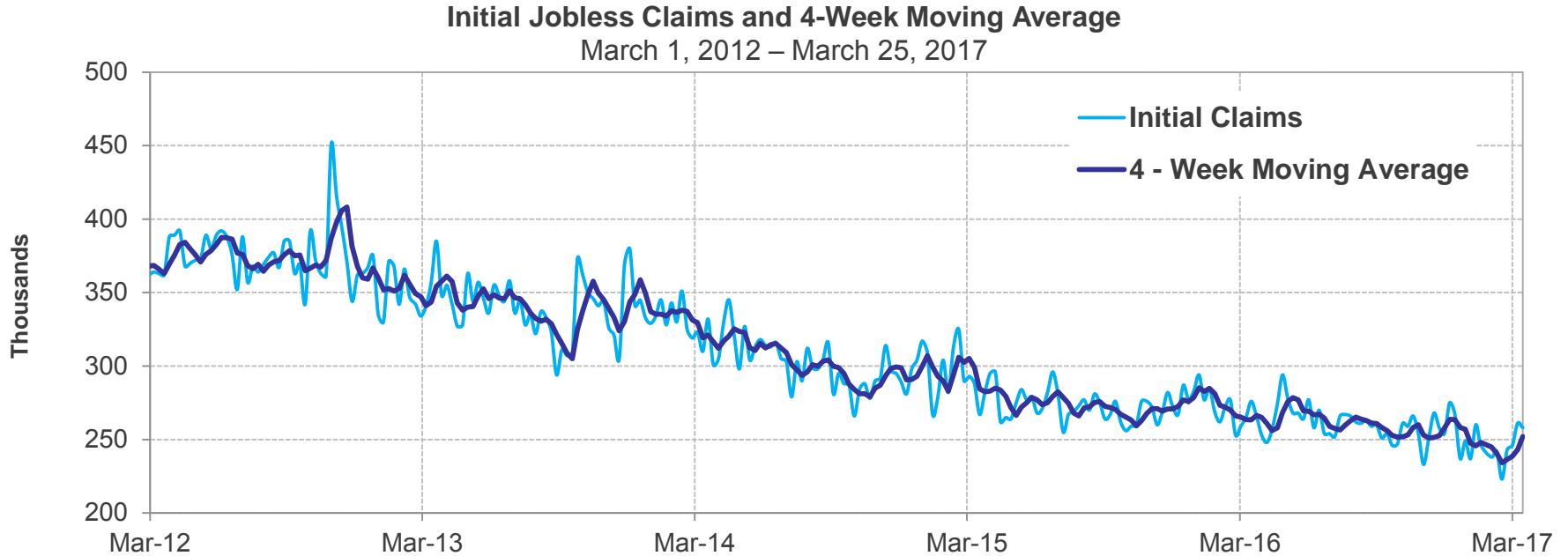
Fourth quarter GDP increased at an annual rate of 2.1% (third estimate), compared to the 3.5% increase in the third quarter. The third estimate was similar to the second estimate of 1.9%, leaving the general picture of economic growth as largely the same. In the fourth quarter, there was a slight upgrade in personal consumer expenditures and private inventory investments that were partly offset by downward revisions to nonresidential fixed investments and exports.

U.S. Gross Domestic Product (QoQ)
Fourth Quarter 2011 – Fourth Quarter 2016



Initial Claims For Unemployment

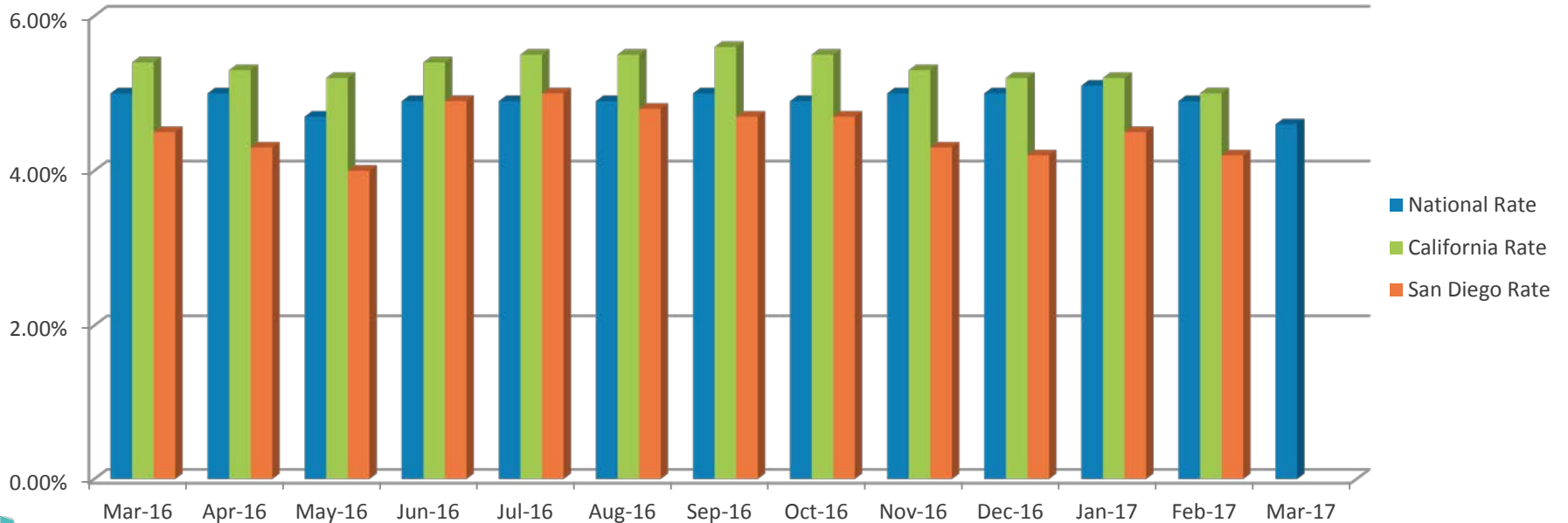
For the week of March 25th, initial claims for unemployment (seasonally adjusted) decreased by 3,000 to 258,000. The 4-week moving average, which helps smooth out some of the weekly volatility, increased by 7,720 to 254,250.



Unemployment Rates

The National unemployment rate decreased slightly from 4.9 percent in February to 4.6 percent in March. The National U-6 rate decreased to 8.9 percent in March, down from 9.2 percent in February. (March data for California and San Diego will be released at a later date.)

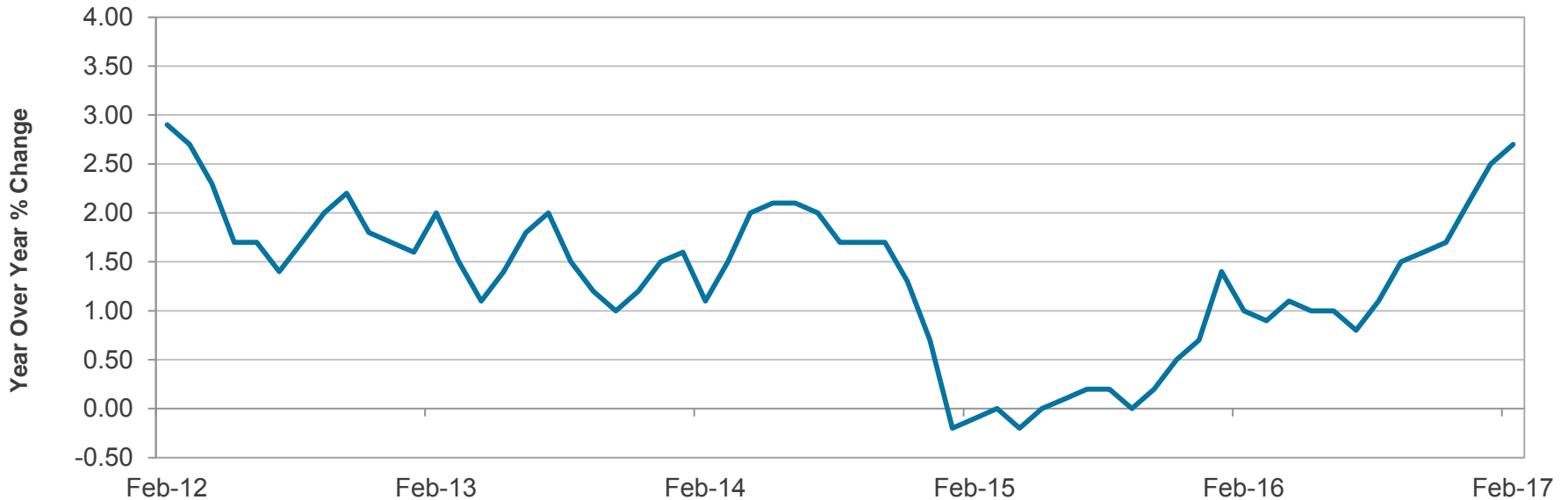
Unemployment Rates



Consumer Price Index

The Consumer Price Index (CPI) for the twelve months ending February rose by 2.70%, compared to a 2.50% increase in January. Core CPI, excluding food and energy, was slightly down 2.20% for the twelve months ending February, compared to a 2.30% increase in January.

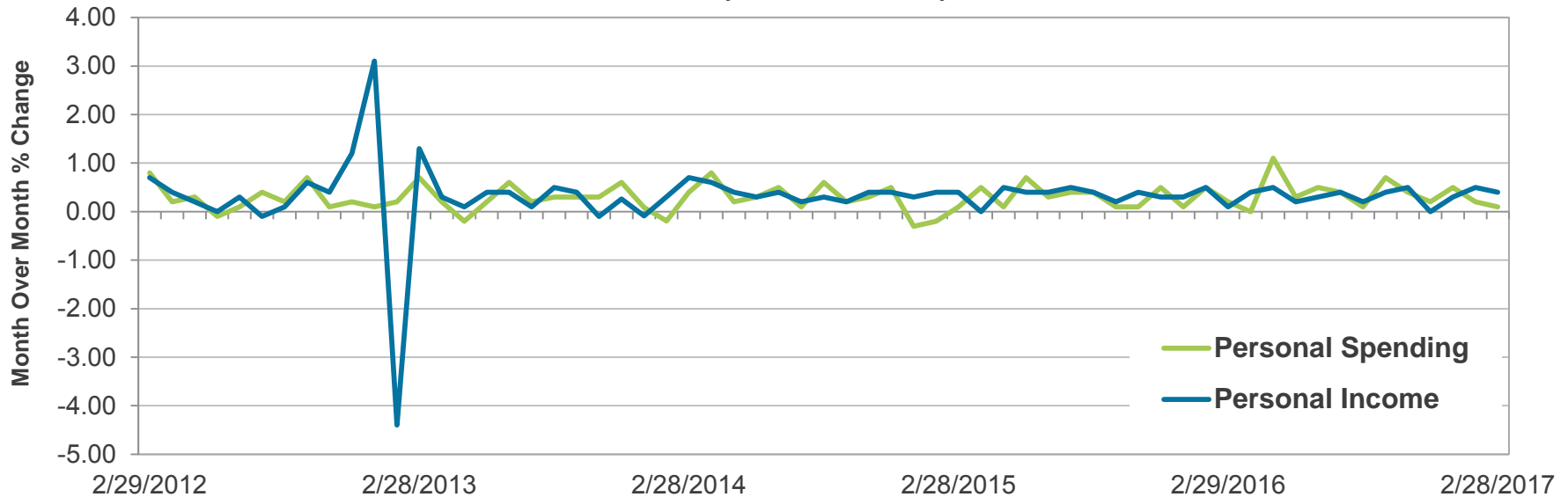
Consumer Price Index (YoY%)
February 2012 – February 2017



Personal Income and Spending

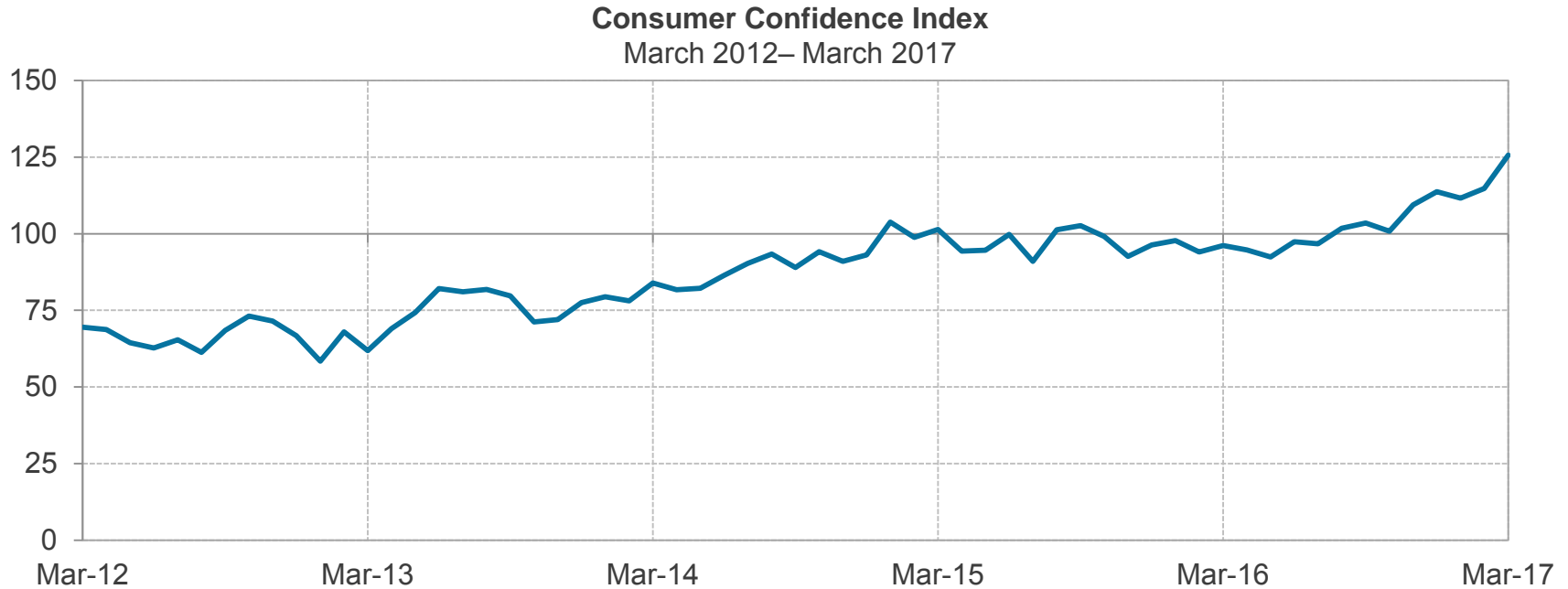
The overall picture for the consumer was strong in February. Personal income experienced a 0.40% increase compared to 0.50% in January. Consumer spending decreased in February by 0.10%, which was down from the 0.20% increase in January.

Personal Income and Spending (MoM%)
February 2012 – February 2017



Consumer Confidence Index

The Consumer Confidence Index increased sharply to 125.6 in March, which was up 10.8 points from February's 114.8 reading, the highest level since December 2000.



Existing Home Sales

Existing home sales decreased by 3.7% in February to a seasonally adjusted rate of 5.48 million units. Despite this decline, February's sales pace is still 5.4% higher than a year ago. Home sales decreased as too few properties were available for sale and weakening affordability conditions stifled buyers in most of the country.

U.S. Existing Home Sales (MoM)
February 2007– February 2017



New Home Sales

New homes sales increased 3.7% in February to a seasonally adjusted annualized rate of 592,000 units, which was 6.1% above the February 2016 estimate of 525,000.



Crude Oil Prices

Oil (WTI spot) closed at \$47.02 on March 27, slightly lower to its 30 day average. Oil has fallen recently on higher inventories (higher U.S. production and cheating on OPEC production limits that took effect on January 1). Crude oil is now 0.20% above its 12-month average of \$46.92

West Texas Intermediate Oil Price Per Barrel (WTI Spot)

March 1, 2012 – March 27, 2017



Jet Fuel Prices

Jet fuel has trended lower recently on lower crude oil prices. Jet fuel (U.S. Gulf Coast Spot) closed at \$1.412 on March 27, below its 30-day average of \$1.453. Jet fuel is now 4.4% above its 12-month average of \$1.352

U.S. Gulf Coast Kerosene-Type Jet Fuel Spot Price FOB

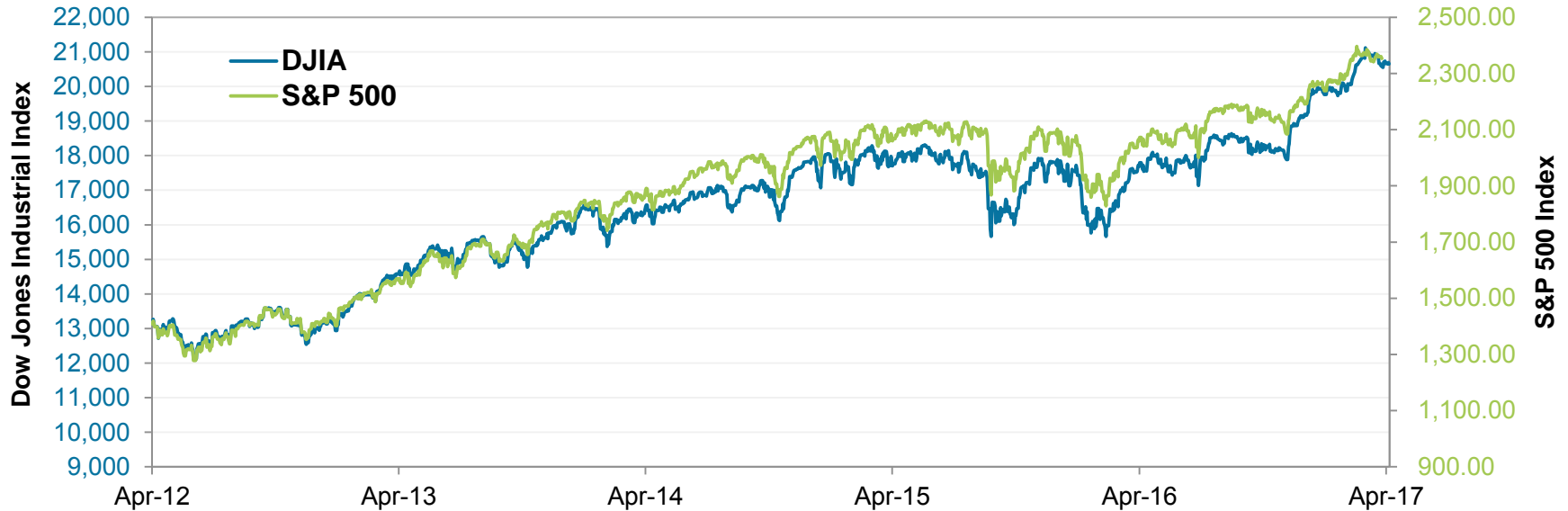
March 1, 2012– March 27, 2017



U.S. Equity Markets

Equity markets have fallen recently in late March and April on uncertainty regarding when and what effect changes in the new Administration's policies will have on the economy. Year-to-date, the DJIA is up 4.48% and the S&P 500 is up 5.10%.

Dow Jones Industrial Average (DJIA) and S&P 500 Indices
April 1, 2012 – April 5, 2017

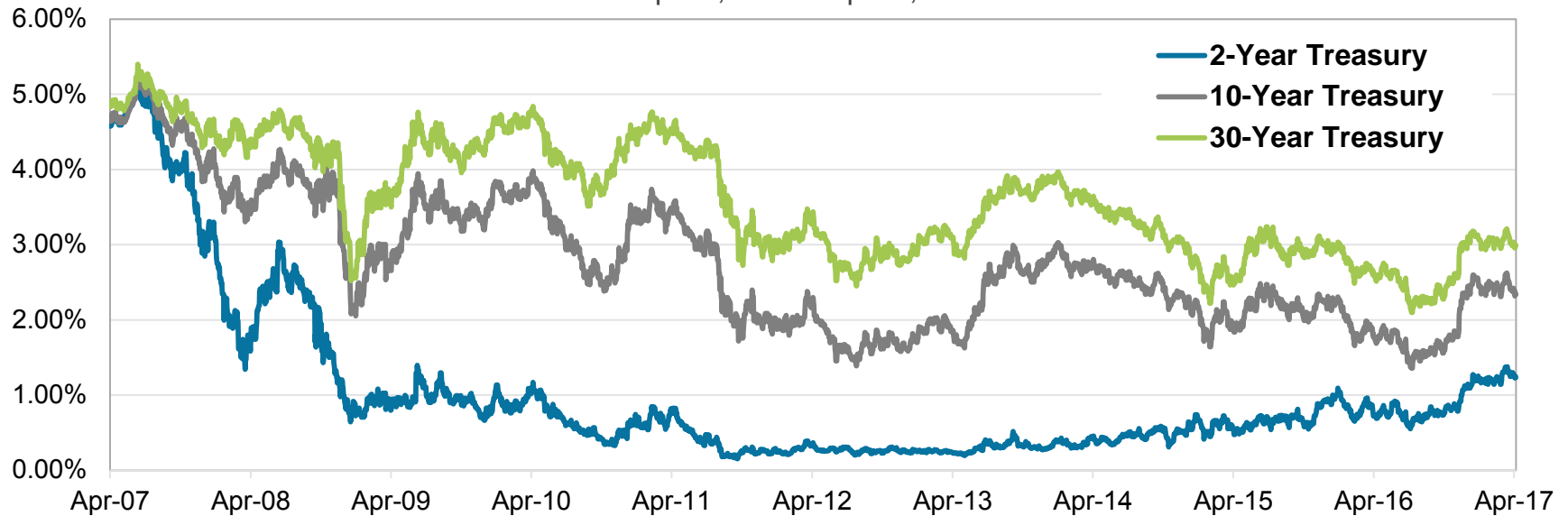


Treasury Yield History

Longer-term Treasury yields, which rose sharply following the Presidential election and the March rate hike, have started to flatten in the past week.

2-, 10- and 30-year U.S. Treasury Yields

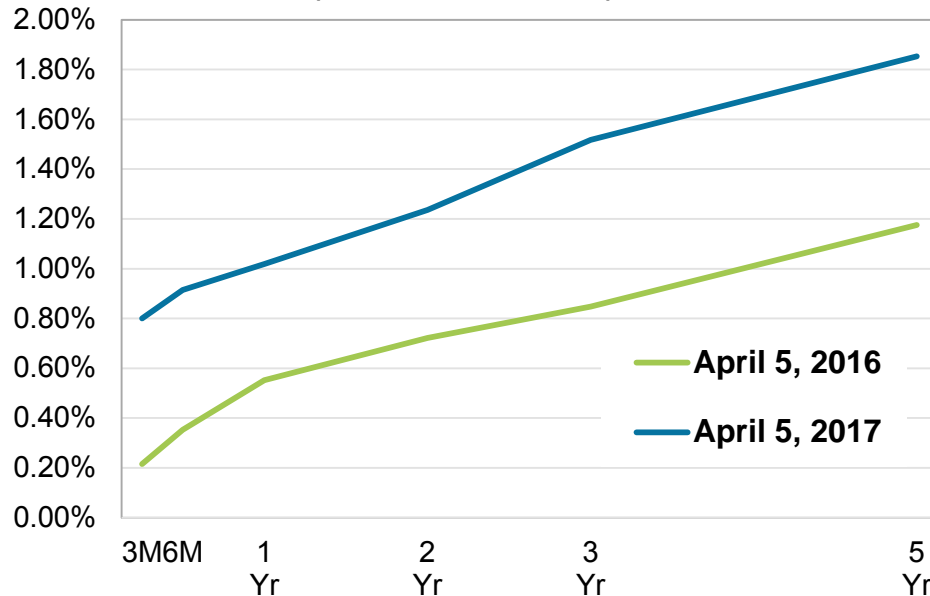
April 1, 2007 – April 5, 2017




U.S. Treasury Yield Curve

Treasury rates surged following the U.S. elections, with longer maturities rising substantially due to higher inflation expectations from the President's proposed fiscal policies. The shorter end of the curve also moved higher as market participants priced in rate hikes in December 2016 and March 2017.

U.S. Treasury Yield Curve
April 5, 2016 versus April 5, 2017

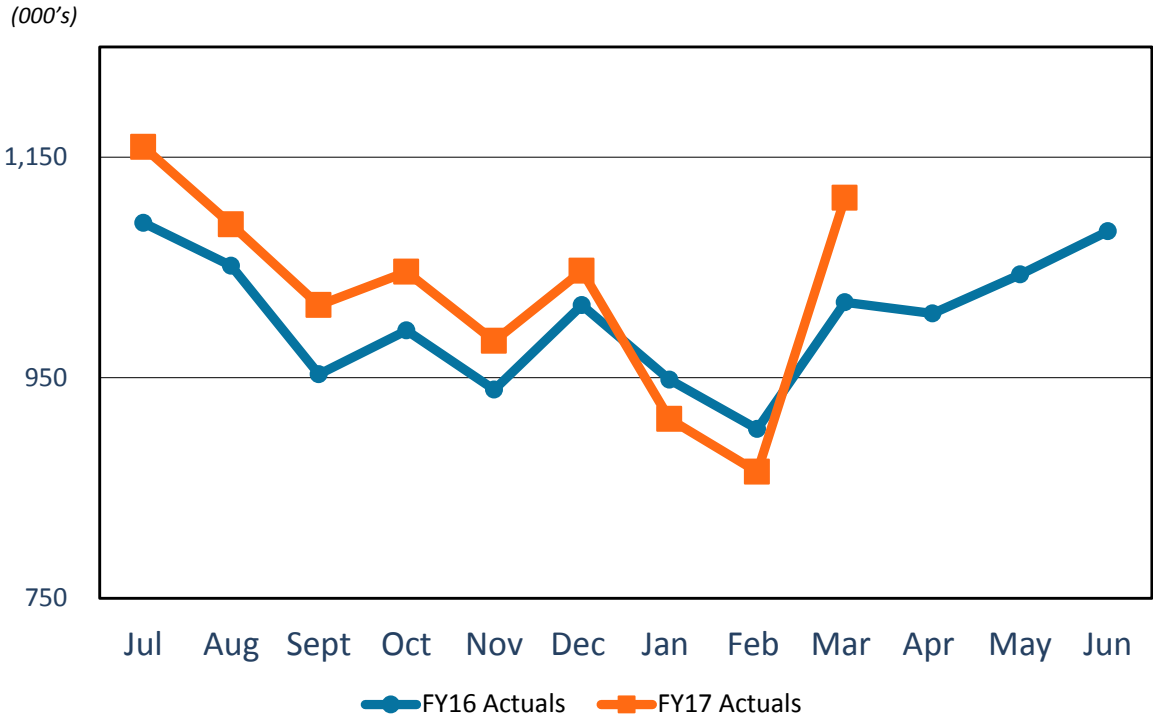


	4/5/16	4/5/17	Change
3-Mo.	0.22%	0.80%	0.58%
6-Mo.	0.35%	0.91%	0.56%
1-Yr.	0.55%	1.02%	0.47%
2-Yr.	0.72%	1.24%	0.51%
3-Yr.	0.85%	1.52%	0.67%
5-Yr.	1.18%	1.85%	0.68%
10-Yr.	1.72%	2.34%	0.62%
30-Yr.	2.55%	2.99%	0.44%



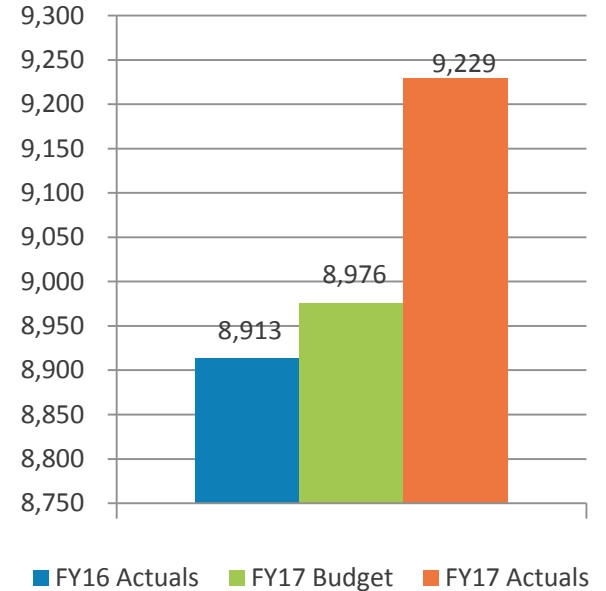
Revenue & Expenses (Unaudited) For the Month Ended March 31, 2017 and 2016

Gross Landing Weight Units (000 lbs)



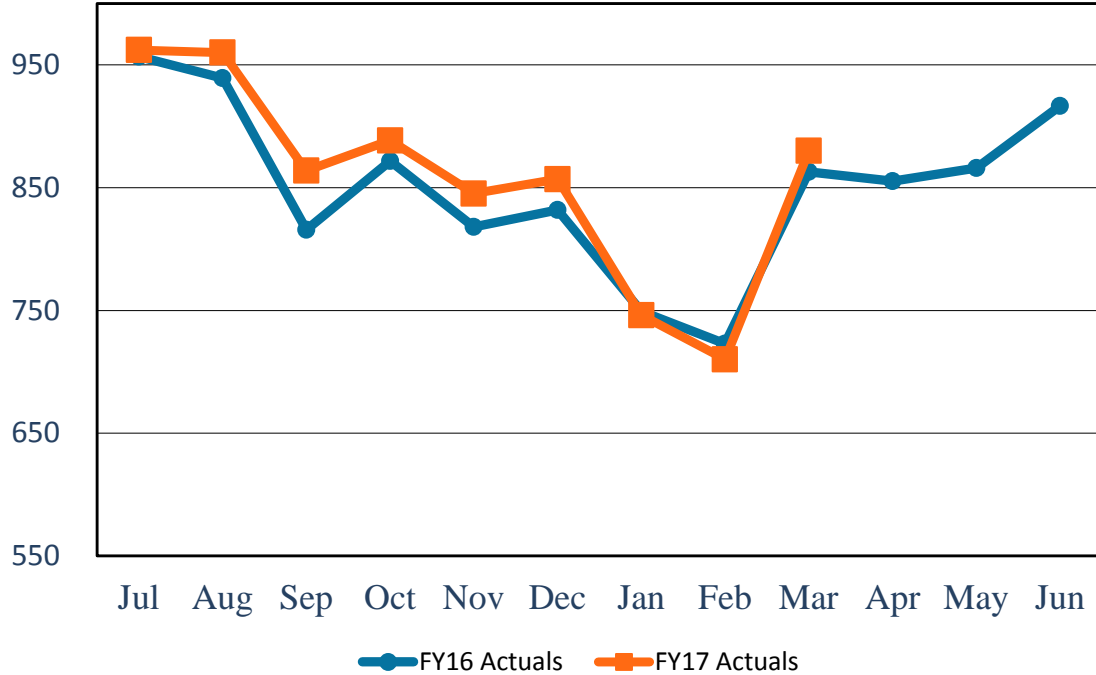
FY17 YTD Act Vs.
FY16 YTD Act
3.6%

FY17 YTD Act Vs.
FY17 YTD Budget
2.8%



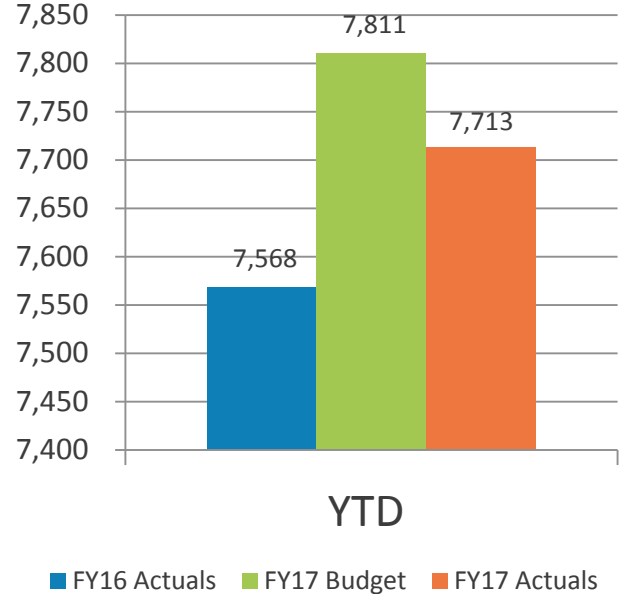
Enplanements

(000's)

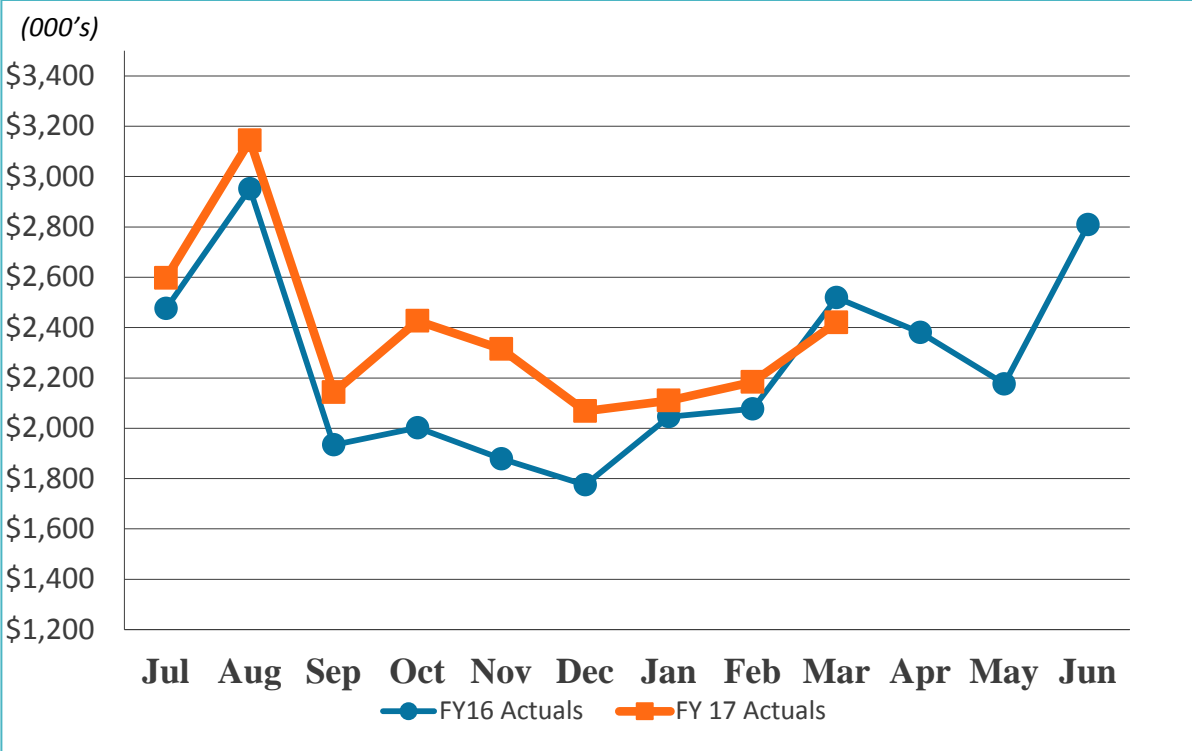


FY17 YTD Act Vs.
FY16 YTD Act
1.9%

FY17 YTD Act Vs.
FY17 YTD Budget
-1.2%

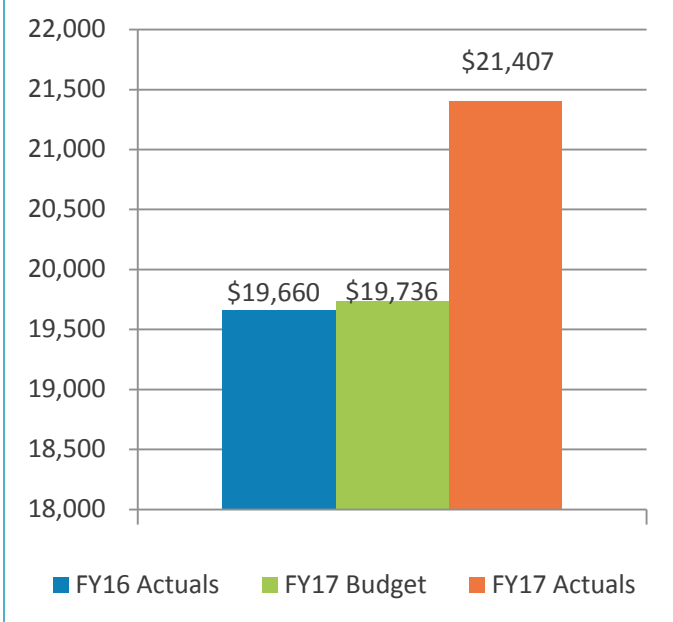


Car Rental License Fees

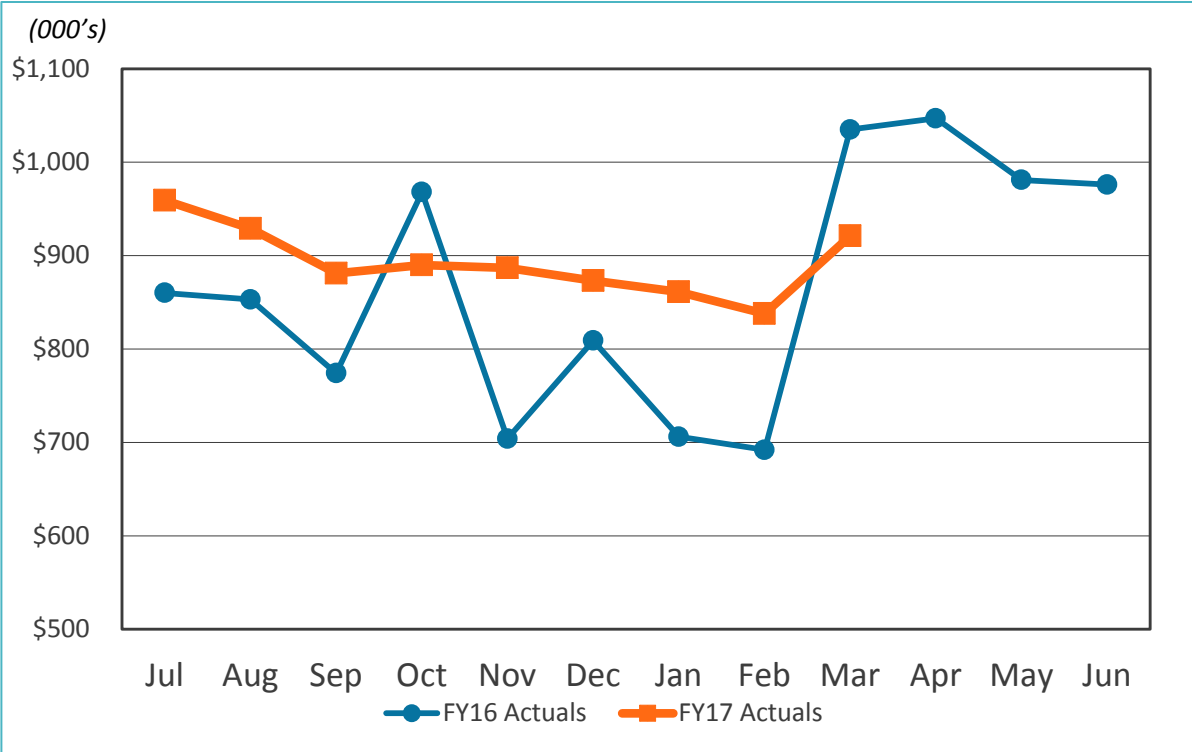


FY17 YTD Act Vs.
FY16 YTD Act
8.8%

FY17 YTD Act Vs.
FY17 YTD Budget
8.4%

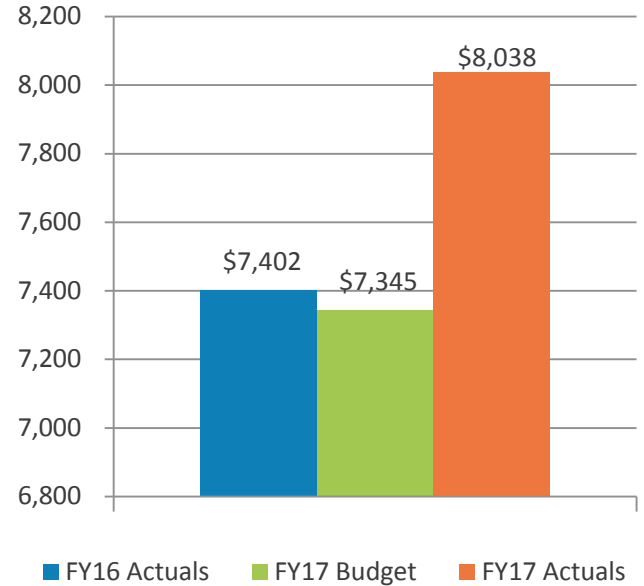


Food and Beverage Concessions Revenue

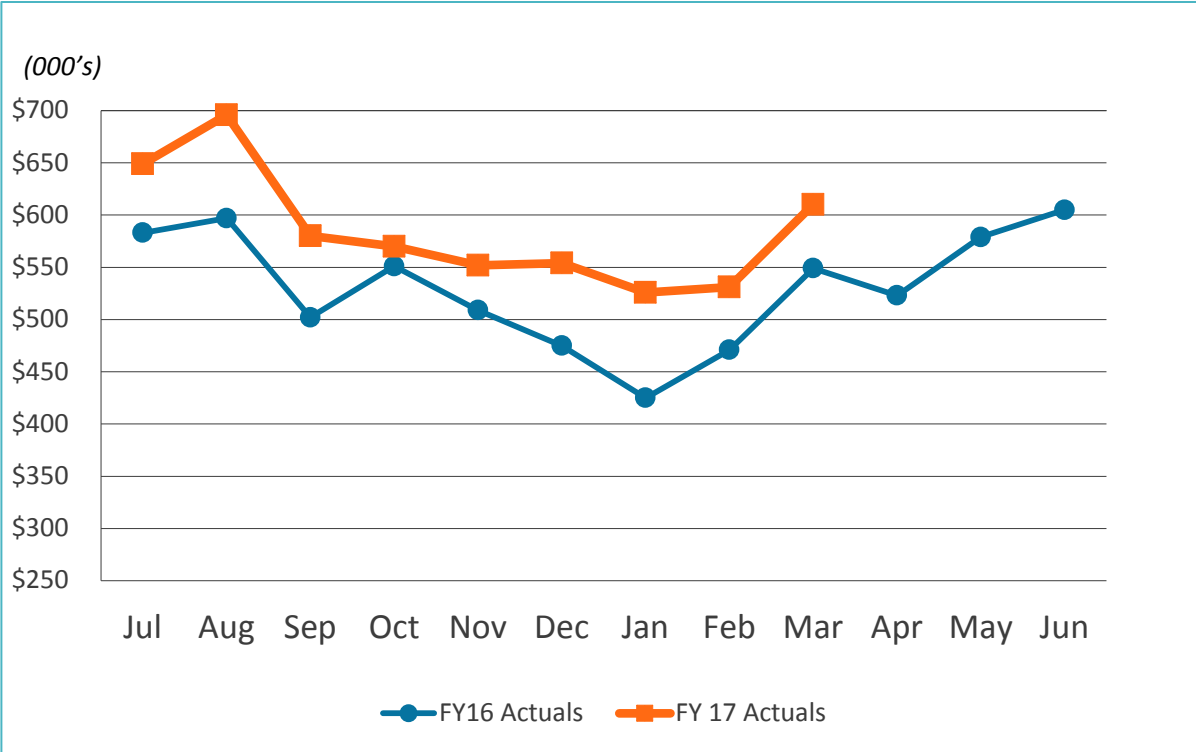


FY17 YTD Act Vs.
FY16 YTD Act
8.5%

FY17 YTD Act Vs.
FY17 YTD Budget
9.4%

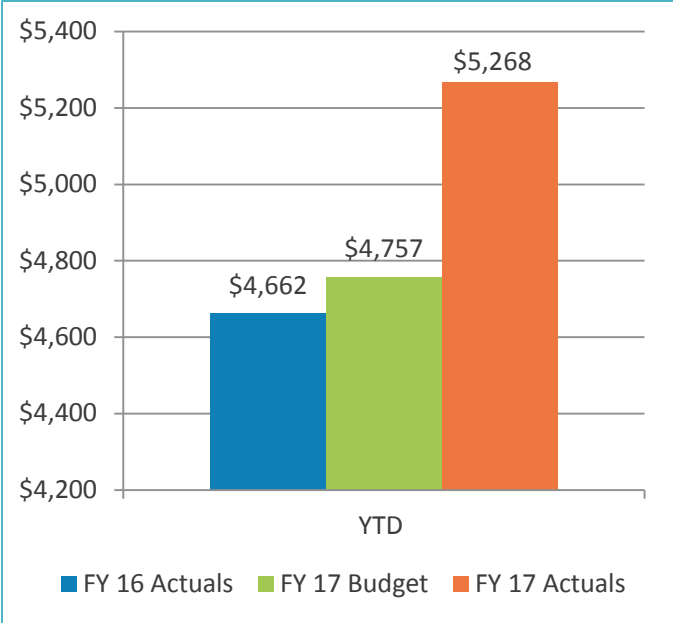


Retail Concessions Revenue

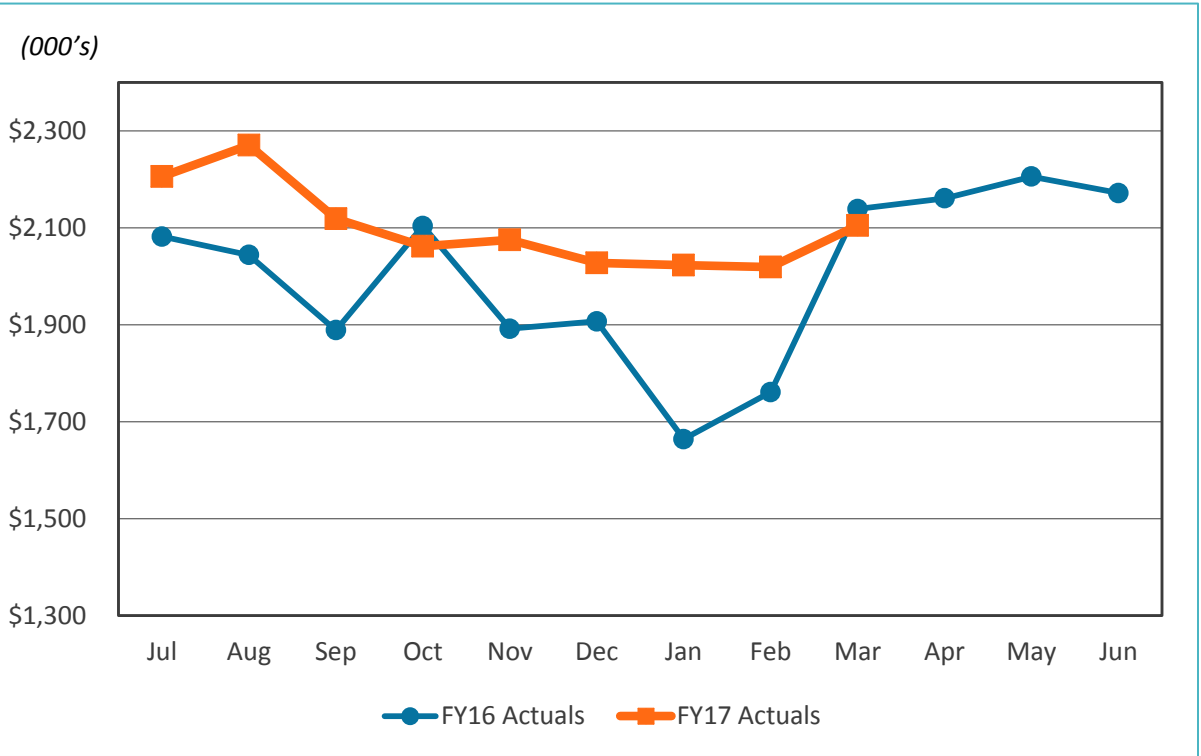


FY17 YTD Act Vs.
FY16 YTD Act
12.9%

FY17 YTD Act Vs.
FY17 YTD Budget
10.7%

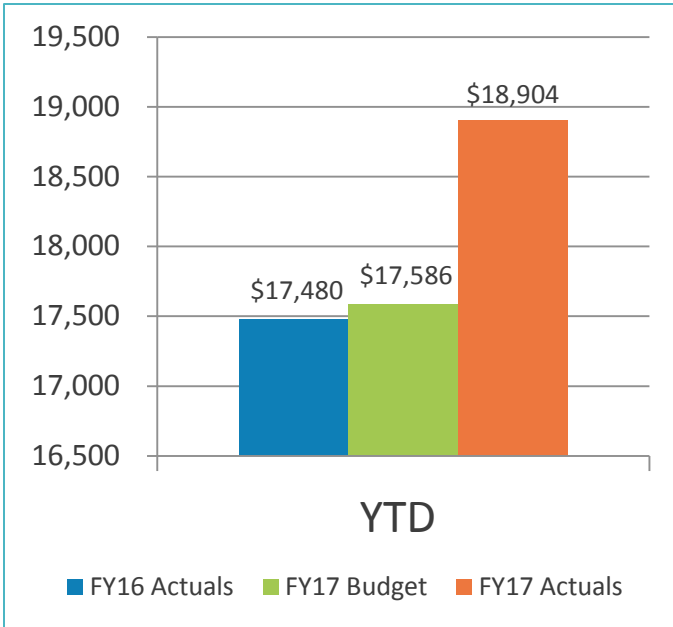


Total Terminal Concessions (Includes Cost Recovery)

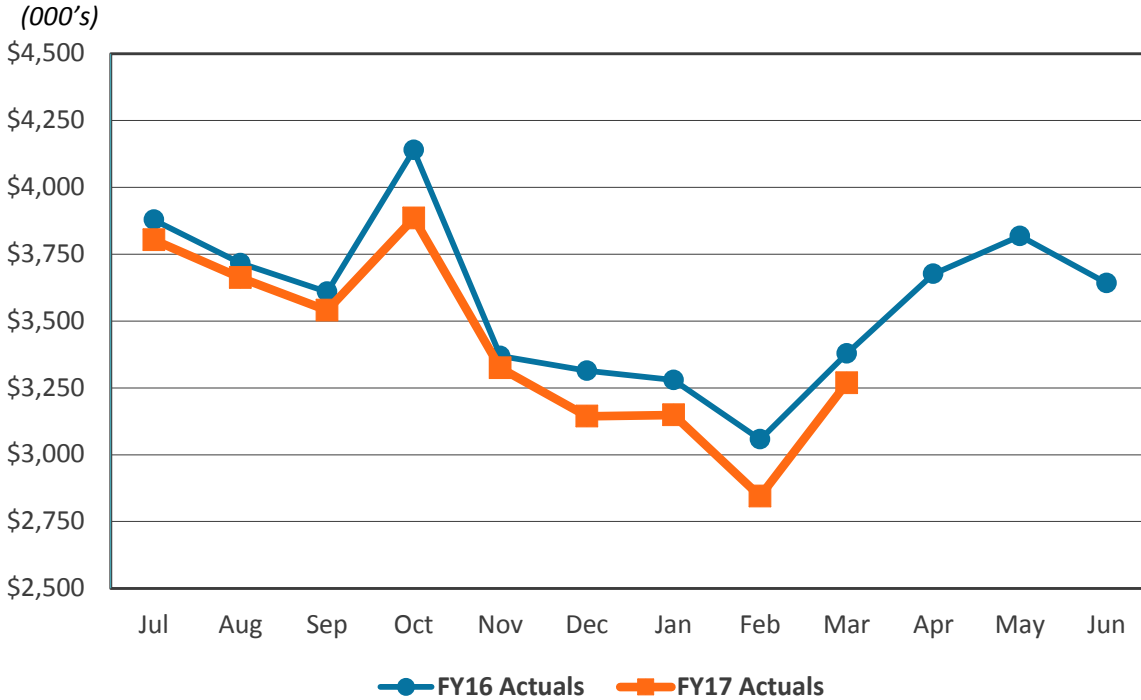


FY17 YTD Act Vs.
FY16 YTD Act
8.1%

FY17 YTD Act Vs.
FY17 YTD Budget
7.4%

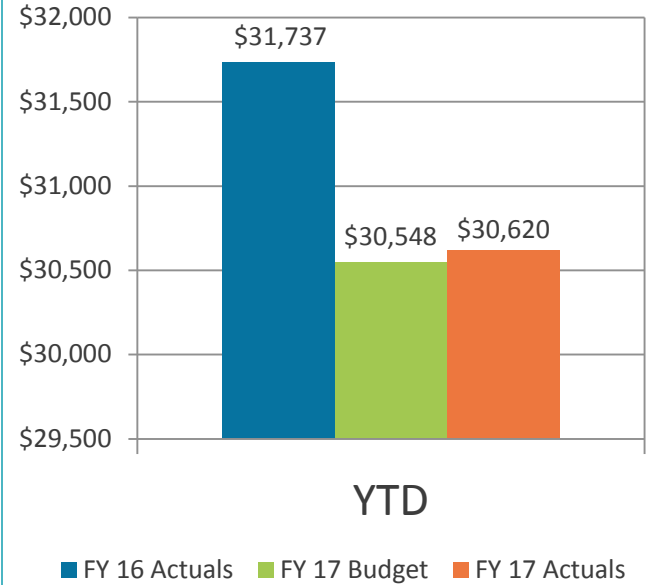


Parking Revenue



FY17 YTD Act Vs.
FY16 YTD Act
-3.6%

FY17 YTD Act Vs.
FY17 YTD Budget
0.2%



Operating Revenues for the Month Ended March 31, 2017 (Unaudited)

(In thousands)	Budget	Actual	Variance Favorable (Unfavorable)	%	Prior Year
				Change	
Aviation revenue:					
Landing fees ¹	\$ 2,245	\$ 963	\$ (1,282)	(57)%	\$ 2,200
Aircraft parking fees	242	242	-	-	222
Building rentals	4,578	4,604	26	1%	4,474
Security surcharge	2,488	2,487	(1)	-	2,305
CUPPS Support Charges	104	104	-	-	101
Other aviation revenue	135	134	-	(1)%	132
Total aviation revenue	\$ 9,792	\$ 8,534	\$ (1,258)	(13)%	\$ 9,434

¹ Includes \$1.4 M reduction in rates, fees and charges on landing fees due to operating expense savings for first nine months, recorded March 2017.

Operating Revenues for the Month Ended March 31, 2017 (Unaudited)

(In thousands)	Budget	Actual	Variance Favorable (Unfavorable)	% Change	Prior Year
Terminal rent non-airline	\$ 103	\$ 130	\$ 27	26%	\$ 113
Concession revenue:					
Terminal concession revenue:					
Food and beverage	863	921	58	7%	1,035
Retail	558	610	52	9%	549
Space storage	72	73	1	1%	71
Cost recovery	247	209	(38)	(15)%	203
Other (Primarily advertising)	307	292	(15)	(5)%	281
Total terminal concession revenue	2,047	2,105	58	3%	2,139
Car rental and license fee revenue:					
Rental car and license fees	2,521	2,420	(101)	(4)%	2,519
Rental car center cost recovery	183	188	5	3%	148
License fees-other	388	386	(2)	(1)%	383
Total rental car and license fees	3,092	2,994	(98)	(3)%	3,050
Total concession revenue	\$ 5,139	\$ 5,099	\$ (40)	(1)%	\$ 5,189

Operating Revenues for the Month Ended March 31, 2017 (Unaudited)

(In thousands)	Budget	Actual	Variance Favorable (Unfavorable)	%	Prior Year
				Change	
Parking revenue:					
Short-term parking revenue	\$ 1,825	\$ 1,855	\$ 30	2%	\$ 2,115
Long-term parking revenue	1,384	1,413	29	2%	1,262
Total parking revenue	3,209	3,268	59	2%	3,377
Ground transportation permits and citations	494	692	198	40%	397
Ground rentals	1,549	1,535	(14)	(1)%	1,616
Grant reimbursements	19	(47)	(66)	(347)%	25
Other operating revenue	63	64	1	2%	55
Subtotal	5,334	5,512	178	3%	5,470
Total operating revenues	\$ 20,368	\$ 19,275	\$ (1,093)	(5)%	\$20,206

Operating Expenses

for the Month Ended March 31, 2017 (Unaudited)

(In thousands)	Budget	Actual	Variance Favorable (Unfavorable)	%	Prior Year
				Change	
Operating expenses:					
Salaries and benefits	\$ 4,816	\$ 4,846	\$ (29)	(1)%	\$ 4,486
Contractual services	3,800	3,870	(70)	(2)%	3,087
Safety and security	2,978	2,941	37	1%	2,843
Space rental	849	849	-	-	869
Utilities	906	1,037	(131)	(14)%	729
Maintenance	1,179	1,010	169	14%	480
Equipment and systems	53	62	(9)	(17)%	18
Materials and supplies	43	63	(20)	(47)%	36
Insurance	77	79	(2)	(3)%	79
Employee development and support	153	177	(24)	(16)%	131
Business development	187	275	(88)	(47)%	468
Equipment rental and repairs	261	239	22	8%	641
Total operating expenses	\$ 15,302	\$ 15,447	\$ (145)	(1)%	\$13,867

Financial Summary

for the Month Ended March 31, 2017 (Unaudited)

(In thousands)	Budget	Actual	Variance Favorable (Unfavorable)	%	Prior Year
				Change	
Total operating revenues	\$ 20,368	\$ 19,275	\$ (1,093)	(5)%	\$20,206
Total operating expenses	15,302	15,447	\$ (145)	(1)%	13,867
Income from operations	5,066	3,827	(1,238)	(24)%	6,339
Depreciation	7,595	7,595	-	-	7,665
Operating income (loss)	\$ (2,529)	\$ (3,768)	\$ (1,238)	(49)%	\$ (1,326)

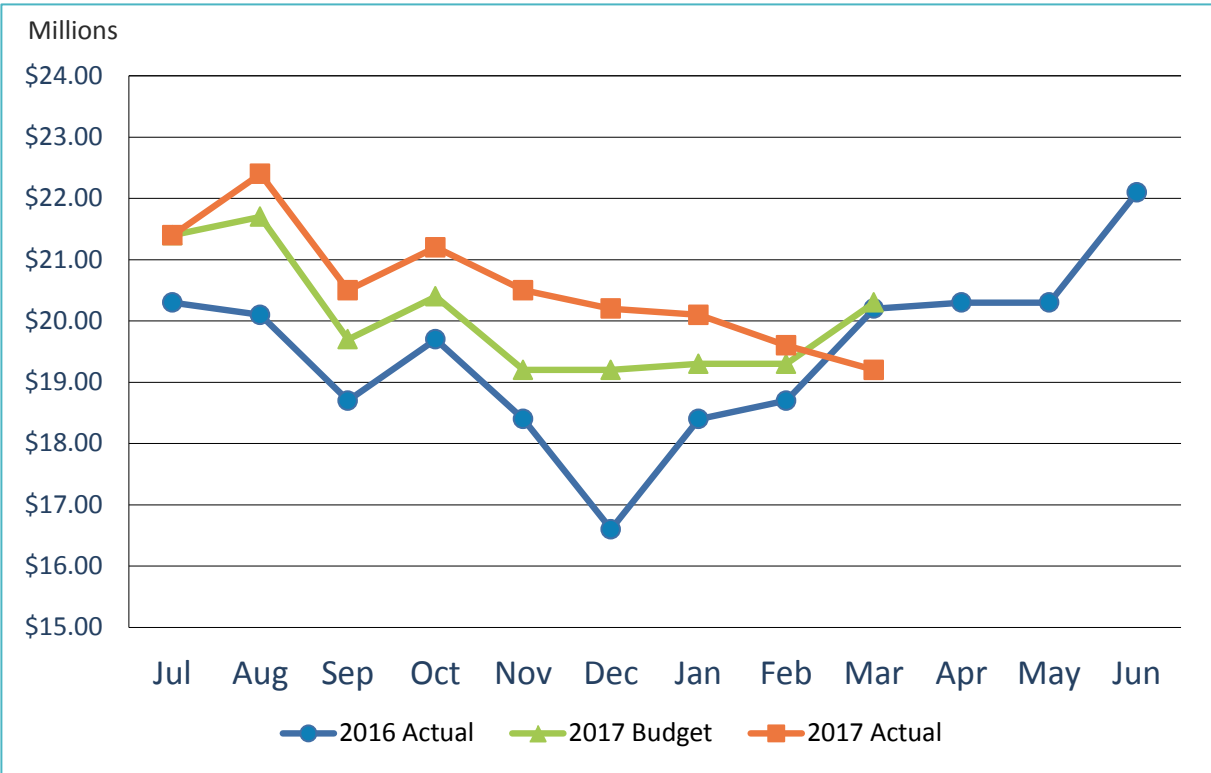
Nonoperating Revenues & Expenses for the Month Ended March 31, 2017 (Unaudited)

(In thousands)	Budget	Actual	Variance Favorable (Unfavorable)	%	Prior Year
Nonoperating revenues (expenses):					
Passenger facility charges	\$ 4,013	\$ 3,598	\$ (415)	(10)%	\$ 3,839
Customer facility charges (Rental Car Center)	3,595	3,334	(261)	(7)%	3,046
Quieter Home Program, net	(326)	(55)	271	83%	(416)
Interest income	541	667	126	23%	223
BAB interest rebate	386	386	-	-	386
Interest expense & debt issuance costs	(5,618)	(5,135)	483	9%	(4,559)
Bond amortization	345	345	-	-	352
Other nonoperating revenue (expenses)	(1)	(148)	(147)	-	437
Nonoperating revenue, net	2,935	2,992	57	2%	3,308
Change in net position before grant contributions	406	(776)	(1,181)		1,982
Capital grant contributions	150	290	140	93%	14
Change in net position	\$ 556	\$ (486)	\$ (1,041)	(186)%	\$ 1,996



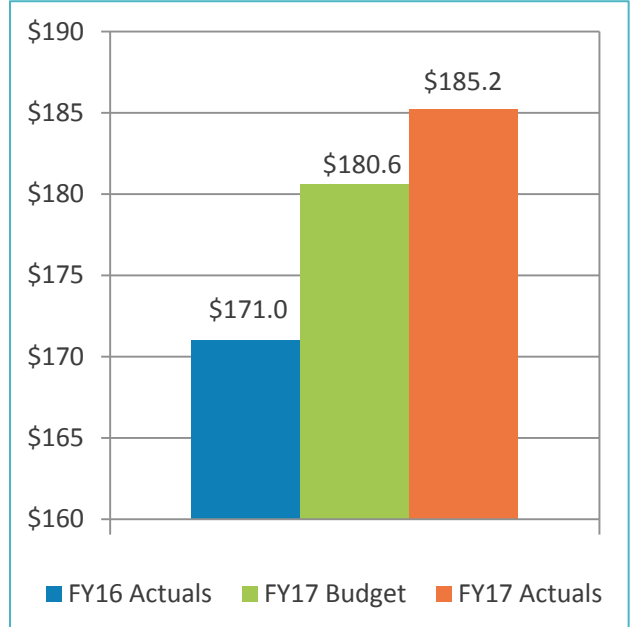
**Revenue & Expense
(Unaudited)
For the Nine Months Ended
March 31, 2017 and 2016**

Operating Revenue (Unaudited)



FY17 YTD Act Vs.
FY16 YTD Act
8.3%

FY17 YTD Act Vs.
FY17 YTD Budget
2.5%



Operating Revenues for the Nine Months Ended March 31, 2017 (Unaudited)

(In thousands)	Budget	Actual	Variance Favorable (Unfavorable)	%	Prior Year
Aviation revenue:					
Landing fees ¹	\$ 19,720	\$ 18,931	\$ (789)	(4)%	\$ 18,623
Aircraft parking fees	2,181	2,181	-	-	2,028
Building rentals	41,188	41,246	58	-	39,817
Security surcharge	22,393	22,366	(27)	-	19,959
CUPPS Support Charges	934	932	(2)	-	905
Other aviation revenue	1,213	1,215	2	-	1,204
Total aviation revenue	\$ 87,629	\$ 86,871	\$ (758)	(1)%	\$ 82,536

¹ Includes \$1.4 M reduction in rates, fees and charges on landing fees due to operating expense savings for first nine months, recorded March 2017.

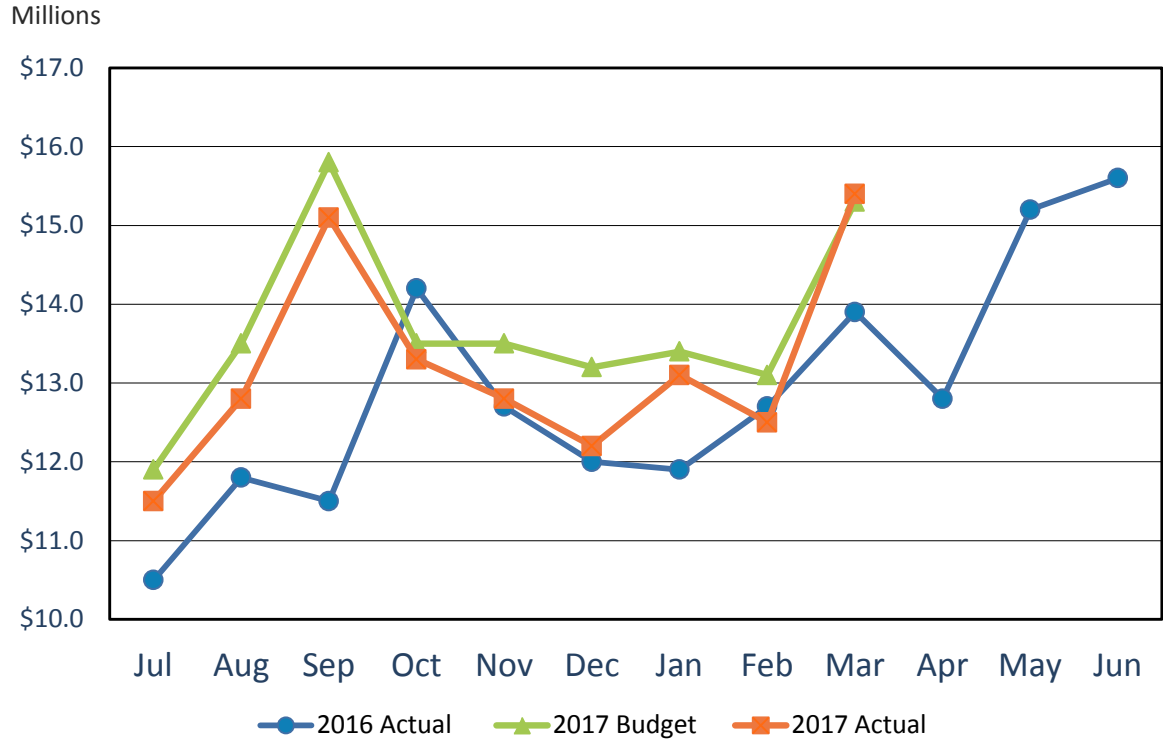
Operating Revenues for the Nine Months Ended March 31, 2017 (Unaudited)

(In thousands)	Budget	Actual	Variance Favorable (Unfavorable)	% Change	Prior Year
Terminal rent non-airline	\$ 932	\$ 1,155	\$ 223	24%	\$ 701
Concession revenue:					
Terminal concession revenue:					
Food and beverage	7,345	8,038	693	9%	7,402
Retail	4,757	5,268	511	11%	4,662
Space storage	648	653	6	1%	641
Cost recovery	2,123	1,894	(229)	(11)%	1,889
Other (Primarily advertising)	2,713	3,051	338	12%	2,886
Total terminal concession revenue	17,586	18,904	1,318	7%	17,480
Car rental and license fee revenue:					
Rental car license fees	19,736	21,407	1,671	8%	19,660
Rental car center cost recovery	1,646	1,654	8	-	348
License fees-other	3,244	3,571	327	10%	3,273
Total rental car and license fees	24,626	26,632	2,006	8%	23,281
Total concession revenue	\$ 42,212	\$ 45,536	\$ 3,324	8%	\$ 40,761

Operating Revenues for the Nine Months Ended March 31, 2017 (Unaudited)

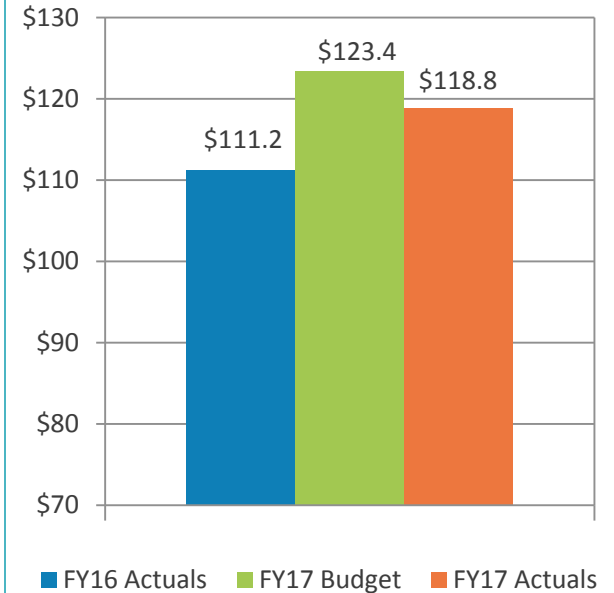
(In thousands)	Budget	Actual	Variance Favorable (Unfavorable)	% Change	Prior Year
Parking revenue:					
Short-term parking revenue	\$ 18,059	\$ 17,395	\$ (664)	(4)%	\$ 19,807
Long-term parking revenue	12,489	13,225	736	6%	11,930
Total parking revenue	30,548	30,620	72	-	31,737
Ground transportation permits and citations	4,699	5,895	1,196	25%	3,938
Ground rentals	13,937	13,865	(72)	-	10,572
Grant reimbursements	165	147	(18)	(11)%	220
Other operating revenue	564	1,135	571	101%	616
Subtotal	49,913	51,662	1,749	4%	47,083
Total operating revenues	\$ 180,686	\$ 185,224	\$ 4,538	3%	\$171,081

Operating Expenses (Unaudited)



FY17 YTD Act Vs.
FY16 YTD Act
-6.8%

FY17 YTD Act Vs.
FY17 YTD Budget
3.8%



Operating Expenses for the Nine Months Ended March 31, 2017 (Unaudited)

(In thousands)	Budget	Actual	Variance Favorable (Unfavorable)	% Change	Prior Year
Operating expenses:					
Salaries and benefits	\$ 34,025	\$ 32,812	\$ 1,213	4%	\$ 32,098
Contractual services	33,264	32,662	602	2%	27,172
Safety and security	21,599	20,756	843	4%	19,561
Space rental	7,644	7,642	2	-	7,760
Utilities	9,742	8,226	1,516	16%	8,641
Maintenance	10,282	10,335	(53)	(1)%	9,565
Equipment and systems	267	307	(40)	(15)%	375
Materials and supplies	332	440	(108)	(33)%	360
Insurance	700	720	(20)	(3)%	710
Employee development and support	1,030	980	50	5%	883
Business development	1,783	1,645	138	8%	1,696
Equipment rental and repairs	2,755	2,304	451	16%	2,466
Total operating expenses	\$ 123,423	\$ 118,829	\$ 4,594	4%	\$111,287


Financial Summary

for the Nine Months Ended March 31, 2017 (Unaudited)

(In thousands)	Budget	Actual	Variance Favorable (Unfavorable)	% Change	Prior Year
Total operating revenues	\$ 180,686	\$ 185,224	\$ 4,538	3%	\$171,081
Total operating expenses	123,423	118,829	4,594	4%	111,287
Income from operations	57,263	66,395	9,132	16%	59,794
Depreciation	68,783	68,783	-	-	61,546
Operating income (loss)	\$ (11,520)	\$ (2,388)	\$ 9,132	79%	\$ (1,752)

Nonoperating Revenues & Expenses for the Nine Months Ended March 31, 2017 (Unaudited)

(In thousands)	Budget	Actual	Variance Favorable (Unfavorable)	% Change	Prior Year
Nonoperating revenues (expenses):					
Passenger facility charges	\$ 30,923	\$ 30,599	\$ (324)	(1)%	\$ 29,918
Customer facility charges (Rental Car Center)	26,796	26,048	(748)	(3)%	24,872
Quieter Home Program, net	(2,194)	(606)	1,588	72%	(2,800)
Interest income	4,938	5,772	834	17%	4,458
BAB interest rebate	3,473	3,483	-	-	3,486
Interest expense & debt issuance costs	(50,188)	(46,062)	4,126	8%	(44,144)
Bond amortization	3,123	3,123	-	-	3,191
Other nonoperating revenue (expenses)	(7)	(2,110)	(2,103)	-	1,346
Nonoperating revenue, net	16,864	20,247	3,383	20%	20,327
Change in Net Position before grant contribution	5,344	17,859	12,515	234%	18,575
Capital grant contributions	901	1,536	635	70%	10,298
Change in Net Position	\$ 6,245	\$ 19,395	\$ 13,150	211%	\$ 28,873



Statements of Net Position (Unaudited)
March 31, 2017 and 2016

Statements of Net Position (Unaudited)

As of March 31, 2017 and 2016

(In Thousands)

	<u>2017</u>	<u>2016</u>
Current assets:		
Cash and investments	\$ 97,024	\$ 67,782
Tenant lease receivable, net of allowance of 2017: (\$218,877) and 2016: (\$224,404)	8,827	6,561
Grants receivable	3,055	6,813
Notes receivable-current portion	1,705	1,609
Prepaid expenses and other current assets	7,300	7,436
Total current assets	<u>117,911</u>	<u>90,201</u>
 Cash designated for capital projects and other	 <u>\$ 26,624</u>	 <u>\$ 37,729</u>

Statements of Net Position (Unaudited)

As of March 31, 2017 and 2016

(In Thousands)

	<u>2017</u>	<u>2016</u>
Restricted assets:		
Cash and investments:		
Bonds reserve	\$ 57,872	\$ 56,868
Passenger facility charges and interest unapplied	66,920	70,187
Customer facility charges and interest applied	33,893	36,543
SBD bond guarantee	4,000	4,000
Bond proceeds held by trustee	142,693	181,186
Variable rate debt interest held by Trustee	92	-
Passenger facility charges receivable	6,004	4,577
Customer facility charges receivable	3,973	4,940
OCIP insurance reserve	2,698	3,773
Total restricted assets	<u>\$ 318,145</u>	<u>\$ 362,074</u>

Statements of Net Position (Unaudited)

As of March 31, 2017 and 2016

(In Thousands)

Noncurrent assets:

Capital assets:

Land and land improvements
 Runways, roads and parking lots
 Buildings and structures
 Machinery and equipment
 Vehicles
 Office furniture and equipment
 Works of art
 Construction-in-progress

Less: accumulated depreciation

Total capital assets, net

	<u>2017</u>	<u>2016</u>
	\$ 110,139	\$ 83,598
	590,789	589,522
	1,410,692	1,410,938
	48,951	42,849
	15,416	14,553
	33,357	32,395
	9,703	8,103
	202,510	155,339
	<u>2,421,557</u>	<u>2,337,297</u>
	(881,243)	(793,126)
	<u>\$ 1,540,314</u>	<u>\$ 1,544,171</u>

Statements of Net Position (Unaudited)

As of March 31, 2017 and 2016

(In Thousands)

	<u>2017</u>	<u>2016</u>
Other assets:		
Notes receivable - long-term portion	\$ 33,775	\$ 35,554
Investments - long-term portion	174,043	125,828
Security deposit	350	350
Total other assets	<u>208,168</u>	<u>161,732</u>
Deferred outflows of resources:		
Deferred pension contributions:	6,070	6,019
Total assets and deferred outflows of resources	<u>\$ 2,217,233</u>	<u>\$ 2,201,926</u>

Statements of Net Position (Unaudited)

As of March 31, 2017 and 2016

(In Thousands)

	<u>2017</u>	<u>2016</u>
Current liabilities:		
Accounts payable and accrued liabilities	\$ 37,319	\$ 48,694
Deposits and other current liabilities	8,911	8,420
Total current liabilities	<u>46,230</u>	<u>57,114</u>
Current liabilities payable from restricted assets:		
Current portion of long-term debt	11,585	11,090
Accrued interest on bonds and variable debt	16,352	16,477
Total liabilities payable from restricted assets	<u>\$ 27,937</u>	<u>\$ 27,567</u>

Statements of Net Position (Unaudited)

As of March 31, 2017 and 2016

(In Thousands)

	<u>2017</u>	<u>2016</u>
Long-term liabilities:		
Variable debt	\$ 56,831	\$ 38,705
Other long-term liabilities	10,313	5,950
Long-term debt - bonds net of amortized premium	1,277,047	1,292,809
Total long-term liabilities	<u>1,344,192</u>	<u>1,337,464</u>
Total liabilities	<u>1,418,358</u>	<u>1,422,145</u>
Deferred inflows of resources		
Deferred pension investment gains	1,807	8,168
Total liabilities and deferred inflows of resources	<u>\$ 1,420,166</u>	<u>\$ 1,430,313</u>

Statements of Net Position (Unaudited)

As of March 31, 2017 and 2016

(In Thousands)

	<u>2017</u>	<u>2016</u>
Net Position:		
Invested in capital assets, net of related debt	\$ 329,978	\$ 374,920
Other restricted	175,160	180,466
Unrestricted:		
Designated	26,624	37,729
Undesignated	<u>265,306</u>	<u>178,498</u>
Total net position	<u>\$ 797,067</u>	<u>\$ 771,613</u>



Questions?



San Diego County Regional Airport Authority

Review of the Authority's Investment Report As of March 31, 2017

Presented by: Geoff Bryant
Manager, Airport Finance

April 24, 2017

This report is prepared for the San Diego County Regional Airport Authority (the "Authority") in accordance with California Government Code Section 53646, which states that "the treasurer or chief fiscal officer may render a quarterly report to the chief executive officer, the internal auditor, and the legislative body of the local agency within 30 days following the end of the quarter covered by the report."

The investment report was compiled in compliance with California Government Code Section 53646 and the Authority's approved Investment Policy. All investment transactions made in the Authority's portfolio during this period were made on behalf of the Authority. Sufficient liquidity and anticipated revenue are available to meet expenditure requirements for the next six months.



Scott Brickner, C.P.A.
V.P. Finance & Asset Management / Treasurer
San Diego County Regional Airport Authority

Total Portfolio Summary

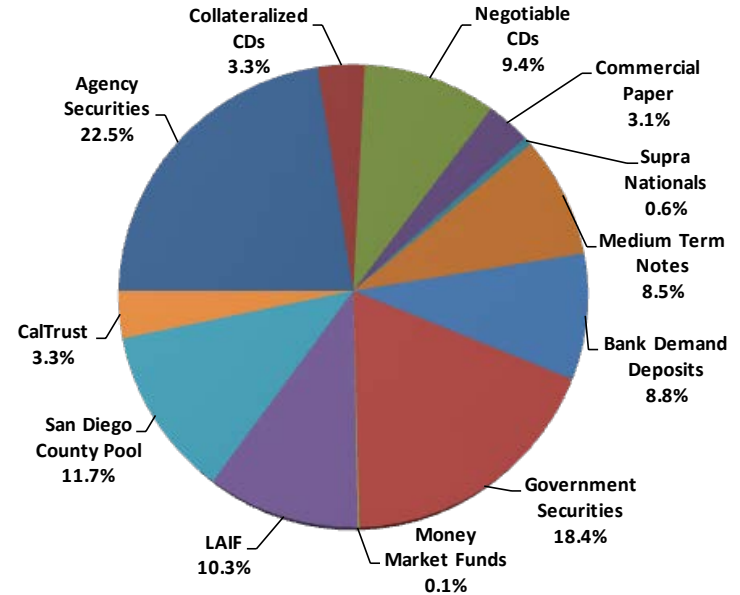
	Current Period	Prior Period	Change From
	March 31, 2017	December 31, 2016	Prior
Book Value (1)	\$465,371,000	\$448,627,000	\$16,744,000
Market Value (1)	\$464,462,000	\$447,163,000	\$17,299,000
Market Value%	99.80%	99.67%	0.13%
Unrealized Gain / (Loss)	(\$909,000)	(\$1,464,000)	\$555,000
Weighted Average Maturity (Days)	396 days	423 days	(27)
Weighted Average Yield as of Period End	1.09%	1.04%	0.05%
Cash Interest Received- Quarter-to-Date	\$1,714,000	\$864,000	\$850,000
Cash Interest Received- Year-to-Date	\$3,283,000	\$1,569,000	\$1,714,000
Accrued Interest	\$1,006,000	\$283,000	\$723,000

Notes:

(1) Increase in portfolio value is primarily due to operating receipts exceeding operating expenditures.

Portfolio Composition by Security Type

	March 31, 2017		December 31, 2016		Permitted by Policy
	Market Value	Percent of Portfolio	Market Value	Percent of Portfolio	
Agency Securities	\$ 104,421,000	22.5%	\$ 93,370,000	20.9%	100%
Collateralized CDs	15,387,000	3.3%	15,360,000	3.4%	30%
Negotiable CDs	43,606,000	9.4%	38,578,000	8.6%	30%
Commercial Paper	14,476,000	3.1%	18,460,000	4.1%	25%
Supra Nationals	2,970,000	0.6%	2,958,000	0.7%	30%
Medium Term Notes	39,559,000	8.5%	39,521,000	8.8%	15%
Bank Demand Deposits	40,686,000	8.8%	37,443,000	8.5%	100%
Government Securities	85,328,000	18.4%	84,469,000	18.9%	100%
Money Market Funds	352,000	0.1%	78,000	0.0%	20%
LAIF	48,020,000	10.3%	47,929,000	10.7%	\$65 million ⁽¹⁾
San Diego County Pool	54,400,000	11.7%	53,763,000	12.0%	\$65 million ⁽²⁾
CalTrust	15,257,000	3.3%	15,234,000	3.4%	\$65 million ⁽³⁾
Total:	\$ 464,462,000	100.0%	\$ 447,163,000	100.0%	

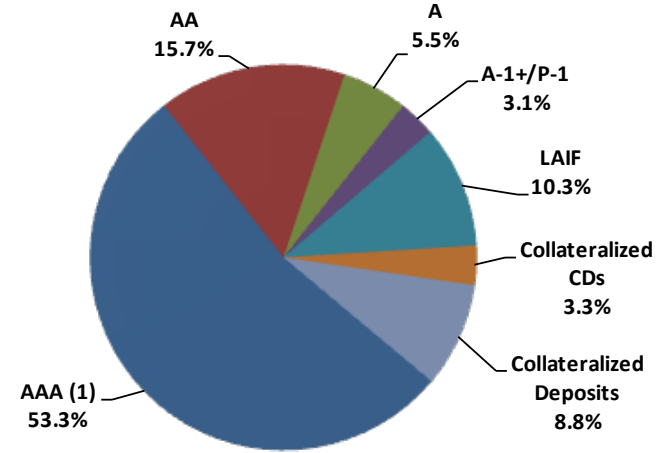


Notes:

- 1.) The \$65 million limit on LAIF is a non-statutory LAIF internal limit. It does not apply to bond proceeds.
- 2.) The San Diego County Investment Pool mirrors the LAIF internal limit and does not apply to bond proceeds.
- 3.) The CalTrust mirrors the LAIF internal limit and does not apply to bond proceeds.

Portfolio Composition by Credit Rating

	March 31, 2017		December 31, 2016	
	Market Value	Percent of Portfolio	Market Value	Percent of Portfolio
AAA ⁽¹⁾	\$ 247,472,000	53.3%	\$ 234,639,000	52.5%
AA	72,825,000	15.7%	67,752,000	15.2%
A	25,596,000	5.5%	25,581,000	5.7%
A-1+/P-1	14,476,000	3.1%	18,460,000	4.1%
LAIF	48,020,000	10.3%	47,929,000	10.7%
Collateralized CDs	15,387,000	3.3%	15,360,000	3.4%
Collateralized Deposits	40,686,000	8.8%	37,442,000	8.4%
Total:	\$ 464,462,000	100.0%	\$ 447,163,000	100.0%

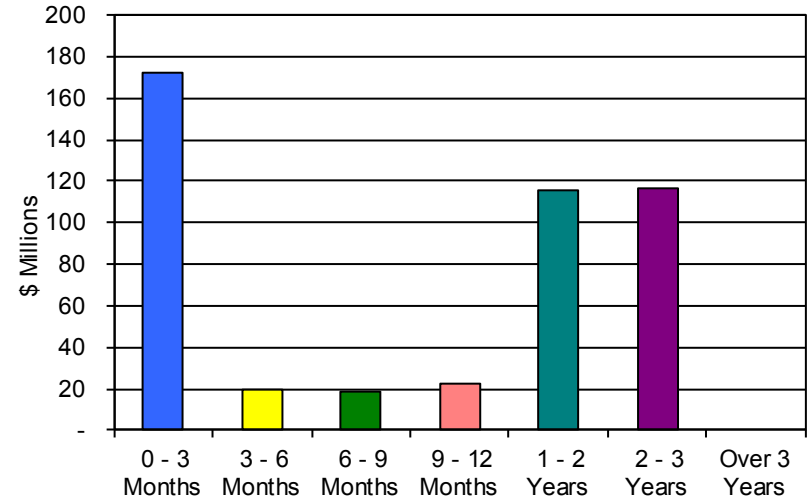


Notes:

1.) Includes investments that have split ratings between S&P (AA+), Moodys (AAA) and Fitch (AAA)

Portfolio Composition by Maturity ⁽¹⁾

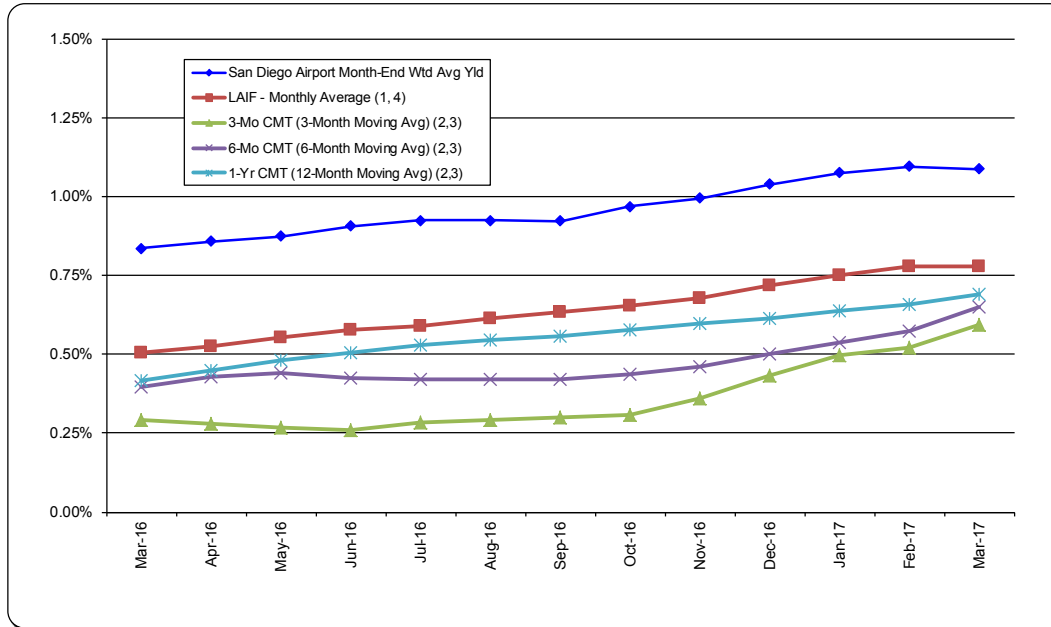
	March 31, 2017		December 31, 2016	
	Market Value	Percent of Portfolio	Market Value	Percent of Portfolio
0 - 3 Months	\$ 172,205,000	37.1%	\$ 163,442,000	36.6%
3 - 6 Months	19,338,000	4.2%	13,464,000	3.0%
6 - 9 Months	18,539,000	4.0%	14,336,000	3.2%
9 - 12 Months	22,464,000	4.8%	18,536,000	4.1%
1 - 2 Years	115,588,000	24.9%	99,315,000	22.2%
2 - 3 Years	116,328,000	25.0%	138,070,000	30.9%
Over 3 Years	-	0.0%	-	0.0%
Total:	\$ 464,462,000	100.0%	\$ 447,163,000	100.0%



Notes:

1.) The 0-3 Quarter category includes investments held in the LAIF, CalTrust, and the San Diego County Investment Pool.

Benchmark Comparison



Notes:

- 1.) Benchmark data for LAIF is the average monthly effective yield.
- 2.) CMT stands for Constant Maturity Treasury. This data is published in Federal Reserve Statistical Release H.15 and represents an average of all actively traded Treasury securities having that time remaining until maturity. This is a standard industry benchmark for Treasury securities.
- 3.) The CMT benchmarks are moving averages. The 3-month CMT is the daily average for the previous 3 months, the 6-month CMT is the daily average for the previous 6 months, and the 1-year CMT is the daily average for the previous 12-months.
- 4.) March actual yield for LAIF not available at time report was published.

Detail of Security Holdings As of March 31, 2017

Settlement Date	Security Description	Coupon	Maturity Date	Par Value	Purchase Price	Book Value	Market Price	Market Value	Days to Maturity	Yield to Maturity
10/16/15	FNMA	1.125	10/19/18	5,000,000	100.550	5,027,500	99.84	4,991,900	567	0.939
08/15/16	FHLB	0.625	08/07/18	4,000,000	99.624	3,985,680	99.24	3,969,640	494	0.808
06/24/16	FNMA	0.875	03/28/18	4,450,000	100.099	4,454,406	99.76	4,439,365	362	0.818
10/21/16	FHLB	0.875	08/05/19	12,000,000	99.568	11,948,160	98.71	11,845,080	857	1.032
10/07/16	FHLB	1.000	09/26/19	10,000,000	99.727	9,972,700	98.91	9,890,800	909	1.094
06/29/16	FNMA	1.125	06/21/19	10,400,000	100.857	10,497,978	99.44	10,341,760	812	0.833
02/03/16	FNMA	1.375	01/28/19	6,000,000	100.842	6,050,520	100.11	6,006,840	668	1.088
05/16/16	FNMA	1.000	02/26/19	5,000,000	100.116	5,005,800	99.35	4,967,300	697	0.957
04/20/16	FHLB	1.125	04/15/19	8,000,000	100.319	8,020,420	99.52	7,961,280	745	1.016
12/08/16	FHLB	1.250	01/16/19	2,950,000	99.996	2,949,882	99.90	2,947,168	656	1.252
07/08/16	FHLMC	1.250	08/01/19	5,000,000	101.285	5,064,250	99.63	4,981,600	853	0.824
09/06/16	FNMA	1.000	08/28/19	13,500,000	99.836	13,477,860	98.94	13,356,630	880	1.056
02/28/17	FNMA	1.500	02/28/20	11,050,000	99.936	11,019,678	99.76	11,023,370	1064	1.522
08/02/16	FNMA	0.875	08/02/19	7,800,000	99.832	7,786,896	98.70	7,698,756	854	0.932
Agency Total				105,150,000		105,261,730		104,421,488	800	1.038
07/02/16	East West Bk CD	0.700	07/07/17	10,348,014	100.000	10,348,014	100.00	10,348,014	98	0.700
10/21/16	East West Bk CD	0.500	10/24/17	5,038,626	100.000	5,038,626	100.00	5,038,626	207	0.700
Collateralized CDs Total				15,386,639		15,386,639		15,386,639	134	0.700

Detail of Security Holdings As of March 31, 2017

Settlement Date	Security Description	Coupon	Maturity Date	Par Value	Purchase Price	Book Value	Market Price	Market Value	Days to Maturity	Yield to Maturity
09/11/14	US BK NA CINCIN C/D	1.375	09/11/17	4,000,000	100.000	3,993,560	100.13	4,005,080	164	1.430
03/09/16	US Bank CD	1.060	03/09/18	4,000,000	100.000	4,000,000	100.00	4,000,000	343	1.060
11/17/15	SKANDINAV ENSKD CD	1.480	11/16/17	4,500,000	100.000	4,500,000	100.00	4,500,000	230	1.480
02/09/17	BK OF MONTREAL YC/D	1.880	02/07/19	5,000,000	100.000	5,000,000	100.69	5,034,550	678	1.880
12/05/16	NORDEA BK FINL YC/D	1.760	11/30/18	4,000,000	100.000	4,000,000	100.55	4,022,120	609	1.760
12/05/16	CANADIAN IMP BK YC/D	1.760	11/30/18	5,000,000	99.922	4,996,100	100.55	5,027,650	609	1.800
11/18/15	HSBC BK C/D	0.954	11/17/17	4,000,000	100.000	4,000,000	100.00	4,000,000	231	0.954
03/16/16	Toronto Dominion CD	1.720	03/14/18	5,000,000	100.000	5,000,000	100.23	5,011,700	348	1.720
04/27/15	RABOBANK CD	1.070	04/21/17	4,000,000	100.000	4,000,000	100.01	4,000,280	21	1.070
03/15/16	ROYAL BK CDA Y C/D	1.700	03/09/18	4,000,000	100.000	4,000,000	100.12	4,004,880	343	1.700
Negotiable CDs Total				43,500,000		43,489,660		43,606,260	369	1.507
10/31/16	BANK OF TOKYO MITS DC/P	1.260	04/28/17	3,500,000	99.374	3,478,073	99.93	3,497,550	28	1.260
11/21/16	CREDIT AGRICOLE DC/P	1.110	05/15/17	3,000,000	99.460	2,983,813	99.88	2,996,370	45	2.260
01/09/17	BNP PARIBAS FIN DC/P	1.290	07/07/17	5,000,000	99.360	4,967,929	99.69	4,984,700	98	1.300
11/03/16	TOYOTA MTR CRED DC/P	0.980	05/02/17	3,000,000	99.505	2,985,150	99.92	2,997,570	32	3.260
Commercial Paper Total				14,500,000		14,414,964		14,476,190	56	1.895
04/21/16	INTER-AMER DEV BANK	1.000	05/13/19	3,000,000	99.714	2,991,420	99.01	2,970,210	773	1.095
Supranationals				3,000,000		2,991,420		2,970,210	773	1.095
05/12/15	APPLE INC NOTES	1.000	05/03/18	4,000,000	99.121	3,964,840	99.70	3,987,920	398	1.302
12/12/16	BK NEW YORK NTS	2.300	09/11/19	2,000,000	101.107	2,022,140	100.95	2,018,960	894	1.884
10/14/16	TOYOTA MOTOR CR CORP	2.125	07/18/19	1,000,000	101.670	1,016,700	100.79	1,007,940	839	1.505
10/14/16	TOYOTA MTR CR CORP	1.400	05/20/19	1,500,000	99.906	1,498,590	99.20	1,488,030	780	1.437
10/14/16	AMERICAN HONDA BDS	1.200	07/12/19	2,495,000	99.241	2,476,063	98.65	2,461,417	833	1.483
07/17/15	GECC MTN	1.625	04/02/18	4,950,000	105.364	4,968,018	100.22	4,960,742	367	1.487
12/28/15	JPM CHASE & CO NT	1.800	01/25/18	5,000,000	99.888	4,994,400	100.15	5,007,700	300	1.855
11/19/14	CHEVRON CORP	1.345	11/15/17	5,000,000	100.199	5,009,950	100.01	5,000,350	229	1.345
02/29/16	CISCO SYSTEMS	1.600	02/28/19	3,000,000	100.330	3,009,900	100.14	3,004,170	699	1.487
02/24/16	IBM CORP NOTES	1.800	05/17/19	3,000,000	100.119	3,003,570	100.44	3,013,200	777	1.761
06/06/16	WELLS FARGO CO MTN	2.150	01/15/19	4,600,000	101.427	4,665,642	100.52	4,623,966	655	1.589
09/14/15	AMERICAN EXPRESS MTN	1.800	07/31/18	2,980,000	99.759	2,972,818	100.14	2,984,172	487	1.886
Medium Term Notes				39,525,000		39,602,631		39,558,567	527	1.578

Detail of Security Holdings As of March 31, 2017

Settlement Date	Security Description	Coupon	Maturity Date	Par Value	Purchase Price	Book Value	Market Price	Market Value	Days to Maturity	Yield to Maturity
12/23/15	U.S. Treasury	1.500	12/31/18	15,200,000	100.516	15,295,391	100.47	15,271,288	640	1.325
01/09/17	U.S. Treasury	1.250	01/31/20	7,000,000	99.170	6,940,820	99.36	6,954,920	1036	1.530
11/13/15	U.S. Treasury	1.250	11/30/18	11,000,000	100.234	11,002,578	100.07	11,007,260	609	1.242
02/03/16	U.S. Treasury	1.375	02/28/19	2,950,000	100.988	2,979,154	100.24	2,957,021	699	1.047
06/10/15	U.S. Treasury	1.000	05/31/18	15,000,000	99.762	14,964,258	99.86	14,978,850	426	1.082
04/20/16	U.S. Treasury	1.000	09/15/18	4,900,000	100.367	4,917,992	99.75	4,887,554	533	0.845
03/04/16	U.S. Treasury	1.625	03/31/19	5,850,000	101.793	5,954,889	100.70	5,891,126	730	1.031
12/05/16	U.S. Treasury	1.500	11/30/19	13,400,000	100.125	13,416,750	100.17	13,422,512	974	1.457
05/06/16	U.S. Treasury	1.250	10/31/18	9,950,000	101.066	10,034,779	100.08	9,957,761	579	0.816
Government Total				85,250,000		85,506,611		85,328,292	678	1.192
	East West Bank			104,335	100.000	104,335	100.00	104,335	1	0.350
	East West Bank			18,486,422	100.000	18,486,422	100.00	18,486,422	1	0.350
	US Bank General Acct			17,013,170	100.000	17,013,170	100.00	17,013,170	1	0.000
	Torrey Pines Bank			5,081,840	100.000	5,081,840	100.00	5,081,840	1	0.400
	Bank Demand Deposits			40,685,768		40,685,768		40,685,768	1	0.210
	DREYFUS GOVT INVEST			351,740	100.000	351,740	100.00	351,740	1	0.000
	Money Market Fund			351,740		351,740		351,740	1	0.000
	Local Agency Invstmnt Fd			48,027,904	100.000	48,027,904	99.98	48,020,211	1	0.777
	San Diego County Inv Pool			54,395,208	100.000	54,395,208	100.01	54,399,551	1	1.168
	CalTrust			15,256,919	100.000	15,256,919	100.00	15,256,919	1	1.030
Grand Total				\$ 465,029,178	100.14	\$ 465,371,194	99.80	\$ 464,461,834	396	1.086

Portfolio Investment Transactions

From January 1st, 2017 - March 31st, 2017

Settle Date	Security Description	Security Type	CUSIP	Coupon	Mature Date	Call Date	Unit Price	Amount
PURCHASES								
01/05/17	US TREAS NTS	US TREAS NTS	912828H52	1.250	01/30/20	--	99.140	\$ 3,987,249
01/09/17	US TREAS NTS	US TREAS NTS	912828H52	1.250	01/30/20	--	99.170	2,991,547
01/09/17	BNP PARIBAS DC/P	CP	09659BU73	1.290	07/07/17	--	99.360	4,967,929
02/09/17	BANK OF MONTREAL CD	Negotiable CD	06427KRC3	1.880	02/07/19	--	100.000	5,000,000
02/28/17	FNMA	AGCY	3135G0T29	1.500	02/28/20	--	99.360	6,046,128
03/07/17	FNMA	AGCY	3135G0T29	1.500	02/28/20	--	99.471	4,975,425
								\$ 27,968,278
CALLS								
								\$ -
MATURITIES								
01/03/17	BNP PARIBAS DC/P	CP	09659BN30	1.030	01/03/17	--	100.000	\$ 4,000,000
05/16/16	JP MORGAN SECS DC/P	CP	46640PPA5	1.020	02/10/17	--	100.000	5,000,000
								\$ 9,000,000
DEPOSITS								
								\$ -
WITHDRAWALS / SALES / TRANSFERS								
02/28/17	US TREAS NTS	US TREAS NTS	912828UU2	0.750	03/31/18	--	99.809	\$ 6,057,243
								\$ 6,057,243

Bond Proceeds Summary

SUMMARY OF 2010, 2013 & 2014 BOND PROCEEDS*

As of: March 31, 2017

(in thousands)

	Series 2010	Series 2013	Series 2014	Total	Yield	Rating
<u>Project Fund</u>						
SDCIP	\$ -	\$ 1,960	\$ 1,033	\$ 2,993	1.17% ¹⁾	AAAf
	\$ -	\$ 1,960	\$ 1,033	\$ 2,993		
<u>Debt Service Reserve & Coverage Funds</u>						
SDCIP	\$ 30,227	\$ 33,126	\$ 28,729	\$ 92,082	1.17% ¹⁾	AAAf
East West Bank CD	21,064	-	-	21,064	0.80%	N/R
	\$ 51,291	\$ 33,126	\$ 28,729	\$ 113,146		
	\$ 51,291	\$ 35,086	\$ 29,762	\$ 116,139	1.10%	


*Bond proceeds are not included in deposit limits as applied to operating funds

1) SDCIP Yield as of 2/28/17

Bond Proceeds Investment Transactions

From January 1st, 2017 - March 31st, 2017

Settle Date	Description	Security Type	CUSIP	Coupon	Mature Date	Call Date	Unit Price	Amount
PURCHASES								
							\$	-
CALLS								
							\$	-
MATURITIES								
							\$	-
DEPOSITS								
							\$	-
WITHDRAWALS / SALES								
3/17/2017	SDCIP (2013 Bonds)	SDCIP	--	1.17	--	--	1.000	\$ 6,474,001
							\$	6,474,001



Questions ?



San Diego County Regional Airport Authority

Summary of Outstanding Revolving Credit Obligations as of March 31, 2017

Presented by: Geoff Bryant
Manager Airport Finance

April 24, 2017

Revolving Credit Obligations as at March 31 2017

SERIES	PRINCIPAL	RATE	MONTHLY INTEREST AND FEES
NON-AMT	\$ 24,250,000	1.01%	\$ 22,414
AMT	16,884,000	1.01%	15,606
TAXABLE	15,697,000	1.38%	19,921
OUTSTANDING BALANCE	\$ 56,831,000		\$ 57,941
UNUTILIZED BALANCE	68,169,000	0.37%	20,913
TOTAL PROGRAM	\$ 125,000,000		\$ 78,853

Revolving Credit Obligations as at March 31 2017

Non-AMT balance has funded Parking Plaza construction. It is anticipated that this balance will increase as construction continues but will be refinanced with GARB bonds in the Summer of 2017

AMT balance funded various capital projects and is currently being amortized through 2030

Taxable balance defeased the Series 2005 Bonds and is being amortized through 2019

The Board Approved an amendment to the \$125 million US Bank Revolving line of credit and a new \$100 million RBC Revolving Draw Down Bond at the April Board Meeting.

The total program will be \$225 million once the RBC Draw Down Bond agreement closes

Questions



EXECUTIVE COMMITTEE

Meeting Date: **APRIL 24, 2017**

Subject:

Pre-Approval of Travel Requests and Approval of Business and Travel Expense Reimbursement Requests for Board Members, the President/CEO, the Chief Auditor and General Counsel

Recommendation:

Pre-approve Travel Requests and approve Business and Travel Expense Reimbursement Requests.

Background/Justification:

Authority Policies 3.30 (2)(b) and (4)(b) require that business expenses reimbursements of Board Members, the President/CEO, the Chief Auditor and the General Counsel be approved by the Executive Committee and presented to the Board for its information at its next regularly scheduled meeting.

Authority Policy 3.40 (2)(b) and (3)(b) require that travel expense reimbursements of Board Members, the President/CEO, the Chief Auditor and the General Counsel be approved by the Executive Committee and presented to the Board for its information at its next regularly scheduled meeting.

The attached reports are being presented to comply with the requirements of Policies 3.30 and 3.40.

Fiscal Impact:

Funds for Business and Travel expenses are included in the FY 2016-2017 Budget.

Environmental Review:

- A. This Board action is not a project that would have a significant effect on the environment as defined by the California Environmental Quality Act (CEQA), as amended. 14 Cal. Code Regs. §15378. This Board action is not a "project" subject to CEQA. Cal. Pub. Res. Code §21065.
- B. California Coastal Act Review: This Board action is not a "development" as defined by the California Coastal Act. Cal. Pub. Res. Code §30106.

Application of Inclusionary Policies:

Not applicable

Prepared by:

TONY R. RUSSELL
DIRECTOR, CORPORATE & INFORMATION GOVERNANCE/AUTHORITY CLERK

TRAVEL REQUEST

APRIL BOLING

**SAN DIEGO COUNTY REGIONAL AIRPORT AUTHORITY
OUT-OF-TOWN TRAVEL REQUEST**

GENERAL INSTRUCTIONS:

- A All travel requests must conform to applicable provisions of Policies 3.30 and 3.40
- B Personnel traveling at Authority expense shall, consistent with the provisions of Policies 3.30 and 3.40, use the most economical means available to affect the travel.

1 TRAVELER:

Travelers Name: April Boling Dept: 2
 Position Board Member President/CEO Gen. Counsel Chief Auditor

All other Authority employees (does not require executive committee administrator approval)

2 DATE OF REQUEST 4/12/17 **PLANNED DATE OF DEPARTURE/RETURN:** 5/3/17 / 5/7/17

3 DESTINATIONS/PURPOSE (Provide detailed explanation as to the purpose of the trip-- continue on extra sheets of paper as necessary):


Destination: Zurich, Switzerland Purpose: Attend Night in San Diego Reception with Edelweiss
 Explanation: _____

4 PROJECTED OUT-OF-TOWN TRAVEL EXPENSES

A TRANSPORTATION COSTS:

• AIRFARE	\$ 1400.00
• OTHER TRANSPORTATION (Taxi, Train, Car Rental)	\$ 200.00
B. LODGING	\$ 1032.00
C. MEALS	\$ 555
D. SEMINAR AND CONFERENCE FEES	\$
E. ENTERTAINMENT (If applicable)	\$
F. OTHER INCIDENTAL EXPENSES	\$
TOTAL PROJECTED TRAVEL EXPENSE	\$ 3187.00


CERTIFICATION BY TRAVELER By my signature below, I certify that the above listed out-of-town travel and associated expenses conform to the Authority's Policies 3.30 and 3.40 and are reasonable and directly related to the Authority's business.

Travelers Signature:  Date: 4/12/17

CERTIFICATION BY ADMINISTRATOR (Where Administrator is the Executive Committee, the Authority Clerk's signature is required).

By my signature below, I certify the following.

- 1 I have conscientiously reviewed the above out-of-town travel request and the details provided on the reverse.
- 2 The concerned out-of-town travel and all identified expenses are necessary for the advancement of the Authority's business and reasonable in comparison to the anticipated benefit to the Authority.
- 3 The concerned out-of-town travel and all identified expenses conform to the requirements and intent of Authority's Policies 3.30 and 3.40.

Administrator's Signature:  Date: 4/13/17

AUTHORITY CLERK CERTIFICATION ON BEHALF OF EXECUTIVE COMMITTEE

I, _____, hereby certify that this document was approved
 (Please leave blank. Whoever clerk's the meeting will insert their name and title.)
 by the Executive Committee at its _____ meeting.
 (Leave blank and we will insert the meeting date.)

KIMBERLY J BECKER

**SAN DIEGO COUNTY REGIONAL AIRPORT AUTHORITY
OUT-OF-TOWN TRAVEL REQUEST**

GENERAL INSTRUCTIONS:

- A. All travel requests must conform to applicable provisions of Policies 3.30 and 3.40.
- B. Personnel traveling at Authority expense shall, consistent with the provisions of Policies 3.30 and 3.40, use the most economical means available to affect the travel.

1. TRAVELER:

Travelers Name: Kimberly J. Becker Dept: 6

Position: Board Member President/CEO Gen. Counsel Chief Auditor

All other Authority employees (does not require executive committee administrator approval)

2. DATE OF REQUEST: 4/3/17 **PLANNED DATE OF DEPARTURE/RETURN:** 5/8/17 / 5/8/17

3. DESTINATIONS/PURPOSE (Provide detailed explanation as to the purpose of the trip-- continue on extra sheets of paper as necessary):

Destination: Long Beach, CA

Purpose: Attend AAAE Top 100 CEO Focus Summit at the AAAE Annual Conference

Explanation:

4. PROJECTED OUT-OF-TOWN TRAVEL EXPENSES

A. TRANSPORTATION COSTS:

• AIRFARE	\$	
• OTHER TRANSPORTATION (Taxi, Train, Car Rental)	\$	120.00
B. LODGING	\$	265.00
C. MEALS	\$	50.00
D. SEMINAR AND CONFERENCE FEES	\$	
E. ENTERTAINMENT (If applicable)	\$	
F. OTHER INCIDENTAL EXPENSES	\$	50.00
TOTAL PROJECTED TRAVEL EXPENSE	\$	485.00

CERTIFICATION BY TRAVELER By my signature below, I certify that the above listed out-of-town travel and associated expenses conform to the Authority's Policies 3.30 and 3.40 and are reasonable and directly related to the Authority's business.

Travelers Signature:  Date: 4.2.17

CERTIFICATION BY ADMINISTRATOR (Where Administrator is the Executive Committee, the Authority Clerk's signature is required).

By my signature below, I certify the following:

1. I have conscientiously reviewed the above out-of-town travel request and the details provided on the reverse.
2. The concerned out-of-town travel and all identified expenses are necessary for the advancement of the Authority's business and reasonable in comparison to the anticipated benefit to the Authority.
3. The concerned out-of-town travel and all identified expenses conform to the requirements and intent of Authority's Policies 3.30 and 3.40.

Administrator's Signature: _____ Date: _____

AUTHORITY CLERK CERTIFICATION ON BEHALF OF EXECUTIVE COMMITTEE

I, _____, hereby certify that this document was approved
(Please leave blank. Whoever clerk's the meeting will insert their name and title.)

by the Executive Committee at its _____ meeting.
(Leave blank and we will insert the meeting date.)

**SAN DIEGO COUNTY REGIONAL AIRPORT AUTHORITY
OUT-OF-TOWN TRAVEL REQUEST**

GENERAL INSTRUCTIONS:

- A. All travel requests must conform to applicable provisions of Policies 3.30 and 3.40.
- B. Personnel traveling at Authority expense shall, consistent with the provisions of Policies 3.30 and 3.40, use the most economical means available to affect the travel.

1. TRAVELER:

Travelers Name: Kimberly J. Becker Dept: 6

Position: Board Member President/CEO Gen. Counsel Chief Auditor

All other Authority employees (does not require executive committee administrator approval)

2. DATE OF REQUEST: 4/3/17 PLANNED DATE OF DEPARTURE/RETURN: 5/23/17 / 5/25/17

3. DESTINATIONS/PURPOSE (Provide detailed explanation as to the purpose of the trip— continue on extra sheets of paper as necessary):

Destination: Los Angeles, CA Purpose: Attend ACI-NA Airport Construction Strategy Summit


Explanation:

4. PROJECTED OUT-OF-TOWN TRAVEL EXPENSES

A. TRANSPORTATION COSTS:

• AIRFARE	\$	
• OTHER TRANSPORTATION (Taxi, Train, Car Rental)	\$	136.00
B. LODGING	\$	600.00
C. MEALS	\$	100.00
D. SEMINAR AND CONFERENCE FEES	\$	685.00
E. ENTERTAINMENT (If applicable)	\$	
F. OTHER INCIDENTAL EXPENSES	\$	50.00
TOTAL PROJECTED TRAVEL EXPENSE	\$	1571.00

CERTIFICATION BY TRAVELER By my signature below, I certify that the above listed out-of-town travel and associated expenses conform to the Authority's Policies 3.30 and 3.40 and are reasonable and directly related to the Authority's business.

Travelers Signature:  Date: 4.2.17

CERTIFICATION BY ADMINISTRATOR (Where Administrator Is the Executive Committee, the Authority Clerk's signature is required).

By my signature below, I certify the following:

1. I have conscientiously reviewed the above out-of-town travel request and the details provided on the reverse.
2. The concerned out-of-town travel and all identified expenses are necessary for the advancement of the Authority's business and reasonable in comparison to the anticipated benefit to the Authority.
3. The concerned out-of-town travel and all identified expenses conform to the requirements and intent of Authority's Policies 3.30 and 3.40.

Administrator's Signature: _____ Date: _____

AUTHORITY CLERK CERTIFICATION ON BEHALF OF EXECUTIVE COMMITTEE

I, _____, hereby certify that this document was approved
(Please leave blank. Whoever clerk's the meeting will insert their name and title.)

by the Executive Committee at its _____ meeting.
(Leave blank and we will insert the meeting date.)

TRAVEL EXPENSE

THELLA F. BOWENS

**SAN DIEGO COUNTY REGIONAL AIRPORT AUTHORITY
TRAVEL EXPENSE REPORT**

(To be completed within 30 days from travel return date)

TRAVELER: Thefia F. Bowens DEPT. NAME & NO. Executive Office/BU 6
 DEPARTURE DATE: 3/29/2017 RETURN DATE: 3/30/2017 REPORT DUE: 4/29/17
 DESTINATION: Sacramento, CA - To receive Proclamation

Please refer to the Authority Travel and Lodging Expense Reimbursement Policy, Article 3, Part 3.4, Section 3.40, outlining appropriate reimbursable expenses and approvals. Please attach all required supporting documentation. All receipts must be detailed, (credit card receipts do not provide sufficient detail). Any special items should be explained in the space provided below.

	Authority Expenses (Prepaid by Authority)	Employee Expenses							TOTALS
		SUNDAY	MONDAY	TUESDAY	WEDNESDAY	THURSDAY	FRIDAY	SATURDAY	
Air Fare, Railroad, Bus (attach copy of itinerary w/charges)	\$819.57				3/29/17	3/30/17			0.00
Conference Fees (provide copy of flyer/registration expenses)									0.00
Rental Car*									0.00
Gas and Oil*									0.00
Garage/Parking*									0.00
Mileage - attach mileage form*									0.00
Taxi and/or Shuttle Fare (include tips pd.)*									0.00
Hotel*				210.81					210.81
Telephone, Internet and Fax*									0.00
Laundry*									0.00
Tips - separately paid (maids, bellhop, other hotel svcs.)									0.00
Meals (include tips pd.)	Breakfast*								0.00
	Lunch*								0.00
	Dinner*				86.53				86.53
	Other Meals*								0.00
<i>Alcohol is a non-reimbursable expense.</i>									
Hospitality ¹ *									0.00
Miscellaneous:									0.00
									0.00
*Provide detailed receipts									0.00
Total Expenses prepaid by Authority	819.57	0.00	0.00	0.00	297.34	0.00	0.00	0.00	297.34

Explanation:	Total Expenses Prepaid by Authority	819.57
	Total Expenses Incurred by Employee (Including cash advances)	297.34
	Grand Trip Total	1,116.91
	Less: Cash Advance (attach copy of Authority ck)	
	Less Expenses Prepaid by Authority	819.57
	Due Traveler (positive amount)²	
	Due Authority (negative amount)³	297.34
<i>Note: Send this report to Accounting even if the amount is \$0.</i>		

¹Give names and business affiliations of any persons whose meals were paid by traveler.
²Prepare Check Request
³Attach personal check payable to SDCRAA

I as traveler or administrator acknowledge that I have read, understand and agree to Authority policies 3.40 - Travel and Lodging Expense Reimbursement Policy⁴ and 3.30 - Business Expense Reimbursement Policy⁵ and that any purchases/claims that are not allowed will be my responsibility. I further certify that this report of travel expenses were incurred in connection with official Authority business and is true and correct.
⁴Travel and Lodging Expense Reimbursement Policy 3.40 ⁵Business Expense Reimbursement Policy 3.30

Prepared By: Kim Ayers Ext.: 2445
 Traveler Signature: [Signature] Date: 4.2.17
 Approved By: [Signature] Date: _____

AUTHORITY CLERK CERTIFICATION ON BEHALF OF EXECUTIVE COMMITTEE (To be certified if used by President/CEO, Gen. Counsel, or Chief Auditor)

I, _____ hereby certify that this document was approved by the Executive Committee at its _____ meeting.
 (Please leave blank. Whoever clerk's the meeting will insert their name and title.)
 (Leave blank and we will insert the meeting date.)

Failure to attach required documentation will result in the delay of processing reimbursement. If you have any questions, please see your department Administrative Assistant or call Accounting at ext. 2806.

SAN DIEGO COUNTY REGIONAL AIRPORT AUTHORITY
OUT-OF-TOWN TRAVEL REQUEST

GENERAL INSTRUCTIONS:

- A. All travel requests must conform to applicable provisions of Policies 3.30 and 3.40.
- B. Personnel travelling at Authority expense shall, consistent with the provisions of Policies 3.30 and 3.40, use the most economical means available to affect the travel.

1. TRAVELER:

Travelers Name: Thella F. Bowens Dept: 6
Position: Board Member President/CEO Gen. Counsel Chief Auditor

All other Authority employees (does not require executive committee administrator approval)

2. DATE OF REQUEST: 3/22/17 **PLANNED DATE OF DEPARTURE/RETURN:** 3/29/17 / 3/30/17

3. DESTINATIONS/PURPOSE (Provide detailed explanation as to the purpose of the trip— continue on extra sheets of paper as necessary):

Destination: Sacramento, CA Purpose: Attend State Capitol to receive Proclamation
Explanation:

4. PROJECTED OUT-OF-TOWN TRAVEL EXPENSES

A. TRANSPORTATION COSTS:

• AIRFARE \$ 600.00
• OTHER TRANSPORTATION (Taxi, Train, Car Rental) \$ 100.00

B. LODGING \$ 470.00

C. MEALS \$ 75.00


D. SEMINAR AND CONFERENCE FEES \$

E. ENTERTAINMENT (if applicable) \$

F. OTHER INCIDENTAL EXPENSES \$ 50.00

TOTAL PROJECTED TRAVEL EXPENSE \$ 1295.00


CERTIFICATION BY TRAVELER By my signature below, I certify that the above listed out-of-town travel and associated expenses conform to the Authority's Policies 3.30 and 3.40 and are reasonable and directly related to the Authority's business.

Travelers Signature:  Date: 3/22/17

CERTIFICATION BY ADMINISTRATOR (Where Administrator is the Executive Committee, the Authority Clerk's signature is required).

By my signature below, I certify the following:

- 1. I have conscientiously reviewed the above out-of-town travel request and the details provided on the reverse.
- 2. The concerned out-of-town travel and all identified expenses are necessary for the advancement of the Authority's business and reasonable in comparison to the anticipated benefit to the Authority.
- 3. The concerned out-of-town travel and all identified expenses conform to the requirements and intent of Authority's Policies 3.30 and 3.40.

Administrator's Signature:  Date: 3/22/17

AUTHORITY CLERK CERTIFICATION ON BEHALF OF EXECUTIVE COMMITTEE

I, _____, hereby certify that this document was approved
(Please leave blank. Whoever clerk's the meeting will insert their name and title.)
by the Executive Committee at its _____ meeting.
(Leave blank and we will insert the meeting date.)

Ayers Kim

From: Martin Kamaal
Sent: Wednesday, March 22, 2017 1:28 PM
To: Ayers Kim
Subject: FW: Retirement Recognition

FYI

From: Jackson, Jannell [<mailto:Jannell.Jackson@asm.ca.gov>]
Sent: Wednesday, March 22, 2017 11:24 AM
To: Martin Kamaal
Cc: Collins, LaShae
Subject: Retirement Recognition

Hi Kamaal,


I did not forget about you. I left you a voicemail yesterday afternoon.

We are working on an Assembly Floor recognition in Sacramento for Ms. Bowens on Thursday, March 30, 2017 at 9am.

Please place a tentative hold for this day and time. We will be in touch as soon as we have more details.

Thanks so much,

Jannell Jackson-Senior Field Representative
Assemblymember Shirley Weber, Ph.D.
79th Assembly District Office
1350 Front Street, Suite 6046
San Diego, CA 92101
(619) 531-7913 office
(619) 531-7924 fax





Traveltrust Corporation
 374 North Coast Hwy 101, Suite F
 Encinitas, CA 92024
 Phone: (760) 635-1700



Friday, 24MAR 2017 02:36 PM EDT

Passengers: THELLA BOWENS (06)

Agency Reference Number: XMRONP

Click here to view your current Itinerary or ETicket receipt on-line: tripcase.com

Alaska Airlines Confirmation IZVHFC

Please review your Itinerary and report any discrepancies to Traveltrust within 24hrs of receipt
 Be sure to visit www.traveltrust.com for additional travel information

TRAVELTRUST STRONGLY RECOMMENDS CHECKING IN
 ONLINE WITH YOUR AIRLINE AT LEAST 24 HOURS PRIOR TO
 EACH FLIGHT FOR THE MOST CURRENT TIMES AND ALERTS



Alaska Airlines

Operated By: SKYWEST AIRLINES AS
 ALASKASKYWEST
 CHKIN-SAN-SMF CHECK-IN WITH ALASKA AIRLINES
 From: San Diego CA, USA
 To: Sacramento CA, USA
 Stops: Nonstop
 Seats: 10B
 Equipment: EMBRAER EMB 175

Flight Number: 3344
Depart: 05:00 PM
Arrive: 06:37 PM
 Duration: 1 hour(s) 37 minute(s)
 Status: CONFIRMED

Class: B-Coach/Economy
 Miles: 468 / 749 KM

DEPARTS SAN TERMINAL 1 - ARRIVES SMF CENTRAL TERMINAL B
 Frequent Flyer Number: [REDACTED] applied to AS
 AISLE SEAT CONFIRMED
 Alaska Airlines Confirmation number is IZVHFC



Alaska Airlines

Operated By: SKYWEST AIRLINES AS
 ALASKASKYWEST
 CHKIN-SMF-SAN CHECK-IN WITH ALASKA AIRLINES
 From: Sacramento CA, USA
 To: San Diego CA, USA
 Stops: Nonstop
 Seats: 10C
 Equipment: EMBRAER EMB 175

Flight Number: 3343
Depart: 02:35 PM
Arrive: 04:04 PM
 Duration: 1 hour(s) 29 minute(s)
 Status: CONFIRMED

Class: B-Coach/Economy
 Miles: 468 / 749 KM

DEPARTS SMF CENTRAL TERMINAL B - ARRIVES SAN TERMINAL 1
 Frequent Flyer Number: [REDACTED] applied to AS
 AISLE SEAT CONFIRMED
 Alaska Airlines Confirmation number is IZVHFC

THIS TICKET IS NON-REFUNDABLE AND MUST BE USED FOR THE FLIGHTS BOOKED. IF THE RESERVATION IS NOT USED OR CANCELLED BEFORE THE DEPARTURE OF YOUR FLIGHTS IT MAY HAVE NO VALUE. CONTACT TRAVELTRUST BEFORE YOUR OUTBOUND FLIGHT IF CHANGE IS NECESSARY. ALASKA AIRLINES CONFIRMATION NUMBER - IZVHFC FOR EMERGENCY SERVICE FROM UNITED STATES - 888-221-6043

Ticket/Invoice Information

Ticket for: THELLA BOWENS
Date issued: 3/24/2017 Invoice Nbr: 5417977
Ticket Nbr: AS7958528325 Electronic Tkt: Yes Amount: 522.40 USD
Base: 459.54 US Tax: 34.46 USD XT Tax: 28.40 USD
Charged to: AX*****[REDACTED]

Service fee: THELLA BOWENS
Date issued: 3/24/2017
Document Nbr: XD0702500786 Amount: 30.00
Charged to: AX*****[REDACTED]

Total Tickets: 522.40
Total Fees: 30.00
Total Amount: 552.40

Click here 24 hours in advance to obtain boarding passes:

[ALASKA](#)

Click here to review Baggage policies and guidelines:

[ALASKA](#)

Check operating carrier website for any policies that may vary.

TSA Guidance- a government issued photo Id is needed for checkin.
Please allow minimum 3 hour check-in for International flights and 2 hours for Domestic.
For Additional security information visit www.tsa.gov.

Thank you for choosing Traveltrust!
Our Business Hours are 2am-5:30pm Pacific Monday - Friday,
Saturday from 9am-1pm Pacific.
For EMERGENCY AFTERTHOURS assistance in the US, please call 888-221-6043 and use VIP Code SJE72.
You can also use the Direct Dial Number 682-233-1914 or the collect number 682-847-0061.
Each call is billable at a minimum \$25.00 per call/reservation



Traveltrust Corporation
 374 North Coast Hwy 101, Suite F
 Encinitas, CA 92024
 Phone: (760) 635-1700

ADD TO OUTLOOK

Thursday, 30MAR 2017 02:37 PM EDT

Passengers: **HELLA BOWENS (06)**

Agency Reference Number: FVCVHU

Click here to view your current itinerary or ETicket receipt on-line: tripcase.com

*RETURNED ON
EARLIER FLIGHT*

Please review your itinerary and report any discrepancies to Traveltrust within 24hrs of receipt
 Be sure to visit www.traveltrust.com for additional travel information

TRAVELTRUST STRONGLY RECOMMENDS CHECKING IN
 ONLINE WITH YOUR AIRLINE AT LEAST 24 HOURS PRIOR TO
 EACH FLIGHT FOR THE MOST CURRENT TIMES AND ALERTS

AIR:	Thursday, 30MAR 2017		
Southwest Airlines		Flight Number: 1531	Class: Y-Coach/Economy
From: Sacramento CA, USA		Depart: 12:00 PM	
To: San Diego CA, USA		Arrive: 01:25 PM	
Stops: Nonstop		Duration: 1 hour(s) 25 minute(s)	
		Status: CONFIRMED	Miles: 468 / 749 KM
Equipment: Boeing 737 Jet			
DEPARTS SMF CENTRAL TERMINAL B - ARRIVES SAN TERMINAL 1			

A PORTION OF THIS TRIP MAY BE REFUNDABLE. PLEASE RETURN
 UNUSED PORTIONS TO TRAVELTRUST FOR POSSIBLE REFUND.
 FOR EMERGENCY SERVICE FROM UNITED STATES - 888-221-6043

Ticket/Invoice Information

Ticket for: **HELLA BOWENS**
 Ticket Nbr: **WN2498190998** Electronic Tkt: No Amount: 237.17
 Base: 207.41 Tax: 29.76
 Charged to: **AX*******

Service fee: **HELLA BOWENS**
 Date issued: **3/30/2017**
 Document Nbr: **XD0702755455** Amount: 30.00
 Charged to: **AX*******

Total Tickets: 237.17
 Total Fees: 30.00
 Total Amount: 267.17

Click here 24 hours in advance to obtain boarding passes:
[SOUTHWEST](#)

Click here to review Baggage policies and guidelines:
[SOUTHWEST](#)

The
CITIZEN
HOTEL

AUTOGRAPH COLLECTIONSM
HOTELS

Thella Bowens

Room Number: 0206
 Arrival Date: 03-29-17
 Departure Date: 03-30-17
 CRS Number: 97207173
 Rewards No:

Company: *California Strategies*

INVOICE

Folio No: 71482

Date	Description	Charges	Credits
03-29-17	Room Charge	183.00	
03-29-17	Occupancy Tax	21.96	
03-29-17	City of Sacramento Tourism Asses:	5.49	
03-29-17	CA Tourism Assessment	0.36	
03-30-17	American Express XXXXXXXXXXXX [REDACTED] XX/XX		210.81
Total		210.81	210.81
Balance		0.00	

RECEIPTS FOR TRIP TO SACRAMENTO, TO RECEIVE A STATE
PROCLAMATION

March 30, 2017 - THELLA F. BOWENS

1131 K Street
Sacramento, CA 95814
(916) 443-3772

201060 AMBER F

Tbl 11/2 Chk 4773 Gst 1
Mar29'17 07:29PM

1 Beet Salad	12.00
1 Bavette	45.00
1 Meringue	10.00

SUBTOTAL 67.00 ~~90.50~~
TAX 5.53 ~~7.47~~
TOTAL DUE \$ 72.53 ~~97.97~~

Thank you for dining with us!

1131 K Street
Sacramento, CA 95814
(916) 443-3772

Date: Mar29'17 09:24PM
Card Type: AMEX
Acct #: XXXXXXXXXXXX
Card Entry: SWIPED
Trans Type: PURCHASE
Auth Code: 508176
Check: 4773
Table: 11/2
Server: 201060 AMBER F

Subtotal: ~~97.97~~ 72.53

Tip _____ 14.00

Total: _____ \$ 86.53

I wish to allocate 5% of the
above tip to the Kitchen Staff.
If so, please initial here _____

X _____
I agree to pay in total pursuant
to the card issuer agreement.

BUSINESS EXPENSE

APRIL BOLING

SAN DIEGO COUNTY REGIONAL AIRPORT AUTHORITY

2017

SDCRAA
APR 03 2017
Corporate & Information Governance


MONTHLY MILEAGE and PARKING FEE REIMBURSEMENT REPORT

EMPLOYEE NAME			PERIOD COVERED	
C. April Boling			Mar. 2017	
DEPARTMENT/DIVISION				
Date	Miles driven	Destination and purpose of trip	Parking fees & other transportation costs paid	\$\$\$
3/2/17	29.40	Airport/ALUC Board Mtg.		
3/2/17	31.80	Marriott Marquis Hotel/SD Partnership Dinner		19.00
3/6/17	32.00	One America Plaza/CEO Search Interviews		30.00
3/7/17	32.00	One America Plaza/CEO Search Interviews		30.00
3/10/17	29.40	Airport/Airport Board Retreat		
3/10/17	45.60	The Barrel Room/Board Retreat Networking Dinner		
3/11/17	29.40	Airport/Airport Board Retreat		
3/14/17	29.40	Airport/Mtg.w/Jeffrey Woodson re: Schedule for the FIS		
3/15/17	27.00	Mayor's Office/Qrtly. Mtg.w/Mayor		
3/15/17	29.40	Airport/Alaska Airlines Announcement		
3/17/17	40.40	La Valencia Hotel/Thella's Reception		
3/19/17	28.80	Eddie V's/CEO Candidate Social/Dinner		13.00
3/20/17	29.40	Airport/CEO Search Special Board Mtg.		
3/27/17	29.40	Airport/Exec. Finance Mtg.		
SUBTOTAL	443.40		SUBTOTAL	

Computation of Reimbursement

	443.40
REIMBURSEMENT RATE: (see below) *	Rate as of January 2017 X 0.537
TOTAL MILEAGE REIMBURSEMENT	238.11
PARKING FEES/TOLL CHARGES (ATTACH RECEIPTS)	92.00
TOTAL REIMBURSEMENT REQUESTED	\$ 330.11

I acknowledge that I have read, understand and agree to Authority Policy 3.30 - Business Expense Reimbursement Policy and that any purchases/claims that are not allowed will be my responsibility. I further certify that this report of business expenses were incurred in connection with official Authority business and is true and correct.
Business Expense Reimbursement Policy 3.30

 SIGNATURE OF EMPLOYEE	 DEPT./DIV. HEAD APPROVAL
--	----------------------------------

65-804

**SAN DIEGO MARRIOTT
MARQUIS**

333 WEST HARBOR DRIVE
SAN DIEGO, CA 92101-7709
(619) 234-1500

GUEST RECEIPT

RATE: \$19.00

ABM Parking Services

9 San Diego ✓

Lane 7 03/06/17 12:07
Receipt 065944

Short-term parking tkt
OAP - No. 002583
03/06/17 07:55
03/06/17 12:07
Period 0d4h13'
(Tax) \$30.00

Sub Total \$30.00
Tax \$0.00

Total \$30.00

Payment Received
VISA \$30.00
XXXXXXXXXXXX
Merch: 4789307557514
Auth: 08486D
Type: Swiped

ONE AMERICA PLAZA

02AA3CEC - 1/1

IRVINE COMPANY | OFFICE
Since 1864 PROPERTIES

ABM Parking Services

9 San Diego ✓

Lane 7 03/07/17 14:29
Receipt 067025

Short-term parking tkt
OAP - No. 002591
03/07/17 10:18
03/07/17 14:29
Period 0d4h12'
(Tax) \$30.00

Sub Total \$30.00
Tax \$0.00

Total \$30.00

Payment Received
VISA \$30.00
XXXXXXXXXXXX
Merch: 4789307557514
Auth: 06043D
Type: Swiped

ONE AMERICA PLAZA

033814F1 - 1/1

IRVINE COMPANY | OFFICE
Since 1864 PROPERTIES



ACE PARKING MANAGEMENT, INC.

LOCATION SEAFORT Amount Received \$ 13.00

RECEIPT OF PAYMENT

Signed: _____

ROBERT GLEASON

SAN DIEGO COUNTY REGIONAL AIRPORT AUTHORITY

2017

SDCRAA
APR 06 2017
Corporate & Information Governance

MONTHLY MILEAGE and PARKING FEE REIMBURSEMENT REPORT

EMPLOYEE NAME ROBERT GLEASON			PERIOD COVERED MARCH 1 - MARCH 31, 2017	
DEPARTMENT/DIVISION BOARD MEMBER				
Date	Miles driven	Destination and purpose of trip	Parking fees & other transportation costs paid	\$\$\$
3/6/17		One America Plaza / CEO Interviews	Parking	30.00
3/7/17		One America Plaza / CEO Interviews	Parking	30.00
3/19/17		Grant Grill / dinner with CEO finalist, Greg Cox, and Cheryl Cox		255.50
3/19/17		US Grant	Parking	12.00
SUBTOTAL				327.50

Computation of Reimbursement

REIMBURSEMENT RATE: (see below) *	Rate as of January 2017	X	0.537
TOTAL MILEAGE REIMBURSEMENT			-
PARKING FEES/TOLL CHARGES (ATTACH RECEIPTS)			327.50
TOTAL REIMBURSEMENT REQUESTED			\$ 327.50

I acknowledge that I have read, understand and agree to Authority Policy 3.30 - Business Expense Reimbursement Policy and that any purchases/claims that are not allowed will be my responsibility. I further certify that this report of business expenses were incurred in connection with official Authority business and is true and correct.

Business Expense Reimbursement Policy 3.30

R. Gleason

SIGNATURE OF EMPLOYEE

DEPT./DIV. HEAD APPROVAL

ABM PARKING SERVICES
One America Plaza
600 West Broadway

AA Reimb.
Lane 4 03/06/17 12:08
Receipt 065946

Short-term parking tkt
OAP - No. 002265
03/06/17 12:07:38
03/06/17 12:08
Period 0d4h31'
(Tax) \$30.00
Sub Total \$30.00
Tax \$0.00
Total \$30.00

Payment Received
VISA \$30.00
XXXXXXXXXXXX
Merch: 4789307557514
Auth: 00705C
Type: Swiped

ONE AMERICA PLAZA
All Amounts in USD.
IRVINE COMPANY OFFICE
Since 1964 PROPERTIES

ABM PARKING SERVICES
One America Plaza
600 West Broadway

AA Reimb.
Lane 4 03/07/17 14:32
Receipt 067032

Short-term parking tkt
OAP - No. 002274
03/07/17 10:20
03/07/17 14:32
Period 0d4h13'
(Tax) \$30.00
Sub Total \$30.00
Tax \$0.00
Total \$30.00

Payment Received
VISA \$30.00
XXXXXXXXXXXX
Merch: 4789307557514
Auth: 06772C
Type: Swiped

ONE AMERICA PLAZA
All Amounts in USD.
IRVINE COMPANY OFFICE
Since 1964 PROPERTIES

Reimburse from Airport Authority
RKB Dinner w/ CEO finalist &
GRANT GRILL Greg Cox &
326 Broadway Cheryl Cox
San Diego, CA 92101
Tel: (619) 232-3121

914880039 Natalie M

CHK 5990 TBL 9/1

4 Amuse 0.00
1 Bowl Mock 12.00 T1
1 Ribeye 52.00 T1

1 Sprite 4.00 T1

1 White Sea Bass 34.00 T1
1 Bowl Mock 12.00 T1
1 White Sea Bass 34.00 T1
1 Duck Confit 18.00 T1
1 White Sea Bass 34.00 T1

Sales Tax \$ 200.00
15.50
Total Due \$ 215.50
TIP: \$ 40.00
TOTAL: \$ 255.50

ROOM NO: _____
PRINT NAME _____
SIGNATURE: _____

Reimburse - AA
parking at dinner w/ CEO
THE US GRANT SAN DIEGO finalist
326 Broadway
San Diego, CA 92101
Tel: (619) 232-3121

914880150 A Goros

CHK 1080
3/19/2017 8:58 PM

1 \$10 Valet 10.00
Cash \$10.00
\$10.00

Check Closed + 2.00
3/19/2017 8:58 PM Tip

\$12.00

SAN DIEGO COUNTY REGIONAL AIRPORT AUTHORITY

Item 6

DRAFT BOARD AGENDA

Thursday, May 4, 2017
9:00 A.M.

San Diego International Airport
SDCRAA Administration Building – Third Floor
Board Room
3225 N. Harbor Drive
San Diego, California 92101

Board Members

C. April Boling
Chairman

Greg Cox
Jim Desmond
Robert H. Gleason
Jim Janney
Mark Kersey
Paul Robinson
Michael Schumacher
Mary Sessom

Ex-Officio Board Members

Laurie Berman
Eraina Ortega
Col. Jason Woodworth

President / CEO

Kimberly J. Becker

***Live webcasts of Authority Board meetings can be accessed at
<http://www.san.org/Airport-Authority/Meetings-Agendas/Authority-Board>***

This Agenda contains a brief general description of each item to be considered. The indication of a recommended action does not indicate what action (if any) may be taken. ***Please note that agenda items may be taken out of order.*** If comments are made to the Board without prior notice or are not listed on the Agenda, no specific answers or responses should be expected at this meeting pursuant to State law.

Staff Reports and documentation relating to each item of business on the Agenda are on file in Corporate & Information Governance and are available for public inspection.

NOTE: Pursuant to Authority Code Section 2.15, all Lobbyists shall register as an Authority Lobbyist with the Authority Clerk within ten (10) days of qualifying as a lobbyist. A qualifying lobbyist is any individual who receives \$100 or more in any calendar month to lobby any Board Member or employee of the Authority for the purpose of influencing any action of the Authority. To obtain Lobbyist Registration Statement Forms, contact the Corporate & Information Governance/Authority Clerk Department.

PLEASE COMPLETE A "REQUEST TO SPEAK" FORM PRIOR TO THE COMMENCEMENT OF THE MEETING AND SUBMIT IT TO THE AUTHORITY CLERK. ***PLEASE REVIEW THE POLICY FOR PUBLIC PARTICIPATION IN BOARD AND BOARD COMMITTEE MEETINGS (PUBLIC COMMENT) LOCATED AT THE END OF THE AGENDA.***

The Authority has identified a local company to provide oral interpreter and translation services for public meetings. If you require oral interpreter or translation services, please telephone the Corporate & Information Governance /Authority Clerk Department with your request at (619) 400-2400 at least three (3) working days prior to the meeting.



CALL TO ORDER:

PLEDGE OF ALLEGIANCE:

ROLL CALL:

PRESENTATIONS:

A. REVIEW OF THE UNAUDITED FINANCIAL STATEMENTS FOR THE NINE MONTHS ENDED MARCH 31, 2017:

Presented by Kathy Kiefer, Senior Director, Finance and Asset Management

REPORTS FROM BOARD COMMITTEES, AD HOC COMMITTEES, AND CITIZEN COMMITTEES AND LIAISONS:

STANDING BOARD COMMITTEES

- **AUDIT COMMITTEE:**
Committee Members: Gleason, Hollingworth, Robinson (Chair), Schumacher, Sessom, Tartre, Van Sambeek
- **CAPITAL IMPROVEMENT PROGRAM OVERSIGHT COMMITTEE:**
Committee Members: Gleason, Janney (Chair), Kersey, Robinson
- **EXECUTIVE PERSONNEL AND COMPENSATION COMMITTEE:**
Committee Members: Boling, Cox, Desmond (Chair), Kersey, Schumacher
- **FINANCE COMMITTEE:**
Committee Members: Boling (Chair), Cox, Janney, Sessom

ADVISORY COMMITTEES

- **AUTHORITY ADVISORY COMMITTEE:**
Liaison: Robinson (Primary), Boling
- **ART ADVISORY COMMITTEE:**
Committee Member: Gleason

LIAISONS

- **AIRPORT LAND USE COMPATIBILITY PLAN:**
Liaison: Janney
- **CALTRANS:**
Liaison: Berman

- **INTER-GOVERNMENTAL AFFAIRS:**
Liaison: Cox
- **MILITARY AFFAIRS:**
Liaison: Woodworth
- **PORT:**
Liaisons: Boling, Cox, Gleason (Primary), Robinson
- **WORLD TRADE CENTER:**
Representatives: Gleason (Primary)

BOARD REPRESENTATIVES (EXTERNAL)

- **SANDAG TRANSPORTATION COMMITTEE:**
Representatives: Boling (Alternate), Janney (Primary)

CHAIR’S REPORT:

PRESIDENT/CEO’S REPORT:

NON-AGENDA PUBLIC COMMENT:

Non-Agenda Public Comment is reserved for members of the public wishing to address the Board on matters for which another opportunity to speak **is not provided on the Agenda**, and which is within the jurisdiction of the Board. Please submit a completed speaker slip to the Authority Clerk. ***Each individual speaker is limited to three (3) minutes. Applicants, groups and jurisdictions referring items to the Board for action are limited to five (5) minutes.***

Note: Persons wishing to speak on specific items should reserve their comments until the specific item is taken up by the Board.

CONSENT AGENDA (Items 1-10):

The consent agenda contains items that are routine in nature and non-controversial. Some items may be referred by a standing Board Committee or approved as part of the budget process. The matters listed under 'Consent Agenda' may be approved by one motion. Any Board Member may remove an item for separate consideration. Items so removed will be heard before the scheduled New Business Items, unless otherwise directed by the Chair.

1. APPROVAL OF MINUTES:

The Board is requested to approve minutes of prior meetings.

RECOMMENDATION: Approve the minutes of the March 10 and March 11, 2017 special meeting, March 27, 2017 special meeting and April 6, 2017 regular meeting.

2. ACCEPTANCE OF BOARD AND COMMITTEE MEMBERS WRITTEN REPORTS ON THEIR ATTENDANCE AT APPROVED MEETINGS AND PRE-APPROVAL OF ATTENDANCE AT OTHER MEETINGS NOT COVERED BY THE CURRENT RESOLUTION:

The Board is requested to accept the reports.

RECOMMENDATION: Accept the reports and pre-approve Board member attendance at other meetings, trainings and events not covered by the current resolution.

(Corporate & Information Governance: Tony R. Russell, Director/Authority Clerk)

3. AWARDED CONTRACTS, APPROVED CHANGE ORDERS FROM MARCH 13, 2017 THROUGH APRIL 9, 2017 AND REAL PROPERTY AGREEMENTS GRANTED AND ACCEPTED FROM MARCH 13, 2017 THROUGH APRIL 9, 2017:

The Board is requested to receive the report.

RECOMMENDATION: Receive the report.

(Procurement: Jana Vargas, Director)

4. MAY 2017 LEGISLATIVE REPORT:

The Board is requested to approve the report.

RECOMMENDATION: Adopt Resolution No. 2017-____, approving the May 2017 Legislative Report.

(Inter-Governmental Relations: Michael Kulis, Director)

5. SDCRAA FIVE-YEAR STRATEGIC PLAN:

The Board is requested to approve the plan.

RECOMMENDATION: Adopt Resolution No. 2017-____, approving the Five-Year Strategic Plan.

(Talent, Culture & Capability: Kurt Gering, Director)

CLAIMS

COMMITTEE RECOMMENDATIONS

6. ACCEPT OF THE UNAUDITED FINANCIAL STATEMENTS FOR THE NINE MONTHS ENDED MARCH 31, 2017:

The Board is requested to accept the report.

RECOMMENDATION: Accept the report.

(Finance and Asset Management: Kathy Kiefer, Senior Director)

7. ACCEPT OF THE AUTHORITY'S INVESTMENT REPORT FOR THE NINE MONTHS ENDED MARCH 31, 2017:

The Board is requested to accept the report.

RECOMMENDATION: Accept the report.

(Finance and Asset Management: Kathy Kiefer, Senior Director)

CONTRACTS AND AGREEMENTS

8. APPROVE AND AUTHORIZE THE PRESIDENT/CEO TO EXECUTE A MEMORANDUM OF AGREEMENT WITH THE DEPARTMENT OF TRANSPORTATION FEDERAL AVIATION ADMINISTRATION:

The Board is requested to approve an agreement.

RECOMMENDATION: Adopt Resolution No. 2017-____, approving and authorizing the President/CEO to execute a Memorandum of Agreement between the Department of Transportation Federal Aviation Administration (FAA) and the San Diego County Regional Airport Authority, for an amount not-to-exceed \$619,500.00 to remove and replace the existing prototype Runway Status Lighting (RWSL) system with a new RWSL at San Diego International Airport.

(Facilities Development: Iraj Ghaemi, Director)

CONTRACTS AND AGREEMENTS AND/OR AMENDMENTS TO CONTRACTS AND AGREEMENTS EXCEEDING \$1 MILLION

9. AWARD A CONTRACT TO PRAVA CONSTRUCTION FOR THE TERMINAL TWO EAST IMPROVEMENTS AT SAN DIEGO INTERNATIONAL AIRPORT:

The Board is requested to award a contract.

RECOMMENDATION: Adopt Resolution No. 2017-____, awarding a contract to Prava Construction in the amount of \$3,699,322.94 for Project No. 104210, Terminal Two East Improvements at San Diego International Airport.

(Facilities Development: Iraj Ghaemi, Director)

10. APPROVE AND AUTHORIZE THE PRESIDENT/CEO TO AWARD MULTIPLE AGREEMENTS TO PURCHASE IT EQUIPMENT AND SUPPLIES AS NEEDED FOR REPAIR AND MAINTENANCE:

The Board is requested to approve an agreement.

RECOMMENDATION: Adopt Resolution No. 2017-____, approving and authorizing the President/CEO to award multiple agreements with four companies: GovConnection, Insight Public Sector, Kambrian Corporation and Questivity Inc., for a term of three years, in a combined amount not-to-exceed \$4,800,000 for the purchase of computer equipment, software, software licensing and maintenance, hardware maintenance, peripherals, and related services.

(Information & Technology Services: Rick Belliotti, Director)

PUBLIC HEARINGS:

OLD BUSINESS:

NEW BUSINESS:

11. DISCUSSION AND POSSIBLE ACTION REGARDING ASSEMBLY BILL 805 AND ASSEMBLY BILL 1069:

The Board is requested to approve staff recommended positions on Assembly Bill 805 and Assembly Bill 1069.

RECOMMENDATION: Adopt Resolution No. 2017-____, adopting a WATCH position on Assembly Bill 805.

Adopt Resolution No. 2017-____, adopting a WATCH position on Assembly Bill 1069.

(Inter-Governmental Relations: Michael Kulis, Director)

CLOSED SESSION:

12. CONFERENCE WITH LEGAL COUNSEL – EXISTING LITIGATION:

(Paragraph (1) of subdivision (d) of Cal. Gov. Code §54956.9)

Name of Case: GGTW LLC v San Diego County Regional Airport Authority, et al., San Diego Superior Court Case No. 37-2016-00032646-CU-BC-CTL

13. CONFERENCE WITH LEGAL COUNSEL – EXISTING LITIGATION:

(Paragraph (1) of subdivision (d) of Cal. Gov. Code §54956.9)

Name of Case: San Diego County Regional Airport Authority v. American Car Rental, Inc., San Diego Superior Court Case No. 37-2016-00024056-CL-BC-CTL

14. CONFERENCE WITH LEGAL COUNSEL – EXISTING LITIGATION:

(Paragraph (1) of subdivision (d) of Cal. Gov. Code §54956.9)

Dryden Oaks, LLC v. San Diego County Regional Airport Authority, et al., San Diego Superior Court, North County, Case No. 37-2014-00004077-CU-EI-NC

15. CONFERENCE WITH LEGAL COUNSEL – ANTICIPATED LITIGATION:

(Significant exposure to litigation pursuant to paragraph (2) of subdivision (d) of Cal. Gov. Code §54956.9)

Investigative Order No. R9-2012-0009 by the California Regional Water Quality Control Board pertaining to an investigation of bay sediments at the Downtown Anchorage Area in San Diego.

Number of potential cases: 1

16. CONFERENCE WITH REAL PROPERTY NEGOTIATORS AND WITH LEGAL COUNSEL – ANTICIPATED LITIGATION:

(Gov. Code §§54956.9(d)(e)(1) and 54954.5(b))

Property: Concession leases (food & beverage) with Host, High Flying Foods and SSP
Agency Negotiator: Scott Brickner, Kathy Kiefer and Eric Podnieks

Negotiating Parties: Host, High Flying Foods San Diego Partnership, SSP America, Inc. and Stellar Partners, Inc.

Under negotiation: rent (price and terms of payment), closure/conversion of locations, new concession buildout, ACDBE participation, lease compliance issues, claim by Host and close outs/permits.

- 17. CONFERENCE WITH LEGAL COUNSEL – ANTICIPATED LITIGATION:**
(Significant exposure to litigation pursuant to paragraph (2) of subdivision (d) of Cal. Gov. Code §54956.9)
The Receipt of a Government Claim from Cal-a-Vie Spa
Number of potential cases: 1
- 18. CONFERENCE WITH LEGAL COUNSEL – ANTICIPATED LITIGATION:**
(Significant exposure to litigation pursuant to paragraph (2) of subdivision (d) of Cal. Gov. Code §54956.9)
Navy Boat Channel Environmental Remediation
Number of potential cases: 1
- 19. CONFERENCE WITH LEGAL COUNSEL – ANTICIPATED LITIGATION:**
(Significant exposure to litigation pursuant to paragraph (2) of subdivision (d) of Cal. Gov. Code §54956.9)
Number of potential cases: 2
- 20. CONFERENCE WITH LEGAL COUNSEL –ANTICIPATED LITIGATION:**
(Significant exposure to litigation pursuant to paragraph (2) of subdivision (d) of Cal. Gov. Code §54956.9)
In re Seaport Airlines, Inc., U.S. Bankruptcy Court Case No. 16-30406-rld7
Number of potential cases: 1
- 21. PUBLIC EMPLOYEE APPOINTMENT:**
Cal. Gov. Code §54957
Title: President/Chief Executive Officer

REPORT ON CLOSED SESSION:

GENERAL COUNSEL REPORT:

BUSINESS AND TRAVEL EXPENSE REIMBURSEMENT REPORTS FOR BOARD MEMBERS, PRESIDENT/CEO, CHIEF AUDITOR AND GENERAL COUNSEL WHEN ATTENDING CONFERENCES, MEETINGS, AND TRAINING AT THE EXPENSE OF THE AUTHORITY:

BOARD COMMENT:

ADJOURNMENT:

**Policy for Public Participation in Board, Airport Land Use Commission (ALUC),
 and Committee Meetings (Public Comment)**

- 1) Persons wishing to address the Board, ALUC, and Committees shall complete a “Request to Speak” form prior to the initiation of the portion of the agenda containing the item to be addressed (e.g., Public Comment and General Items). Failure to complete a form shall not preclude testimony, if permission to address the Board is granted by the Chair.
- 2) The Public Comment Section at the beginning of the agenda is limited to eighteen (18) minutes and is reserved for persons wishing to address the Board, ALUC, and Committees on any matter for which another opportunity to speak is not provided on the Agenda, and on matters that are within the jurisdiction of the Board. A second Public Comment period is reserved for general public comment later in the meeting for those who could not be heard during the first Public Comment period.
- 3) Persons wishing to speak on specific items listed on the agenda will be afforded an opportunity to speak during the presentation of individual items. Persons wishing to speak on specific items should reserve their comments until the specific item is taken up by the Board, ALUC and Committees. Public comment on specific items is limited to twenty (20) minutes – ten (10) minutes for those in favor and ten (10) minutes for those in opposition of an item. Each individual speaker will be allowed three (3) minutes, and applicants and groups will be allowed five (5) minutes.
- 4) If many persons have indicated a desire to address the Board, ALUC and Committees on the same issue, then the Chair may suggest that these persons consolidate their respective testimonies. Testimony by members of the public on any item shall be limited to **three (3) minutes per individual speaker and five (5) minutes for applicants, groups and referring jurisdictions.**
- 5) Pursuant to Authority Policy 1.33 (8), recognized groups must register with the Authority Clerk prior to the meeting.
- 6) After a public hearing or the public comment portion of the meeting has been closed, no person shall address the Board, ALUC, and Committees without first obtaining permission to do so.

Additional Meeting Information

NOTE: This information is available in alternative formats upon request. To request an Agenda in an alternative format, or to request a sign language or oral interpreter, or an Assistive Listening Device (ALD) for the meeting, please telephone the Authority Clerk’s Office at (619) 400-2400 at least three (3) working days prior to the meeting to ensure availability.

For your convenience, the agenda is also available to you on our website at www.san.org.

For those planning to attend the Board meeting, parking is available in the public parking lot located directly in front of the Administration Building. Bring your ticket to the third floor receptionist for validation.

You may also reach the Administration Building by using public transit via the San Diego Metropolitan Transit System, Route 992. The MTS bus stop at Terminal 1 is a very short walking distance from the Administration Building. ADA paratransit operations will continue to serve the Administration Building as required by Federal regulation. For MTS route, fare and paratransit information, please call the San Diego MTS at (619) 233-3004 or 511. For other Airport related ground transportation questions, please call (619) 400- 2685.

UPCOMING MEETING SCHEDULE

<i>Date</i>	<i>Day</i>	<i>Time</i>	<i>Meeting Type</i>	<i>Location</i>
May 18	Thursday	9:00 am	Regular	Board Room
June 1	Thursday	9:00 am	Regular	Board Room

Revised 4/18/17

DRAFT
AIRPORT LAND USE COMMISSION
AGENDA

Thursday, May 4, 2017
9:00 A.M. or immediately following the Board Meeting

San Diego International Airport
SDCRAA Administration Building – Third Floor
Board Room
3225 N. Harbor Drive
San Diego, California 92101

Board Members

C. April Boling
Chairman

Greg Cox
Jim Desmond
Robert H. Gleason
Jim Janney
Mark Kersey
Paul Robinson
Michael Schumacher
Mary Sessom

Ex-Officio Board Members

Laurie Berman
Eraina Ortega
Col. Jason Woodworth

President / CEO

Kimberly J. Becker

Live webcasts of Authority Board meetings can be accessed at
<http://www.san.org/Airport-Authority/Meetings-Agendas/ALUC>

Pursuant to California Public Utilities Code §§ 21670-21679.5, the Airport Land Use Commission ("Commission") is responsible for coordinating the airport planning of public agencies within San Diego County. The Commission has the legal responsibility to formulate airport land use compatibility plans ("ALUCPs") that will (a) provide for the orderly growth of each public airport and the areas surrounding the airport within the County and (b) safeguard the general welfare of the inhabitants within the vicinity of each airport and the public in general. Pursuant to §21670.3, the San Diego County Regional Airport Authority serves as the Commission.

This Agenda contains a brief general description of each item to be considered. The indication of a recommended action does not indicate what action (if any) may be taken. ***Please note that agenda items may be taken out of order.*** If comments are made to the Commission without prior notice or are not listed on the Agenda, no specific answers or responses should be expected at this meeting pursuant to State law.

Staff Reports and documentation relating to each item of business on the Agenda are on file in the Corporate & Information Governance/Authority Clerk Department and are available for public inspection.

NOTE: Pursuant to Authority Code Section 2.15, all Lobbyists shall register as an Authority Lobbyist with the Authority Clerk within ten (10) days of qualifying as a lobbyist. A qualifying lobbyist is any individual who receives \$100 or more in any calendar month to lobby any Commission Member or employee of the Authority for the purpose of influencing any action of the Authority. To obtain Lobbyist Registration Statement Forms, contact the Corporate & Information Governance/Authority Clerk Department.

PLEASE COMPLETE A "REQUEST TO SPEAK" FORM PRIOR TO THE COMMENCEMENT OF THE MEETING AND SUBMIT IT TO THE AUTHORITY CLERK. ***PLEASE REVIEW THE POLICY FOR PUBLIC PARTICIPATION IN BOARD AND BOARD COMMISSION MEETINGS (PUBLIC COMMENT) LOCATED AT THE END OF THE AGENDA.***

CALL TO ORDER:

PLEDGE OF ALLEGIANCE:

ROLL CALL:

NON-AGENDA PUBLIC COMMENT:

Non-Agenda Public Comment is reserved for members of the public wishing to address the Commission on matters for which another opportunity to speak **is not provided on the Agenda**, and which is within the jurisdiction of the Commission. Please submit a completed speaker slip to the Authority Clerk. ***Each individual speaker is limited to three (3) minutes. Applicants, groups and jurisdictions referring items to the Board for action are limited to five (5) minutes.***

Note: Persons wishing to speak on specific items should reserve their comments until the specific item is taken up by the Commission.

CONSENT AGENDA (Items 1- 3):

The Consent Agenda contains items that are routine in nature and non-controversial. It also contains consistency determinations that have been deemed consistent or conditionally consistent. The matters listed under ‘Consent Agenda’ may be approved by one motion. Any Commission Member may remove an item for separate consideration. Items so removed will be heard before the scheduled New Business items, unless otherwise directed by the Chair.

1. APPROVAL OF MINUTES:

The Airport Land Use Commission is requested to approve minutes of prior meetings.

RECOMMENDATION: Approve the minutes of the April 6, 2017 regular meeting.

CONSISTENCY DETERMINATIONS

2. CONSISTENCY DETERMINATION – SAN DIEGO INTERNATIONAL AIRPORT - AIRPORT LAND USE COMPATIBILITY PLAN – CONSTRUCTION OF 364 ATTACHED RESIDENTIAL UNITS AT FIRST STREET & BEECH STREET, CITY OF SAN DIEGO:

The Commission is requested to make a consistency determination.

RECOMMENDATION: Adopt Resolution No. 2017-____ ALUC, making the determination that the project is conditionally consistent with the San Diego International Airport - Airport Land Use Compatibility Plan.

(Airport Planning: Angela Jamison, Acting Director)

3. CONSISTENCY DETERMINATION – SAN DIEGO INTERNATIONAL AIRPORT - AIRPORT LAND USE COMPATIBILITY PLAN – CONSTRUCTION OF 12 ATTACHED RESIDENTIAL UNITS AT 4405-4411 WEST POINT LOMA BOULEVARD, CITY OF SAN DIEGO:

The Commission is requested to make a consistency determination.

RECOMMENDATION: Adopt Resolution No. 2017-_____ ALUC, making the determination that the project is not consistent with the San Diego International Airport - Airport Land Use Compatibility Plan.

(Airport Planning: Angela Jamison, Acting Director)

PUBLIC HEARINGS:

OLD BUSINESS:

NEW BUSINESS:

4. STATUS UPDATE AND POSSIBLE POLICY DIRECTION ON AIRPORT LAND USE COMPATIBILITY PLANS:

The Commission is requested to receive a status update.

RECOMMENDATION: Receive the presentation and possibly provide policy direction to staff.

(Airport Planning: Angela Jamison, Acting Director)

COMMISSION COMMENT:

ADJOURNMENT:

Policy for Public Participation in Board, Airport Land Use Commission (ALUC), and Committee Meetings (Public Comment)

- 1) Persons wishing to address the Board, ALUC, and Committees shall complete a “Request to Speak” form prior to the initiation of the portion of the agenda containing the item to be addressed (e.g., Public Comment and General Items). Failure to complete a form shall not preclude testimony, if permission to address the Board is granted by the Chair.
- 2) The Public Comment Section at the beginning of the agenda is limited to eighteen (18) minutes and is reserved for persons wishing to address the Board, ALUC, and Committees on any matter for which another opportunity to speak is not provided on the Agenda, and on matters that are within the jurisdiction of the Board. A second Public Comment period is reserved for general public comment later in the meeting for those who could not be heard during the first Public Comment period.
- 3) Persons wishing to speak on specific items listed on the agenda will be afforded an opportunity to speak during the presentation of individual items. Persons wishing to speak on specific items should reserve their comments until the specific item is taken up by the Board, ALUC and Committees. Public comment on specific items is limited to twenty (20) minutes – ten (10) minutes for those in favor and ten (10) minutes for those in opposition of an item. Each individual speaker will be allowed three (3) minutes, and applicants and groups will be allowed five (5) minutes.
- 4) If many persons have indicated a desire to address the Board, ALUC and Committees on the same issue, then the Chair may suggest that these persons consolidate their respective testimonies. Testimony by members of the public on any item shall be limited to **three (3) minutes per individual speaker and five (5) minutes for applicants, groups and referring jurisdictions.**
- 5) Pursuant to Authority Policy 1.33 (8), recognized groups must register with the Authority Clerk prior to the meeting.
- 6) After a public hearing or the public comment portion of the meeting has been closed, no person shall address the Board, ALUC, and Committees without first obtaining permission to do so.

Additional Meeting Information

NOTE: This information is available in alternative formats upon request. To request an Agenda in an alternative format, or to request a sign language or oral interpreter, or an Assistive Listening Device (ALD) for the meeting, please telephone the Authority Clerk’s Office at (619) 400-2400 at least three (3) working days prior to the meeting to ensure availability.

For your convenience, the agenda is also available to you on our website at www.san.org.

For those planning to attend the Board meeting, parking is available in the public parking lot located directly in front of the Administration Building. Bring your ticket to the third floor receptionist for validation.

You may also reach the Administration Building by using public transit via the San Diego Metropolitan Transit System, Route 992. The MTS bus stop at Terminal 1 is a very short walking distance from the Administration Building. ADA paratransit operations will continue to serve the Administration Building as required by Federal regulation. For MTS route, fare and paratransit information, please call the San Diego MTS at (619) 233-3004 or 511. For other Airport related ground transportation questions, please call (619) 400- 2685.

UPCOMING MEETING SCHEDULE

<i>Date</i>	<i>Day</i>	<i>Time</i>	<i>Meeting Type</i>	<i>Location</i>
June 1	Thursday	9:00 am	Regular	Board Room