



Airport Noise Advisory Committee

October 17, 2018

Agenda

1. Welcome and Introductions
2. Presentation Items
 - a. Quieter Home Program Update
 - b. Missed Approach Statistics
 - c. Early Turn & Other Flight Ops Statistics
 - d. Curfew Violation Review Panel Statistics
 - e. Noise Complaint Statistics
 - f. Update on ANAC Recommendations
 - g. Part 150 TAC Update
3. Public Comment
4. Action Items
 - a. Approval of Minutes from August 15, 2018.

Next Meeting: December 19, 2018

1. Adjourn



Quieter Home Program Update

IN THE LAST TWO MONTHS:

Completed 81 homes
Spent \$2 Million
Met with over 300 homeowners (661 homes)

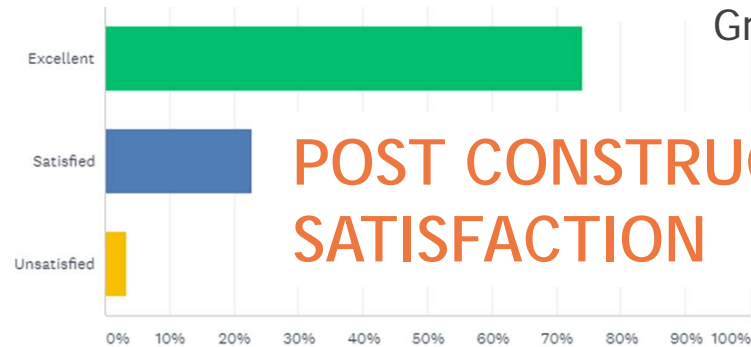


WHAT THEY ARE SAYING

I can finally have a phone conversation without stopping

Craftsmen were terrific!

Great Staff! Terrific job.



QHP Questions ?



Missed Approach Statistics

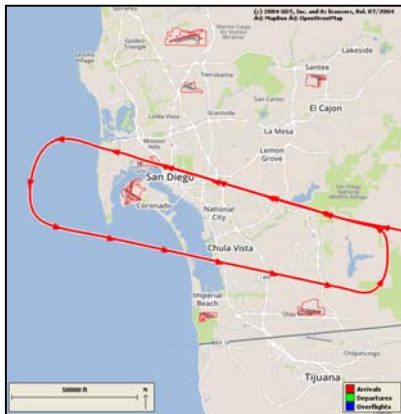
IN THE LAST TWO MONTHS:

127 missed approaches
14% lower than last year
Operations are up 8% (Year-to-Date)

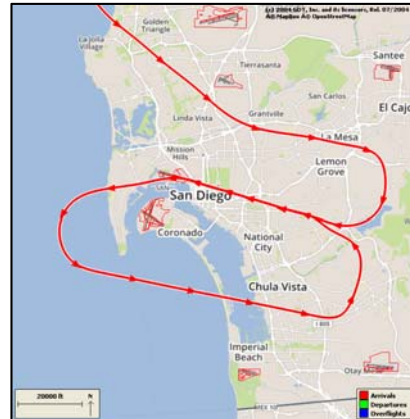
MISSED APPROACHES ARE CAUSED BY

Unstable arrivals (too high to land)
Traffic Separation
Other safety concerns

Standard Path



Non-Standard Path



84%

Of Missed Approaches either follow the standard departure paths or occur east of the Airport

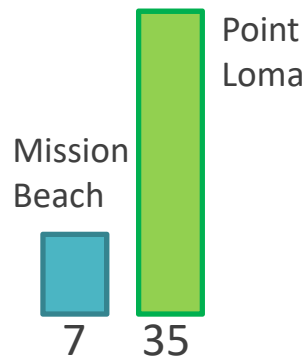
Early Turn Statistics

IN THE LAST TWO MONTHS:

42 early turns
31% higher than Aug/Sept last year
Operations are up 8% (Year-to-Date)

WHY AN INCREASE?

*Several days of weather
Traffic Separation
Several General Aviation Jets*



53%

Less early turns compared to this time last year

LEFT VS. RIGHT

Flight Ops Questions ?



Curfew Violation Statistics

IN THE LAST TWO MONTHS:

13 Curfew Violations

One more than last year

Violations are down 16% for the year

**OF THE 37
VIOLATIONS THAT
HAVE BEEN
REVIEWED THIS YEAR,
27 HAVE BEEN
PENALIZED.**

CONTRIBUTORS TO CURFEW VIOLATIONS

Weather at other airports

Local maintenance issues

Demand for red-eye departures

Summer seasonal capacity increases

\$246,000

Collected curfew penalties so far in 2018

Curfew Questions ?



Noise Complaint Statistics

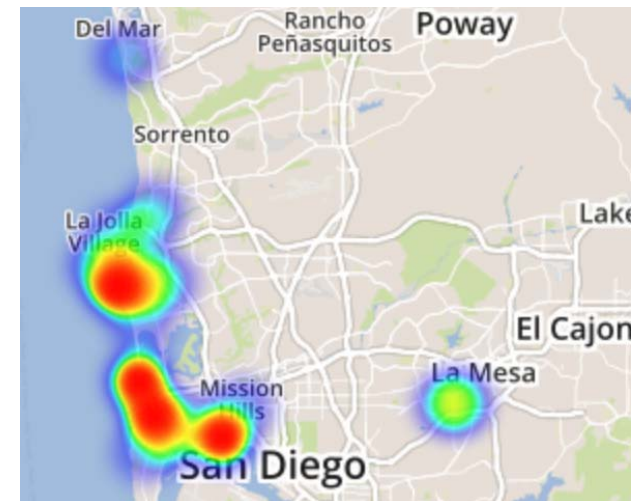
IN THE LAST TWO MONTHS:

Average of 121 households per month
16% fewer households than last year
Number of noise complaint are up 25% compared to last year

POSSIBLE CONTRIBUTORS TO THE INCREASE OF COMPLAINTS IN SEPTEMBER

Media coverage on system upgrade and 3rd party non-Airport Authority app

LOCATIONS OF COMPLAINTS



82%

Complaints came from the 3rd party non-Airport Authority App

Noise Complaint Questions ?



Agenda

1. Welcome and Introductions
2. Presentation Items
 - a. Quieter Home Program Update
 - b. Missed Approach Statistics
 - c. **Early Turn & Other Flight Ops Statistics**
 - d. Curfew Violation Review Panel Statistics
 - e. Noise Complaint Statistics
 - f. Update on ANAC Recommendations
 - g. Part 150 TAC Update
3. Public Comment
4. Action Items
 - a. Approval of Minutes from August 15, 2018.

Next Meeting: December 19, 2018

1. Adjourn

